



CITY COUNCIL DISTRICT #1

MONTHLY OFFENSE SUMMARY

APRIL 2017

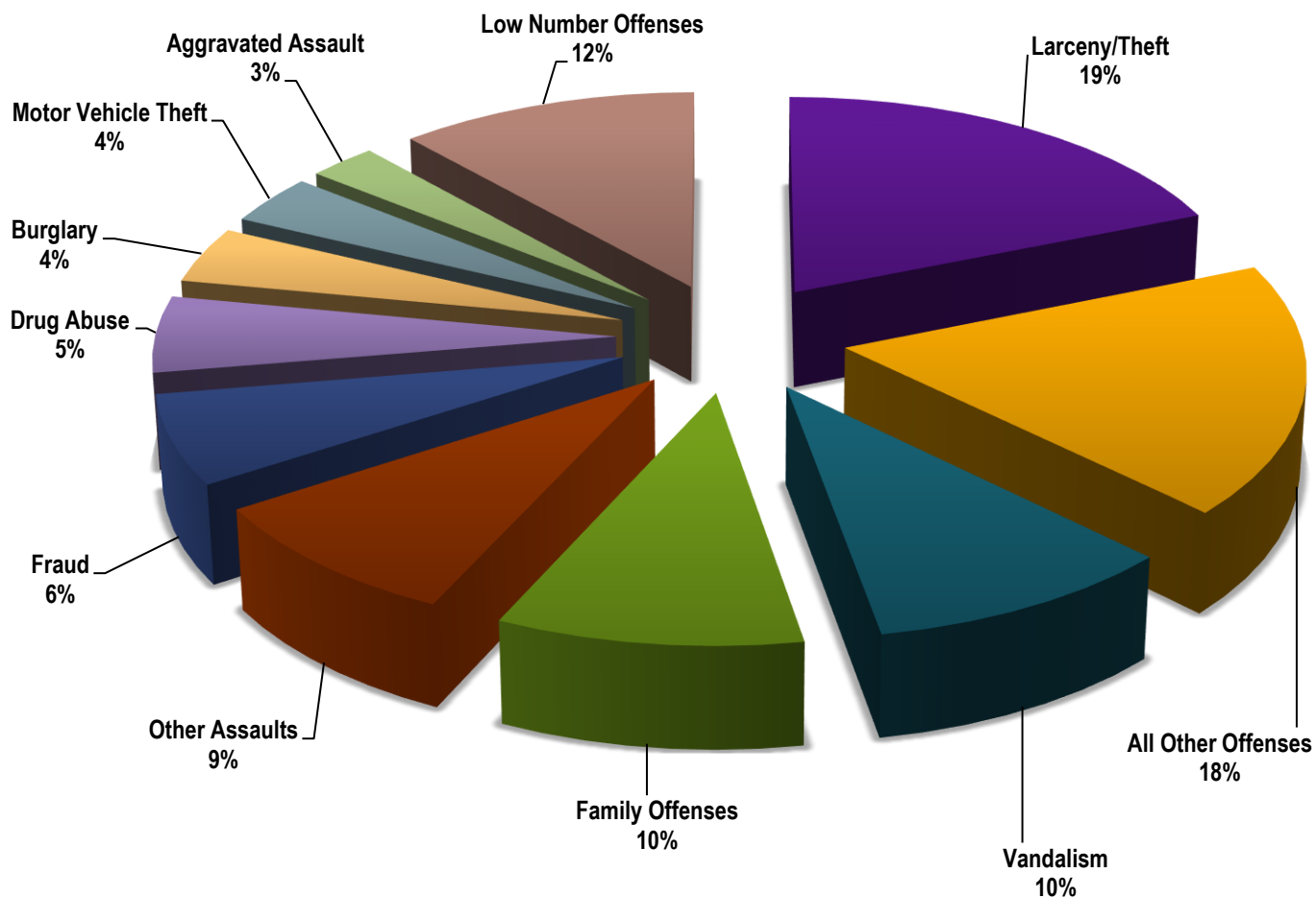
These figures represent preliminary counts of original Police Incident Reports and include all offenses within the above listed City Council District only. Full statistical analysis to determine the confidence level of this data has not been performed. The results contained herein are approximate in relation to the listed area and may not fully coincide with data shown in other areas of SLCPD's Crime Statistics page such as Calls for Service, Crimes Trending, and Crime Reports due to and reflective of departmental procedures that were in place at the time the event occurred and the date this data was compiled. Results displayed are not distinguished as attempted or completed crimes, do not include other calls for police service, and only represent police service where a report was made. Police Incident Reports are classified by primary offense categories as defined by the Uniform Crime Reporting (UCR) system. However, data is not subjected to any other standards set forth under UCR. Although every reasonable verification effort is made, the accuracy of any data is subject to the constraints of the report generation process as well as the manner, format, and point in time of any query.

PART I OFFENSES:	Chosen by the FBI as Part I Offenses because they are serious crimes that occur with regularity in all areas of the country and are likely to be reported to Police.
PART II OFFENSES:	All other crimes other than the eight Part I Offenses. The Uniform Crime Reporting Program gathers only arrest data for Part II Offenses, however, SLCPD results displayed in this document display all Part II Offenses, regardless of the presence of arrest data.
ALL OTHER OFFENSES:	Under the Part II Offense section, 'All Other Offenses' include Peeping Tom, Trespass, Kidnap/Abduction, Pornography, Extortion/Blackmail, Bribery, Warrants, Sexual Offenses, Obstruction, Public Peace, and Hit & Run.
NON-UCR OFFENSES:	Non-UCR Offenses include reports for all other offenses not classified as a Part I or Part II Offense. Results displayed separate some of these offenses such as Ambulance Calls, Deaths, Missing Persons, Suicides, Suspicious Activity, and Traffic Accidents.
ALL OTHER NON-UCR:	Under the Non-UCR category, 'All Other' include the remainder of offenses not classified as Part I or Part II and not separated from the Non-UCR Offenses. These include things such as Loud Parties, Barking Dogs, Mentally Ill Subjects, Citizen Assistance, etc.
LOW NUMBER OFFENSES:	On page two, in the interest of space and allowing for easier viewing, the category titled 'Low Number Offenses' include Part I and Part II Offenses from page one that have totals under the amount of 15.

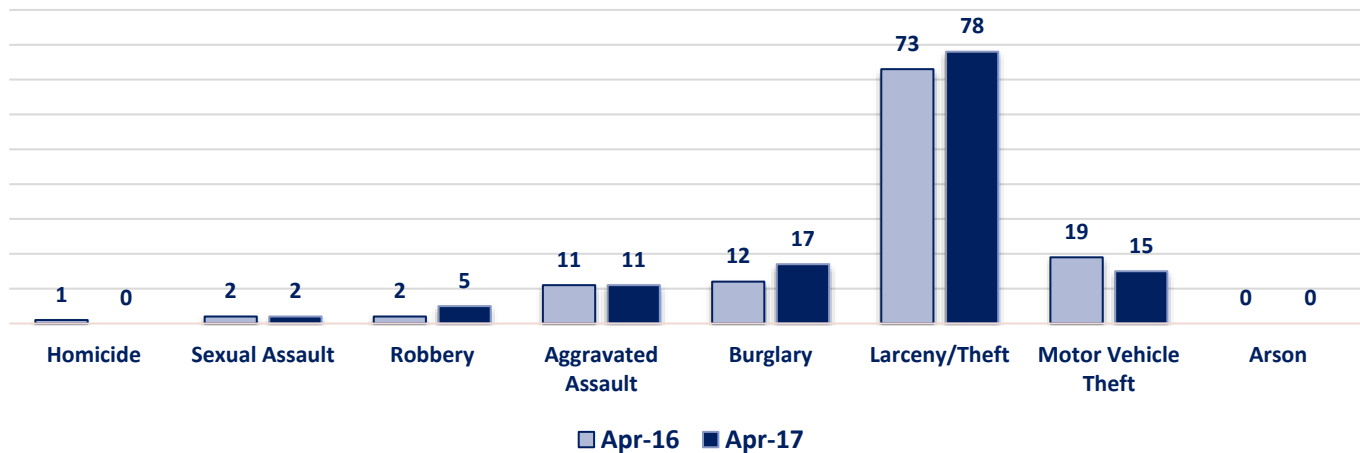
Offenses

PART I OFFENSES	OFFENSE	APR 16	APR 17	OFFENSE	APR 16	APR 17	PART II OFFENSES
	Homicide	1	0	Other Assaults	40	37	
	Sexual Assault	2	2	Forgery/Counterfeit	6	10	
	Robbery	2	5	Fraud	8	27	
	Aggravated Assault	11	11	Embezzlement	0	0	
	Burglary	12	17	Stolen Property	1	2	
	Larceny/Theft	73	78	Vandalism	40	41	
	Motor Vehicle Theft	19	15	Weapons	9	8	
NON-UCR OFFENSES	Arson	0	0	Prostitution	0	1	
	PART I TOTALS	120	128	Sex Offenses	1	1	
	Ambulance Calls	16	3	Drug Abuse	16	23	
	Deaths	2	1	Gambling	0	0	
	Missing Persons	4	9	Family Offenses	34	40	
	Suicides	0	0	DUI	6	3	
	Suspicious Activity	7	9	Liquor Laws	0	0	
	Traffic Accidents	26	29	Drunkenness	4	6	
TOTALS	All Other	134	107	Disorderly Conduct	2	3	
	NON-UCR TOTALS	189	158	All Other Offenses	76	76	
	PART I OFFENSES	120	128	Curfew/Loitering	0	0	
	PART II OFFENSES	253	285	Runaway	10	7	
	NON-UCR OFFENSES	189	158	PART II TOTALS	253	285	
	TOTAL	562	571				

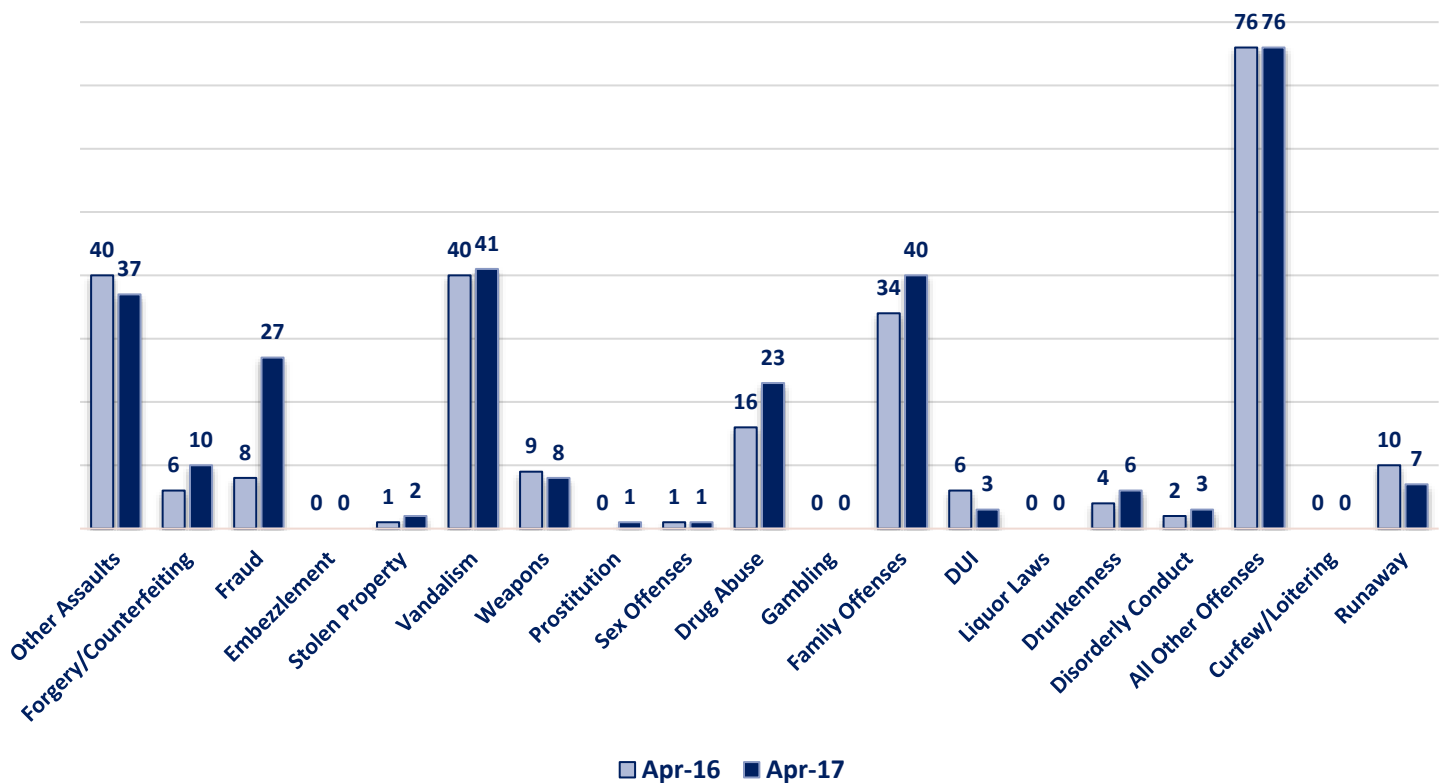
April 2017 - Part I & II Offense Percentages



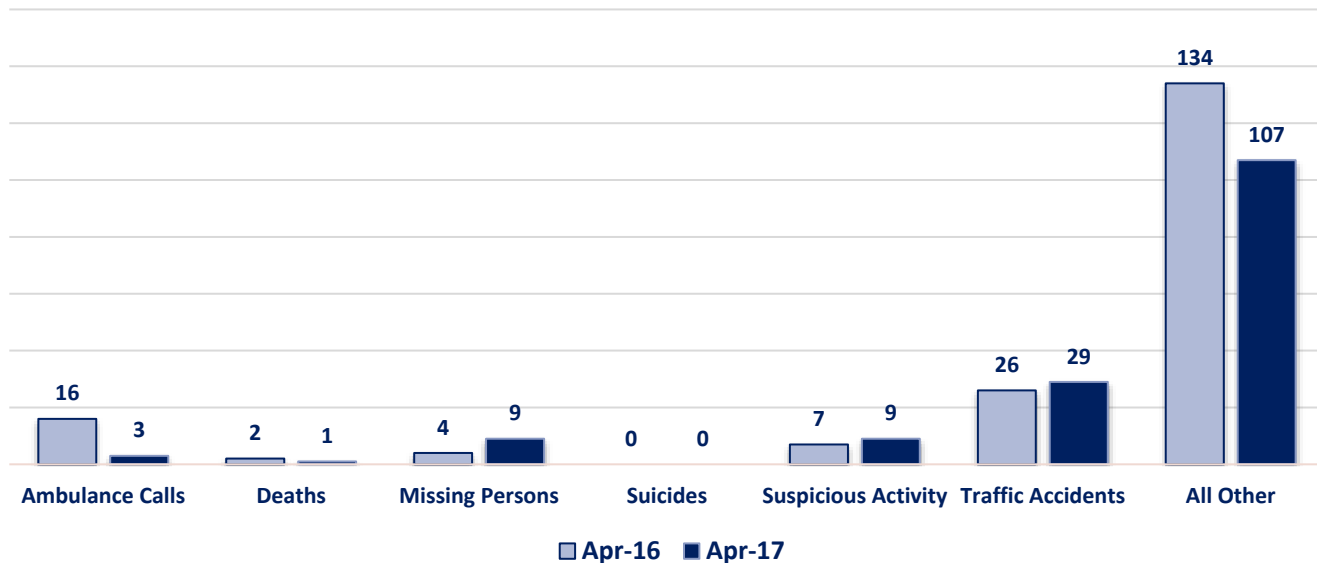
Part I Offenses



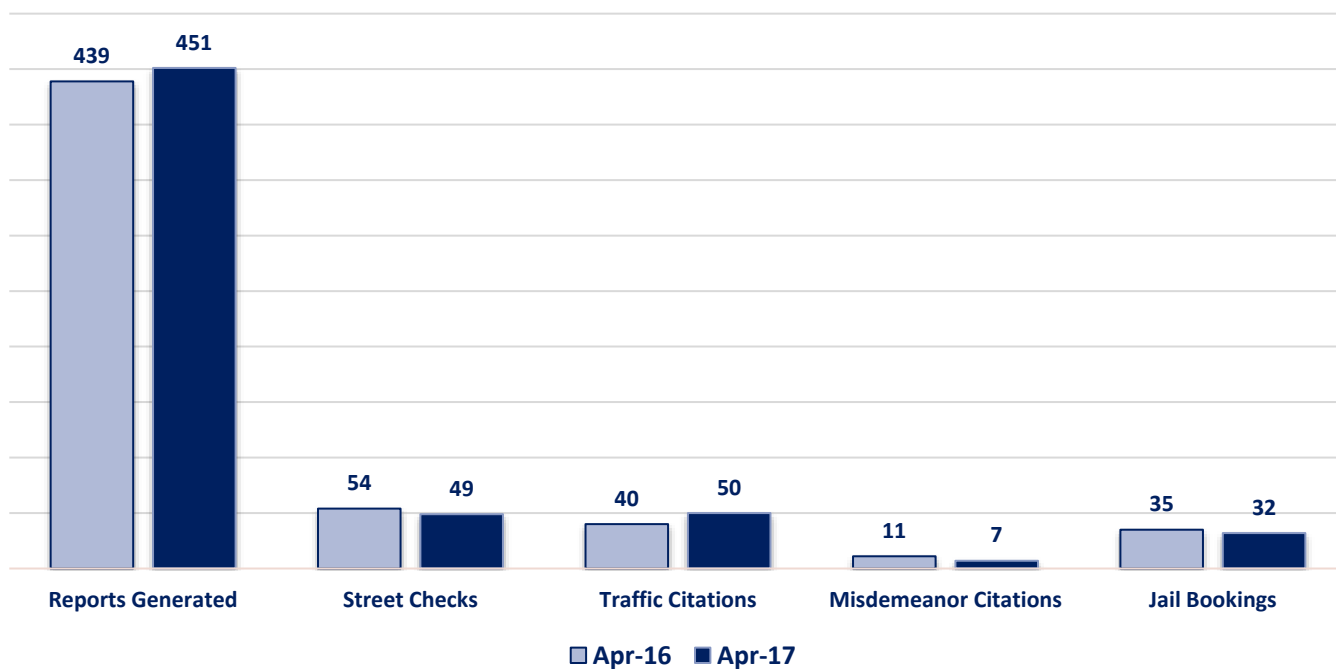
Part II Offenses



Non-UCR Offenses

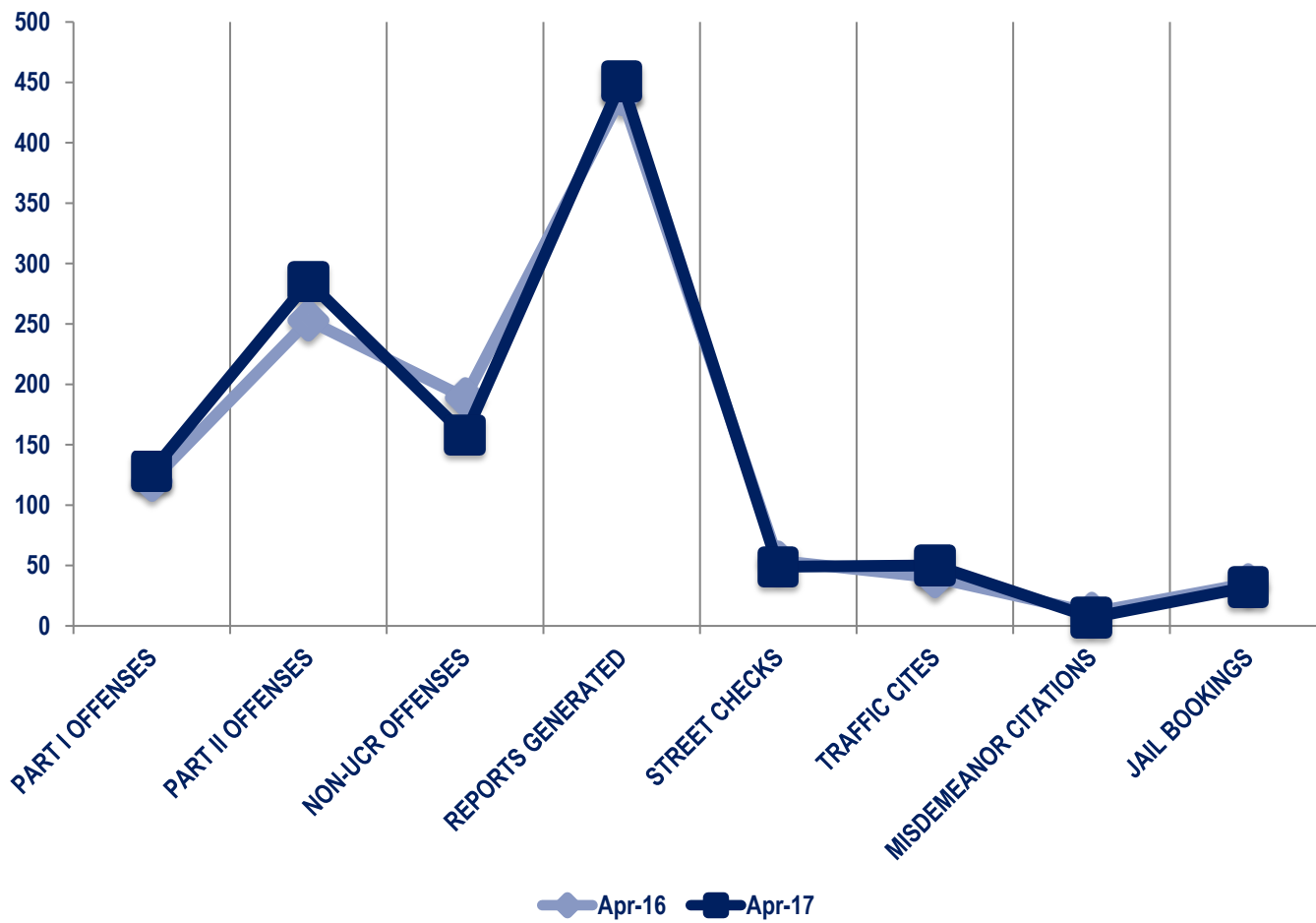


Other Event Totals



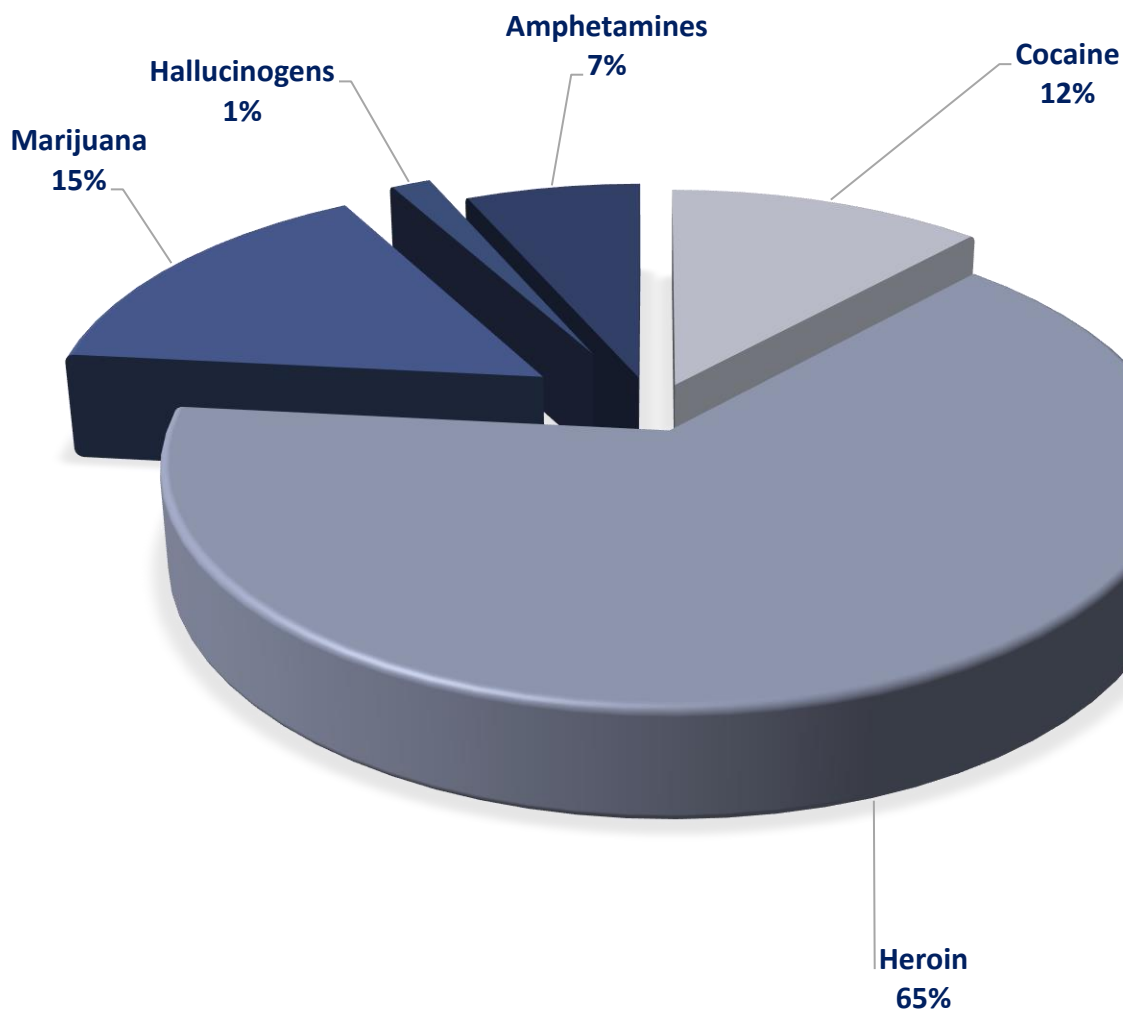
Combined Offense/Event Trends

	APR 16	APR 17
Part I Offenses	120	128
Part II Offenses	253	285
NonUCR Offenses	189	158
Reports Generated	439	451
Street Checks	54	49
Traffic Citations	40	50
Misdemeanor Citations	11	7
Jail Bookings	35	32

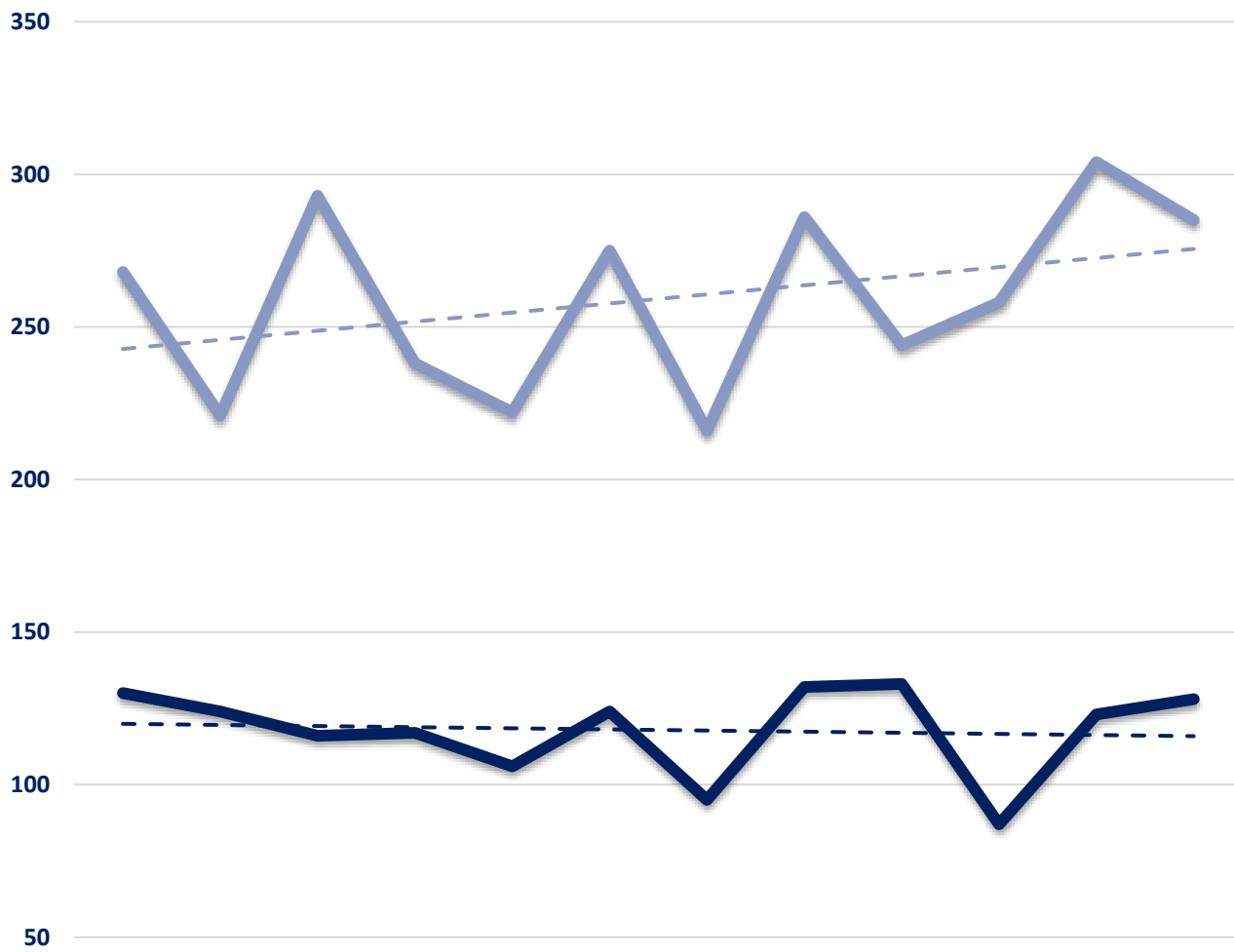


Seized Drugs

TYPE	DOSES	STREET VALUE
Cocaine	115.3	\$ 1,153.00
Heroin	632.0	\$ 6,320.00
Marijuana	149.0	\$ 894.09
Hallucinogens	14.6	\$ 29.28
Amphetamines	64.2	\$ 642.00
TOTAL	975.2	\$ 9,038.37



Part I & II Offenses - One Year



	MAY 16	JUN 16	JUL 16	AUG 16	SEP 16	OCT 16	NOV 16	DEC 16	JAN 17	FEB 17	MAR 17	APR 17
PART I	130	124	116	117	106	124	95	132	133	87	123	128
PART II	268	221	293	238	222	275	216	286	244	258	304	285

— PART I — PART II - - - Part I Linear Forecast - - - Part II Linear Forecast