



## CITY COUNCIL DISTRICT #1 MONTHLY OFFENSE SUMMARY

### FEBRUARY 2017

These figures represent preliminary counts of original Police Incident Reports and include all offenses within the above listed City Council District only. Full statistical analysis to determine the confidence level of this data has not been performed. The results contained herein are approximate in relation to the listed area and may not fully coincide with data shown in other areas of SLCPD's Crime Statistics page such as Calls for Service, Crimes Trending, and Crime Reports due to and reflective of departmental procedures that were in place at the time the event occurred and the date this data was compiled. Results displayed are not distinguished as attempted or completed crimes, do not include other calls for police service, and only represent police service where a report was made. Police Incident Reports are classified by primary offense categories as defined by the Uniform Crime Reporting (UCR) system. However, data is not subjected to any other standards set forth under UCR. Although every reasonable verification effort is made, the accuracy of any data is subject to the constraints of the report generation process as well as the manner, format, and point in time of any query.

<b>PART I OFFENSES:</b>	Chosen by the FBI as Part I Offenses because they are serious crimes that occur with regularity in all areas of the country and are likely to be reported to Police.
<b>PART II OFFENSES:</b>	All other crimes other than the eight Part I Offenses. The Uniform Crime Reporting Program gathers only arrest data for Part II Offenses, however, SLCPD results displayed in this document display all Part II Offenses, regardless of the presence of arrest data.
<b>ALL OTHER OFFENSES:</b>	Under the Part II Offense section, 'All Other Offenses' include Peeping Tom, Trespass, Kidnap/Abduction, Pornography, Extortion/Blackmail, Bribery, Warrants, Sexual Offenses, Obstruction, Public Peace, and Hit & Run.
<b>NON-UCR OFFENSES:</b>	Non-UCR Offenses include reports for all other offenses not classified as a Part I or Part II Offense. Results displayed separate some of these offenses such as Ambulance Calls, Deaths, Missing Persons, Suicides, Suspicious Activity, and Traffic Accidents.
<b>ALL OTHER NON-UCR:</b>	Under the Non-UCR category, 'All Other' include the remainder of offenses not classified as Part I or Part II and not separated from the Non-UCR Offenses. These include things such as Loud Parties, Barking Dogs, Mentally Ill Subjects, Citizen Assistance, etc.
<b>LOW NUMBER OFFENSES:</b>	On page two, in the interest of space and allowing for easier viewing, the category titled 'Low Number Offenses' include Part I and Part II Offenses from page one that have totals under the amount of 15.

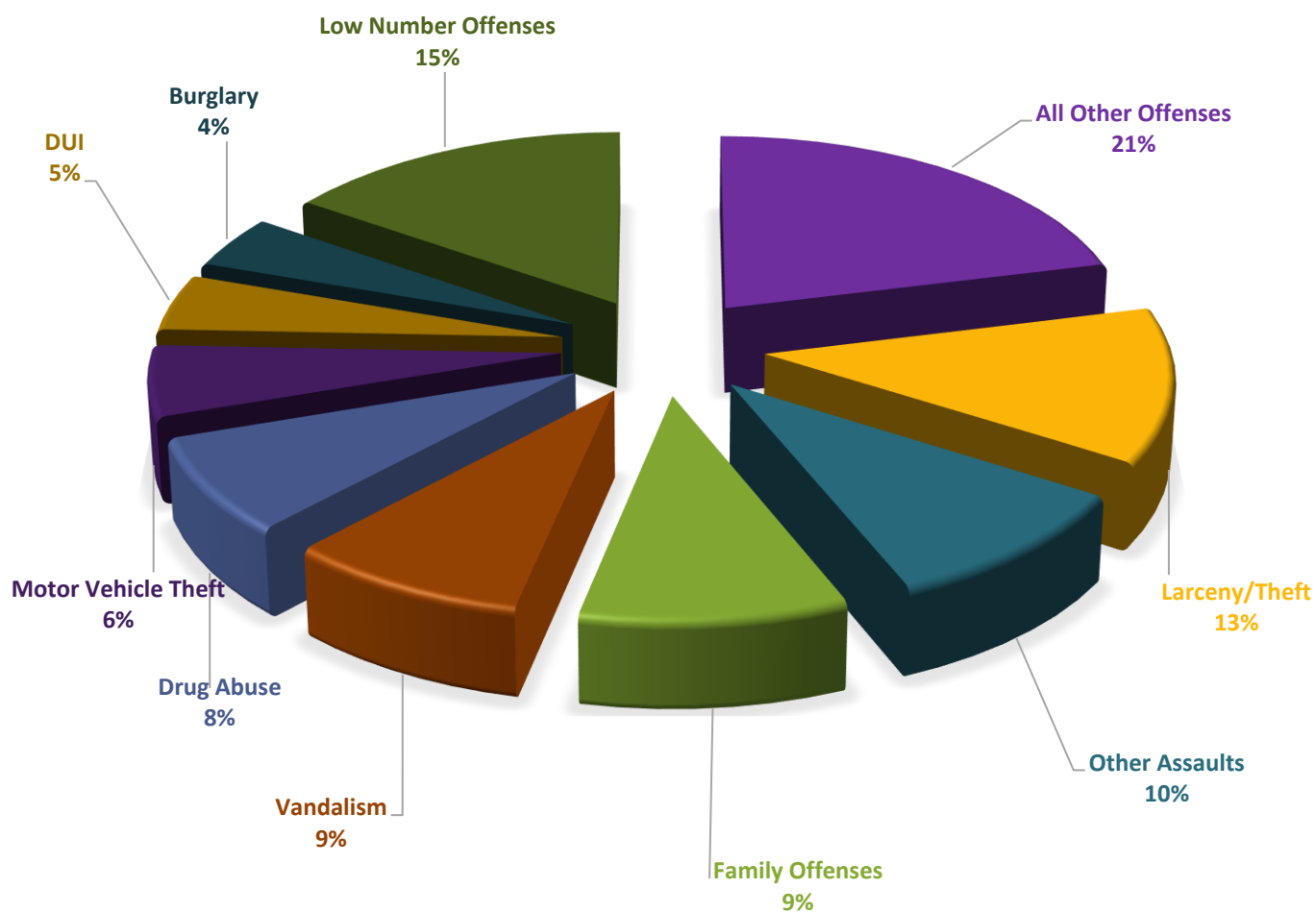


## Offenses

PART I OFFENSES	OFFENSE	FEB 16	FEB 17	OFFENSE	FEB 16	FEB 17	PART II OFFENSES
	Homicide	0	0	Other Assaults	44	34	
	Sexual Assault	1	2	Forgery/Counterfeit	7	8	
	Robbery	3	0	Fraud	18	12	
	Aggravated Assault	4	6	Embezzlement	0	0	
	Burglary	13	15	Stolen Property	2	3	
	Larceny/Theft	69	44	Vandalism	34	30	
	Motor Vehicle Theft	24	20	Weapons	8	2	
	Arson	0	0	Prostitution	1	3	
PART I TOTALS		114	87	Sex Offenses	2	2	PART II OFFENSES
NON-UCR OFFENSES	Ambulance Calls	26	10	Drug Abuse	28	27	
	Deaths	3	2	Gambling	0	0	
	Missing Persons	1	7	Family Offenses	28	33	
	Suicides	0	1	DUI	7	16	
	Suspicious Activity	7	17	Liquor Laws	0	0	
	Traffic Accidents	31	23	Drunkenness	4	6	
	All Other	119	102	Disorderly Conduct	2	1	
	NON-UCR TOTALS	187	162	All Other Offenses	83	73	
TOTALS	PART I OFFENSES	114	87	Curfew/Loitering	0	0	
	PART II OFFENSES	278	258	Runaway	10	8	
	NON-UCR OFFENSES	187	162	PART II TOTALS	278	258	
	TOTAL	579	507				

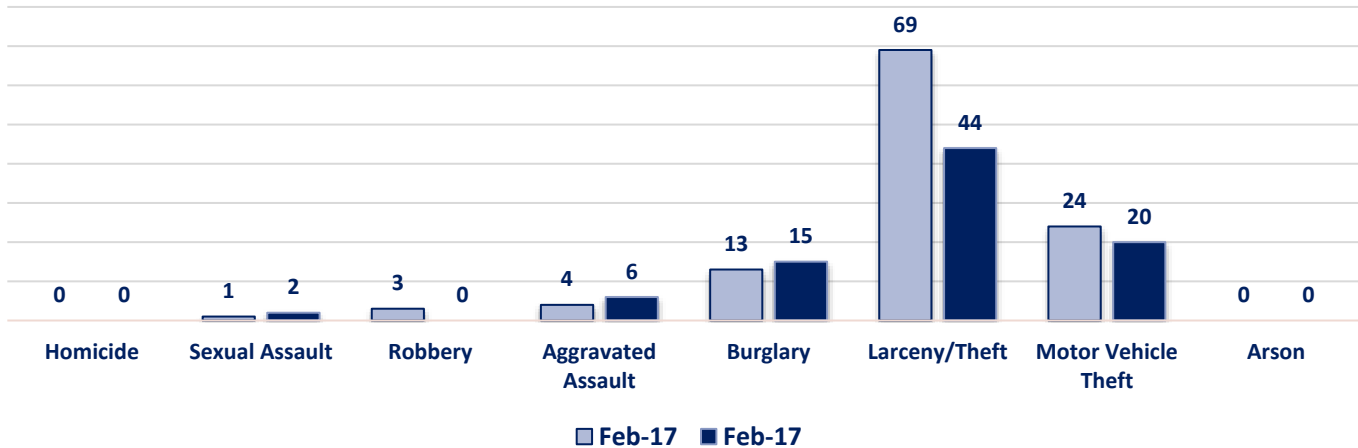


### February 2017 - Part I & Part II Offense Percentages

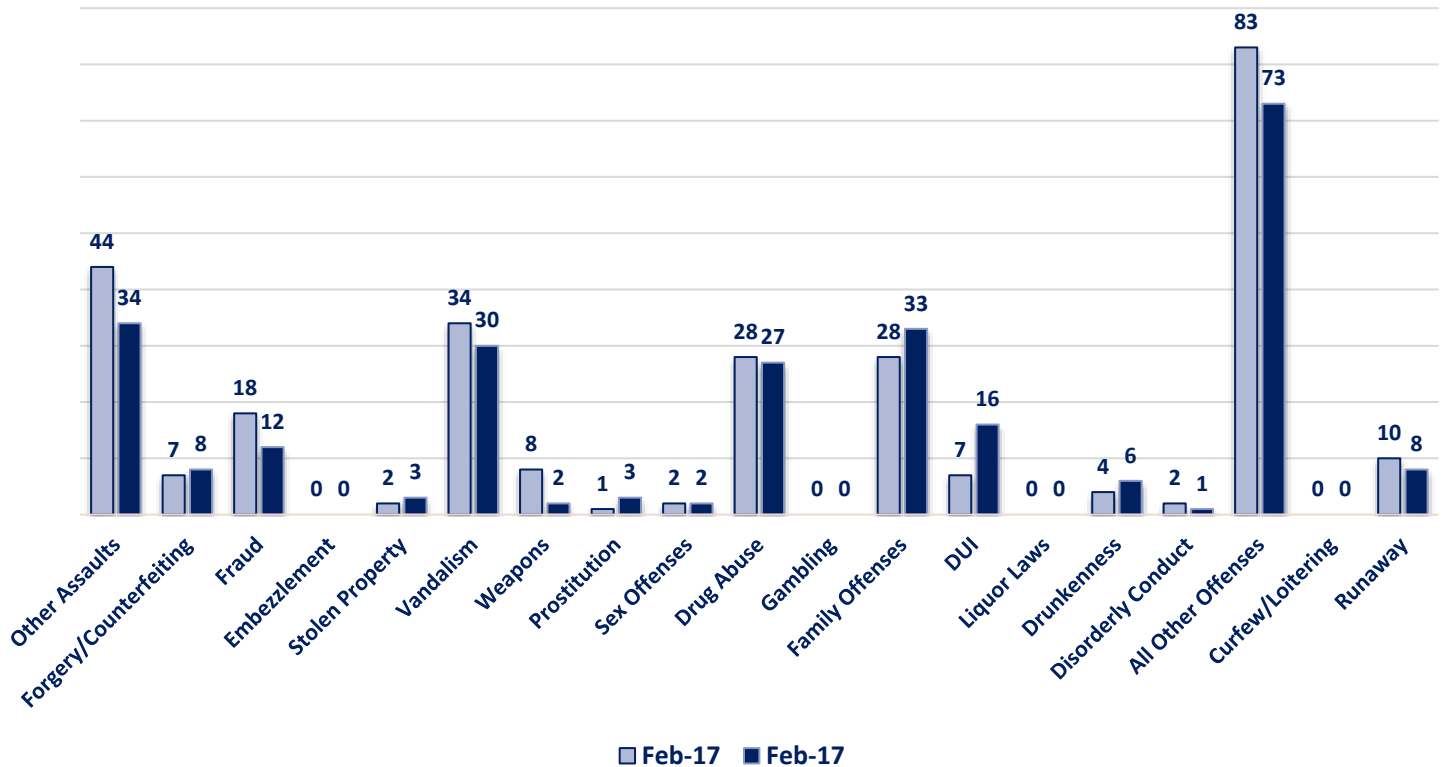




### Part I Offenses

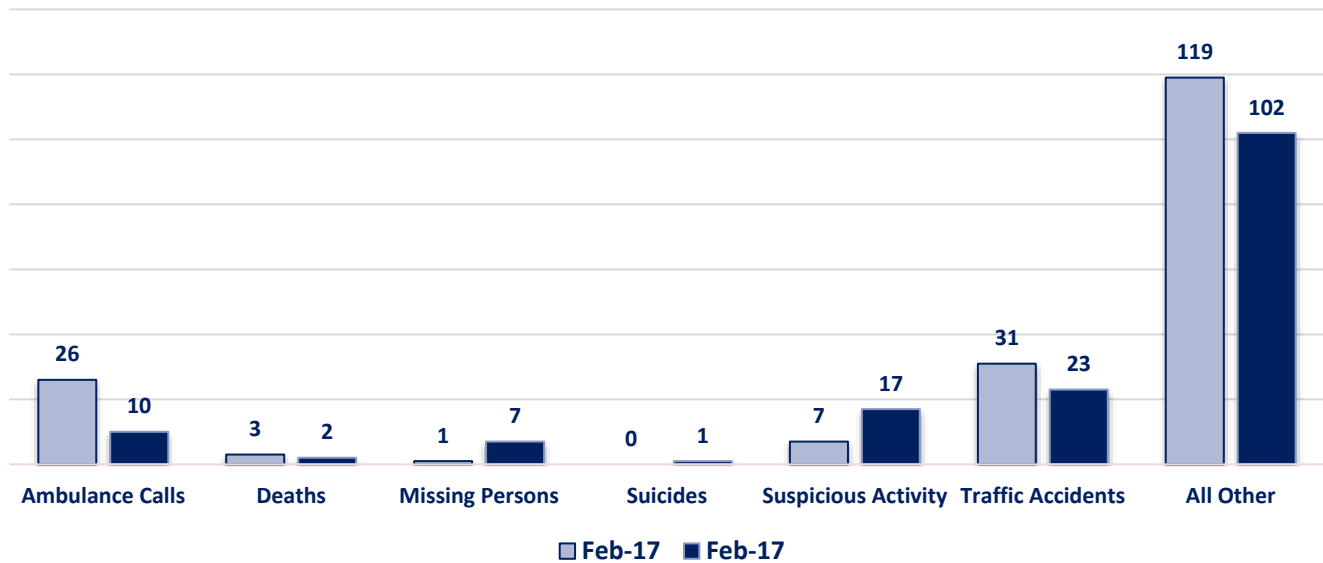


### Part II Offenses

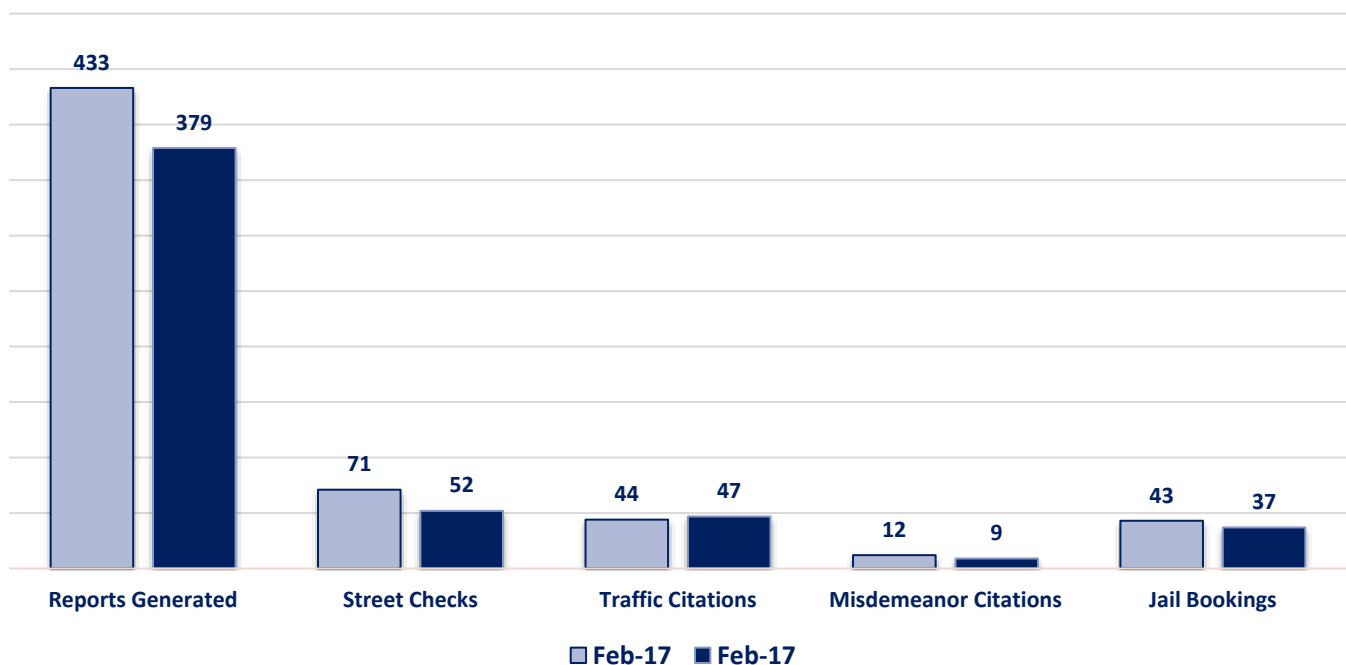




### Non-UCR Offenses



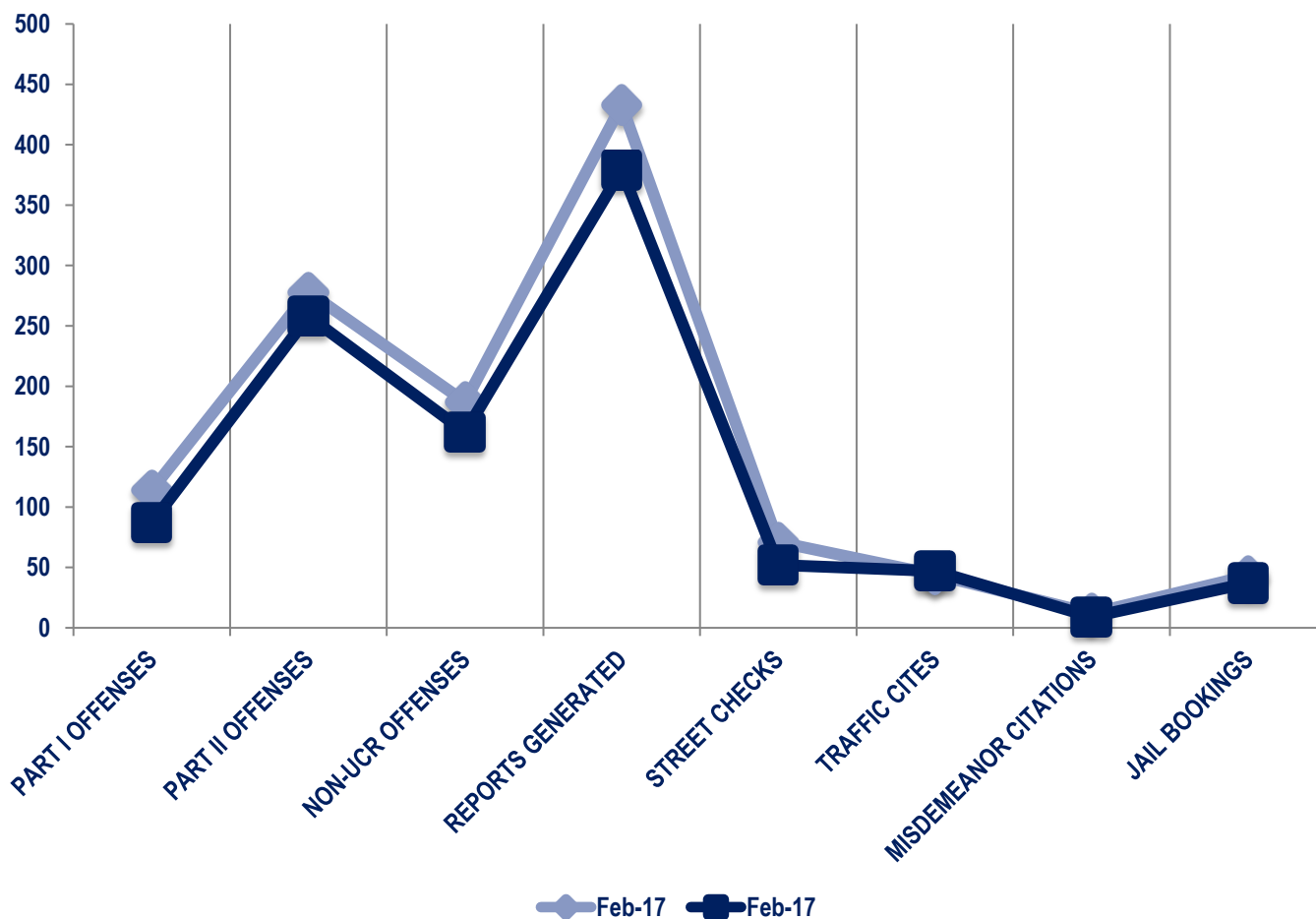
### Other Event Totals





## Combined Offense/Event Trends

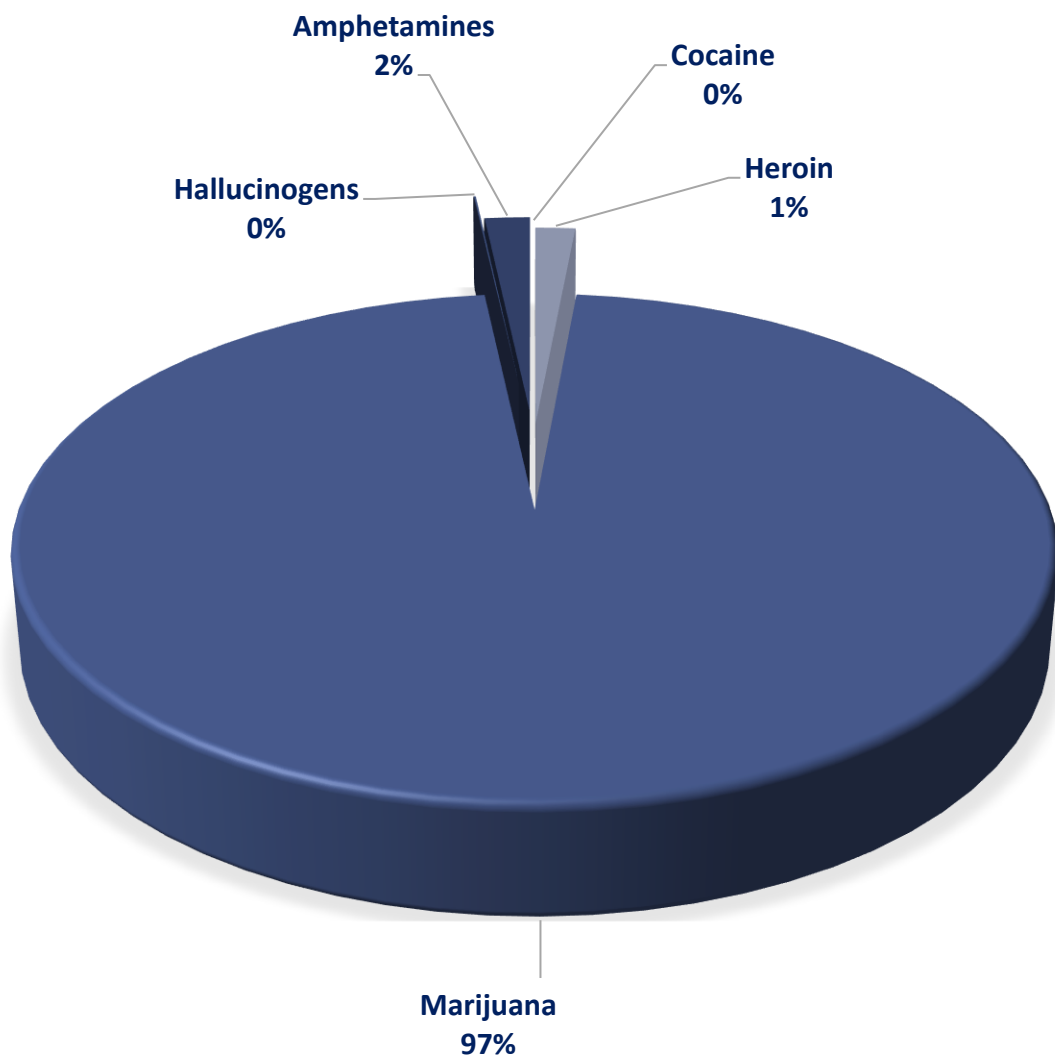
	FEB 16	FEB 17
<b>Part I Offenses</b>	114	87
<b>Part II Offenses</b>	278	258
<b>NonUCR Offenses</b>	187	162
<b>Reports Generated</b>	433	379
<b>Street Checks</b>	71	52
<b>Traffic Citations</b>	44	47
<b>Misdemeanor Citations</b>	12	9
<b>Jail Bookings</b>	43	37





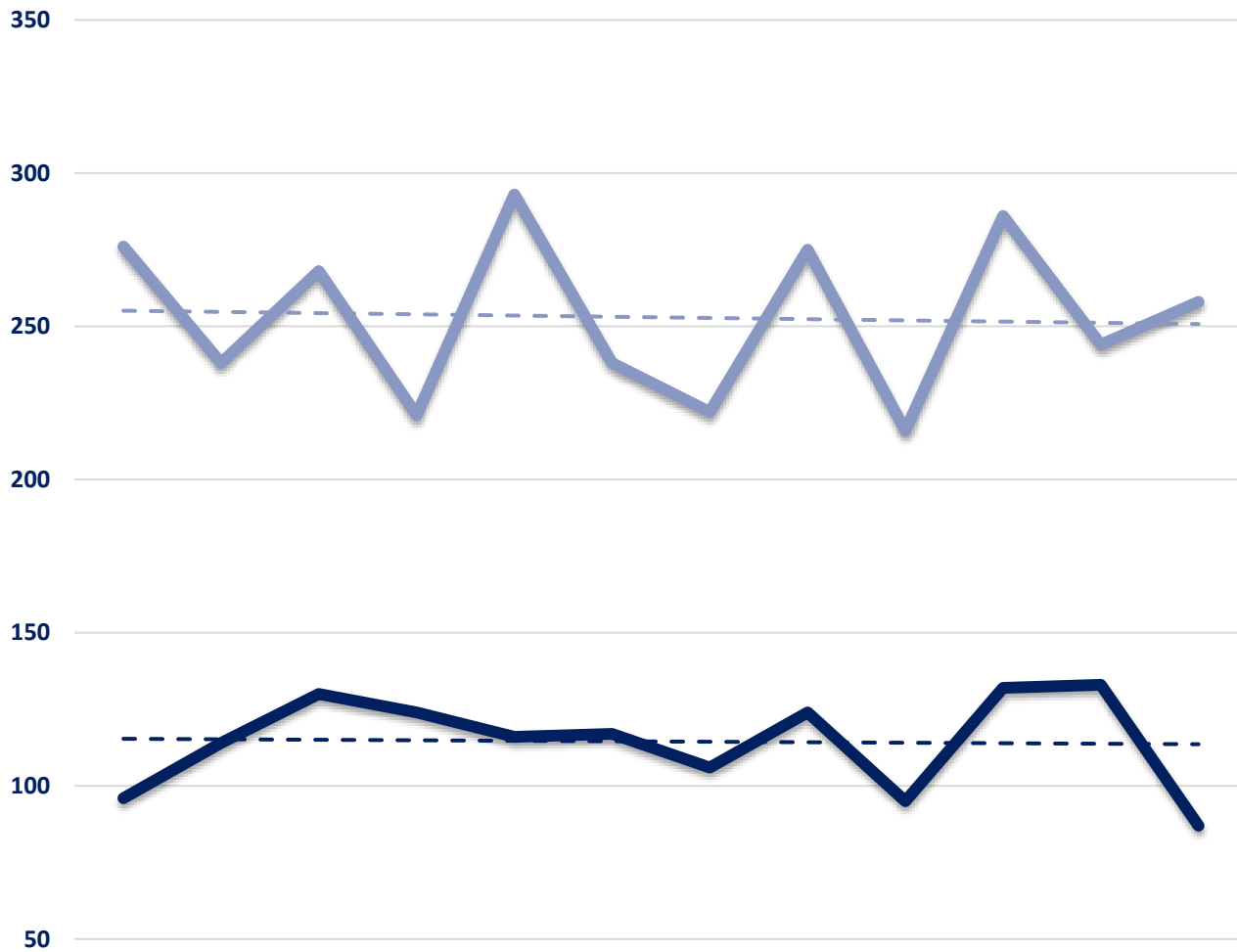
## Seized Drugs

TYPE	DOSES	STREET VALUE
Cocaine	0.0	\$ -
Heroin	129.0	\$ 1,290.00
Marijuana	8345.5	\$ 50,072.97
Hallucinogens	6.5	\$ 13.05
Amphetamines	147.0	\$ 1,470.00
<b>TOTAL</b>	<b>8628.0</b>	<b>\$ 52,846.02</b>





### Part I & II Offenses - One Year



	MAR 16	APR 16	MAY 16	JUN 16	JUL 16	AUG 16	SEP 16	OCT 16	NOV 16	DEC 16	JAN 17	FEB 17
<b>PART I</b>	96	114	130	124	116	117	106	124	95	132	133	87
<b>PART II</b>	276	238	268	221	293	238	222	275	216	286	244	258

— — — PART I    — — — PART II    - - - Part I Linear Forecast    - - - Part II Linear Forecast