



CITY COUNCIL DISTRICT #1

MONTHLY OFFENSE SUMMARY

MARCH 2017

These figures represent preliminary counts of original Police Incident Reports and include all offenses within the above listed City Council District only. Full statistical analysis to determine the confidence level of this data has not been performed. The results contained herein are approximate in relation to the listed area and may not fully coincide with data shown in other areas of SLCPD's Crime Statistics page such as Calls for Service, Crimes Trending, and Crime Reports due to and reflective of departmental procedures that were in place at the time the event occurred and the date this data was compiled. Results displayed are not distinguished as attempted or completed crimes, do not include other calls for police service, and only represent police service where a report was made. Police Incident Reports are classified by primary offense categories as defined by the Uniform Crime Reporting (UCR) system. However, data is not subjected to any other standards set forth under UCR. Although every reasonable verification effort is made, the accuracy of any data is subject to the constraints of the report generation process as well as the manner, format, and point in time of any query.

PART I OFFENSES:	Chosen by the FBI as Part I Offenses because they are serious crimes that occur with regularity in all areas of the country and are likely to be reported to Police.
PART II OFFENSES:	All other crimes other than the eight Part I Offenses. The Uniform Crime Reporting Program gathers only arrest data for Part II Offenses, however, SLCPD results displayed in this document display all Part II Offenses, regardless of the presence of arrest data.
ALL OTHER OFFENSES:	Under the Part II Offense section, 'All Other Offenses' include Peeping Tom, Trespass, Kidnap/Abduction, Pornography, Extortion/Blackmail, Bribery, Warrants, Sexual Offenses, Obstruction, Public Peace, and Hit & Run.
NON-UCR OFFENSES:	Non-UCR Offenses include reports for all other offenses not classified as a Part I or Part II Offense. Results displayed separate some of these offenses such as Ambulance Calls, Deaths, Missing Persons, Suicides, Suspicious Activity, and Traffic Accidents.
ALL OTHER NON-UCR:	Under the Non-UCR category, 'All Other' include the remainder of offenses not classified as Part I or Part II and not separated from the Non-UCR Offenses. These include things such as Loud Parties, Barking Dogs, Mentally Ill Subjects, Citizen Assistance, etc.
LOW NUMBER OFFENSES:	On page two, in the interest of space and allowing for easier viewing, the category titled 'Low Number Offenses' include Part I and Part II Offenses from page one that have totals under the amount of 25.

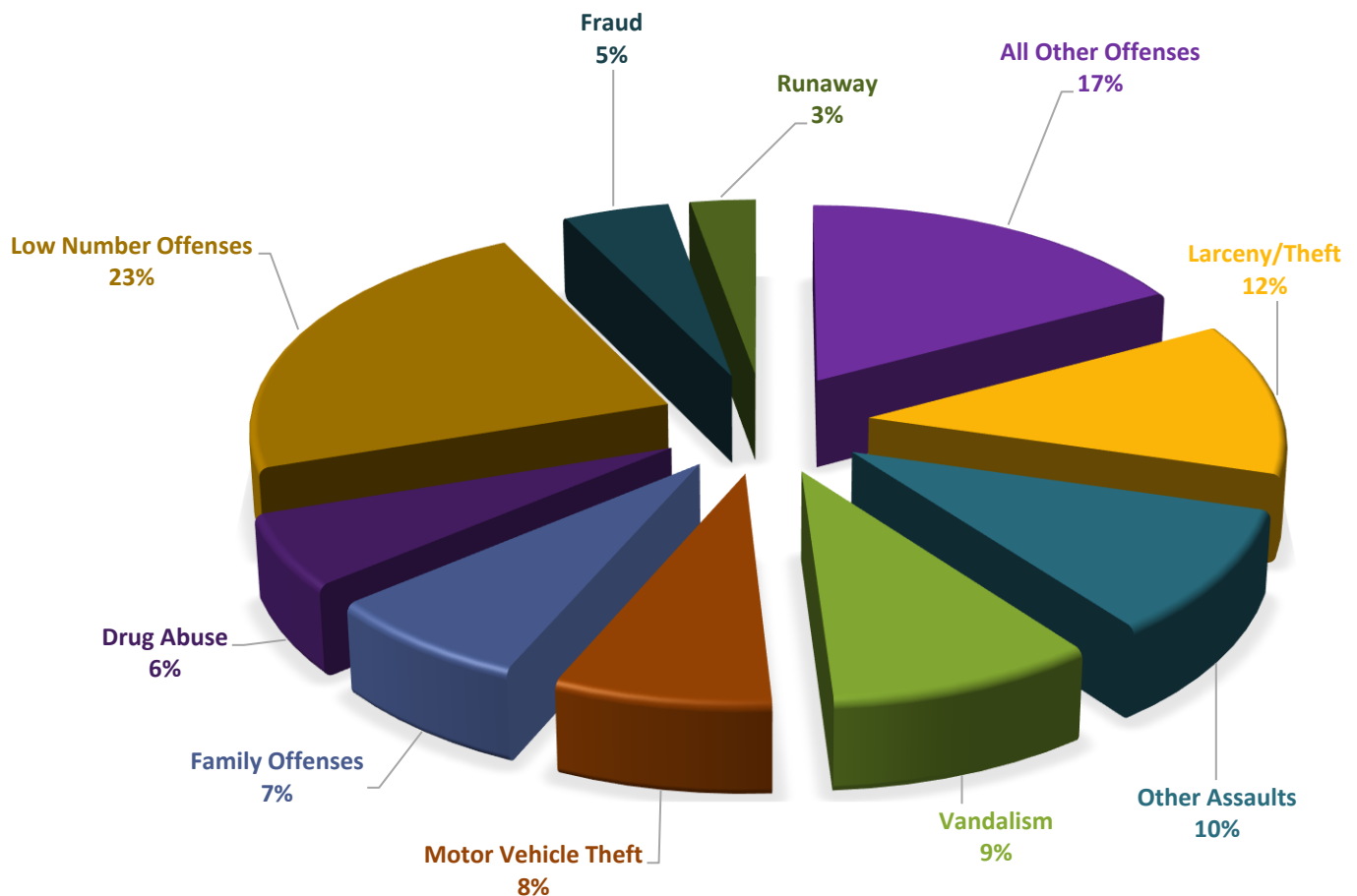


Offenses

PART I OFFENSES	OFFENSE	MAR 16	MAR 17	OFFENSE	MAR 16	MAR 17
	Homicide	0	0	Other Assaults	42	47
	Sexual Assault	2	0	Forgery/Counterfeit	7	6
	Robbery	4	2	Fraud	21	21
	Aggravated Assault	5	8	Embezzlement	0	1
	Burglary	9	21	Stolen Property	2	2
	Larceny/Theft	60	57	Vandalism	41	43
	Motor Vehicle Theft	20	35	Weapons	5	2
	Arson	0	0	Prostitution	1	1
PART II OFFENSES	PART I TOTALS	100	123	Sex Offenses	2	2
	Ambulance Calls	21	13	Drug Abuse	21	27
	Deaths	5	5	Gambling	0	1
	Missing Persons	2	3	Family Offenses	41	34
	Suicides	1	0	DUI	3	6
	Suspicious Activity	6	9	Liquor Laws	0	1
	Traffic Accidents	46	28	Drunkenness	7	9
	All Other	106	115	Disorderly Conduct	4	9
	NON-UCR TOTALS	187	173	All Other Offenses	63	79
TOTALS	PART I OFFENSES	100	123	Curfew/Loitering	0	0
	PART II OFFENSES	268	304	Runaway	8	13
	NON-UCR OFFENSES	187	173	PART II TOTALS	268	304
	TOTAL	555	600			

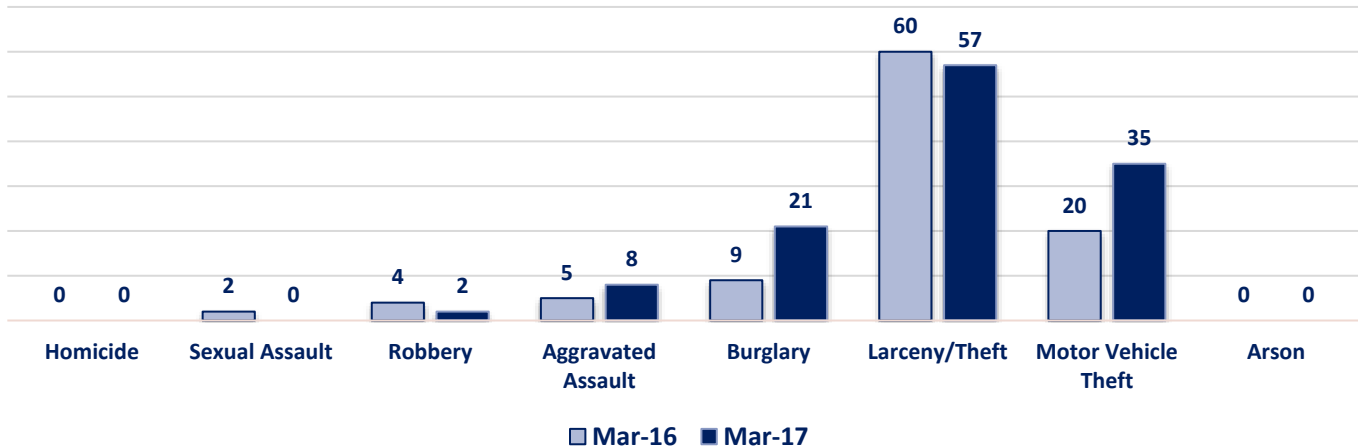


March 2017 - Part I & Part II Offense Percentages

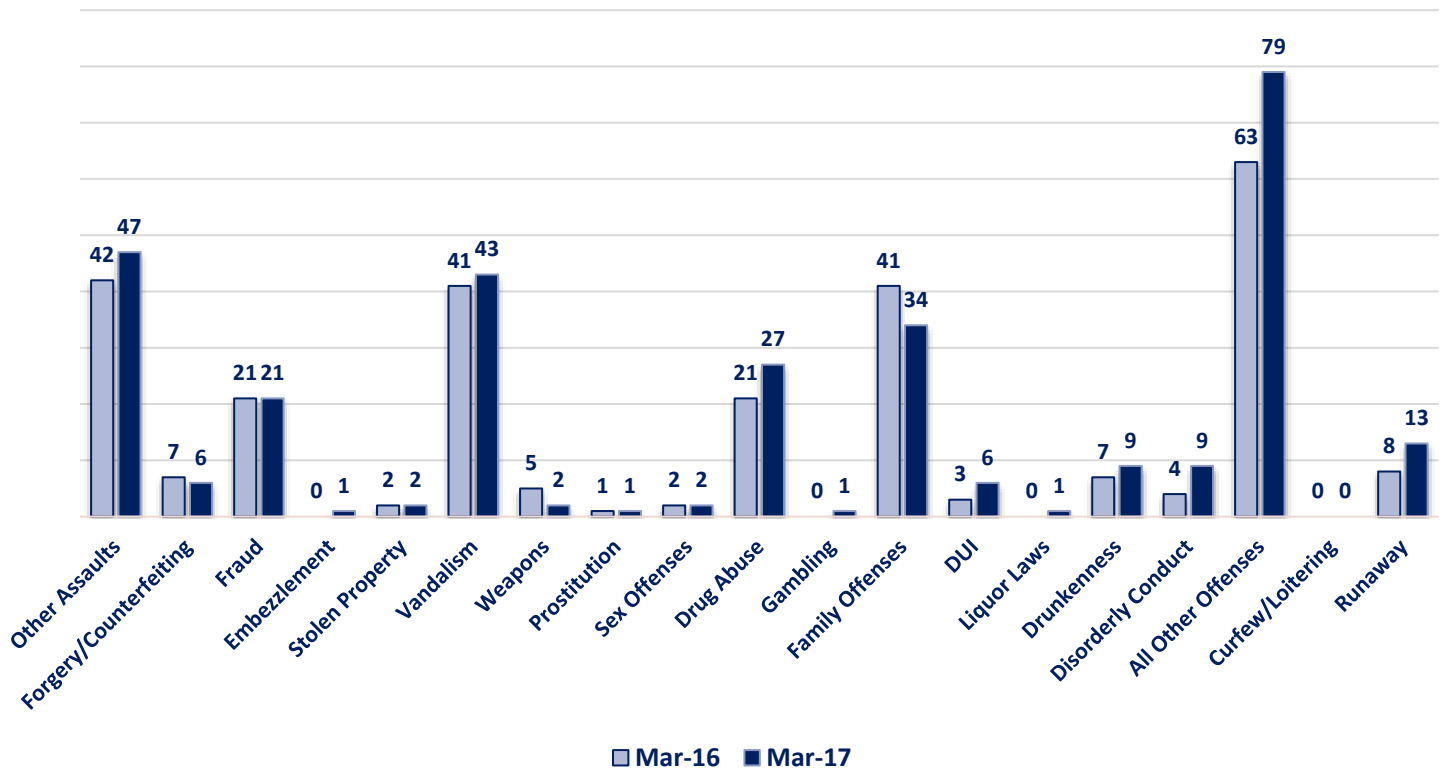




Part I Offenses

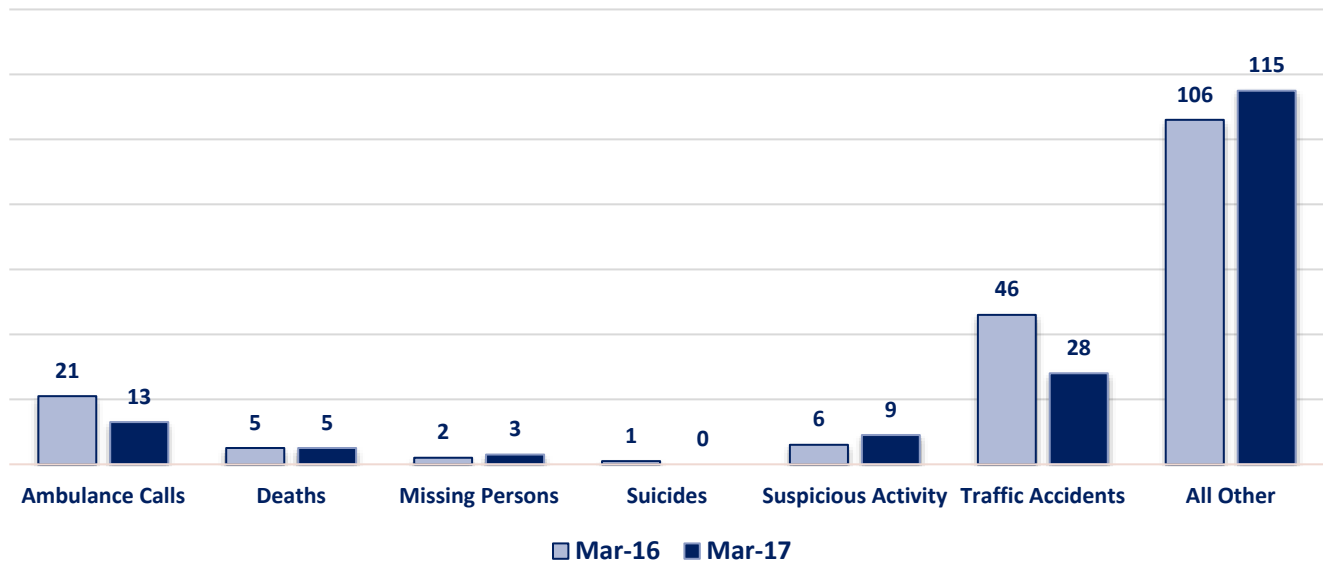


Part II Offenses

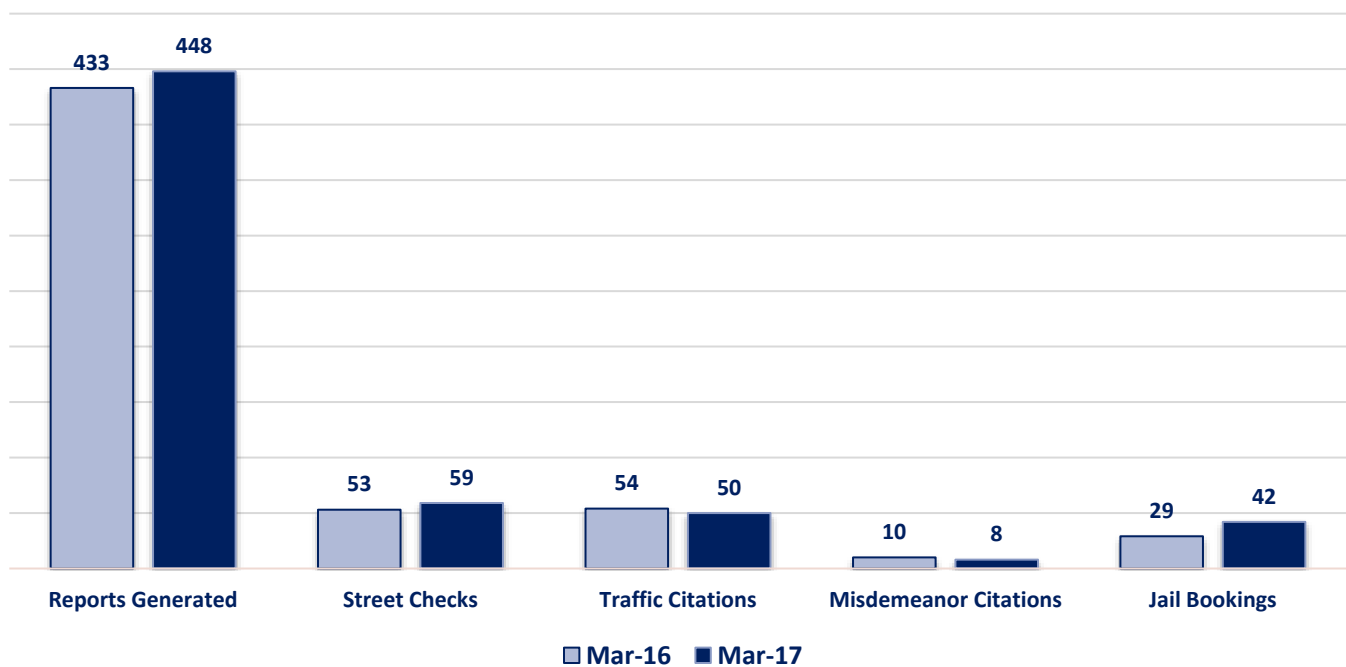




Non-UCR Offenses



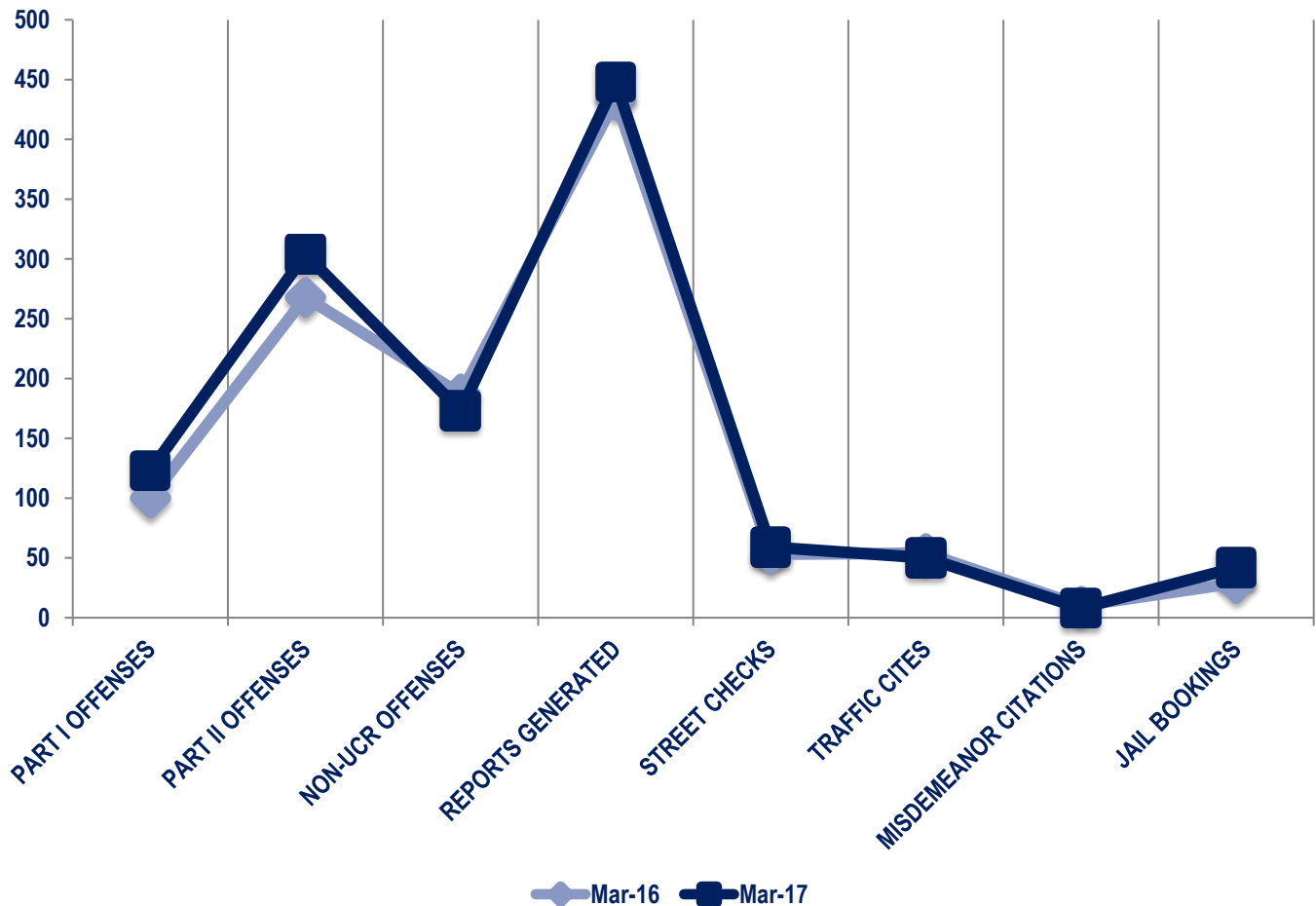
Other Event Totals





Combined Offense/Event Trends

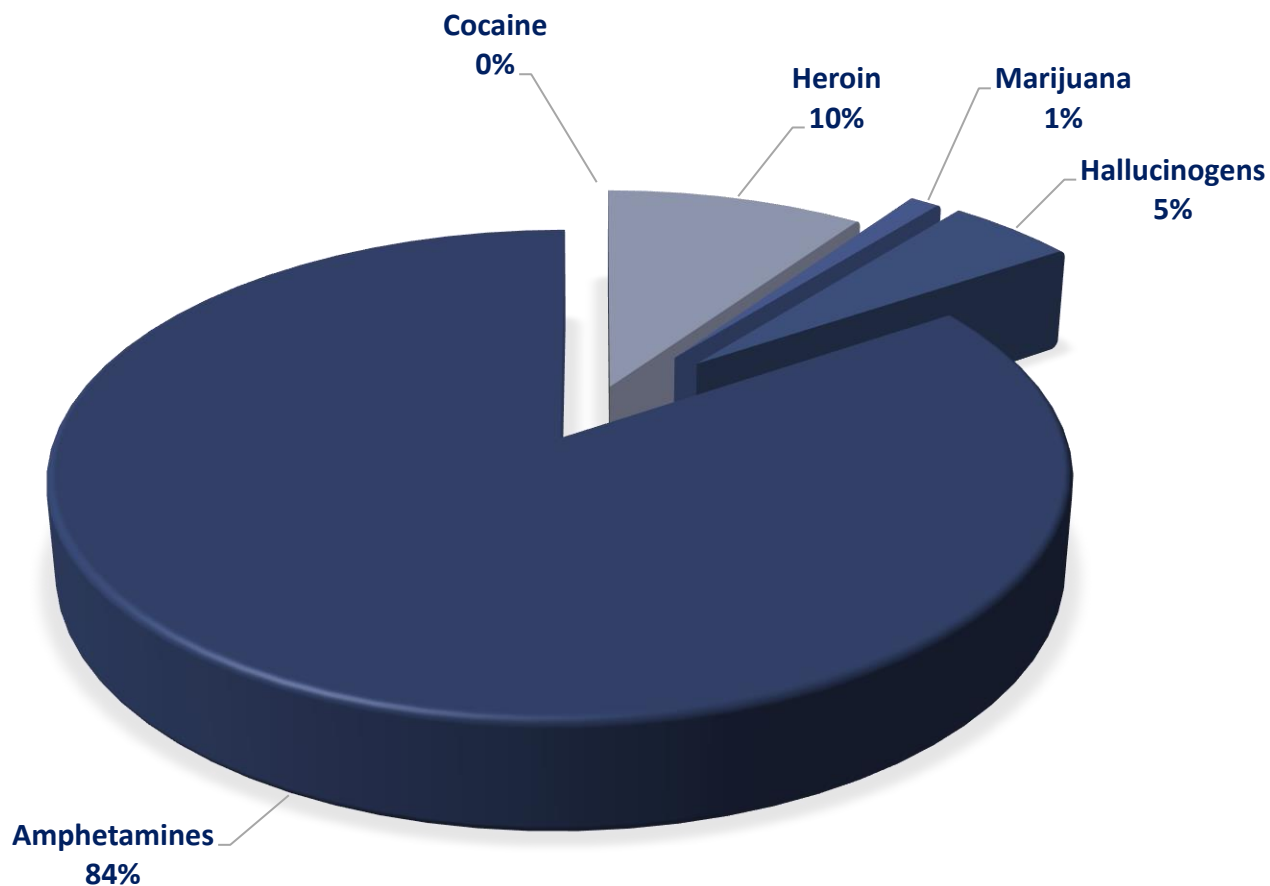
	MAR 16	MAR 17
Part I Offenses	100	123
Part II Offenses	268	304
NonUCR Offenses	187	173
Reports Generated	433	448
Street Checks	53	59
Traffic Citations	54	50
Misdemeanor Citations	10	8
Jail Bookings	29	42





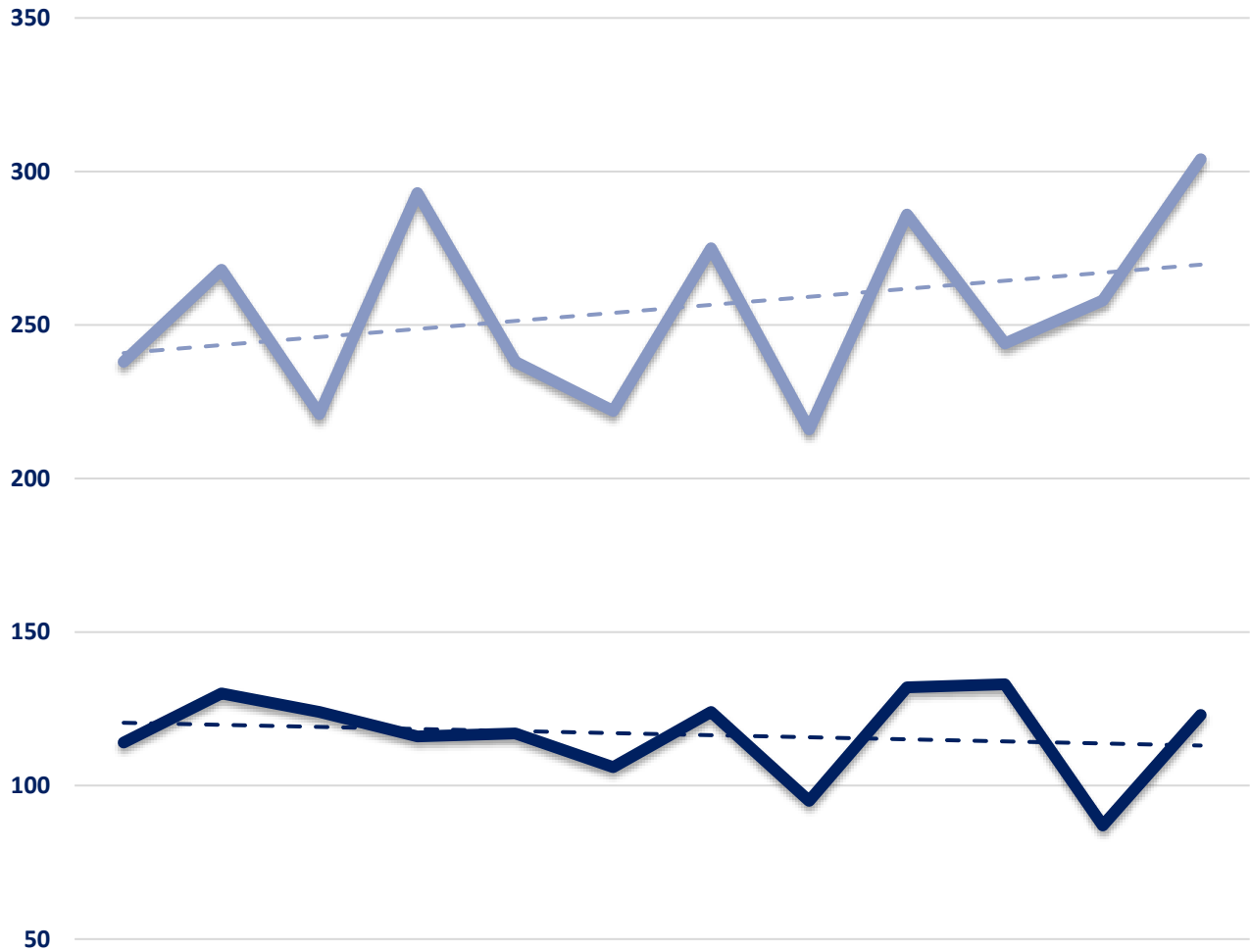
Seized Drugs

TYPE	DOSES	STREET VALUE
Cocaine	0.0	\$ -
Heroin	120.2	\$ 1,202.00
Marijuana	14.0	\$ 84.02
Hallucinogens	60.6	\$ 121.11
Amphetamines	1054.0	\$ 10,540.00
TOTAL	1248.8	\$ 11,947.13





Part I & II Offenses - One Year



	APR 16	MAY 16	JUN 16	JUL 16	AUG 16	SEP 16	OCT 16	NOV 16	DEC 16	JAN 17	FEB 17	MAR 17
PART I	114	130	124	116	117	106	124	95	132	133	87	123
PART II	238	268	221	293	238	222	275	216	286	244	258	304

— — — PART I — — — PART II - - - Part I Linear Forecast - - - Part II Linear Forecast