



## CITY COUNCIL DISTRICT #2

### MONTHLY OFFENSE SUMMARY

APRIL 2017

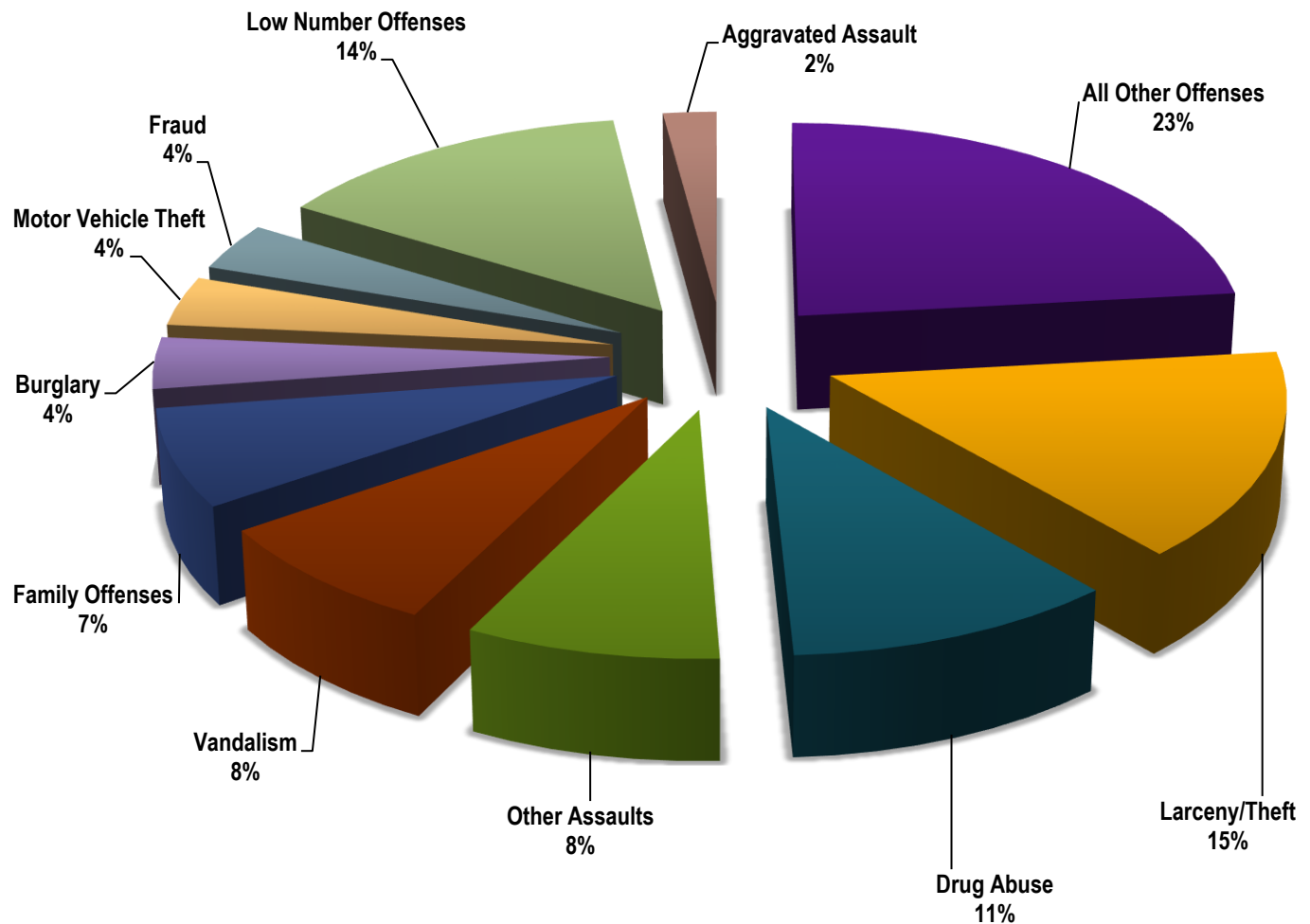
These figures represent preliminary counts of original Police Incident Reports and include all offenses within the above listed City Council District only. Full statistical analysis to determine the confidence level of this data has not been performed. The results contained herein are approximate in relation to the listed area and may not fully coincide with data shown in other areas of SLCPD's Crime Statistics page such as Calls for Service, Crimes Trending, and Crime Reports due to and reflective of departmental procedures that were in place at the time the event occurred and the date this data was compiled. Results displayed are not distinguished as attempted or completed crimes, do not include other calls for police service, and only represent police service where a report was made. Police Incident Reports are classified by primary offense categories as defined by the Uniform Crime Reporting (UCR) system. However, data is not subjected to any other standards set forth under UCR. Although every reasonable verification effort is made, the accuracy of any data is subject to the constraints of the report generation process as well as the manner, format, and point in time of any query.

<b>PART I OFFENSES:</b>	Chosen by the FBI as Part I Offenses because they are serious crimes that occur with regularity in all areas of the country and are likely to be reported to Police.
<b>PART II OFFENSES:</b>	All other crimes other than the eight Part I Offenses. The Uniform Crime Reporting Program gathers only arrest data for Part II Offenses, however, SLCPD results displayed in this document display all Part II Offenses, regardless of the presence of arrest data.
<b>ALL OTHER OFFENSES:</b>	Under the Part II Offense section, 'All Other Offenses' include Peeping Tom, Trespass, Kidnap/Abduction, Pornography, Extortion/Blackmail, Bribery, Warrants, Sexual Offenses, Obstruction, Public Peace, and Hit & Run.
<b>NON-UCR OFFENSES:</b>	Non-UCR Offenses include reports for all other offenses not classified as a Part I or Part II Offense. Results displayed separate some of these offenses such as Ambulance Calls, Deaths, Missing Persons, Suicides, Suspicious Activity, and Traffic Accidents.
<b>ALL OTHER NON-UCR:</b>	Under the Non-UCR category, 'All Other' include the remainder of offenses not classified as Part I or Part II and not separated from the Non-UCR Offenses. These include things such as Loud Parties, Barking Dogs, Mentally Ill Subjects, Citizen Assistance, etc.
<b>LOW NUMBER OFFENSES:</b>	On page two, in the interest of space and allowing for easier viewing, the category titled 'Low Number Offenses' include Part I and Part II Offenses from page one that have totals under the amount of 20.

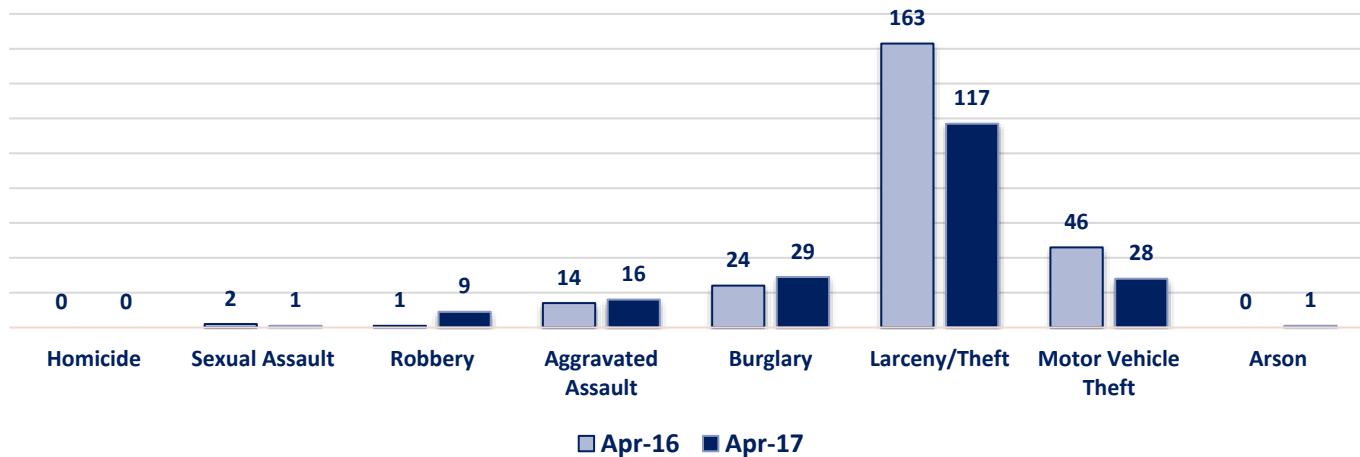
## Offenses

PART I OFFENSES	OFFENSE	APR 16	APR 17	OFFENSE	APR 16	APR 17
	Homicide	0	0	Other Assaults	75	62
	Sexual Assault	2	1	Forgery/Counterfeit	21	7
	Robbery	1	9	Fraud	28	27
	Aggravated Assault	14	16	Embezzlement	1	0
	Burglary	24	29	Stolen Property	0	10
	Larceny/Theft	163	117	Vandalism	43	61
	Motor Vehicle Theft	46	28	Weapons	6	13
	Arson	0	1	Prostitution	2	1
NON-UCR OFFENSES	<b>PART I TOTALS</b>	<b>250</b>	<b>201</b>	Sex Offenses	5	2
	Ambulance Calls	16	15	Drug Abuse	49	81
	Deaths	4	4	Gambling	1	1
	Missing Persons	8	6	Family Offenses	53	55
	Suicides	2	0	DUI	7	8
	Suspicious Activity	16	15	Liquor Laws	1	0
	Traffic Accidents	72	67	Drunkenness	8	9
	All Other	233	173	Disorderly Conduct	9	12
	<b>NON-UCR TOTALS</b>	<b>351</b>	<b>280</b>	All Other Offenses	139	177
TOTALS	<b>PART I OFFENSES</b>	250	201	Curfew/Loitering	0	0
	<b>PART II OFFENSES</b>	460	544	Runaway	12	18
	<b>NON-UCR OFFENSES</b>	351	280	<b>PART II TOTALS</b>	<b>460</b>	<b>544</b>
	<b>TOTAL</b>	<b>1061</b>	<b>1025</b>			

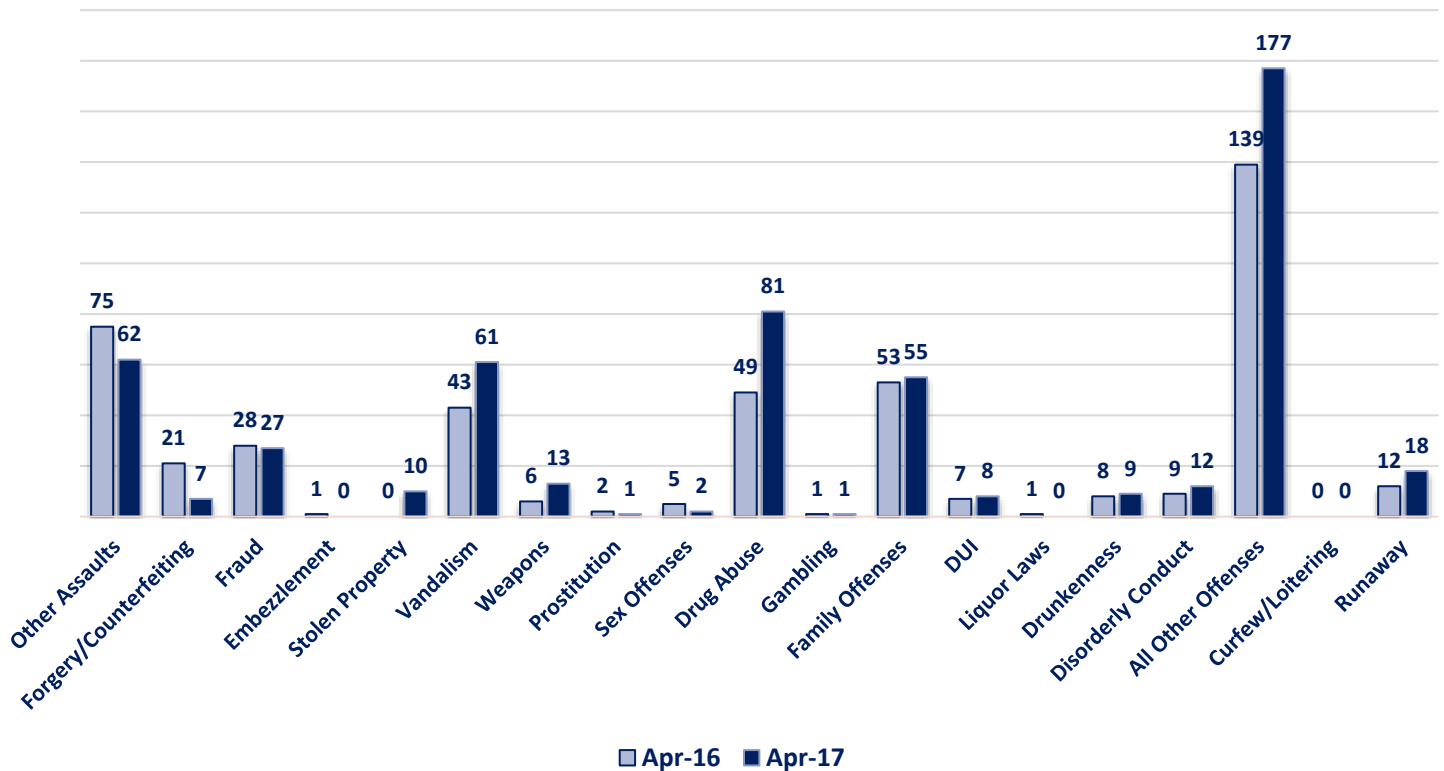
## April 2017 - Part I & II Offense Percentages



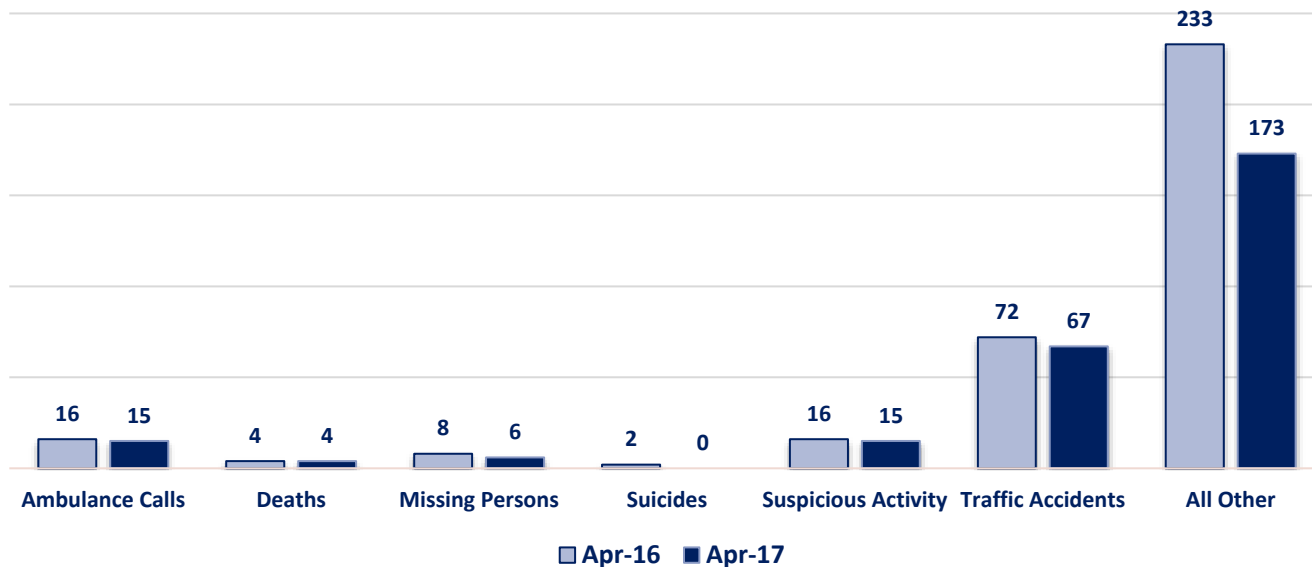
### Part I Offenses



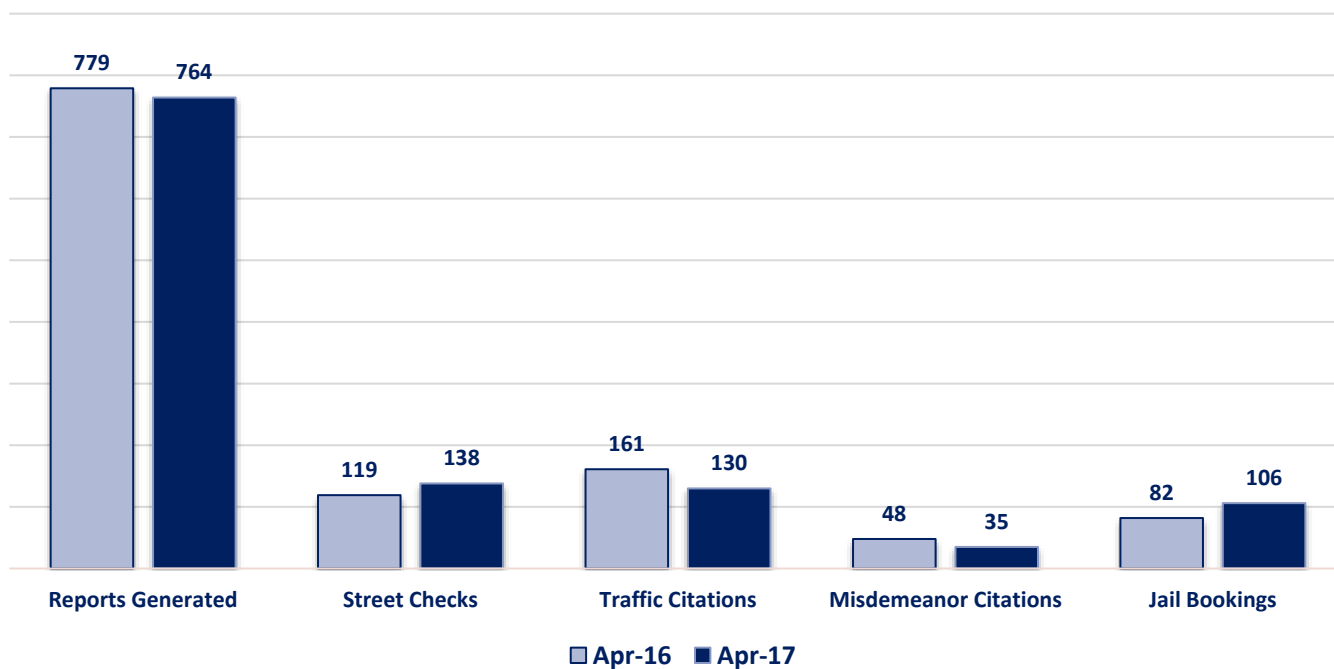
### Part II Offenses



### Non-UCR Offenses

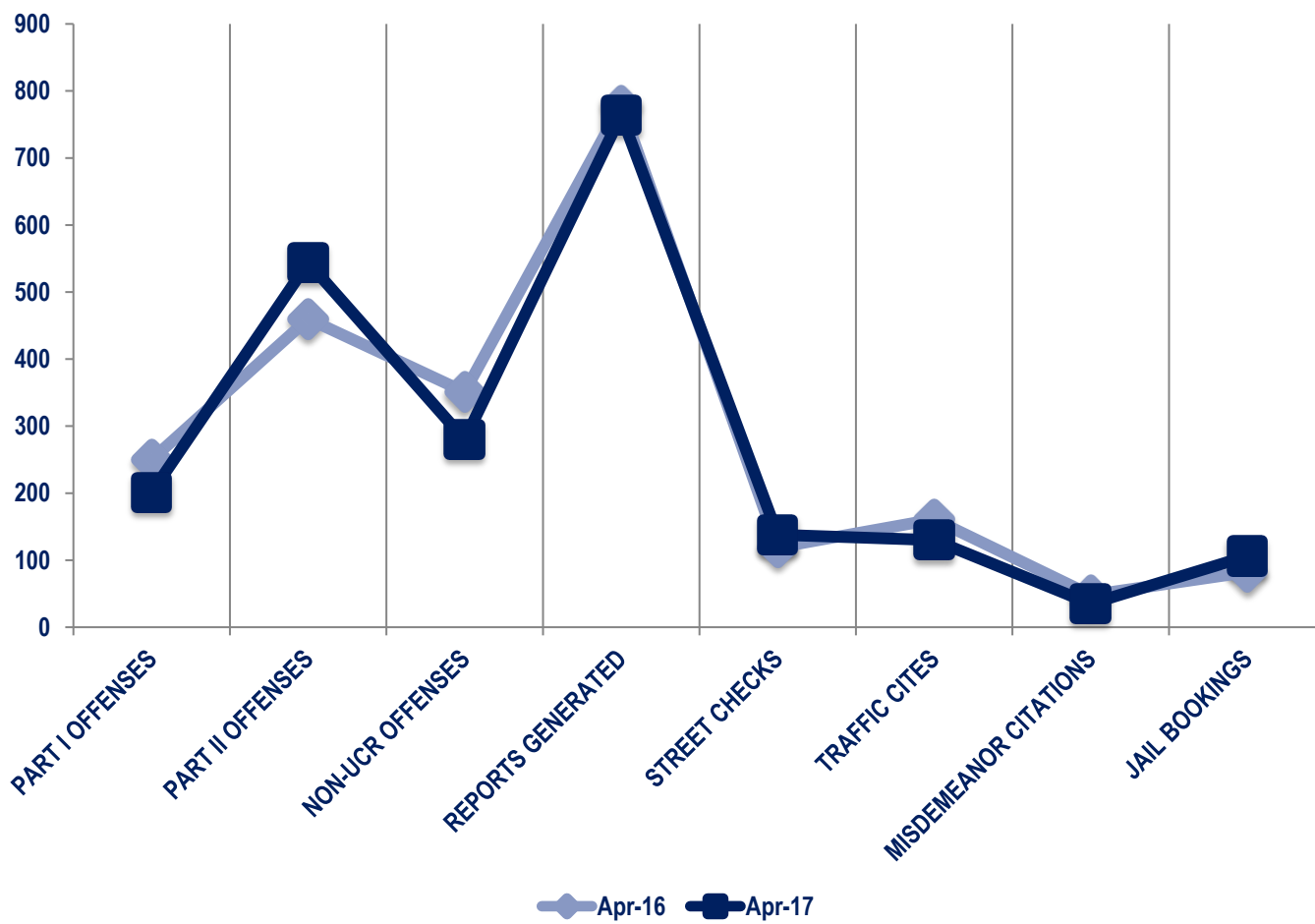


### Other Event Totals



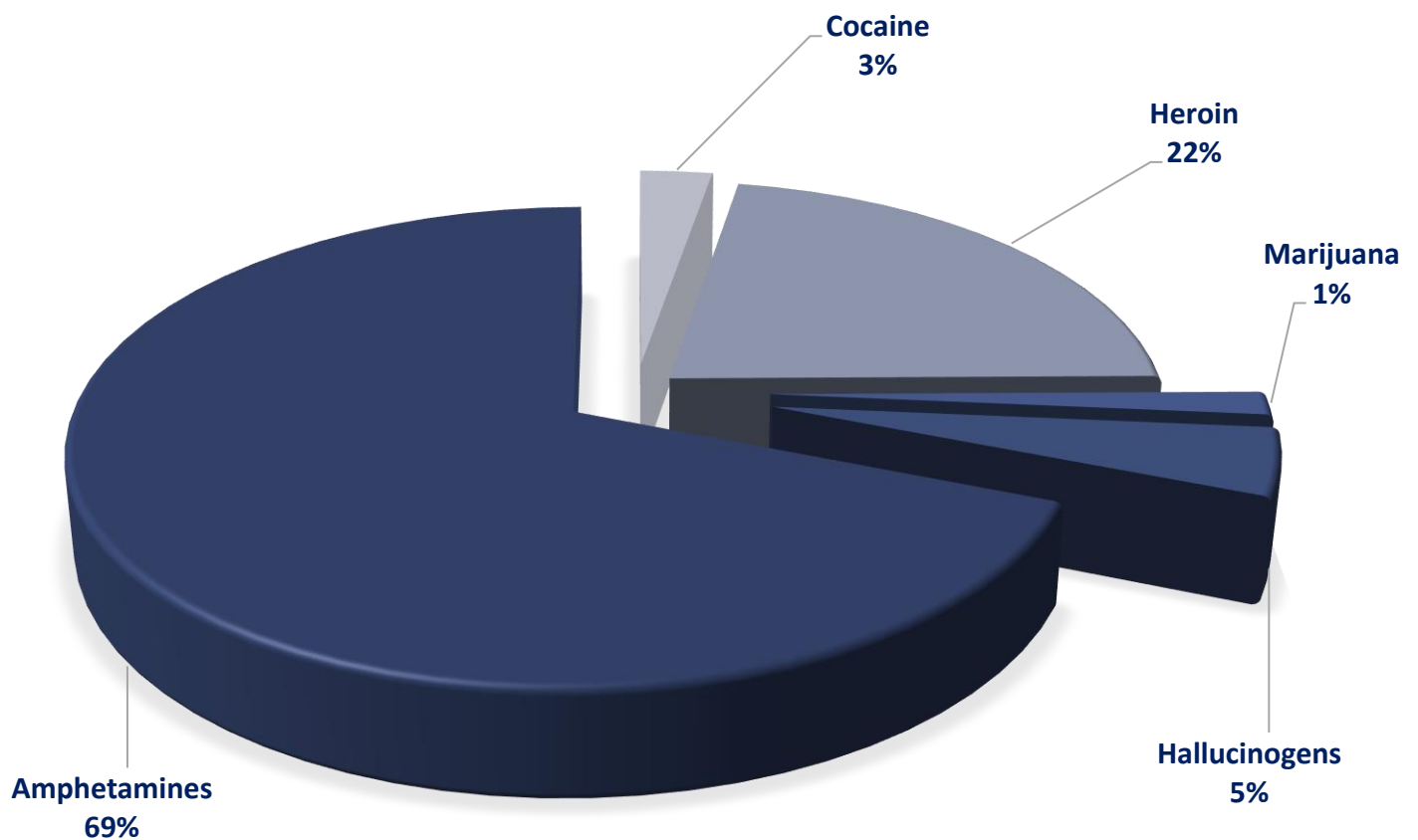
### Combined Offense/Event Trends

	APR 16	APR 17
<b>Part I Offenses</b>	250	201
<b>Part II Offenses</b>	460	544
<b>NonUCR Offenses</b>	351	280
<b>Reports Generated</b>	779	764
<b>Street Checks</b>	119	138
<b>Traffic Citations</b>	161	130
<b>Misdemeanor Citations</b>	48	35
<b>Jail Bookings</b>	82	106

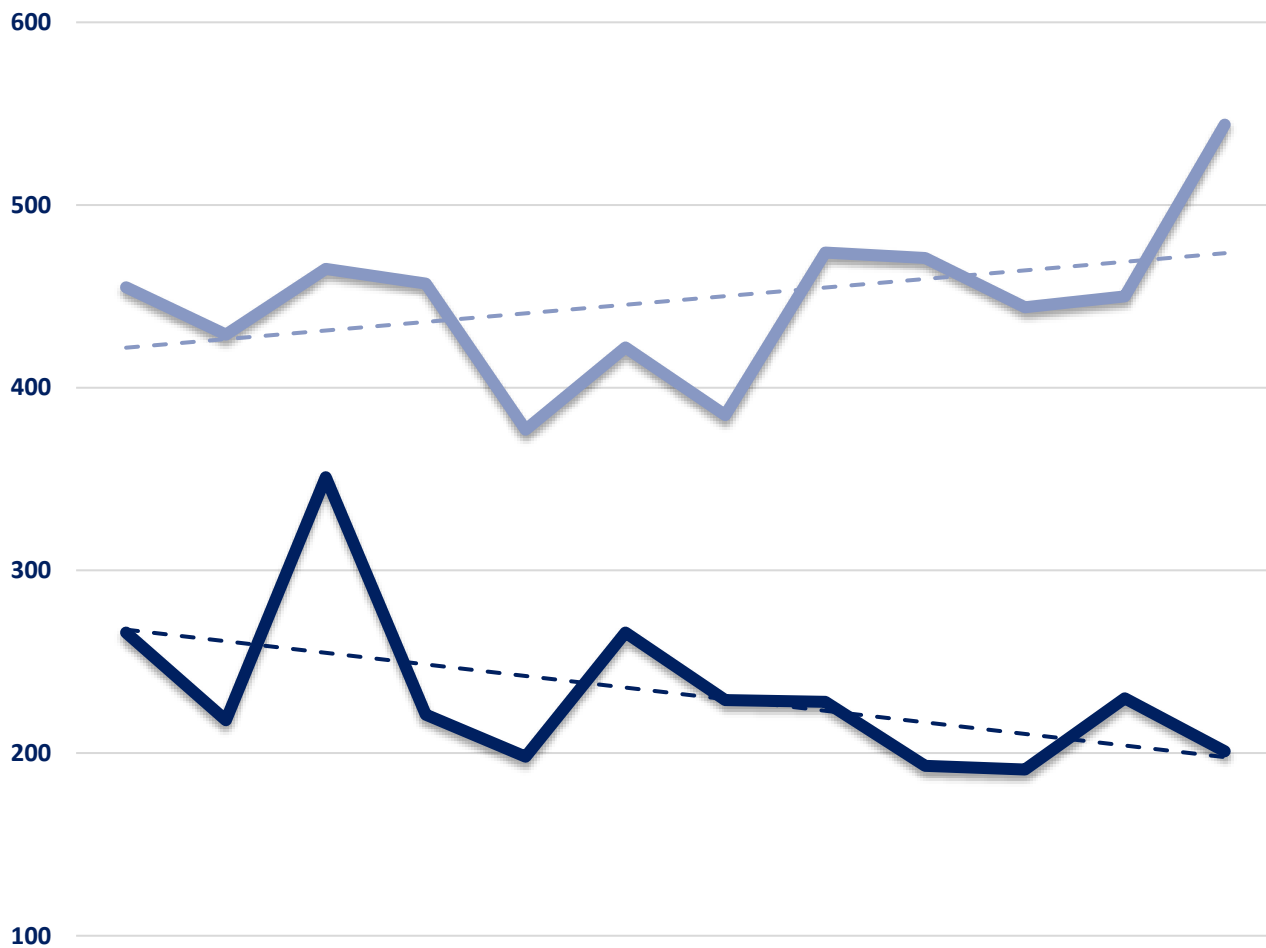


## Seized Drugs

TYPE	DOSES	STREET VALUE
Cocaine	42.0	\$ 420.00
Heroin	341.5	\$ 3,415.00
Marijuana	24.2	\$ 144.98
Hallucinogens	70.5	\$ 141.10
Amphetamines	1066.6	\$ 10,665.60
<b>TOTAL</b>	<b>1544.8</b>	<b>\$ 14,786.67</b>



### Part I & II Offenses - One Year



	MAY 16	JUN 16	JUL 16	AUG 16	SEP 16	OCT 16	NOV 16	DEC 16	JAN 17	FEB 17	MAR 17	APR 17
<b>PART I</b>	266	218	351	221	198	266	229	228	193	191	230	201
<b>PART II</b>	455	429	465	457	377	422	385	474	471	444	450	544

— **PART I**    
 — **PART II**    
 - - - Part I Linear Forecast    
 - - - Part II Linear Forecast