



CITY COUNCIL DISTRICT #2

MONTHLY OFFENSE SUMMARY

AUGUST 2017

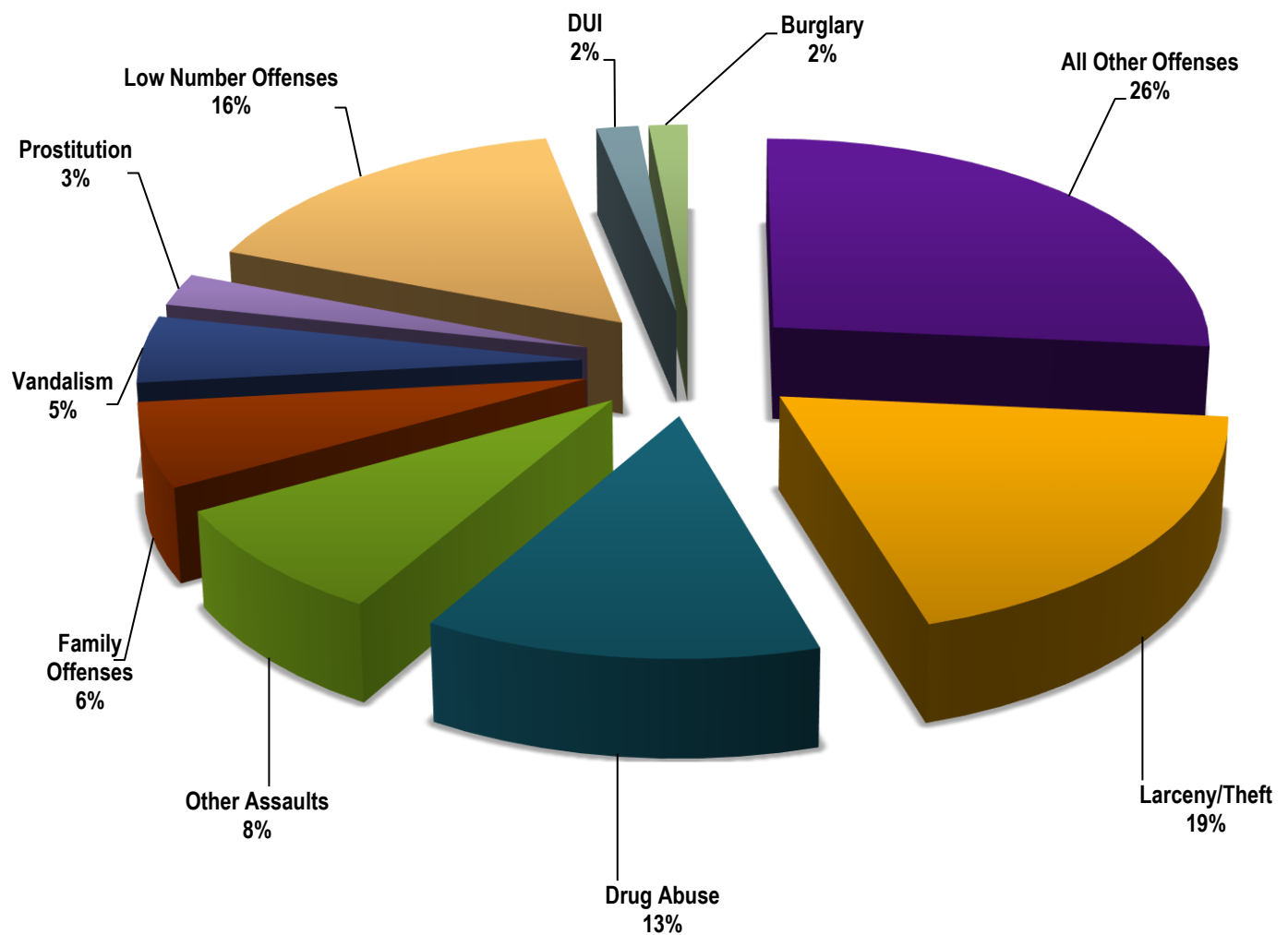
These figures represent preliminary counts of original Police Incident Reports and include all offenses within the above listed City Council District only. Full statistical analysis to determine the confidence level of this data has not been performed. The results contained herein are approximate in relation to the listed area and may not fully coincide with data shown in other areas of SLCPD's Crime Statistics page such as Calls for Service, Crimes Trending, and Crime Reports due to and reflective of departmental procedures that were in place at the time the event occurred and the date this data was compiled. Results displayed are not distinguished as attempted or completed crimes, do not include other calls for police service, and only represent police service where a report was made. Police Incident Reports are classified by primary offense categories as defined by the Uniform Crime Reporting (UCR) system. However, data is not subjected to any other standards set forth under UCR. Although every reasonable verification effort is made, the accuracy of any data is subject to the constraints of the report generation process as well as the manner, format, and point in time of any query.

PART I OFFENSES:	Chosen by the FBI as Part I Offenses because they are serious crimes that occur with regularity in all areas of the country and are likely to be reported to Police.
PART II OFFENSES:	All other crimes other than the eight Part I Offenses. The Uniform Crime Reporting Program gathers only arrest data for Part II Offenses, however, SLCPD results displayed in this document display all Part II Offenses, regardless of the presence of arrest data.
ALL OTHER OFFENSES:	Under the Part II Offense section, 'All Other Offenses' include Peeping Tom, Trespass, Kidnap/Abduction, Pornography, Extortion/Blackmail, Bribery, Warrants, Sexual Offenses, Obstruction, Public Peace, and Hit & Run.
NON-UCR OFFENSES:	Non-UCR Offenses include reports for all other offenses not classified as a Part I or Part II Offense. Results displayed separate some of these offenses such as Ambulance Calls, Deaths, Missing Persons, Suicides, Suspicious Activity, and Traffic Accidents.
ALL OTHER NON-UCR:	Under the Non-UCR category, 'All Other' include the remainder of offenses not classified as Part I or Part II and not separated from the Non-UCR Offenses. These include things such as Loud Parties, Barking Dogs, Mentally Ill Subjects, Citizen Assistance, etc.
LOW NUMBER OFFENSES:	On page two, in the interest of space and allowing for easier viewing, the category titled 'Low Number Offenses' include Part I and Part II Offenses from page one that have totals under the amount of 20.

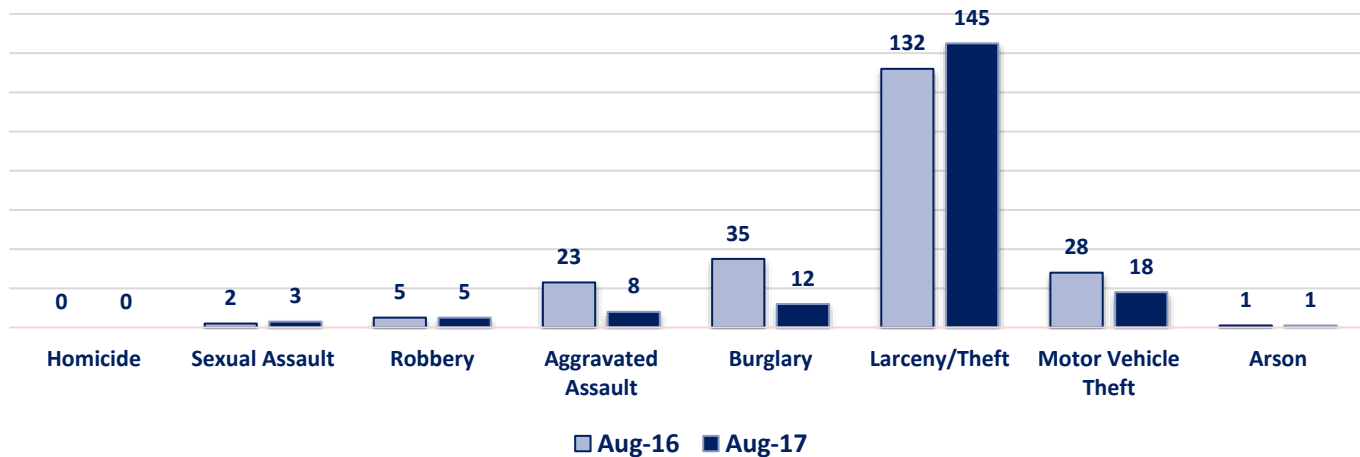
Offenses

PART I OFFENSES	OFFENSE	AUG 16	AUG 17	OFFENSE	AUG 16	AUG 17	PART II OFFENSES
	Homicide	0	0	Other Assaults	70	65	
	Sexual Assault	2	3	Forgery/Counterfeit	11	3	
	Robbery	5	5	Fraud	15	12	
	Aggravated Assault	23	8	Embezzlement	0	0	
	Burglary	35	12	Stolen Property	2	4	
	Larceny/Theft	132	145	Vandalism	48	39	
	Motor Vehicle Theft	28	18	Weapons	7	10	
	Arson	1	1	Prostitution	0	19	
PART I TOTALS		226	192	Sex Offenses	6	5	PART II OFFENSES
NON-UCR OFFENSES	Ambulance Calls	19	19	Drug Abuse	41	100	
	Deaths	5	4	Gambling	0	0	
	Missing Persons	5	4	Family Offenses	77	49	
	Suicides	0	2	DUI	9	13	
	Suspicious Activity	17	11	Liquor Laws	3	1	
	Traffic Accidents	84	57	Drunkenness	23	12	
	All Other	226	180	Disorderly Conduct	4	9	
	NON-UCR TOTALS	356	277	All Other Offenses	144	203	
	PART I OFFENSES	226	192	Curfew/Loitering	0	0	
TOTALS	PART II OFFENSES	472	550	Runaway	12	6	
	NON-UCR OFFENSES	356	277	PART II TOTALS	472	550	
	TOTAL	1054	1019				

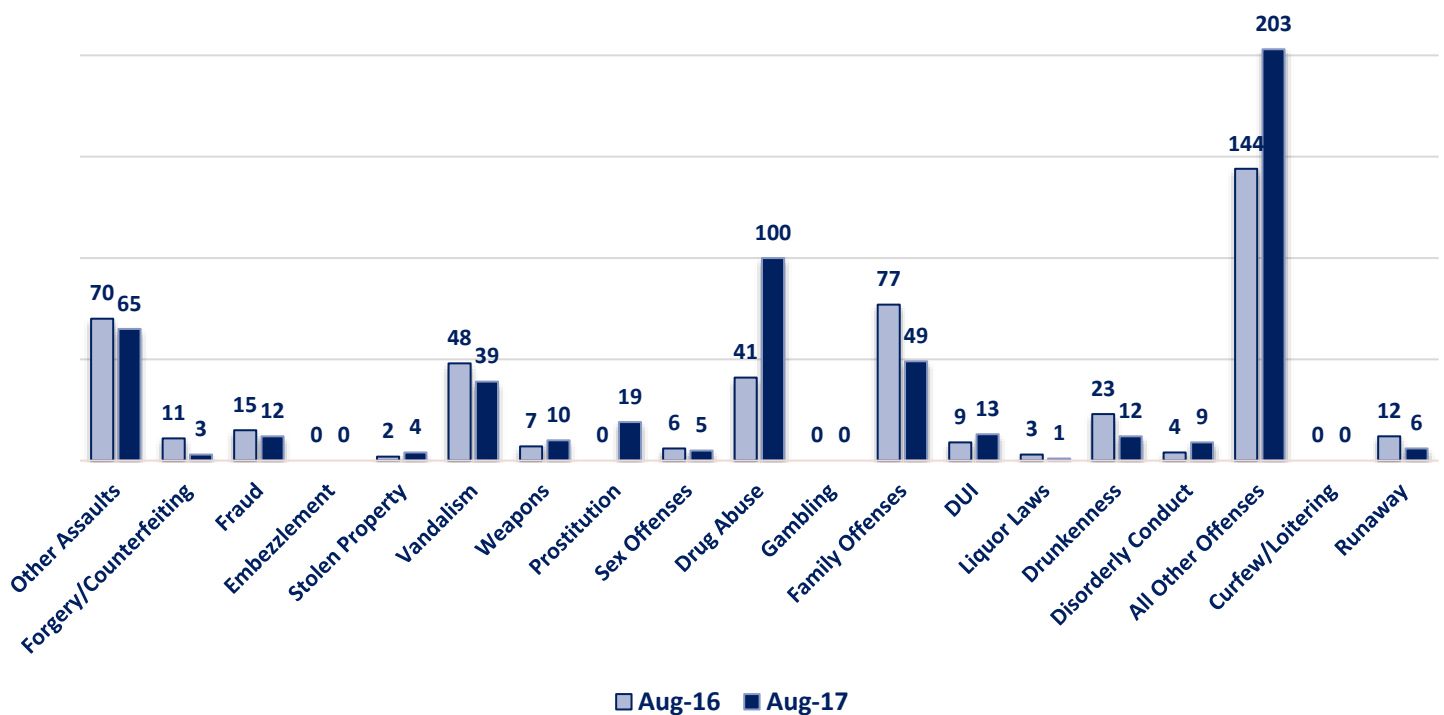
August 2017 - Part I & II Offense Percentages



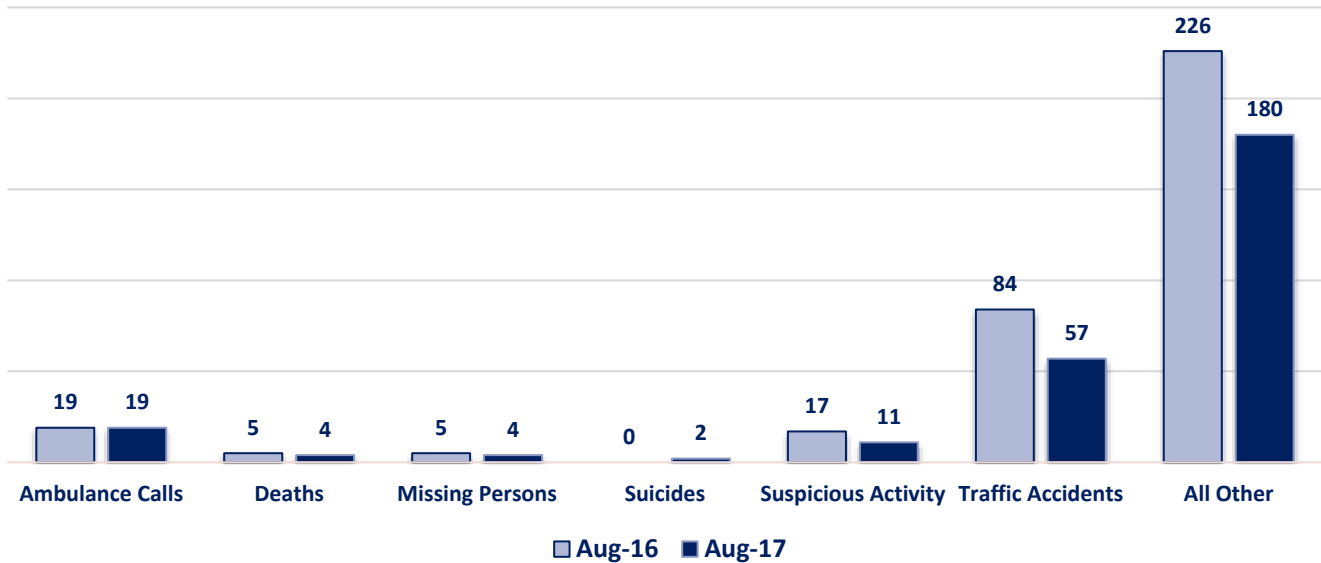
Part I Offenses



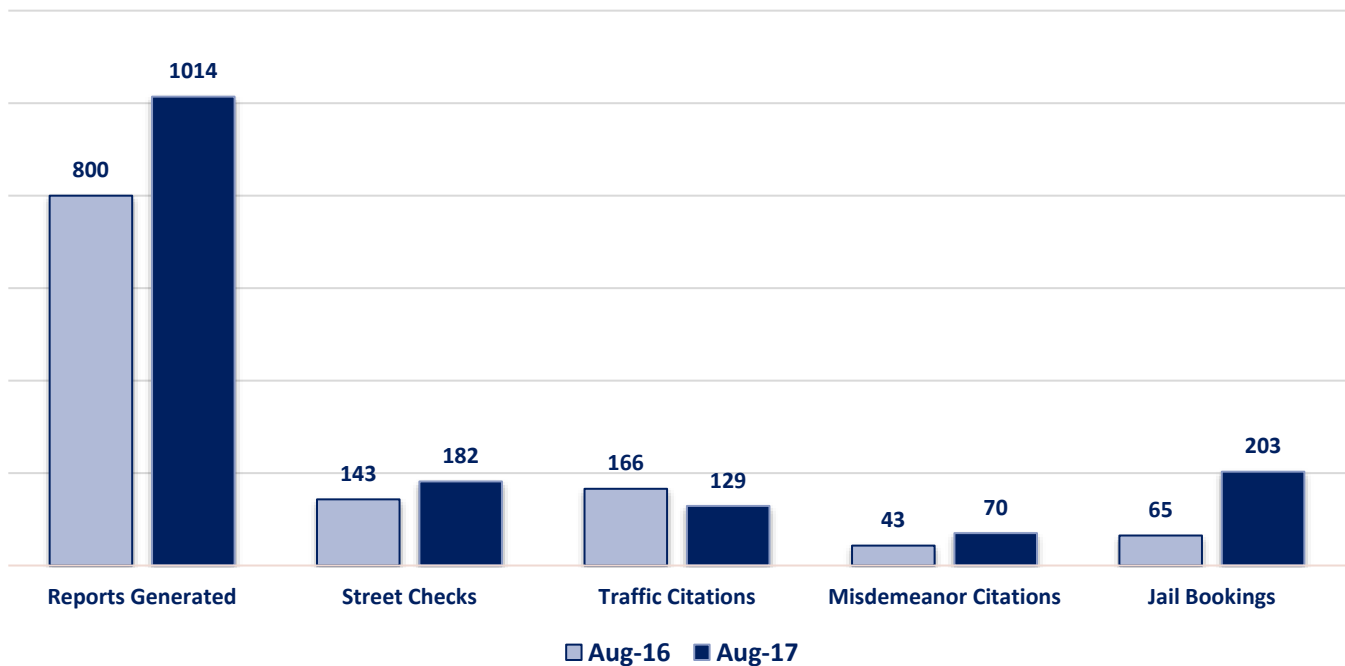
Part II Offenses



Non-UCR Offenses

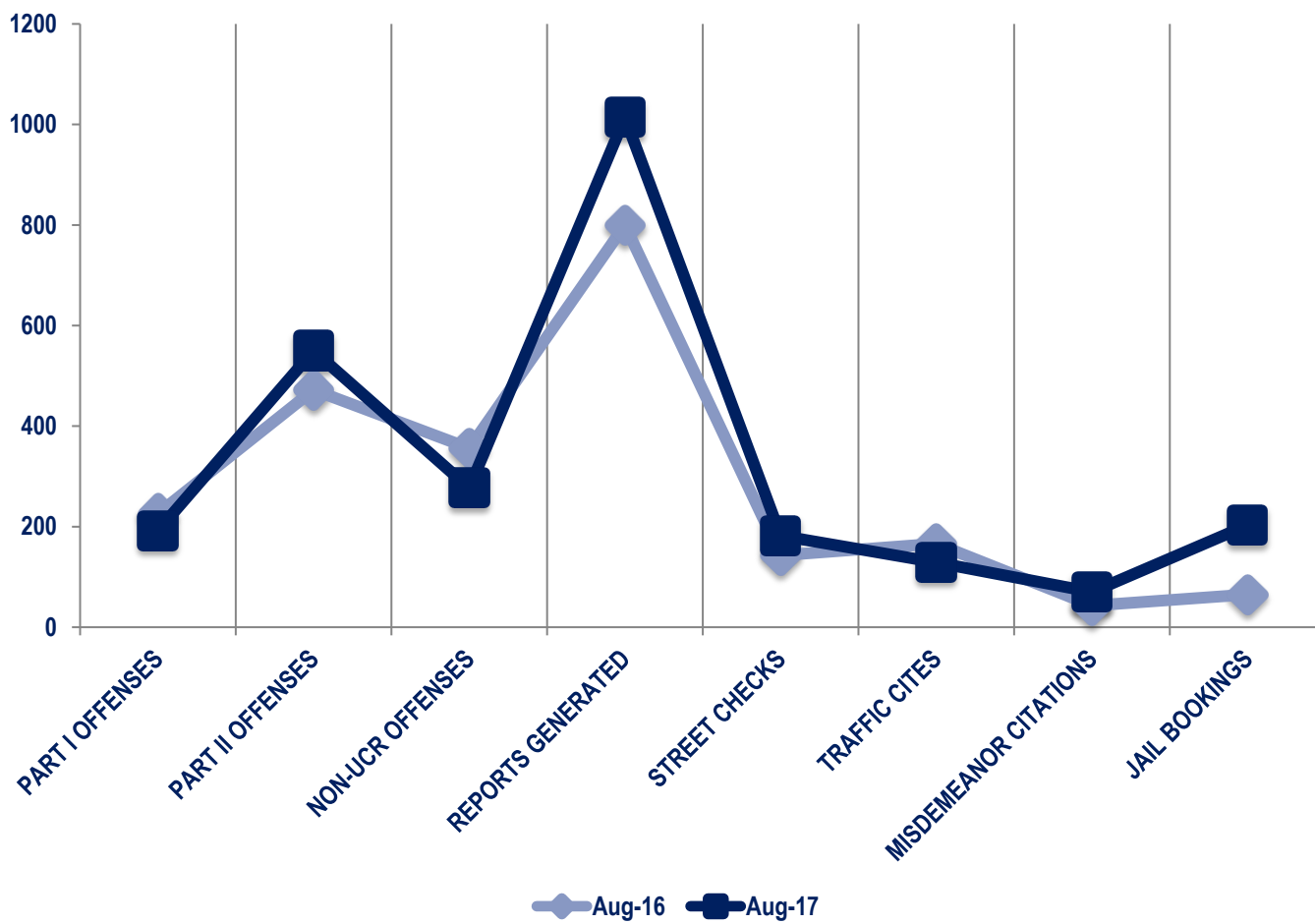


Other Event Totals



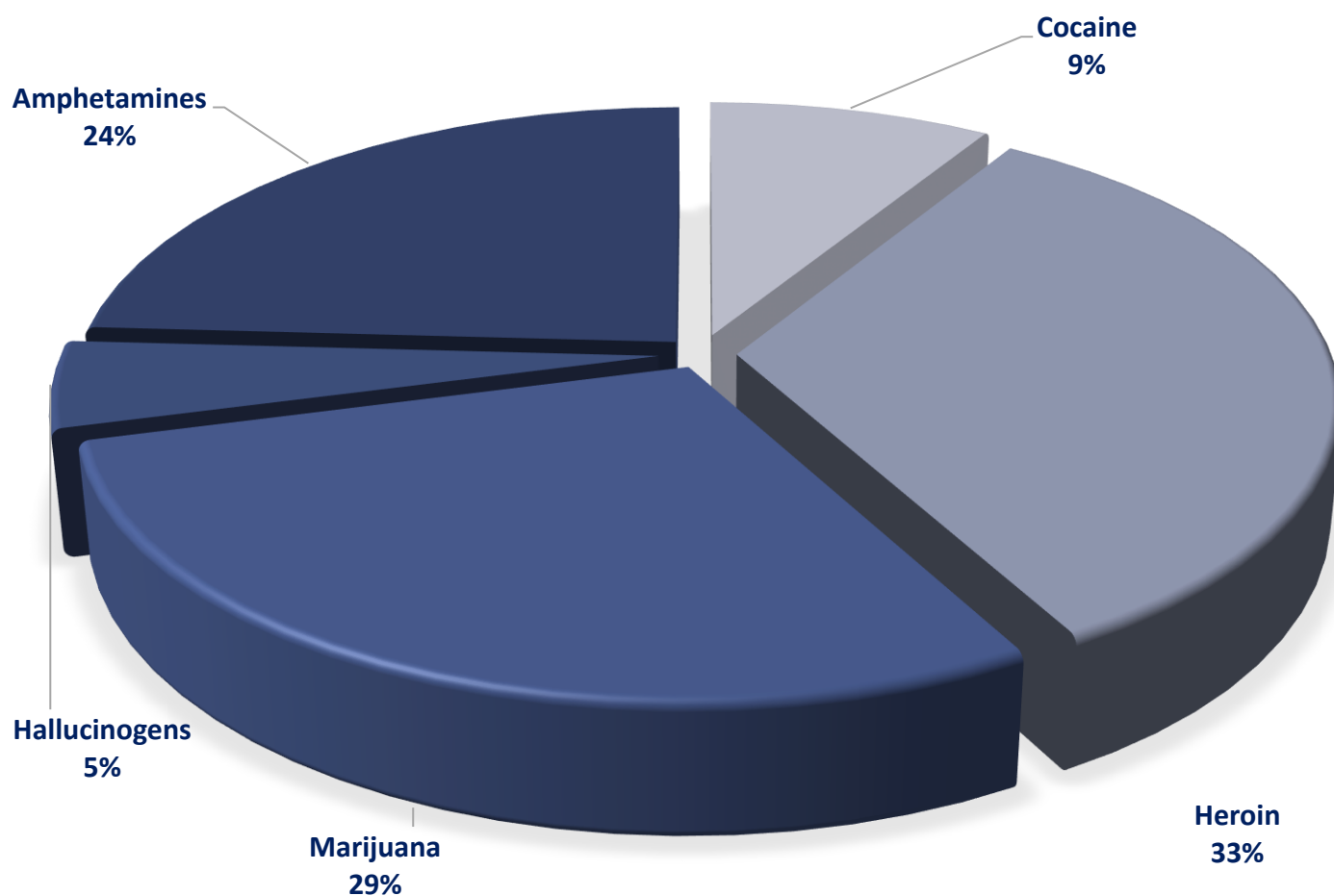
Combined Offense/Event Trends

	AUG 16	AUG 17
Part I Offenses	226	192
Part II Offenses	472	550
NonUCR Offenses	356	277
Reports Generated	800	1014
Street Checks	143	182
Traffic Citations	166	129
Misdemeanor Citations	43	70
Jail Bookings	65	203

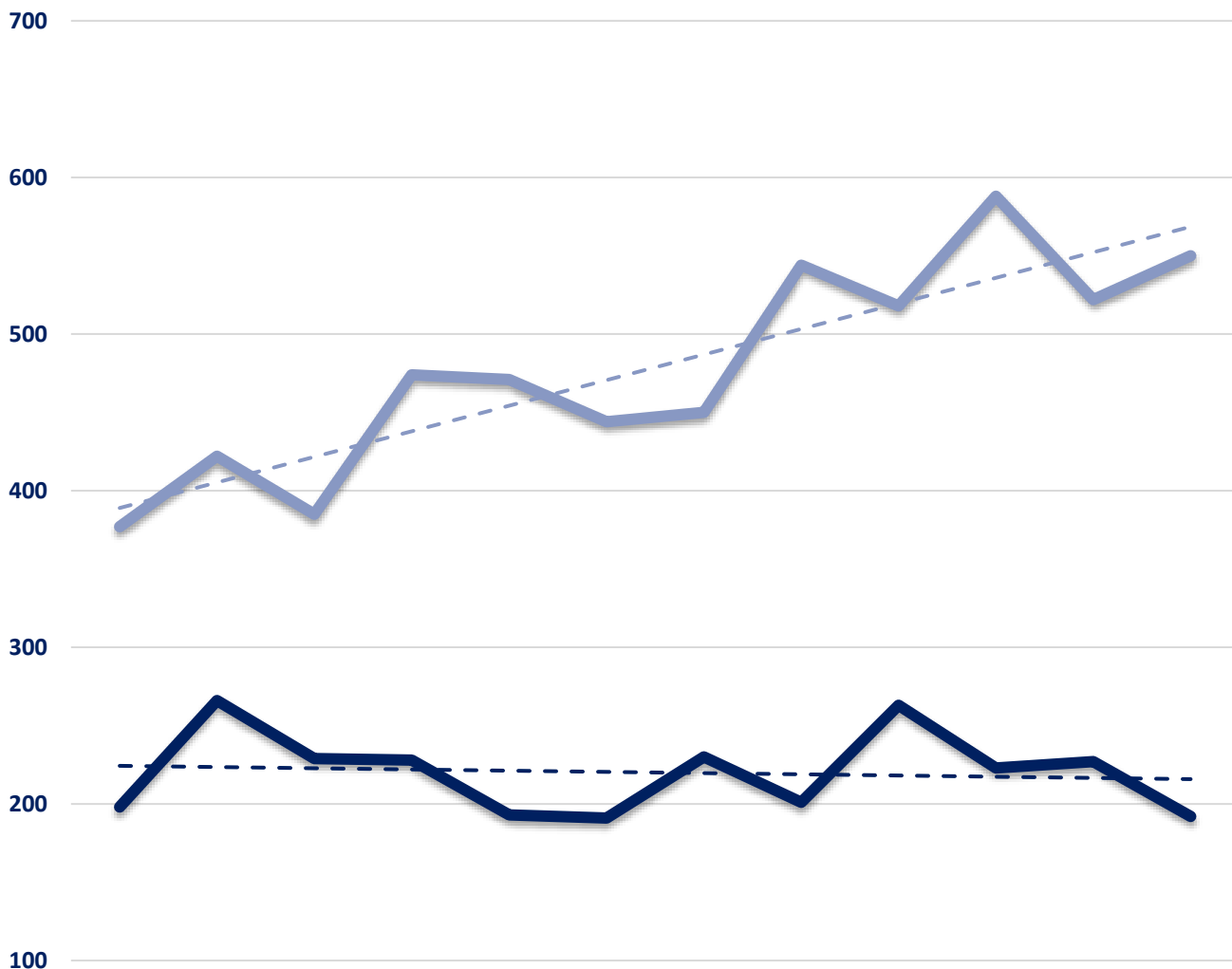


Seized Drugs

TYPE	DOSES	STREET VALUE
Cocaine	221.1	\$ 2,211.00
Heroin	826.2	\$ 8,262.00
Marijuana	720.6	\$ 4,323.64
Hallucinogens	123.3	\$ 246.69
Amphetamines	601.2	\$ 6,012.42
TOTAL	2492.5	\$ 21,055.75



Part I & II Offenses - One Year



	SEP 2016	OCT 2016	NOV 2016	DEC 2016	JAN 2017	FEB 2017	MAR 2017	APR 2017	MAY 2017	JUN 2017	JUL 2017	AUG 2017
PART I	198	266	229	228	193	191	230	201	263	223	227	192
PART II	377	422	385	474	471	444	450	544	518	588	522	550

— PART I
 — PART II
 - - - Part I Linear Forecast
 - - - Part II Linear Forecast