



CITY COUNCIL DISTRICT #2

MONTHLY OFFENSE SUMMARY

JANUARY 2017

These figures represent preliminary counts of original Police Incident Reports and include all offenses within the above listed City Council District only. Full statistical analysis to determine the confidence level of this data has not been performed. The results contained herein are approximate in relation to the listed area and may not fully coincide with data shown in other areas of SLCPD's Crime Statistics page such as Calls for Service, Crimes Trending, and Crime Reports due to and reflective of departmental procedures that were in place at the time the event occurred and the date this data was compiled. Results displayed are not distinguished as attempted or completed crimes, do not include other calls for police service, and only represent police service where a report was made. Police Incident Reports are classified by primary offense categories as defined by the Uniform Crime Reporting (UCR) system. However, data is not subjected to any other standards set forth under UCR. Although every reasonable verification effort is made, the accuracy of any data is subject to the constraints of the report generation process as well as the manner, format, and point in time of any query.

PART I OFFENSES:	Chosen by the FBI as Part I Offenses because they are serious crimes that occur with regularity in all areas of the country and are likely to be reported to Police.
PART II OFFENSES:	All other crimes other than the eight Part I Offenses. The Uniform Crime Reporting Program gathers only arrest data for Part II Offenses, however, SLCPD results displayed in this document display all Part II Offenses, regardless of the presence of arrest data.
ALL OTHER OFFENSES:	Under the Part II Offense section, 'All Other Offenses' include Peeping Tom, Trespass, Kidnap/Abduction, Pornography, Extortion/Blackmail, Bribery, Warrants, Sexual Offenses, Obstruction, Public Peace, and Hit & Run.
NON-UCR OFFENSES:	Non-UCR Offenses include reports for all other offenses not classified as a Part I or Part II Offense. Results displayed separate some of these offenses such as Ambulance Calls, Deaths, Missing Persons, Suicides, Suspicious Activity, and Traffic Accidents.
ALL OTHER NON-UCR:	Under the Non-UCR category, 'All Other' include the remainder of offenses not classified as Part I or Part II and not separated from the Non-UCR Offenses. These include things such as Loud Parties, Barking Dogs, Mentally Ill Subjects, Citizen Assistance, etc.
LOW NUMBER OFFENSES:	On page two, in the interest of space and allowing for easier viewing, the category titled 'Low Number Offenses' include Part I and Part II Offenses from page one that have totals under the amount of 25.

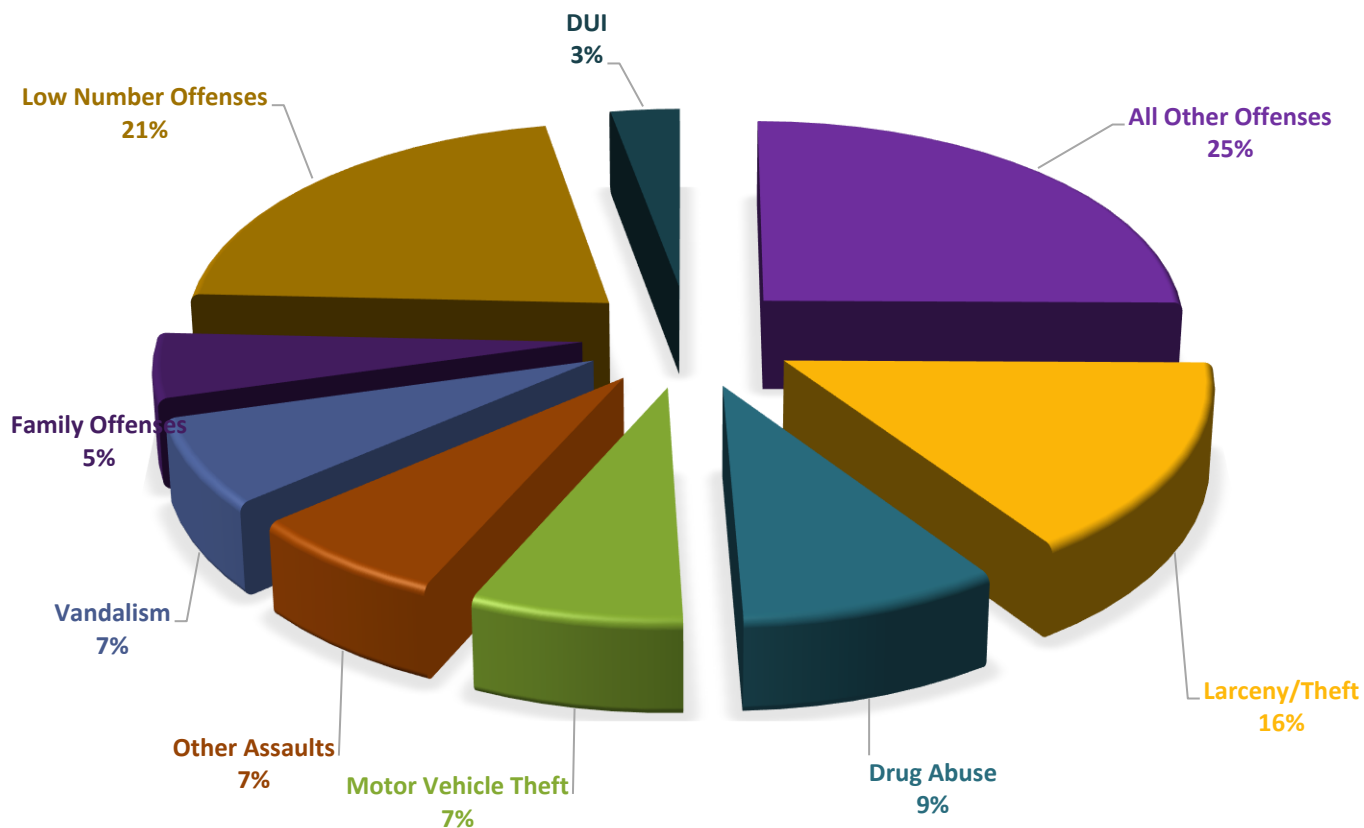


Offenses

PART I OFFENSES	OFFENSE	JAN 16	JAN 17	OFFENSE	JAN 16	JAN 17
	Homicide	0	0	Other Assaults	53	48
	Sexual Assault	2	2	Forgery/Counterfeit	8	14
	Robbery	9	4	Fraud	18	18
	Aggravated Assault	16	8	Embezzlement	1	0
	Burglary	25	24	Stolen Property	5	5
	Larceny/Theft	186	105	Vandalism	46	47
	Motor Vehicle Theft	44	50	Weapons	9	8
	Arson	0	0	Prostitution	0	7
NON-UCR OFFENSES	PART I TOTALS	282	193	Sex Offenses	2	1
	Ambulance Calls	20	10	Drug Abuse	50	61
	Deaths	11	5	Gambling	2	0
	Missing Persons	9	7	Family Offenses	56	35
	Suicides	1	0	DUI	6	20
	Suspicious Activity	12	18	Liquor Laws	1	3
	Traffic Accidents	67	89	Drunkenness	7	11
	All Other	208	259	Disorderly Conduct	5	8
	NON-UCR TOTALS	328	388	All Other Offenses	117	172
TOTALS	PART I OFFENSES	282	193	Curfew/Loitering	0	0
	PART II OFFENSES	398	471	Runaway	12	13
	NON-UCR OFFENSES	328	388	PART II TOTALS	398	471
TOTAL		1008	1052			

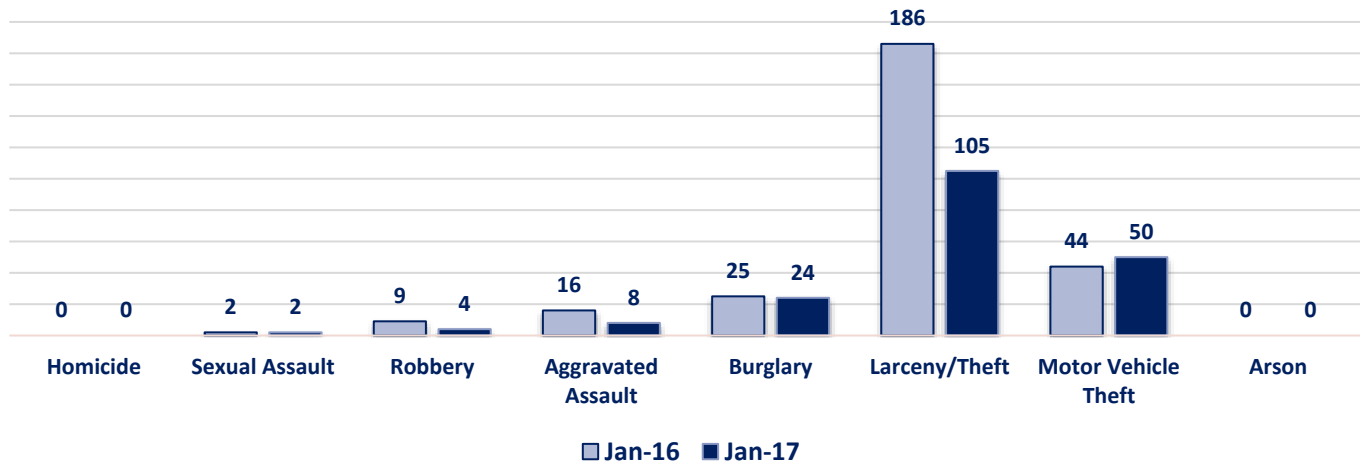


January 2017 - Part I & Part II Offense Percentages

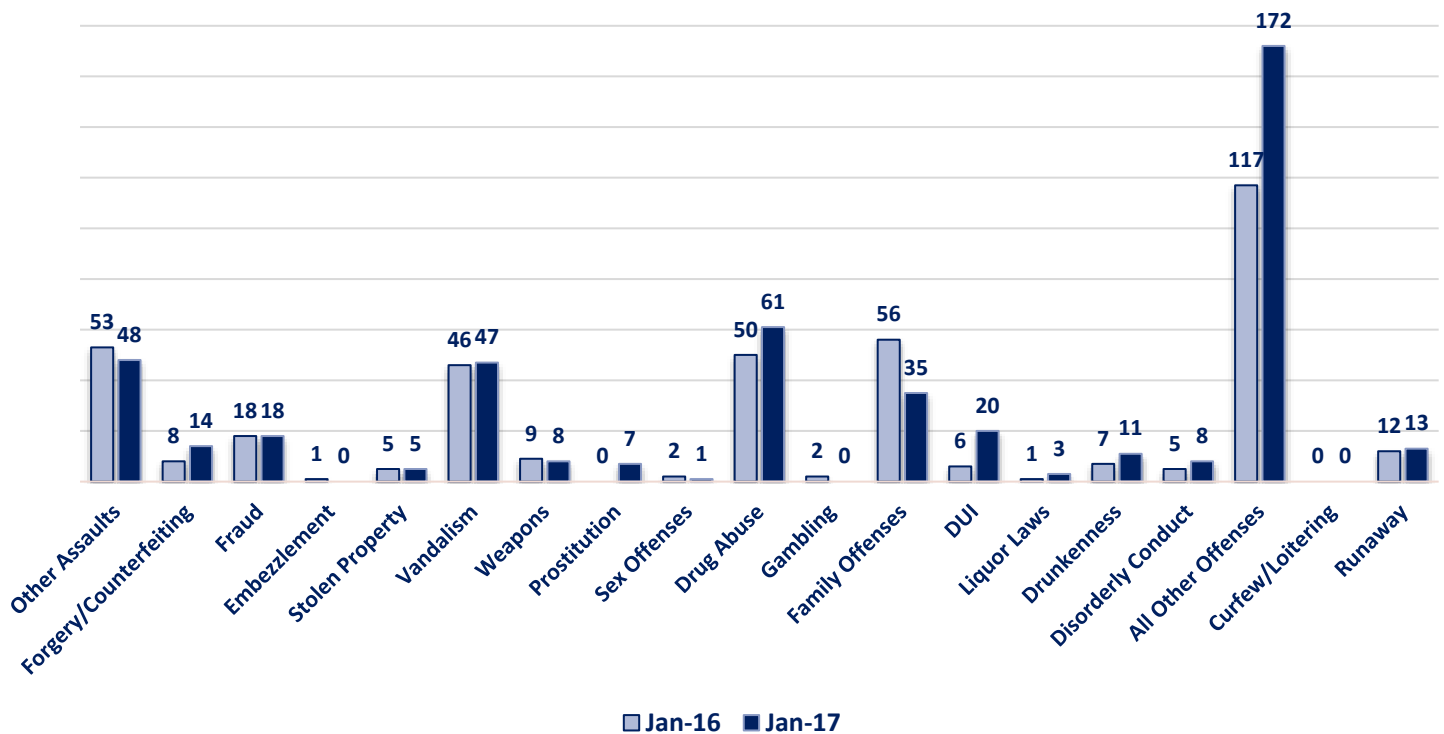




Part I Offenses

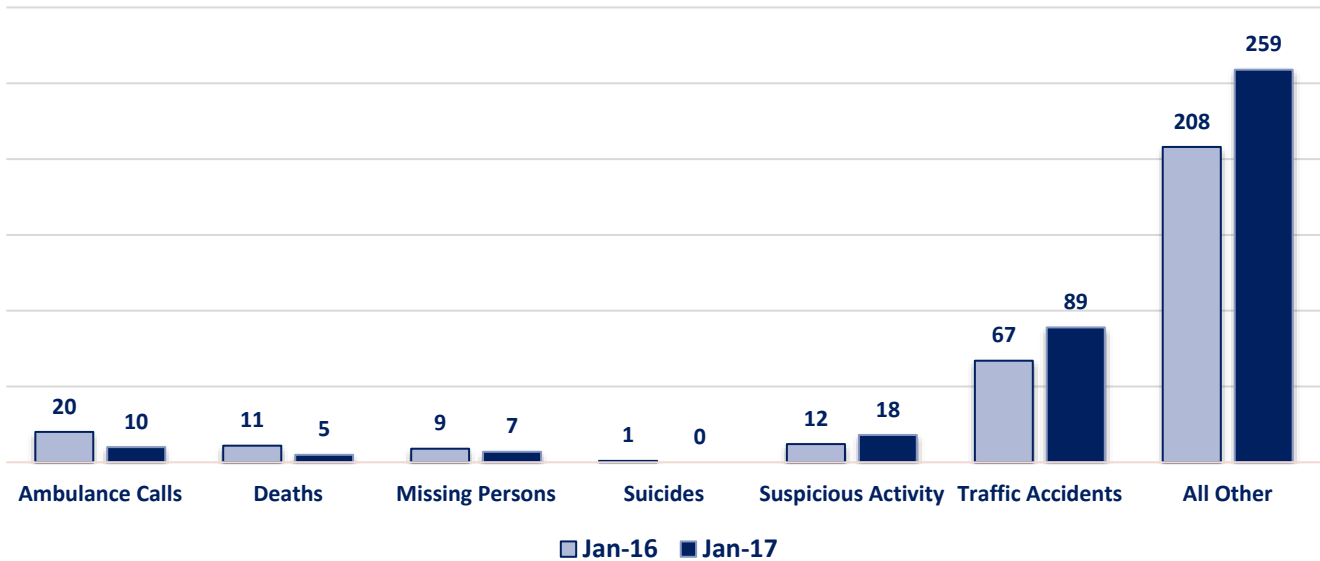


Part II Offenses

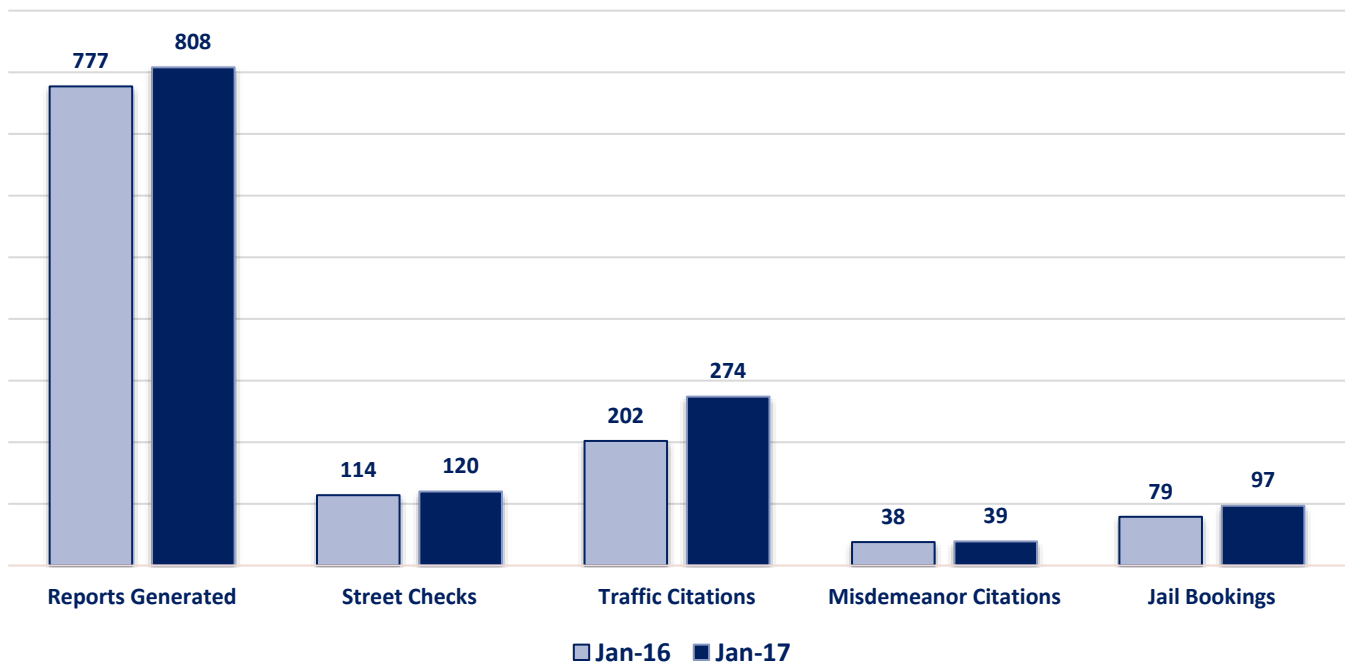




Non-UCR Offenses



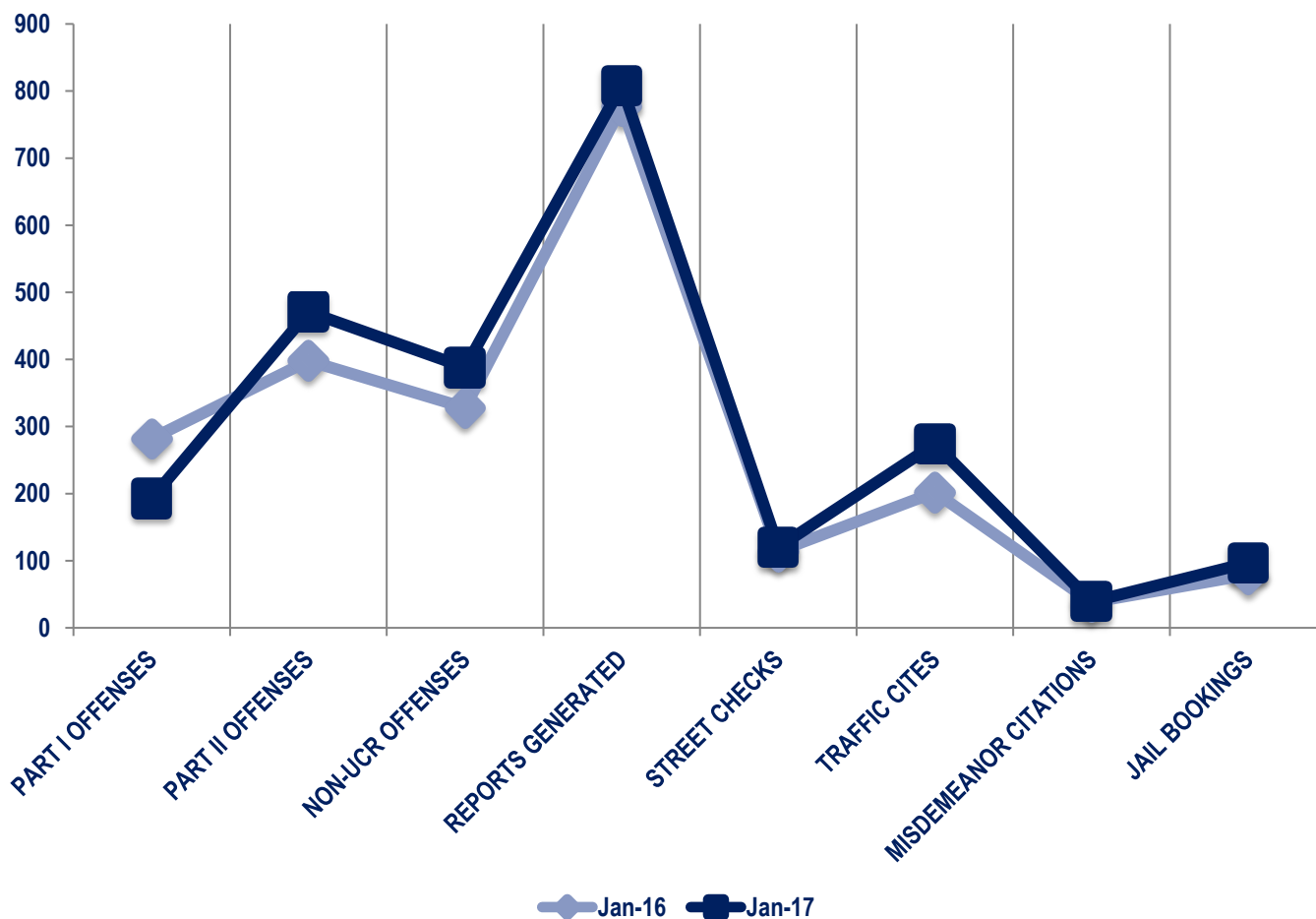
Other Event Totals





Combined Offense/Event Trends

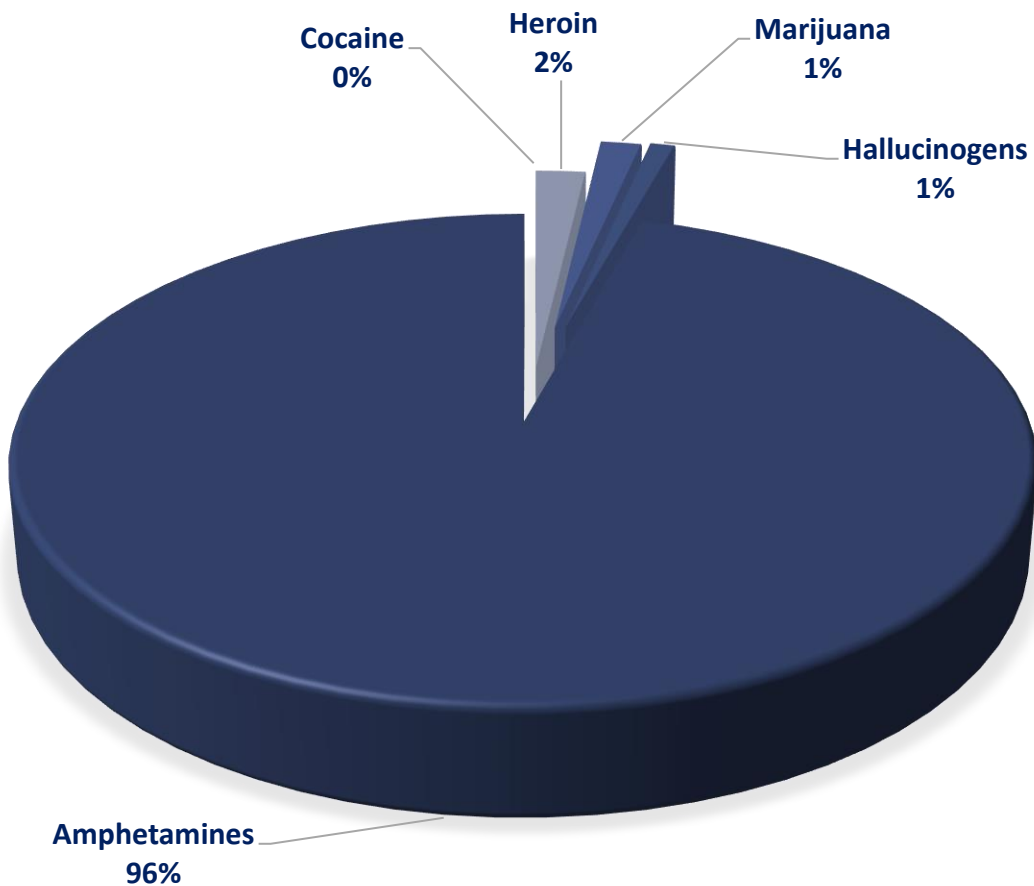
	JAN 16	JAN 17
Part I Offenses	282	193
Part II Offenses	398	471
NonUCR Offenses	328	388
Reports Generated	777	808
Street Checks	114	120
Traffic Citations	202	274
Misdemeanor Citations	38	39
Jail Bookings	79	97





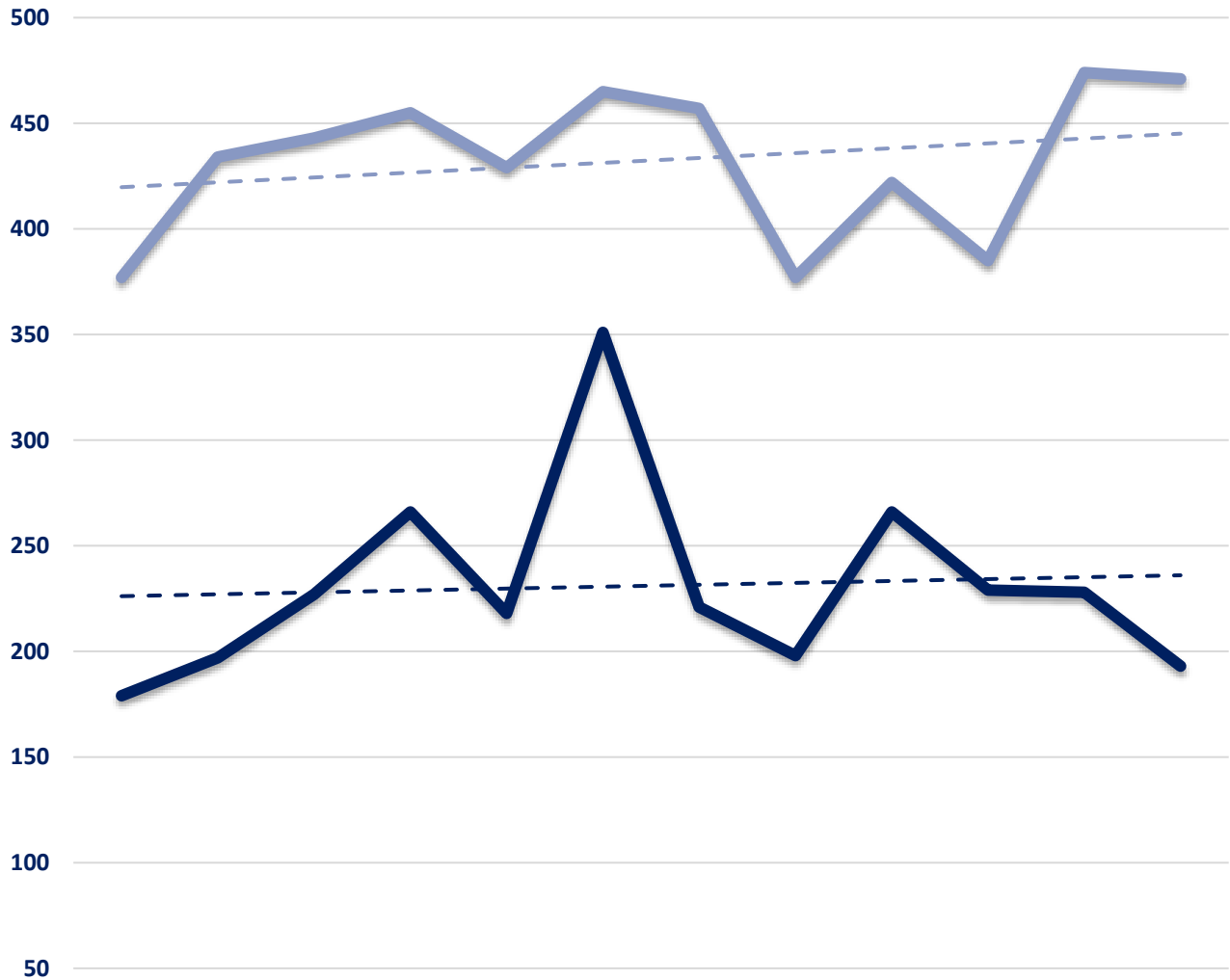
Seized Drugs

TYPE	DOSES	STREET VALUE
Cocaine	0.0	\$ -
Heroin	87.5	\$ 875.00
Marijuana	72.5	\$ 434.93
Hallucinogens	43.6	\$ 87.13
Amphetamines	4525.2	\$ 45,252.00
TOTAL	4728.8	\$ 46,649.06





Part I & II Offenses - One Year



	FEB 16	MAR 16	APR 16	MAY 16	JUN 16	JUL 16	AUG 16	SEP 16	OCT 16	NOV 16	DEC 16	JAN 17
PART I	179	197	227	266	218	351	221	198	266	229	228	193
PART II	377	434	443	455	429	465	457	377	422	385	474	471

— — — PART I — — — PART II - - - Part I Linear Forecast - - - Part II Linear Forecast