



## CITY COUNCIL DISTRICT #2

### MONTHLY OFFENSE SUMMARY

**JUNE 2017**

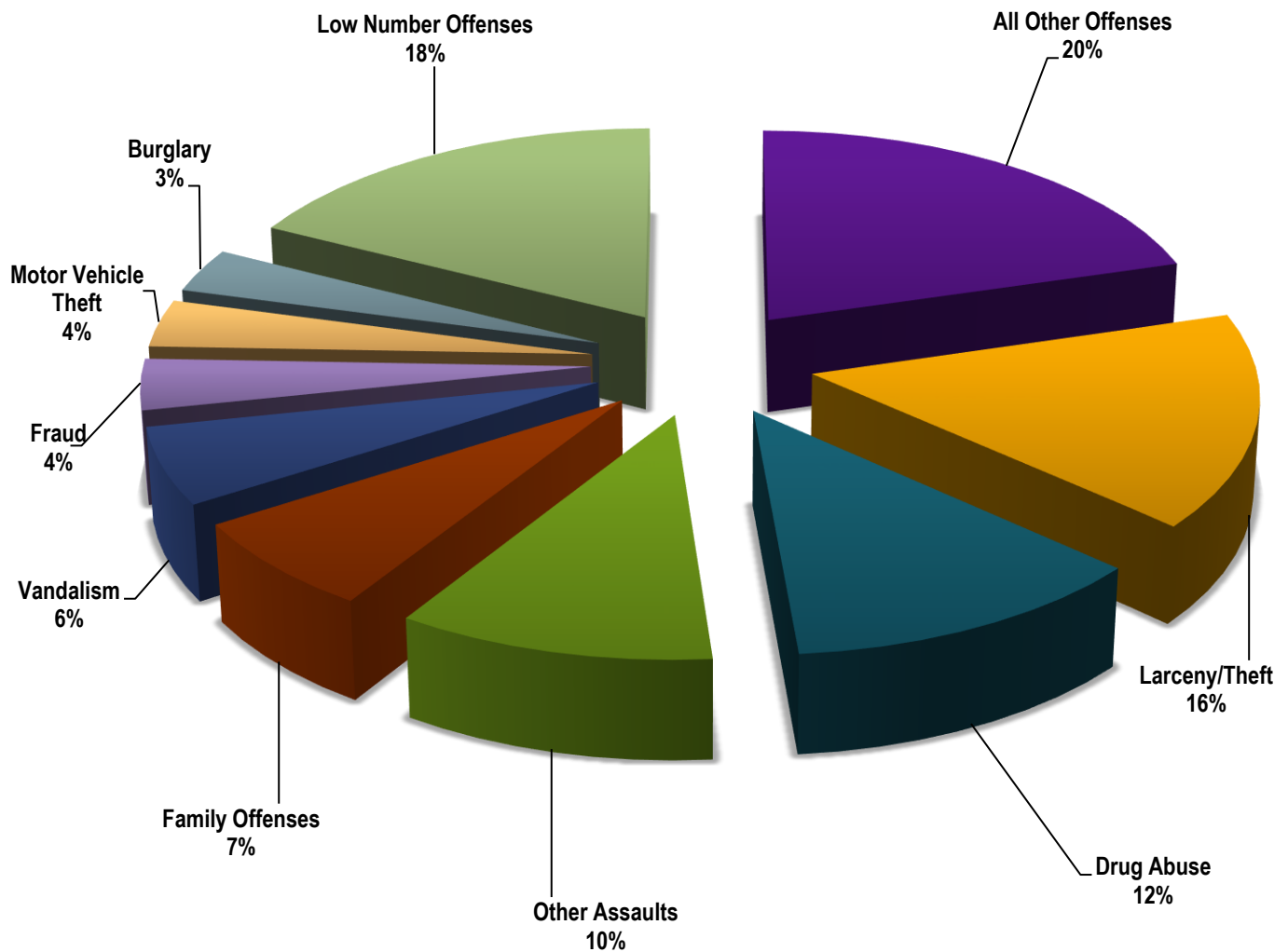
These figures represent preliminary counts of original Police Incident Reports and include all offenses within the above listed City Council District only. Full statistical analysis to determine the confidence level of this data has not been performed. The results contained herein are approximate in relation to the listed area and may not fully coincide with data shown in other areas of SLCPD's Crime Statistics page such as Calls for Service, Crimes Trending, and Crime Reports due to and reflective of departmental procedures that were in place at the time the event occurred and the date this data was compiled. Results displayed are not distinguished as attempted or completed crimes, do not include other calls for police service, and only represent police service where a report was made. Police Incident Reports are classified by primary offense categories as defined by the Uniform Crime Reporting (UCR) system. However, data is not subjected to any other standards set forth under UCR. Although every reasonable verification effort is made, the accuracy of any data is subject to the constraints of the report generation process as well as the manner, format, and point in time of any query.

<b>PART I OFFENSES:</b>	Chosen by the FBI as Part I Offenses because they are serious crimes that occur with regularity in all areas of the country and are likely to be reported to Police.
<b>PART II OFFENSES:</b>	All other crimes other than the eight Part I Offenses. The Uniform Crime Reporting Program gathers only arrest data for Part II Offenses, however, SLCPD results displayed in this document display all Part II Offenses, regardless of the presence of arrest data.
<b>ALL OTHER OFFENSES:</b>	Under the Part II Offense section, 'All Other Offenses' include Peeping Tom, Trespass, Kidnap/Abduction, Pornography, Extortion/Blackmail, Bribery, Warrants, Sexual Offenses, Obstruction, Public Peace, and Hit & Run.
<b>NON-UCR OFFENSES:</b>	Non-UCR Offenses include reports for all other offenses not classified as a Part I or Part II Offense. Results displayed separate some of these offenses such as Ambulance Calls, Deaths, Missing Persons, Suicides, Suspicious Activity, and Traffic Accidents.
<b>ALL OTHER NON-UCR:</b>	Under the Non-UCR category, 'All Other' include the remainder of offenses not classified as Part I or Part II and not separated from the Non-UCR Offenses. These include things such as Loud Parties, Barking Dogs, Mentally Ill Subjects, Citizen Assistance, etc.
<b>LOW NUMBER OFFENSES:</b>	On page two, in the interest of space and allowing for easier viewing, the category titled 'Low Number Offenses' include Part I and Part II Offenses from page one that have totals under the amount of 20.

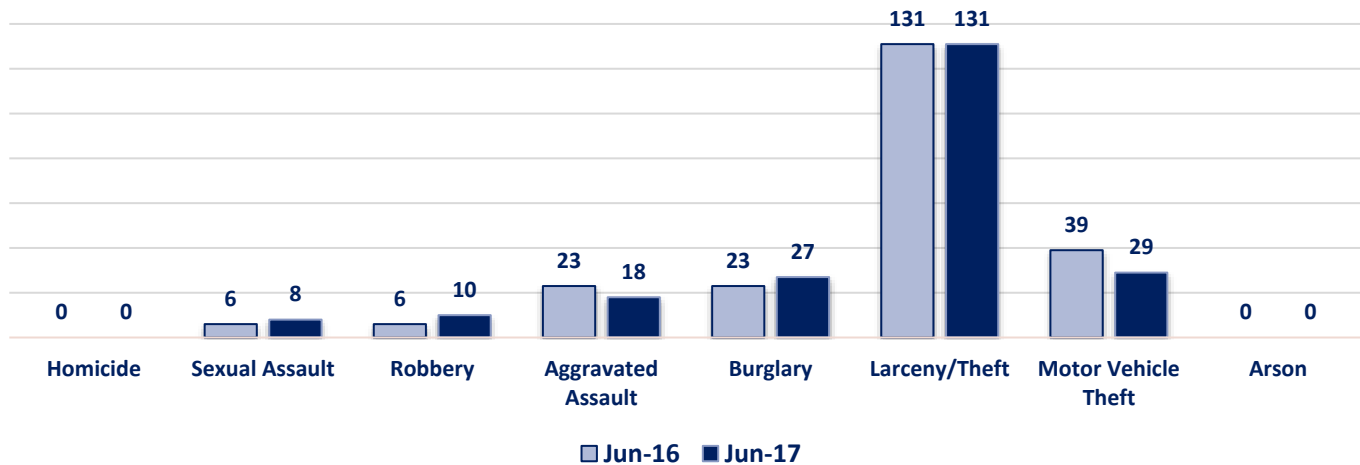
## Offenses

PART I OFFENSES	OFFENSE	JUN 16	JUN 17	OFFENSE	JUN 16	JUN 17	PART II OFFENSES		
	Homicide	0	0	Other Assaults	64	84			
	Sexual Assault	6	8	Forgery/Counterfeit	14	10			
	Robbery	6	10	Fraud	26	31			
	Aggravated Assault	23	18	Embezzlement	0	0			
	Burglary	23	27	Stolen Property	6	16			
	Larceny/Theft	131	131	Vandalism	58	47			
	Motor Vehicle Theft	39	29	Weapons	2	13			
	Arson	0	0	Prostitution	1	3			
PART I TOTALS		228	223	Sex Offenses		4	3		
NON-UCR OFFENSES	Ambulance Calls	21	17	Drug Abuse	39	98	PART II OFFENSES		
	Deaths	4	6	Gambling	0	0			
	Missing Persons	3	10	Family Offenses	58	56			
	Suicides	0	0	DUI	14	20			
	Suspicious Activity	17	15	Liquor Laws	1	3			
	Traffic Accidents	85	70	Drunkenness	16	19			
	All Other	242	238	Disorderly Conduct	2	13			
	NON-UCR TOTALS		372	356	All Other Offenses			133	166
	PART I OFFENSES		228	223	Curfew/Loitering			0	1
PART II OFFENSES		450	588	Runaway		12	5		
NON-UCR OFFENSES		372	356	PART II TOTALS		450	588		
TOTAL		1050	1167						

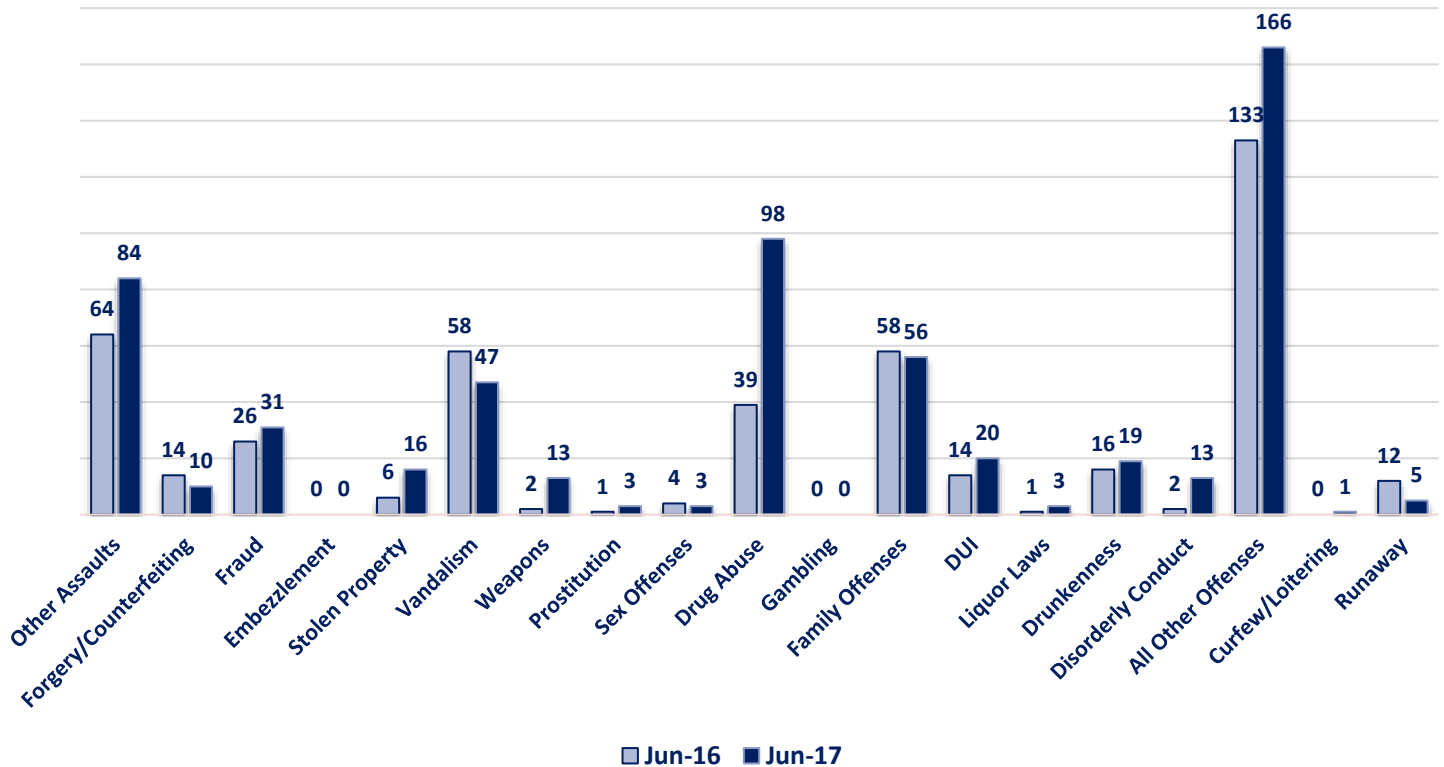
## June 2017 - Part I & II Offense Percentages



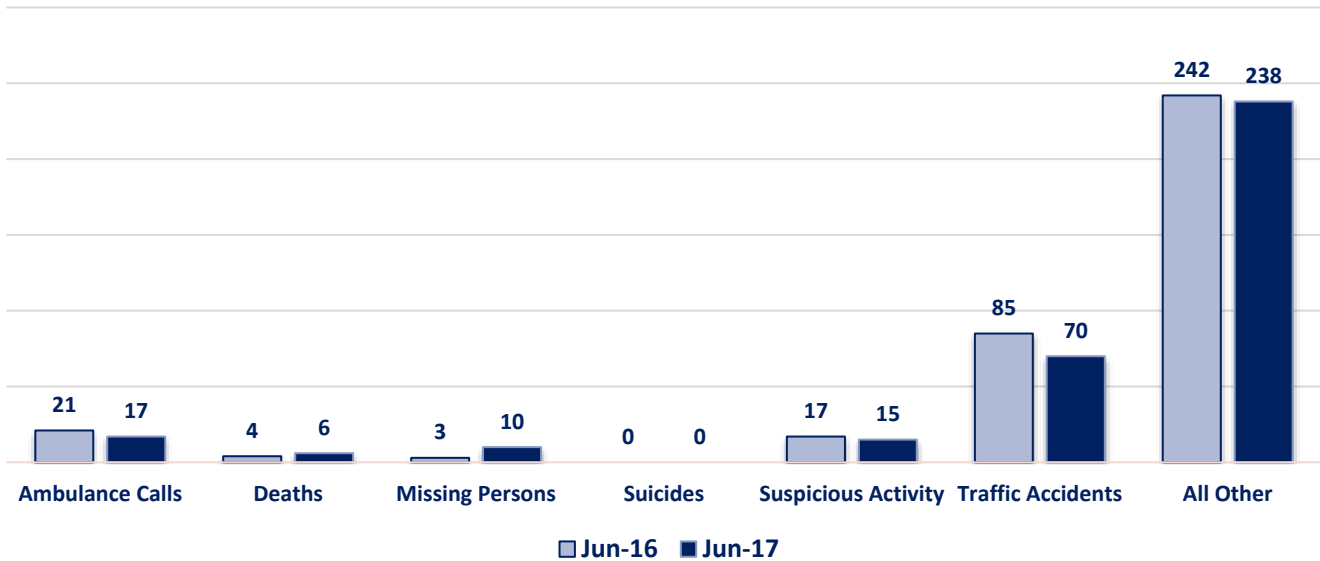
### Part I Offenses



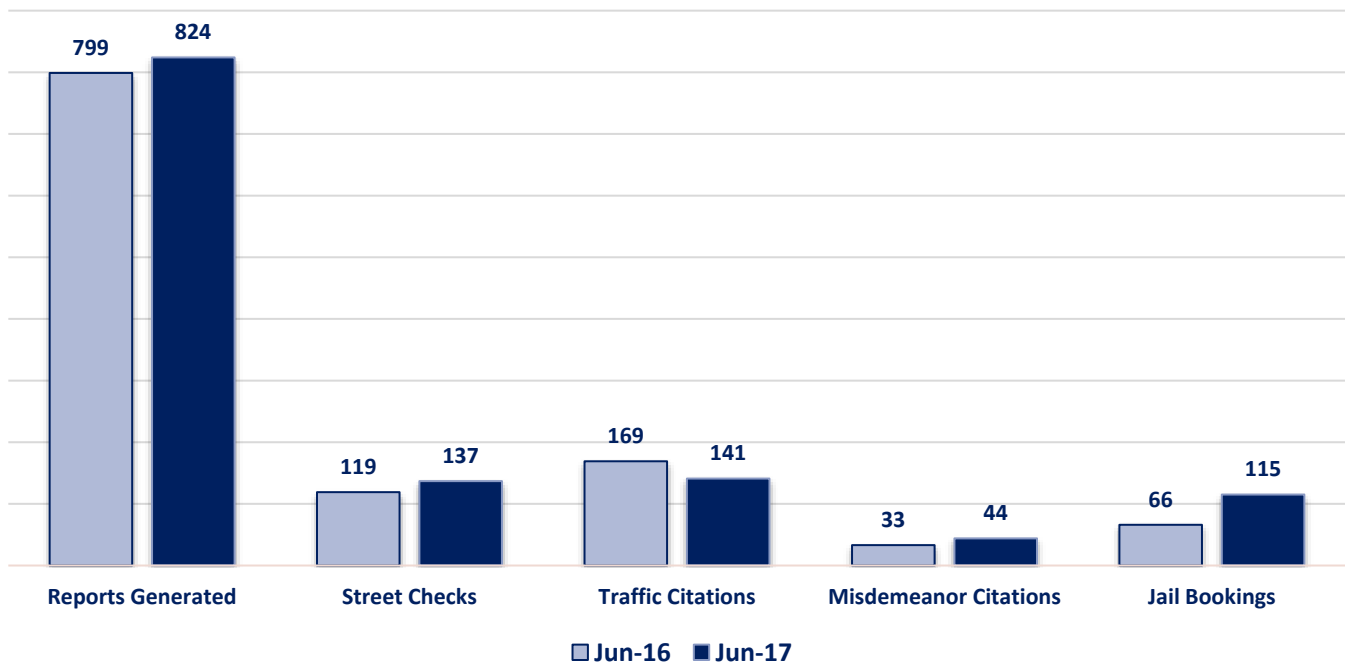
### Part II Offenses



### Non-UCR Offenses

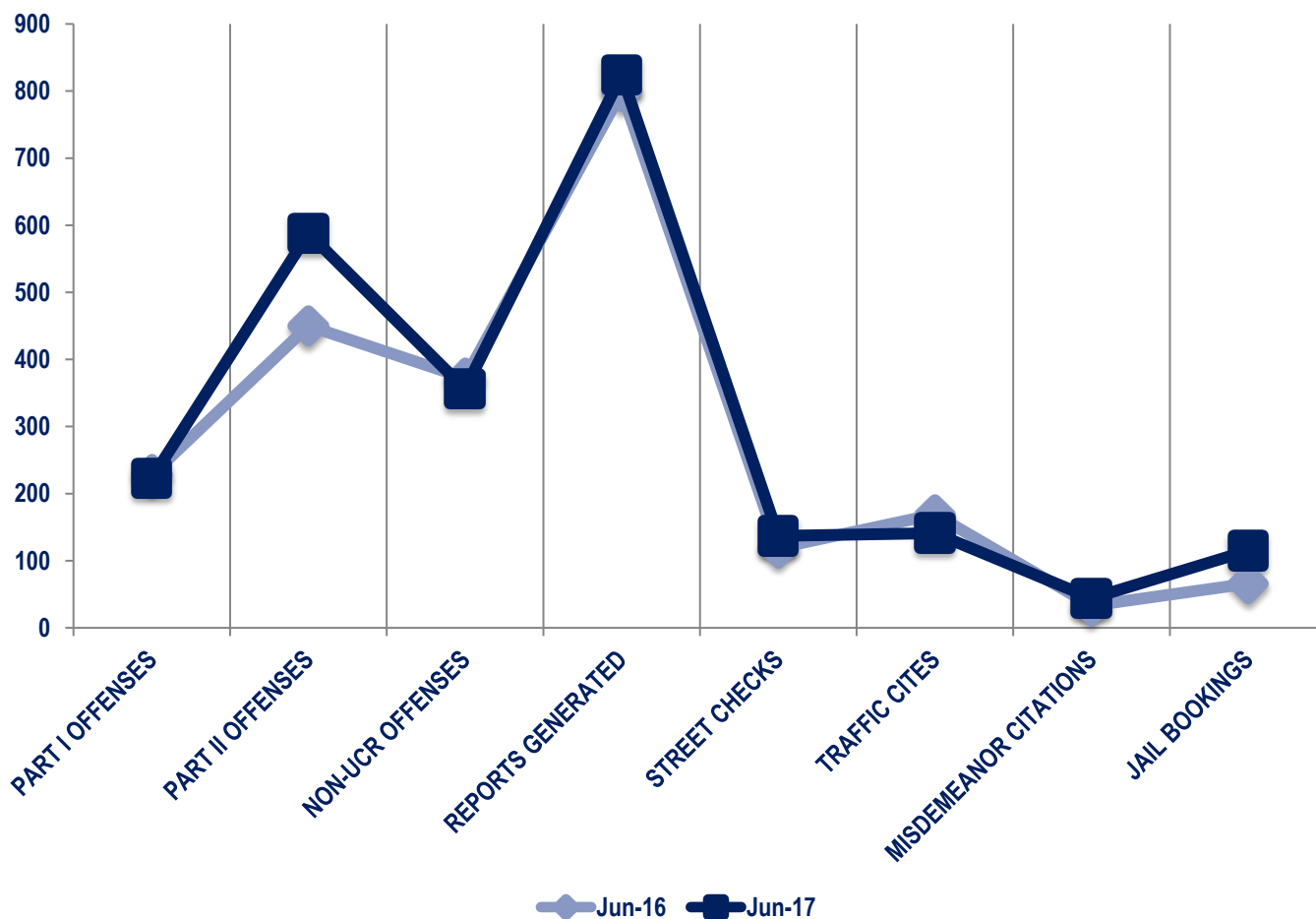


### Other Event Totals



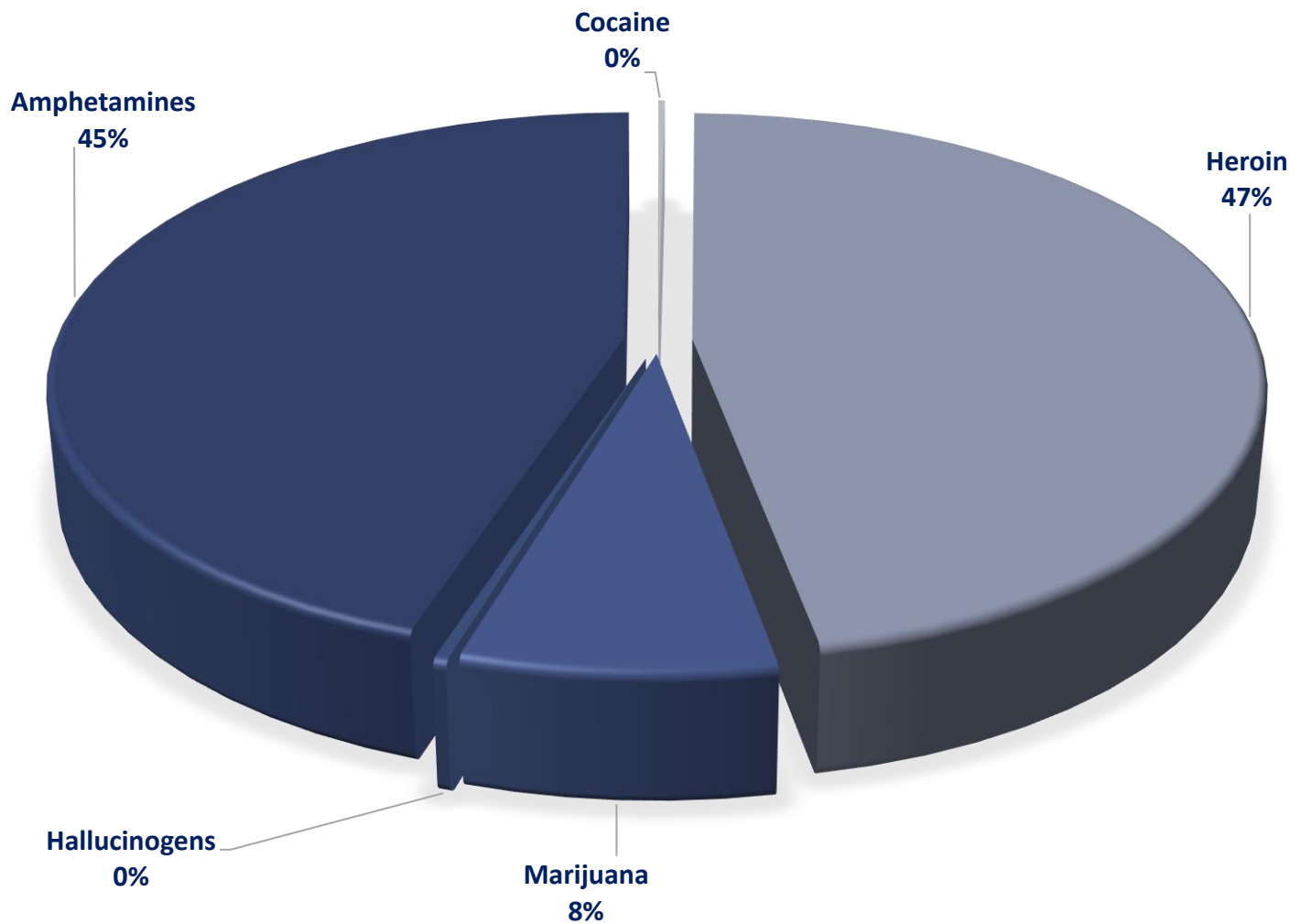
### Combined Offense/Event Trends

	JUN 16	JUN 17
<b>Part I Offenses</b>	228	223
<b>Part II Offenses</b>	450	588
<b>NonUCR Offenses</b>	372	356
<b>Reports Generated</b>	799	824
<b>Street Checks</b>	119	137
<b>Traffic Citations</b>	169	141
<b>Misdemeanor Citations</b>	33	44
<b>Jail Bookings</b>	66	115

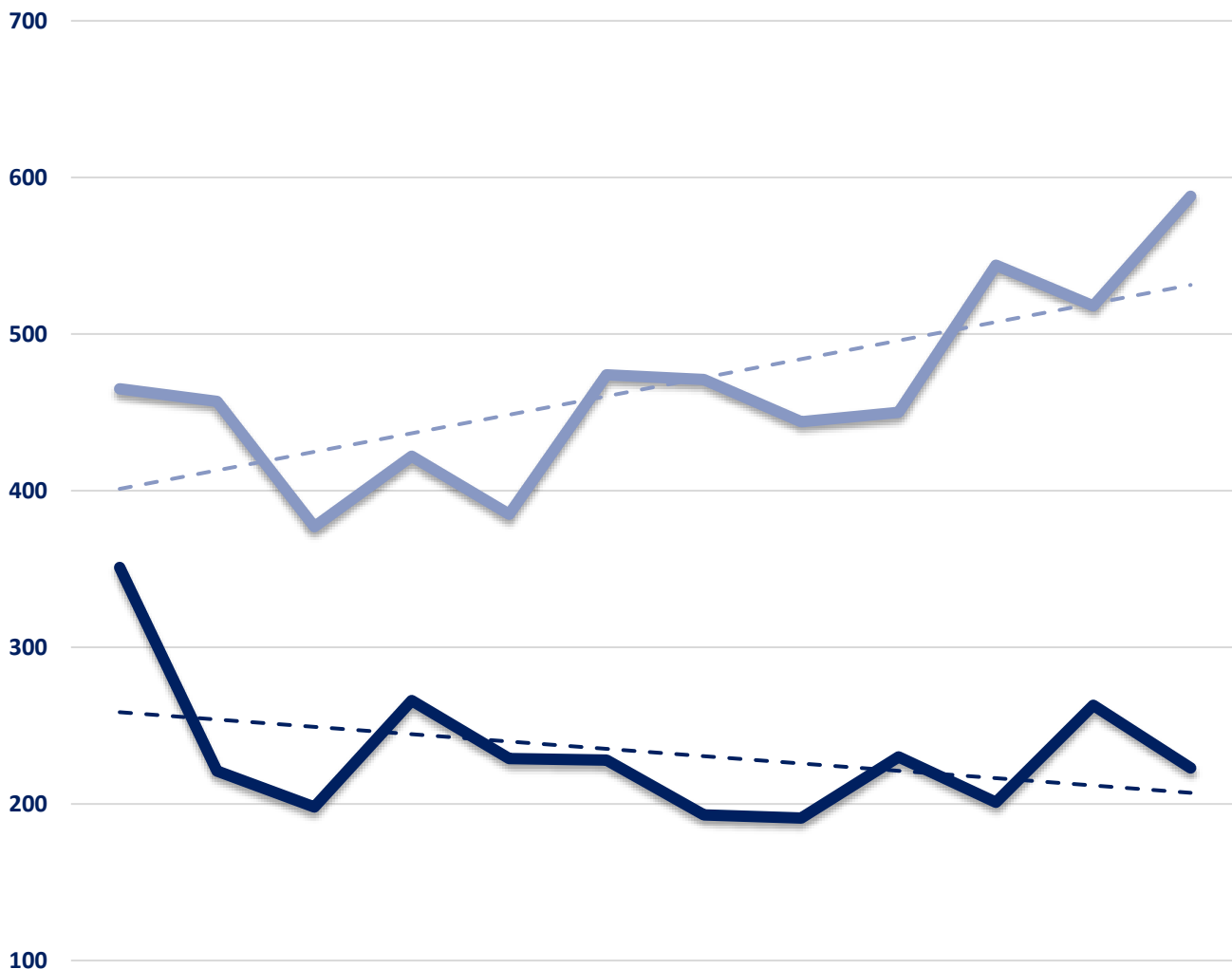


### Seized Drugs

TYPE	DOSES	STREET VALUE
Cocaine	2.5	\$ 25.00
Heroin	558.2	\$ 5,581.58
Marijuana	90.5	\$ 542.72
Hallucinogens	4.0	\$ 8.00
Amphetamines	535.1	\$ 5,351.00
<b>TOTAL</b>	<b>1190.2</b>	<b>\$ 11,508.30</b>



### Part I & II Offenses - One Year



	JUL 2016	AUG 2016	SEP 2016	OCT 2016	NOV 2016	DEC 2016	JAN 2017	FEB 2017	MAR 2017	APR 2017	MAY 2017	JUN 2017
<b>PART I</b>	351	221	198	266	229	228	193	191	230	201	263	223
<b>PART II</b>	465	457	377	422	385	474	471	444	450	544	518	588

— PART I   
 — PART II   
 - - - Part I Linear Forecast   
 - - - Part II Linear Forecast