



CITY COUNCIL DISTRICT #3

MONTHLY OFFENSE SUMMARY

JUNE 2017

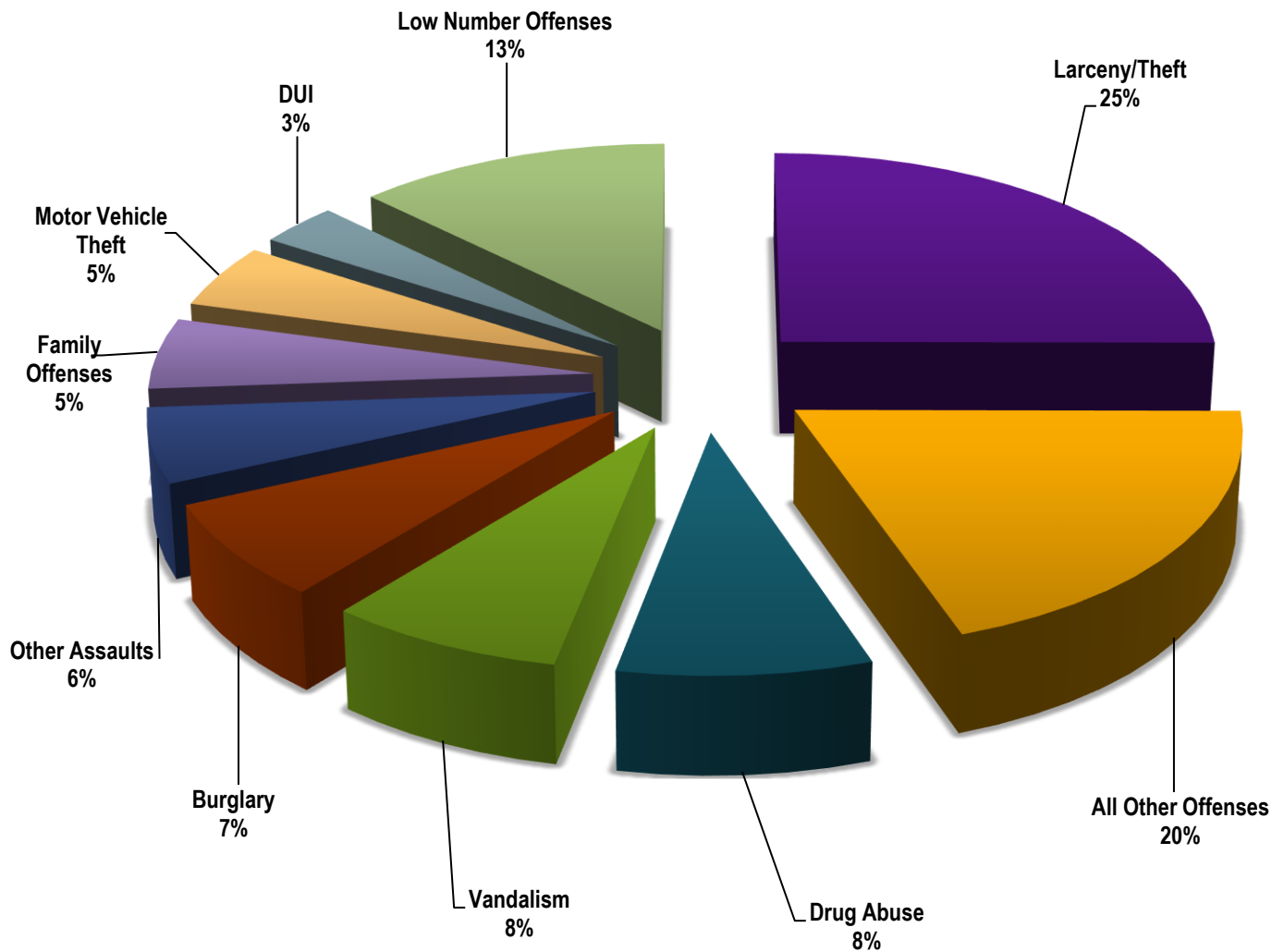
These figures represent preliminary counts of original Police Incident Reports and include all offenses within the above listed City Council District only. Full statistical analysis to determine the confidence level of this data has not been performed. The results contained herein are approximate in relation to the listed area and may not fully coincide with data shown in other areas of SLCPD's Crime Statistics page such as Calls for Service, Crimes Trending, and Crime Reports due to and reflective of departmental procedures that were in place at the time the event occurred and the date this data was compiled. Results displayed are not distinguished as attempted or completed crimes, do not include other calls for police service, and only represent police service where a report was made. Police Incident Reports are classified by primary offense categories as defined by the Uniform Crime Reporting (UCR) system. However, data is not subjected to any other standards set forth under UCR. Although every reasonable verification effort is made, the accuracy of any data is subject to the constraints of the report generation process as well as the manner, format, and point in time of any query.

PART I OFFENSES:	Chosen by the FBI as Part I Offenses because they are serious crimes that occur with regularity in all areas of the country and are likely to be reported to Police.
PART II OFFENSES:	All other crimes other than the eight Part I Offenses. The Uniform Crime Reporting Program gathers only arrest data for Part II Offenses, however, SLCPD results displayed in this document display all Part II Offenses, regardless of the presence of arrest data.
ALL OTHER OFFENSES:	Under the Part II Offense section, 'All Other Offenses' include Peeping Tom, Trespass, Kidnap/Abduction, Pornography, Extortion/Blackmail, Bribery, Warrants, Sexual Offenses, Obstruction, Public Peace, and Hit & Run.
NON-UCR OFFENSES:	Non-UCR Offenses include reports for all other offenses not classified as a Part I or Part II Offense. Results displayed separate some of these offenses such as Ambulance Calls, Deaths, Missing Persons, Suicides, Suspicious Activity, and Traffic Accidents.
ALL OTHER NON-UCR:	Under the Non-UCR category, 'All Other' include the remainder of offenses not classified as Part I or Part II and not separated from the Non-UCR Offenses. These include things such as Loud Parties, Barking Dogs, Mentally Ill Subjects, Citizen Assistance, etc.
LOW NUMBER OFFENSES:	On page two, in the interest of space and allowing for easier viewing, the category titled 'Low Number Offenses' include Part I and Part II Offenses from page one that have totals under the amount of 10.

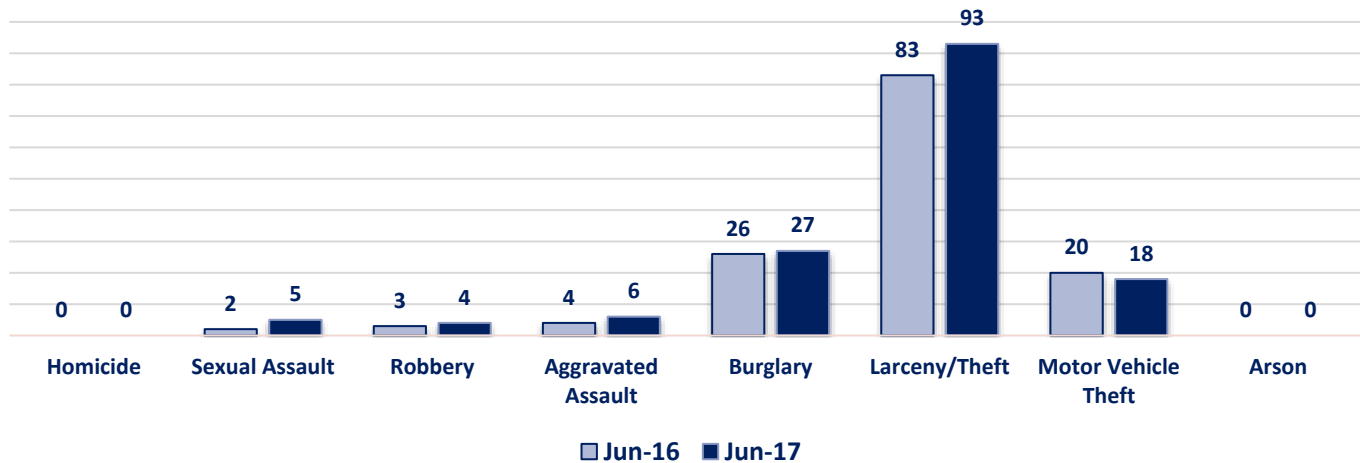
Offenses

PART I OFFENSES	OFFENSE	JUN 16	JUN 17	OFFENSE	JUN 16	JUN 17				
	Homicide	0	0	Other Assaults	22	21				
	Sexual Assault	2	5	Forgery/Counterfeit	1	2				
	Robbery	3	4	Fraud	8	5				
	Aggravated Assault	4	6	Embezzlement	0	0				
	Burglary	26	27	Stolen Property	2	1				
	Larceny/Theft	83	93	Vandalism	27	29				
	Motor Vehicle Theft	20	18	Weapons	0	3				
	Arson	0	0	Prostitution	1	4				
PART I TOTALS			138	153	PART II OFFENSES	Sex Offenses	0	3		
Ambulance Calls	12	7	Drug Abuse	11		31				
Deaths	2	3	Gambling	0		0				
Missing Persons	4	1	Family Offenses	24		20				
Suicides	0	1	DUI	7		12				
Suspicious Activity	9	4	Liquor Laws	2		0				
Traffic Accidents	36	41	Drunkenness	9		8				
All Other	108	118	Disorderly Conduct	5		4				
NON-UCR TOTALS			171	175		All Other Offenses	50	73		
TOTALS	PART I OFFENSES			138	153	PART II TOTALS			170	218
	PART II OFFENSES			170	218	Runaway	1	2		
	NON-UCR OFFENSES			171	175					
	TOTAL			479	546					

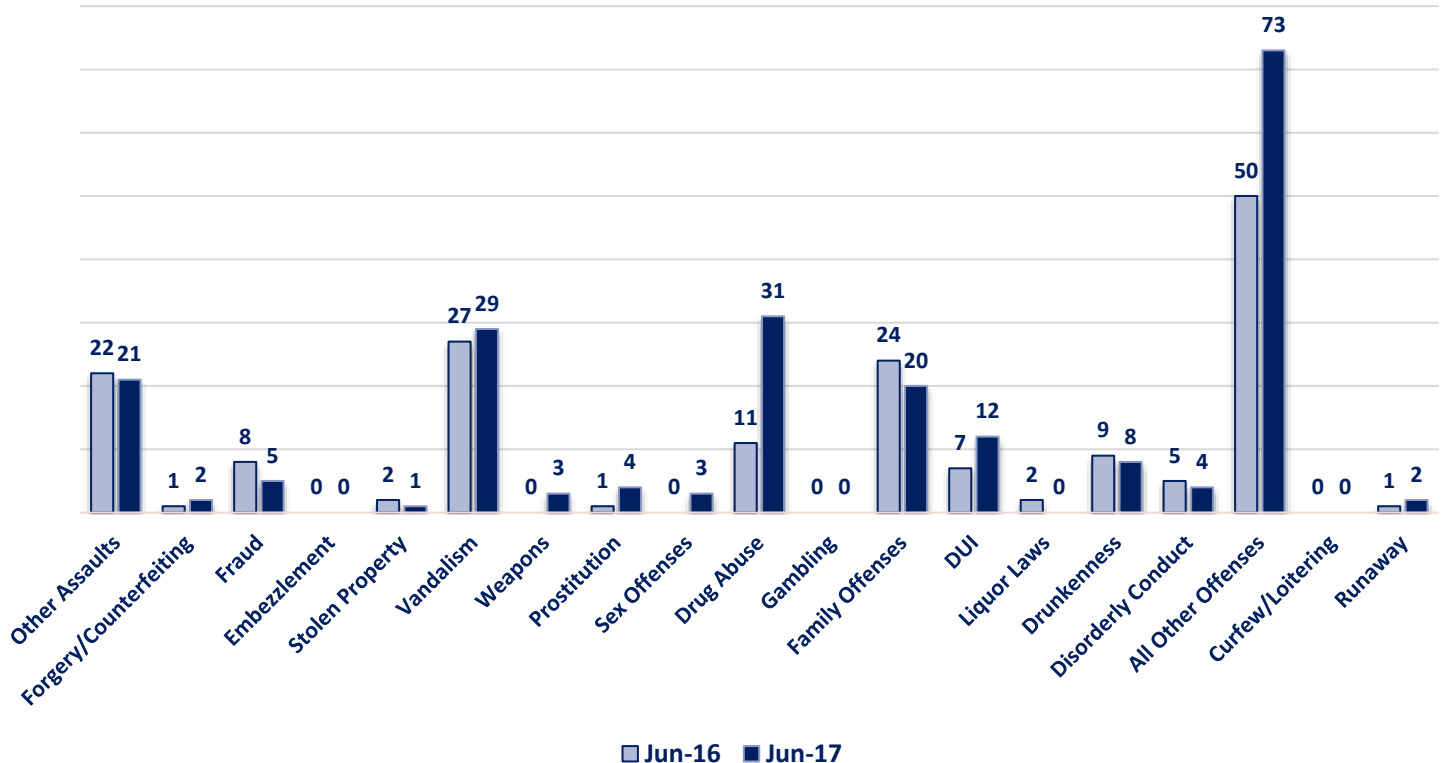
June 2017 - Part I & II Offense Percentages



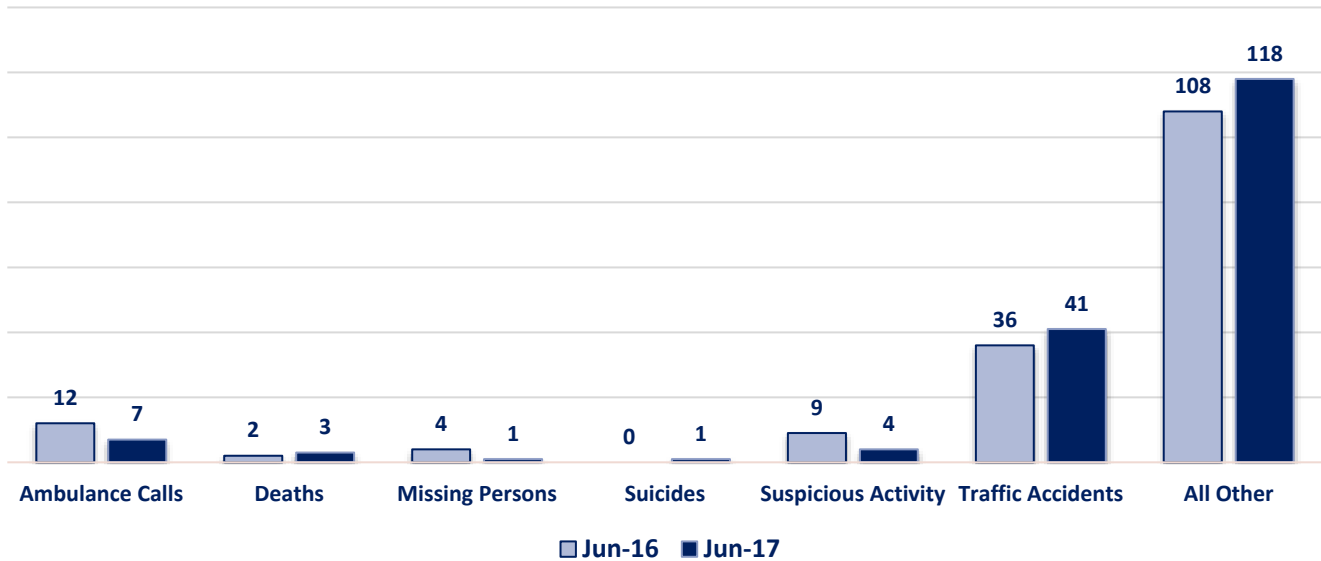
Part I Offenses



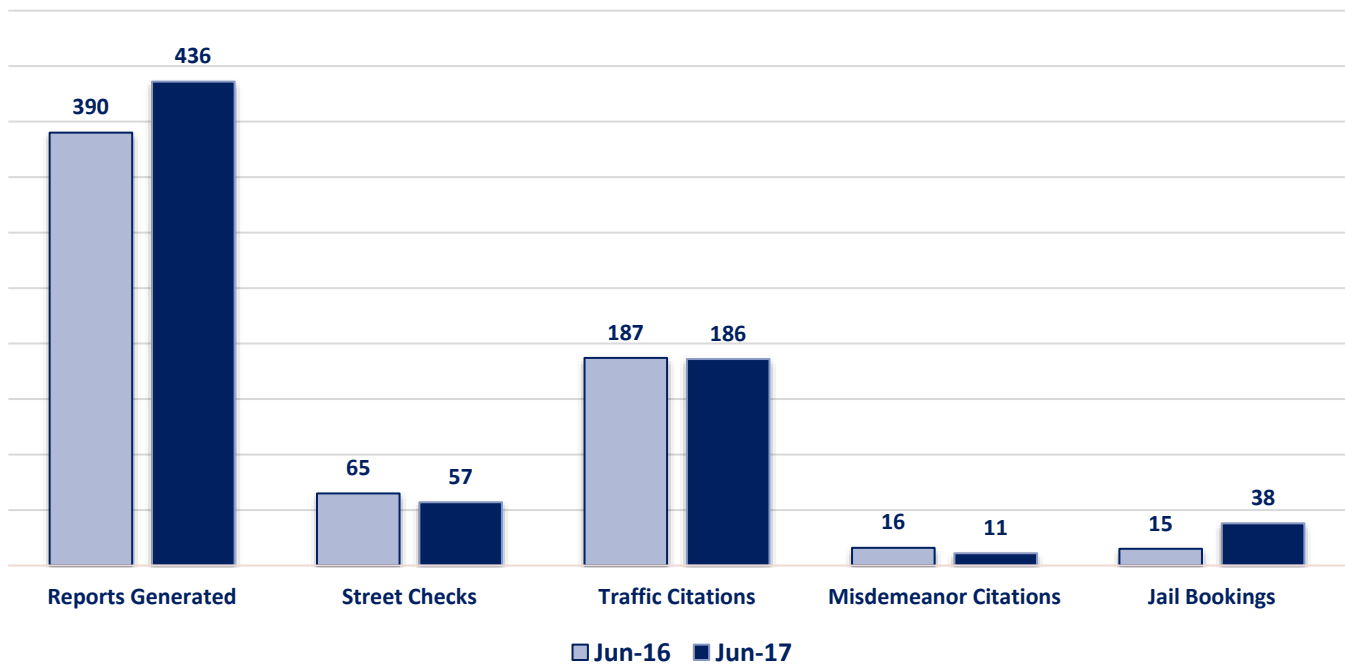
Part II Offenses



Non-UCR Offenses

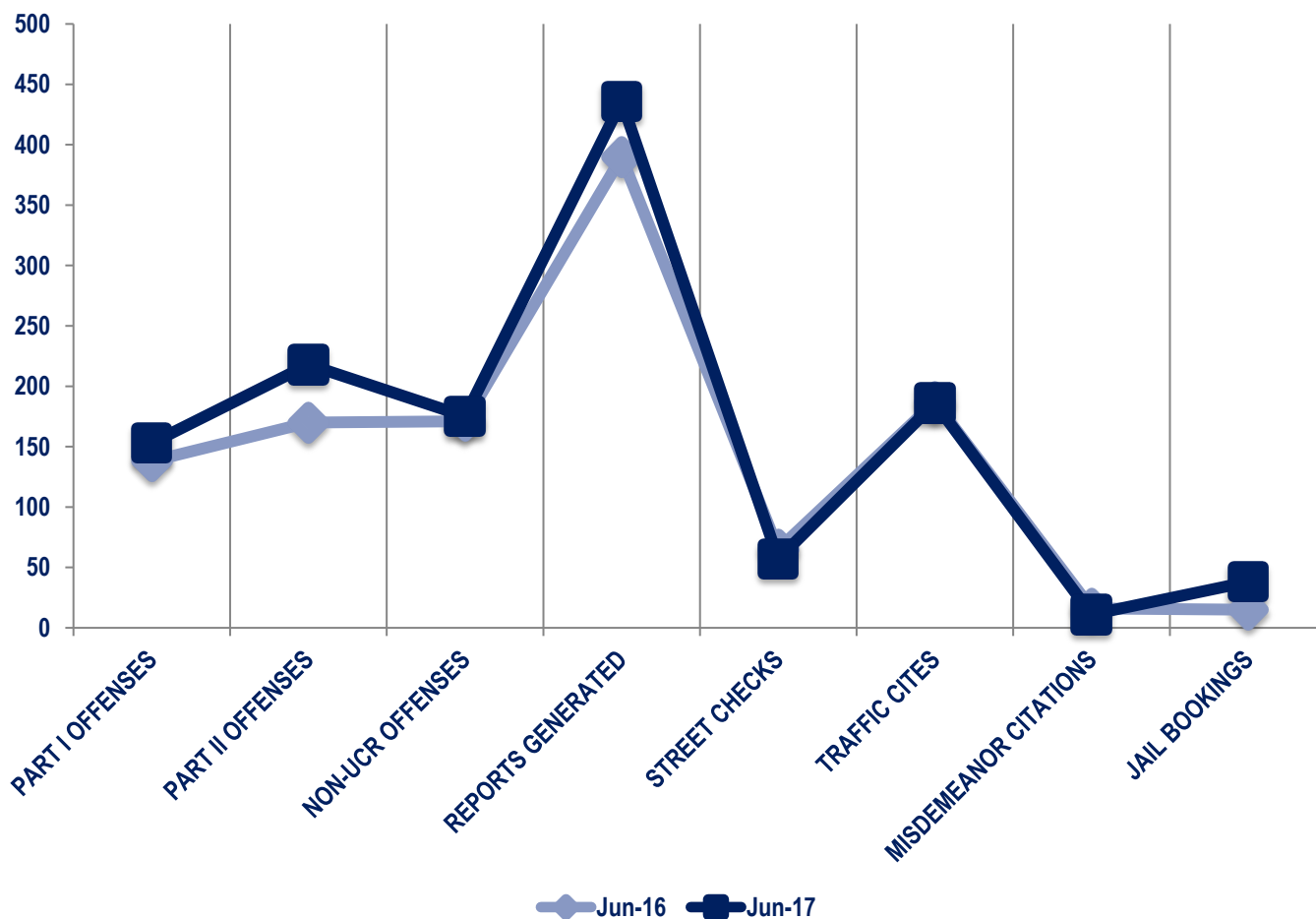


Other Event Totals



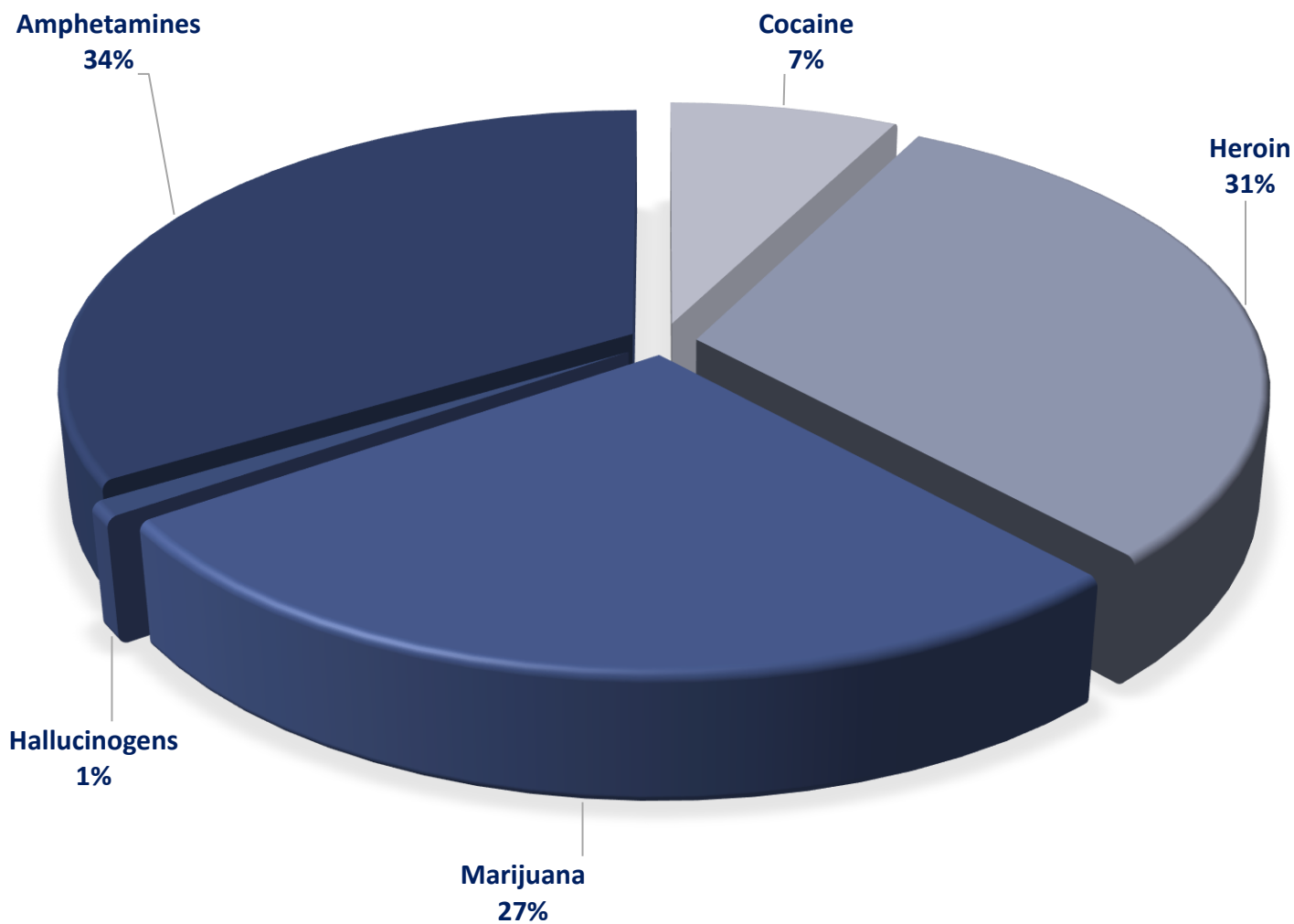
Combined Offense/Event Trends

	JUN 16	JUN 17
Part I Offenses	138	153
Part II Offenses	170	218
NonUCR Offenses	171	175
Reports Generated	390	436
Street Checks	65	57
Traffic Citations	187	186
Misdemeanor Citations	16	11
Jail Bookings	15	38



Seized Drugs

TYPE	DOSES	STREET VALUE
Cocaine	37.0	\$ 370.00
Heroin	150.1	\$ 1,501.00
Marijuana	133.2	\$ 798.96
Hallucinogens	4.6	\$ 9.17
Amphetamines	165.0	\$ 1,650.00
TOTAL	489.8	\$ 4,329.13



Part I & II Offenses - One Year

