



CITY COUNCIL DISTRICT #3

MONTHLY OFFENSE SUMMARY

MAY 2017

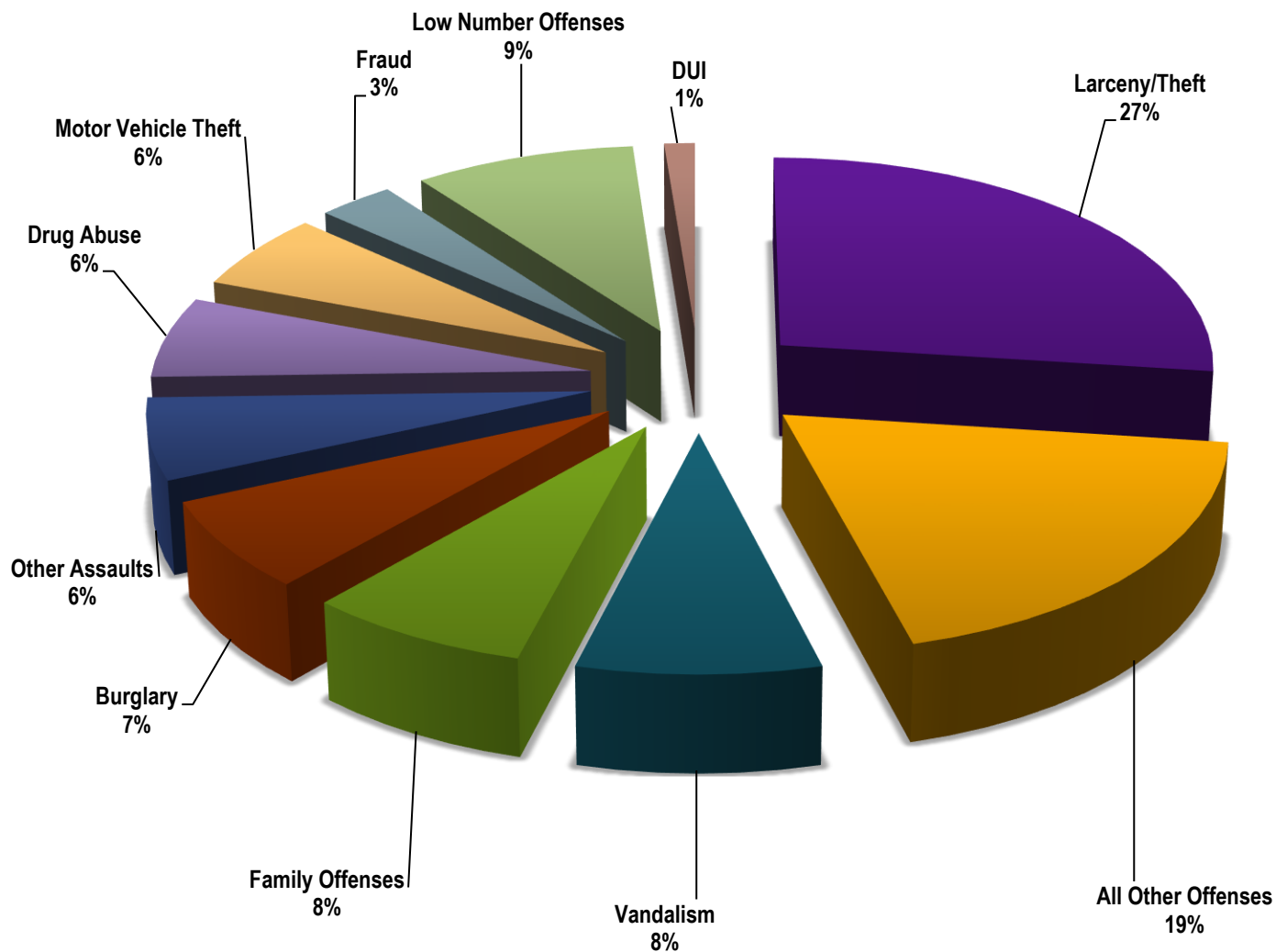
These figures represent preliminary counts of original Police Incident Reports and include all offenses within the above listed City Council District only. Full statistical analysis to determine the confidence level of this data has not been performed. The results contained herein are approximate in relation to the listed area and may not fully coincide with data shown in other areas of SLCPD's Crime Statistics page such as Calls for Service, Crimes Trending, and Crime Reports due to and reflective of departmental procedures that were in place at the time the event occurred and the date this data was compiled. Results displayed are not distinguished as attempted or completed crimes, do not include other calls for police service, and only represent police service where a report was made. Police Incident Reports are classified by primary offense categories as defined by the Uniform Crime Reporting (UCR) system. However, data is not subjected to any other standards set forth under UCR. Although every reasonable verification effort is made, the accuracy of any data is subject to the constraints of the report generation process as well as the manner, format, and point in time of any query.

PART I OFFENSES:	Chosen by the FBI as Part I Offenses because they are serious crimes that occur with regularity in all areas of the country and are likely to be reported to Police.
PART II OFFENSES:	All other crimes other than the eight Part I Offenses. The Uniform Crime Reporting Program gathers only arrest data for Part II Offenses, however, SLCPD results displayed in this document display all Part II Offenses, regardless of the presence of arrest data.
ALL OTHER OFFENSES:	Under the Part II Offense section, 'All Other Offenses' include Peeping Tom, Trespass, Kidnap/Abduction, Pornography, Extortion/Blackmail, Bribery, Warrants, Sexual Offenses, Obstruction, Public Peace, and Hit & Run.
NON-UCR OFFENSES:	Non-UCR Offenses include reports for all other offenses not classified as a Part I or Part II Offense. Results displayed separate some of these offenses such as Ambulance Calls, Deaths, Missing Persons, Suicides, Suspicious Activity, and Traffic Accidents.
ALL OTHER NON-UCR:	Under the Non-UCR category, 'All Other' include the remainder of offenses not classified as Part I or Part II and not separated from the Non-UCR Offenses. These include things such as Loud Parties, Barking Dogs, Mentally Ill Subjects, Citizen Assistance, etc.
LOW NUMBER OFFENSES:	On page two, in the interest of space and allowing for easier viewing, the category titled 'Low Number Offenses' include Part I and Part II Offenses from page one that have totals under the amount of 10.

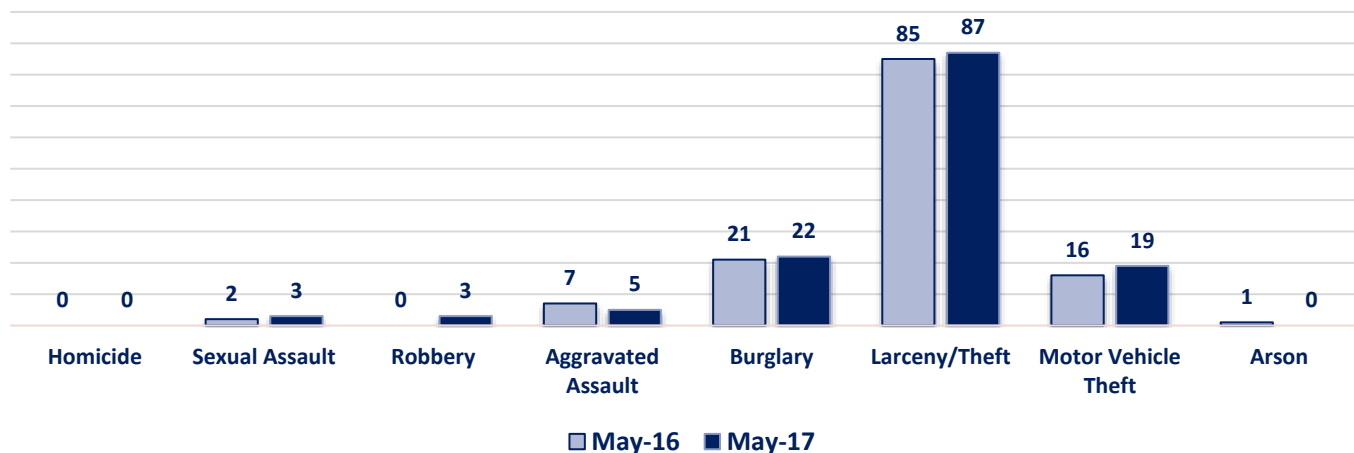
Offenses

PART I OFFENSES	OFFENSE	MAY 16	MAY 17	OFFENSE	MAY 16	MAY 17
	Homicide	0	0	Other Assaults	27	20
	Sexual Assault	2	3	Forgery/Counterfeit	1	1
	Robbery	0	3	Fraud	15	10
	Aggravated Assault	7	5	Embezzlement	0	0
	Burglary	21	22	Stolen Property	0	0
	Larceny/Theft	85	87	Vandalism	47	26
	Motor Vehicle Theft	16	19	Weapons	0	2
	Arson	1	0	Prostitution	1	0
NON-UCR OFFENSES	PART I TOTALS	132	139	Sex Offenses	4	0
	Ambulance Calls	11	9	Drug Abuse	7	20
	Deaths	7	6	Gambling	0	0
	Missing Persons	1	1	Family Offenses	15	24
	Suicides	1	0	DUI	6	4
	Suspicious Activity	9	7	Liquor Laws	1	2
	Traffic Accidents	35	27	Drunkenness	9	4
	All Other	112	80	Disorderly Conduct	4	1
	NON-UCR TOTALS	176	130	All Other Offenses	54	61
TOTALS	PART I OFFENSES	132	139	Curfew/Loitering	0	0
	PART II OFFENSES	192	179	Runaway	1	4
	NON-UCR OFFENSES	176	130	PART II TOTALS	192	179
	TOTAL	500	448			

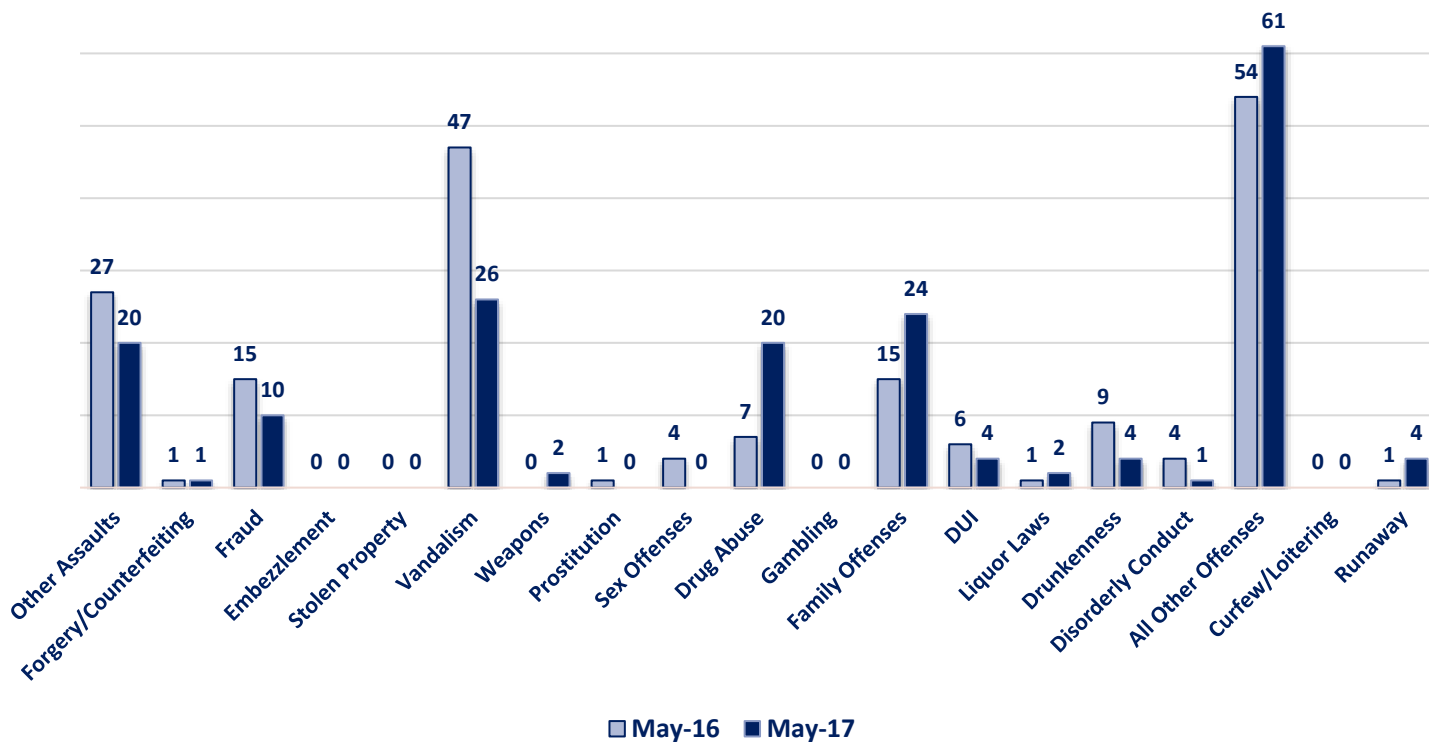
May 2017 - Part I & II Offense Percentages



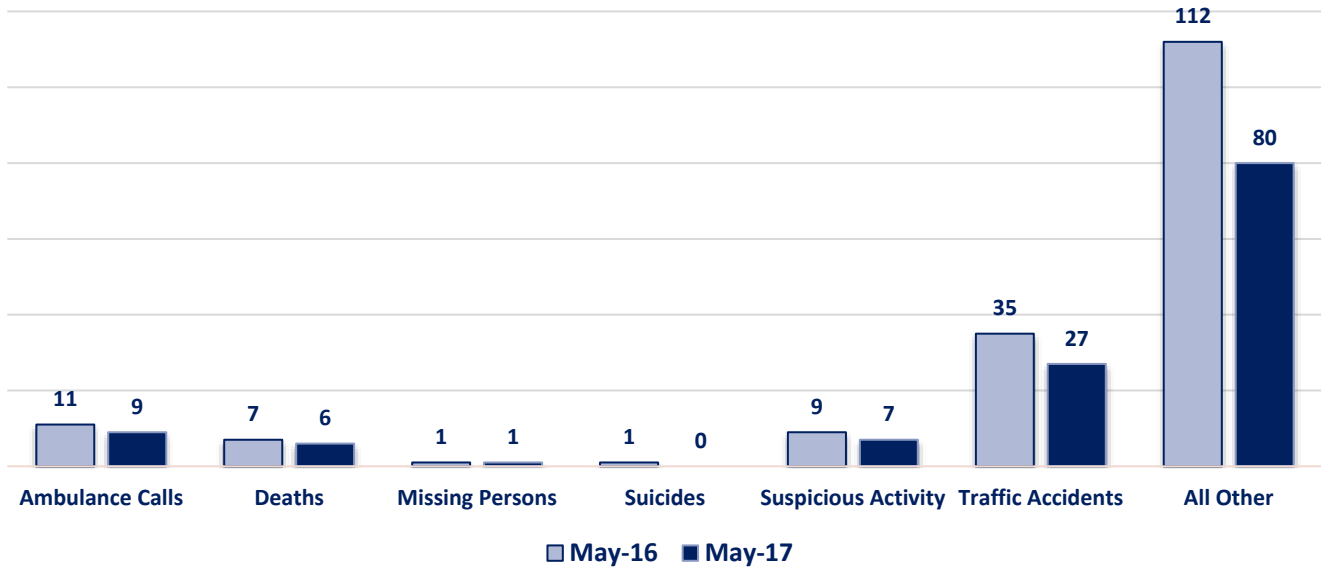
Part I Offenses



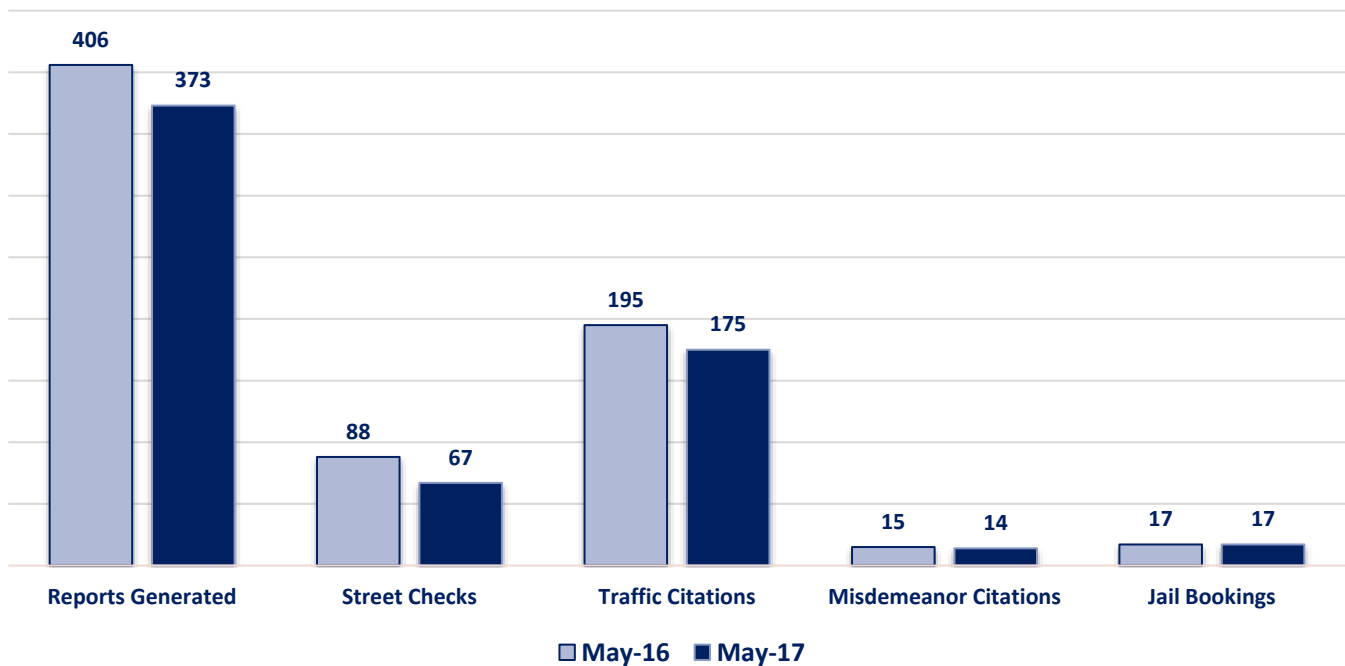
Part II Offenses



Non-UCR Offenses

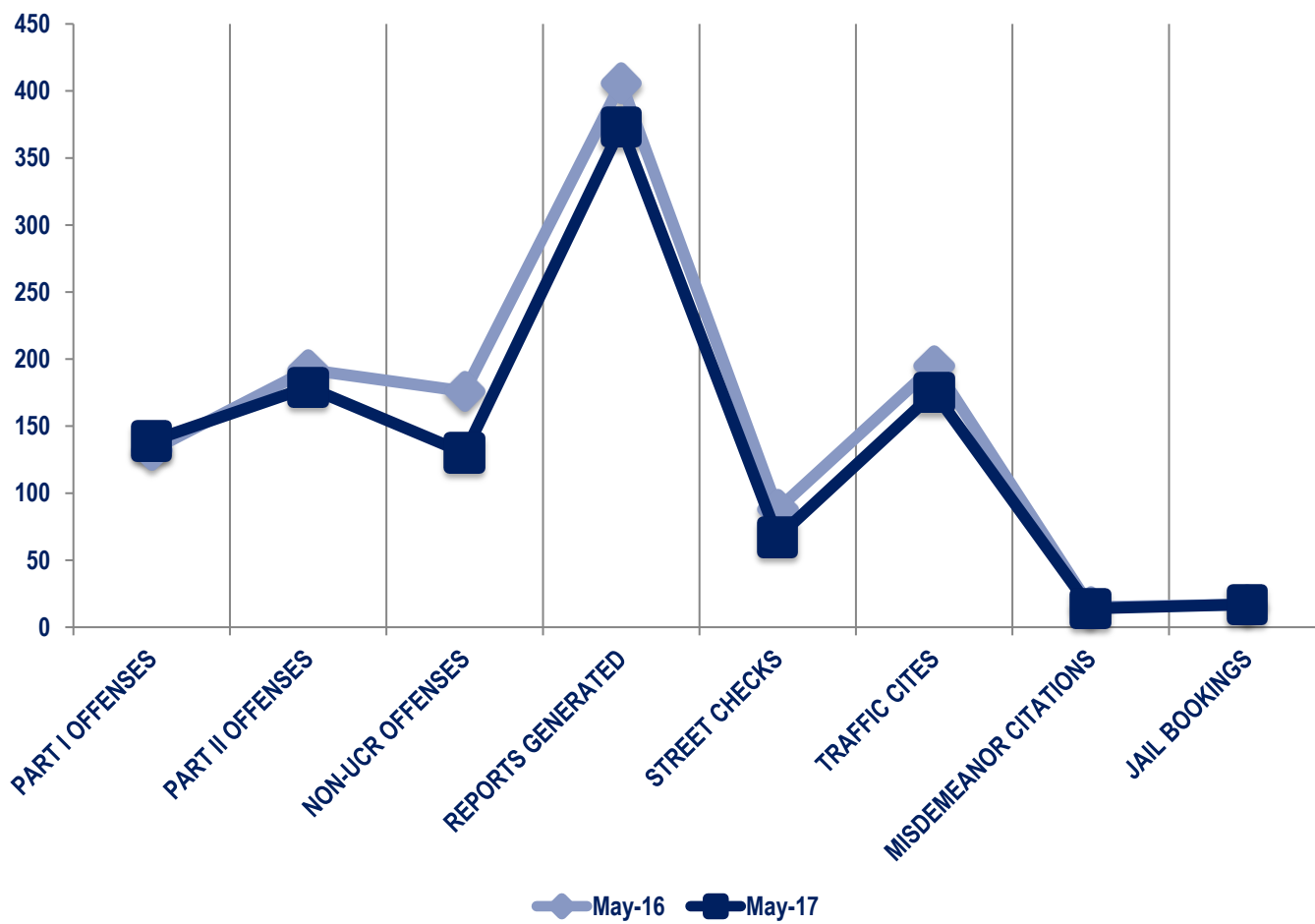


Other Event Totals



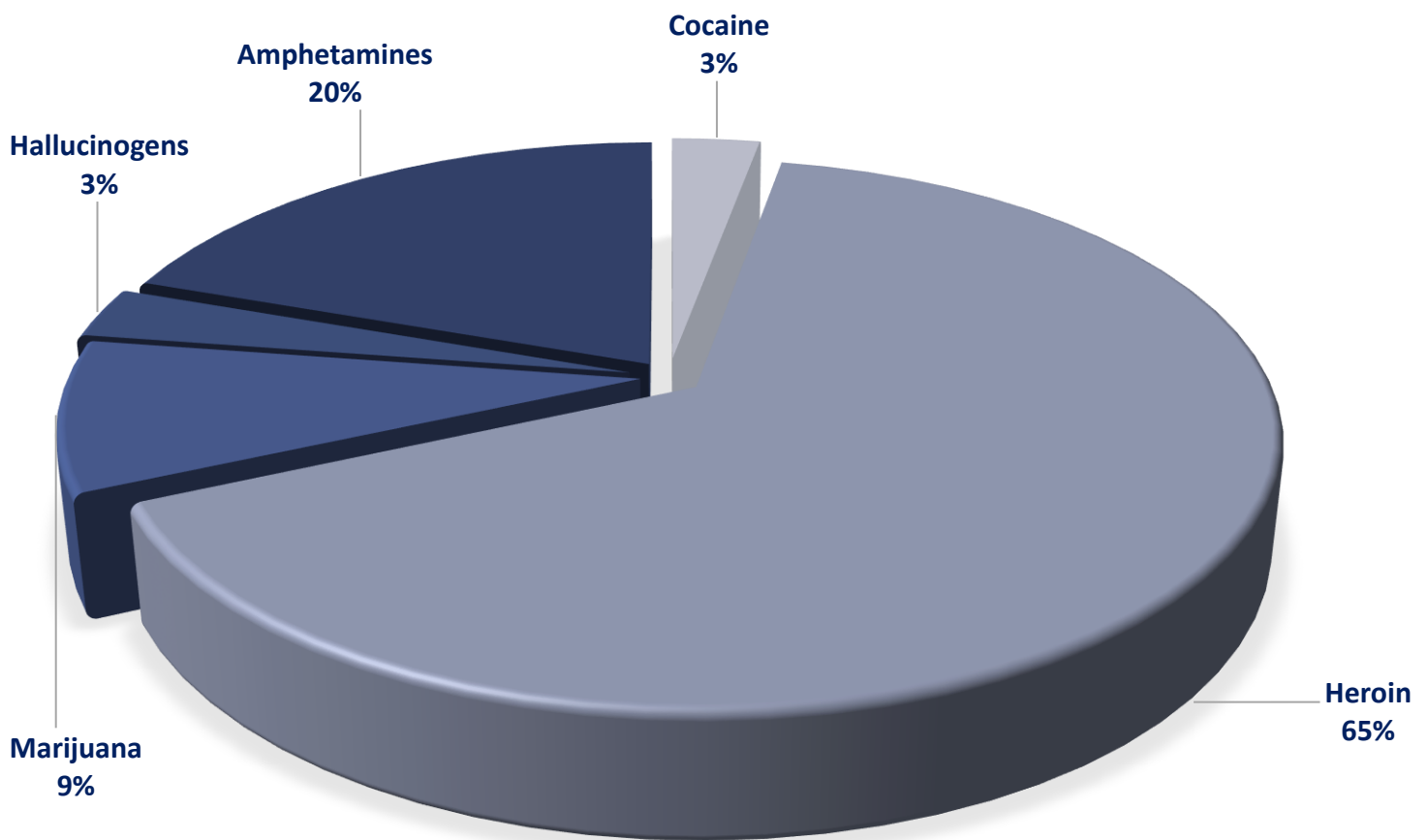
Combined Offense/Event Trends

	MAY 16	MAY 17
Part I Offenses	132	139
Part II Offenses	192	179
NonUCR Offenses	176	130
Reports Generated	406	373
Street Checks	88	67
Traffic Citations	195	175
Misdemeanor Citations	15	14
Jail Bookings	17	17

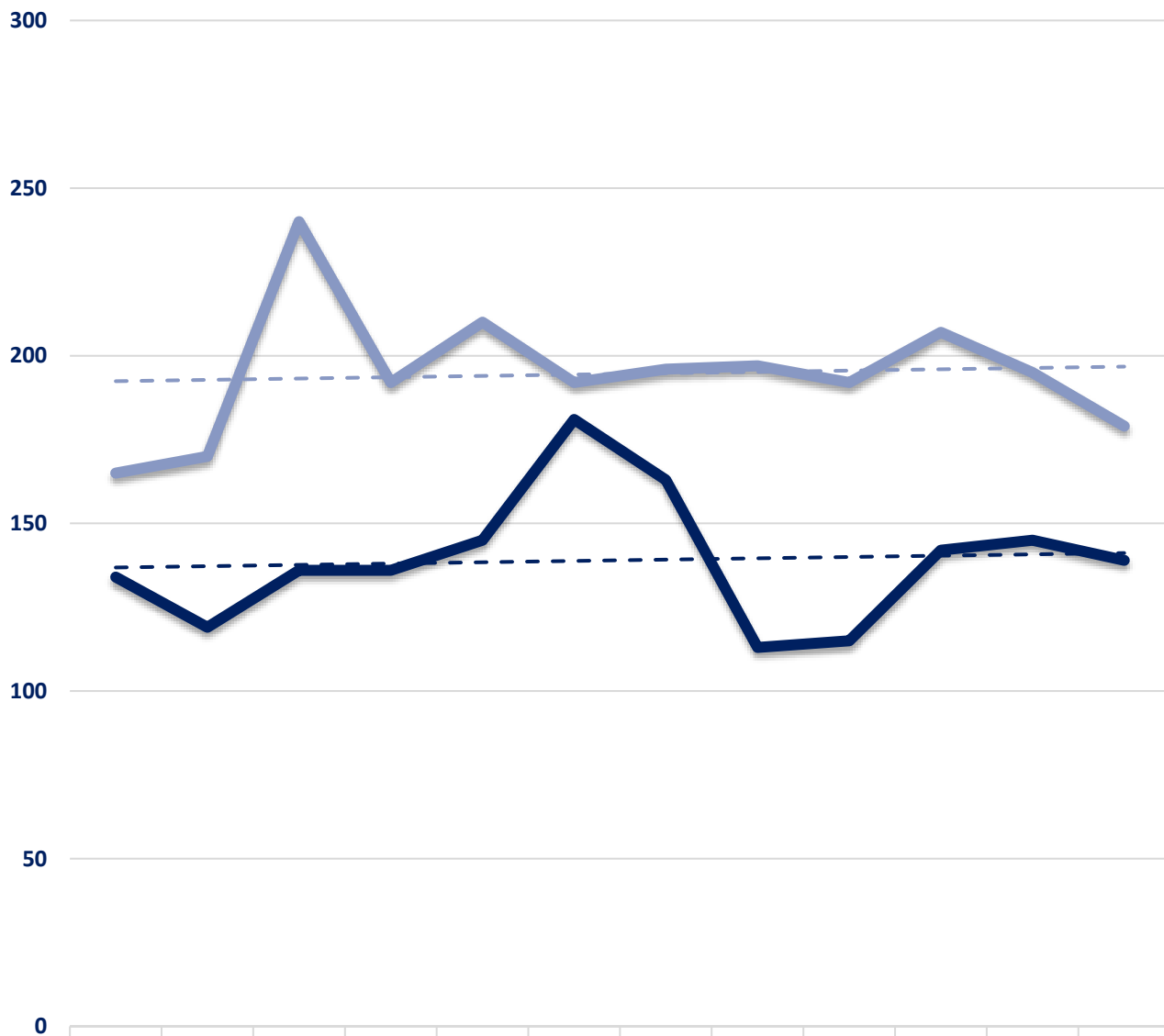


Seized Drugs

TYPE	DOSES	STREET VALUE
Cocaine	8.0	\$ 80.00
Heroin	180.0	\$ 1,800.00
Marijuana	24.7	\$ 148.15
Hallucinogens	8.3	\$ 16.58
Amphetamines	54.0	\$ 540.00
TOTAL	275.0	\$ 2,584.73



Part I & II Offenses - One Year



	JUN 16	JUL 16	AUG 16	SEP 16	OCT 16	NOV 16	DEC 16	JAN 17	FEB 17	MAR 17	APR 17	MAY 17
PART I	134	119	136	136	145	181	163	113	115	142	145	139
PART II	165	170	240	192	210	192	196	197	192	207	195	179

— **PART I**
 — **PART II**
 - - - Part I Linear Forecast
 - - - Part II Linear Forecast