



CITY COUNCIL DISTRICT #4

MONTHLY OFFENSE SUMMARY

JANUARY 2017

These figures represent preliminary counts of original Police Incident Reports and include all offenses within the above listed City Council District only. Full statistical analysis to determine the confidence level of this data has not been performed. The results contained herein are approximate in relation to the listed area and may not fully coincide with data shown in other areas of SLCPD's Crime Statistics page such as Calls for Service, Crimes Trending, and Crime Reports due to and reflective of departmental procedures that were in place at the time the event occurred and the date this data was compiled. Results displayed are not distinguished as attempted or completed crimes, do not include other calls for police service, and only represent police service where a report was made. Police Incident Reports are classified by primary offense categories as defined by the Uniform Crime Reporting (UCR) system. However, data is not subjected to any other standards set forth under UCR. Although every reasonable verification effort is made, the accuracy of any data is subject to the constraints of the report generation process as well as the manner, format, and point in time of any query.

PART I OFFENSES:	Chosen by the FBI as Part I Offenses because they are serious crimes that occur with regularity in all areas of the country and are likely to be reported to Police.
PART II OFFENSES:	All other crimes other than the eight Part I Offenses. The Uniform Crime Reporting Program gathers only arrest data for Part II Offenses, however, SLCPD results displayed in this document display all Part II Offenses, regardless of the presence of arrest data.
ALL OTHER OFFENSES:	Under the Part II Offense section, 'All Other Offenses' include Peeping Tom, Trespass, Kidnap/Abduction, Pornography, Extortion/Blackmail, Bribery, Warrants, Sexual Offenses, Obstruction, Public Peace, and Hit & Run.
NON-UCR OFFENSES:	Non-UCR Offenses include reports for all other offenses not classified as a Part I or Part II Offense. Results displayed separate some of these offenses such as Ambulance Calls, Deaths, Missing Persons, Suicides, Suspicious Activity, and Traffic Accidents.
ALL OTHER NON-UCR:	Under the Non-UCR category, 'All Other' include the remainder of offenses not classified as Part I or Part II and not separated from the Non-UCR Offenses. These include things such as Loud Parties, Barking Dogs, Mentally Ill Subjects, Citizen Assistance, etc.
LOW NUMBER OFFENSES:	On page two, in the interest of space and allowing for easier viewing, the category titled 'Low Number Offenses' include Part I and Part II Offenses from page one that have totals under the amount of 45.

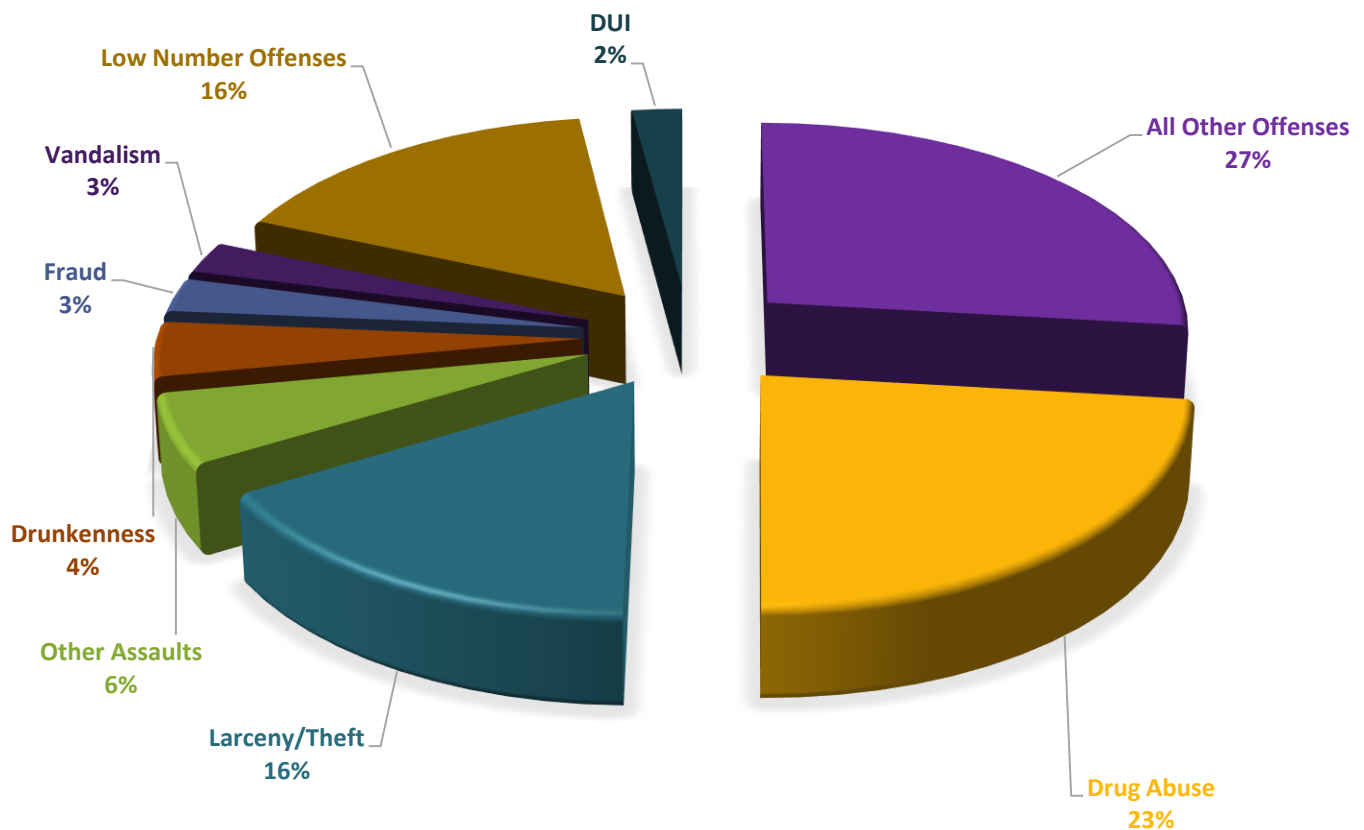


Offenses

PART I OFFENSES	OFFENSE	JAN 16	JAN 17	OFFENSE	JAN 16	JAN 17
	Homicide	0	1	Other Assaults	123	107
	Sexual Assault	5	5	Forgery/Counterfeit	16	21
	Robbery	14	24	Fraud	52	51
	Aggravated Assault	14	20	Embezzlement	3	0
	Burglary	28	35	Stolen Property	12	15
	Larceny/Theft	267	314	Vandalism	59	48
	Motor Vehicle Theft	31	26	Weapons	20	8
	Arson	1	0	Prostitution	5	6
PART II OFFENSES	PART I TOTALS	360	425	Sex Offenses	7	7
	Ambulance Calls	97	101	Drug Abuse	493	451
	Deaths	11	6	Gambling	1	0
	Missing Persons	13	11	Family Offenses	35	47
	Suicides	1	0	DUI	39	41
	Suspicious Activity	34	24	Liquor Laws	25	24
	Traffic Accidents	118	143	Drunkenness	72	83
	All Other	454	493	Disorderly Conduct	34	25
	NON-UCR TOTALS	728	778	All Other Offenses	566	517
TOTALS	PART I OFFENSES	360	425	Curfew/Loitering	0	0
	PART II OFFENSES	1573	1462	Runaway	11	11
	NON-UCR OFFENSES	728	778	PART II TOTALS	1573	1462
	TOTAL	2661	2665			

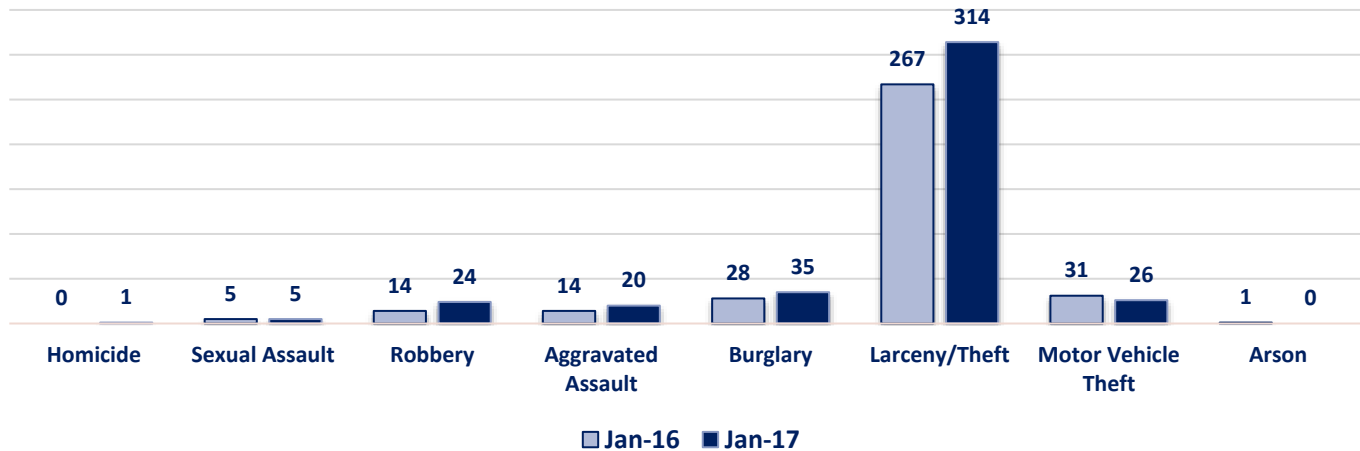


January 2017 - Part I & Part II Offense Percentages

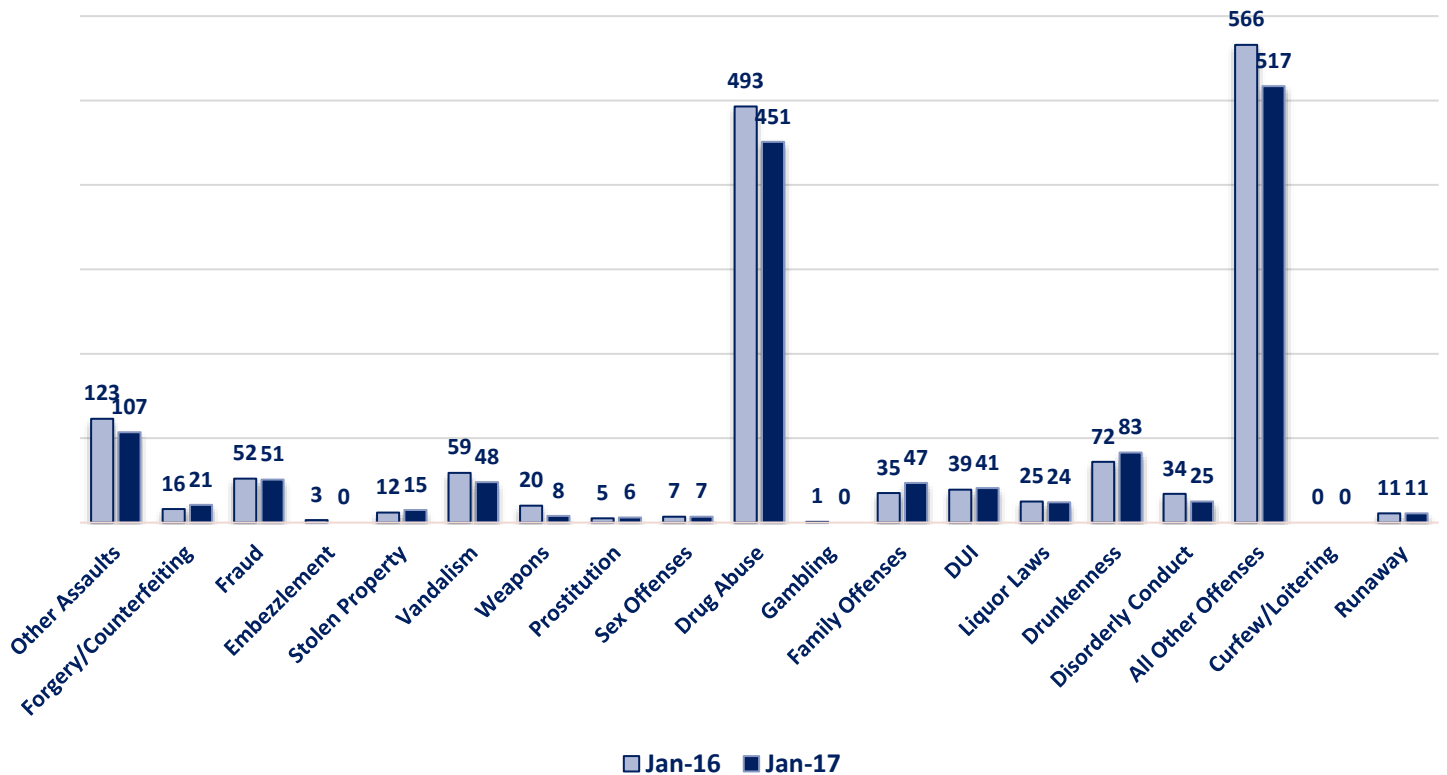




Part I Offenses

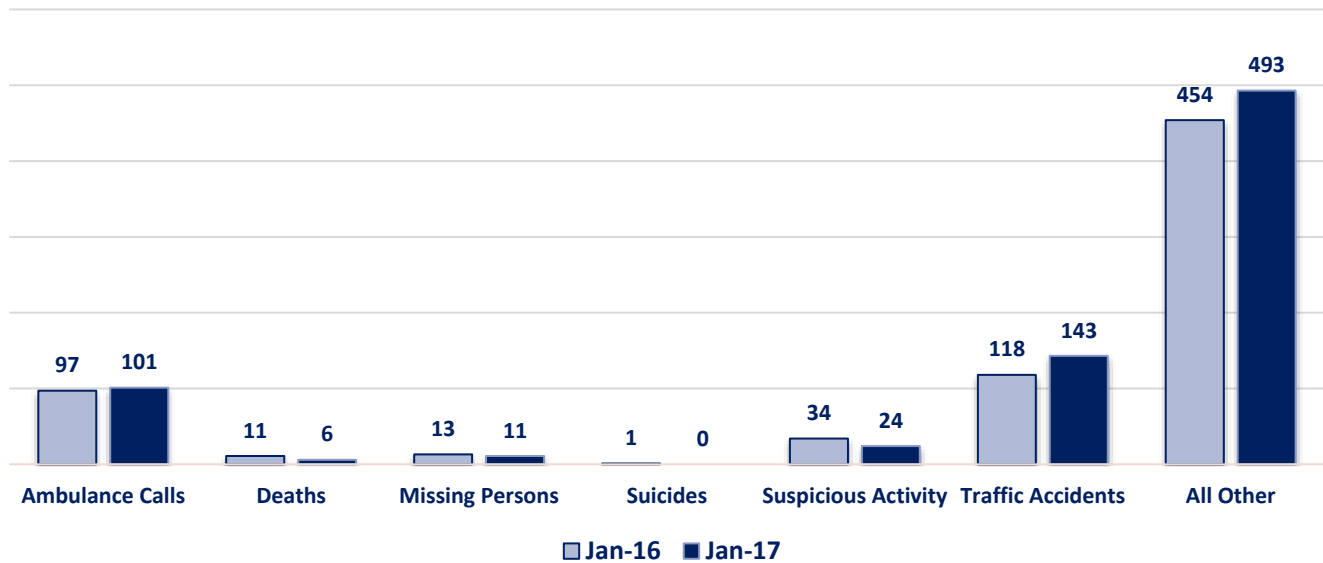


Part II Offenses

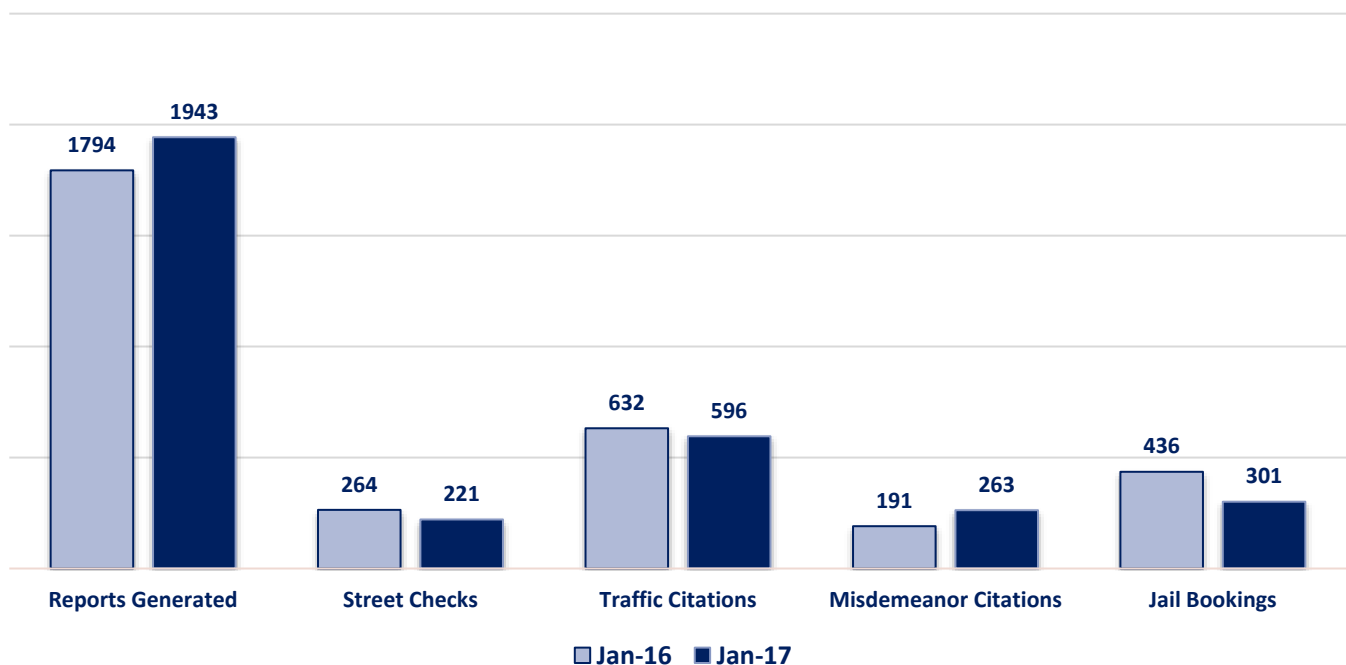




Non-UCR Offenses



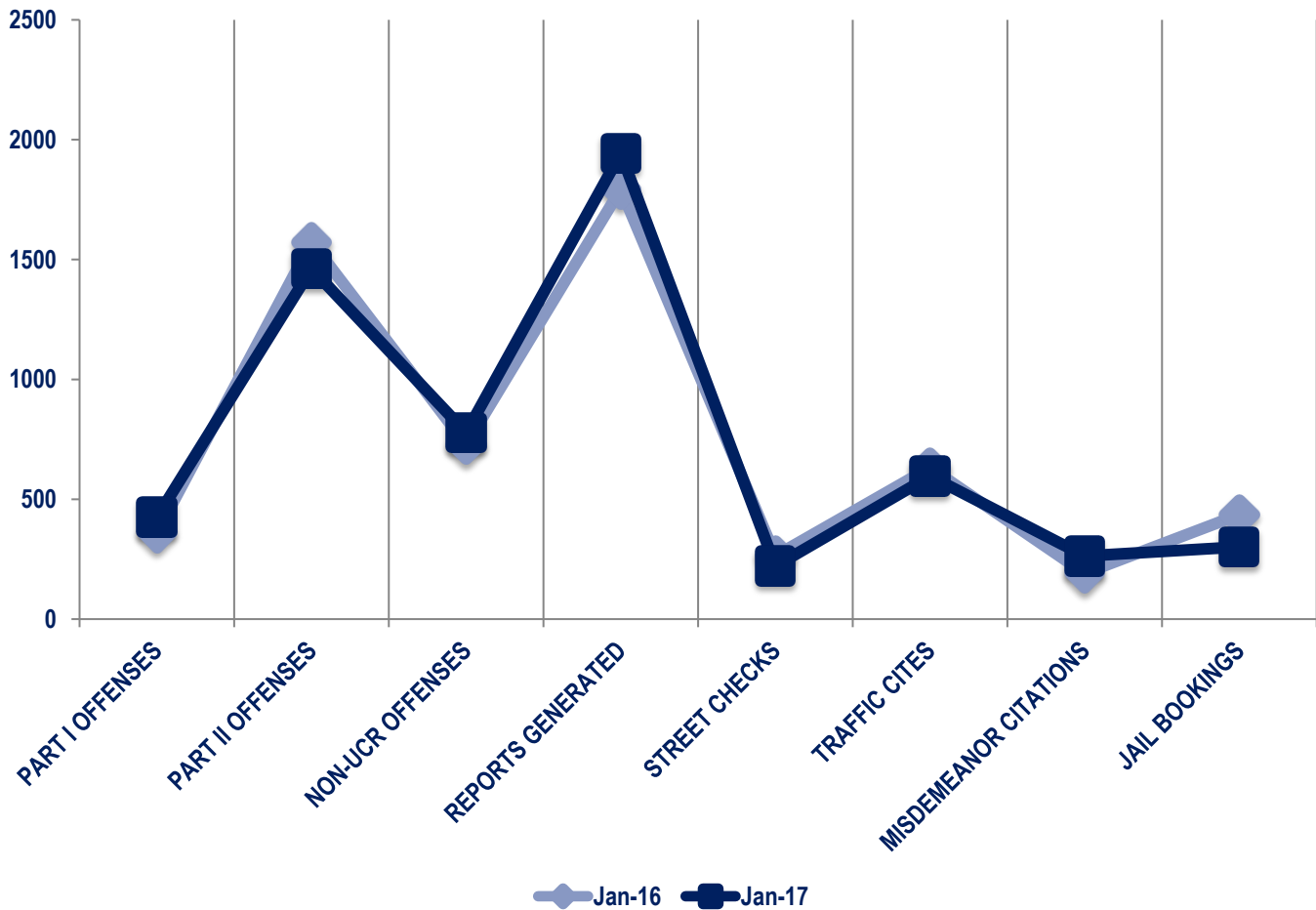
Other Event Totals





Combined Offense/Event Trends

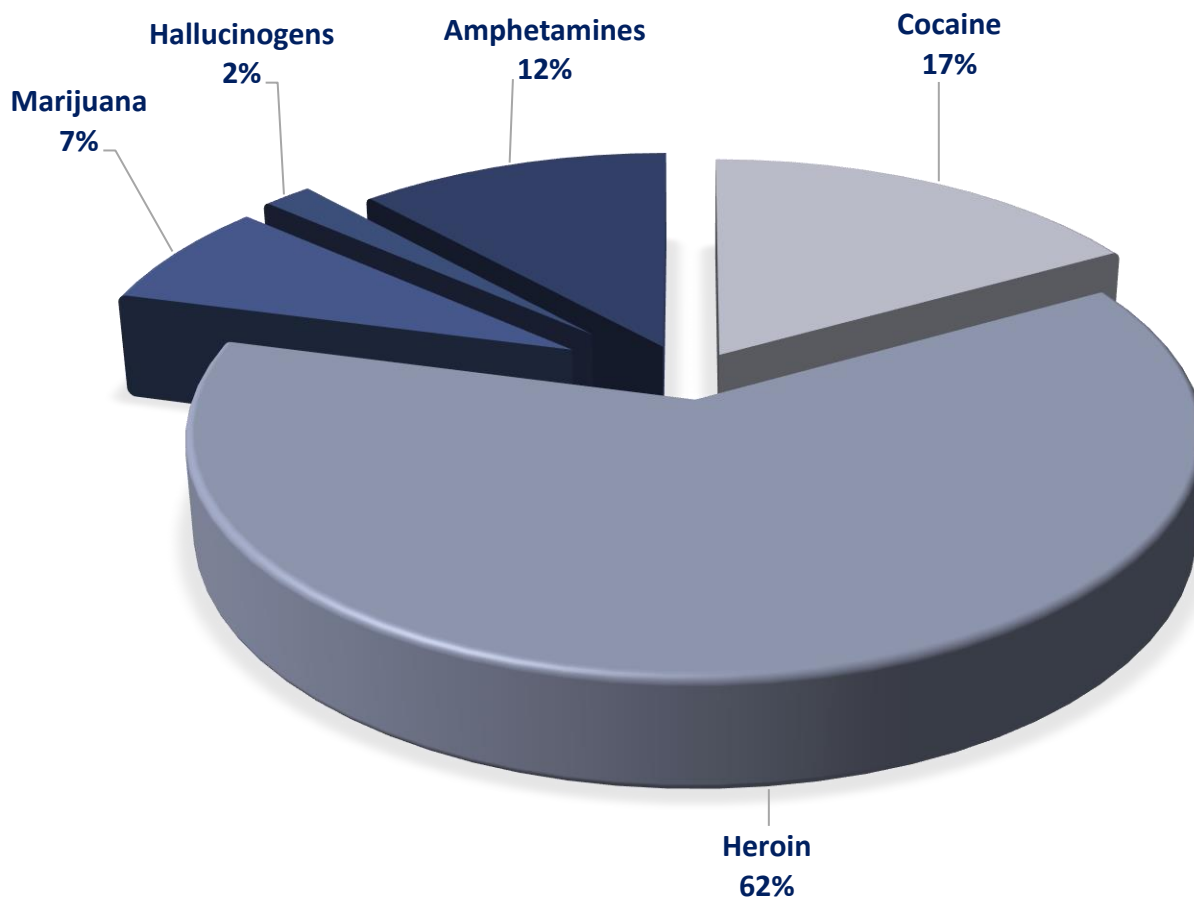
	JAN 16	JAN 17
Part I Offenses	360	425
Part II Offenses	1573	1462
NonUCR Offenses	728	778
Reports Generated	1794	1943
Street Checks	264	221
Traffic Citations	632	596
Misdemeanor Citations	191	263
Jail Bookings	436	301





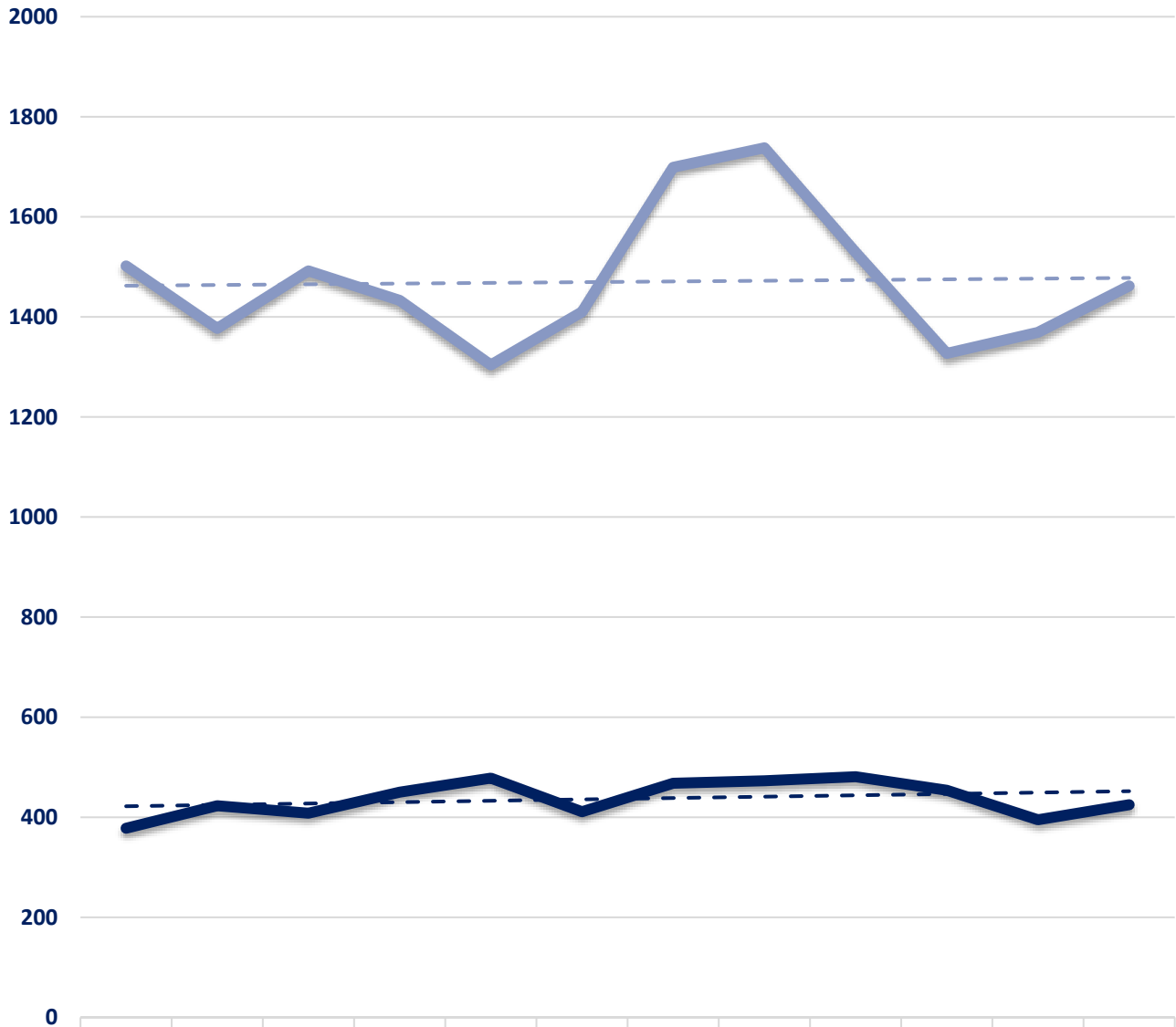
Seized Drugs

TYPE	DOSES	STREET VALUE
Cocaine	2276.2	\$ 22,762.00
Heroin	8400.1	\$ 84,000.70
Marijuana	984.2	\$ 5,905.34
Hallucinogens	250.3	\$ 500.64
Amphetamines	1585.4	\$ 15,853.95
TOTAL	13496.2	\$ 129,022.63





Part I & II Offenses - One Year



	FEB 16	MAR 16	APR 16	MAY 16	JUN 16	JUL 16	AUG 16	SEP 16	OCT 16	NOV 16	DEC 16	JAN 17
PART I	378	423	408	450	478	411	468	473	481	454	395	425
PART II	1502	1377	1492	1433	1304	1410	1699	1738	1529	1327	1369	1462

— PART I — PART II - - - Part I Linear Forecast - - - Part II Linear Forecast