



## CITY COUNCIL DISTRICT #4

### MONTHLY OFFENSE SUMMARY

MAY 2017

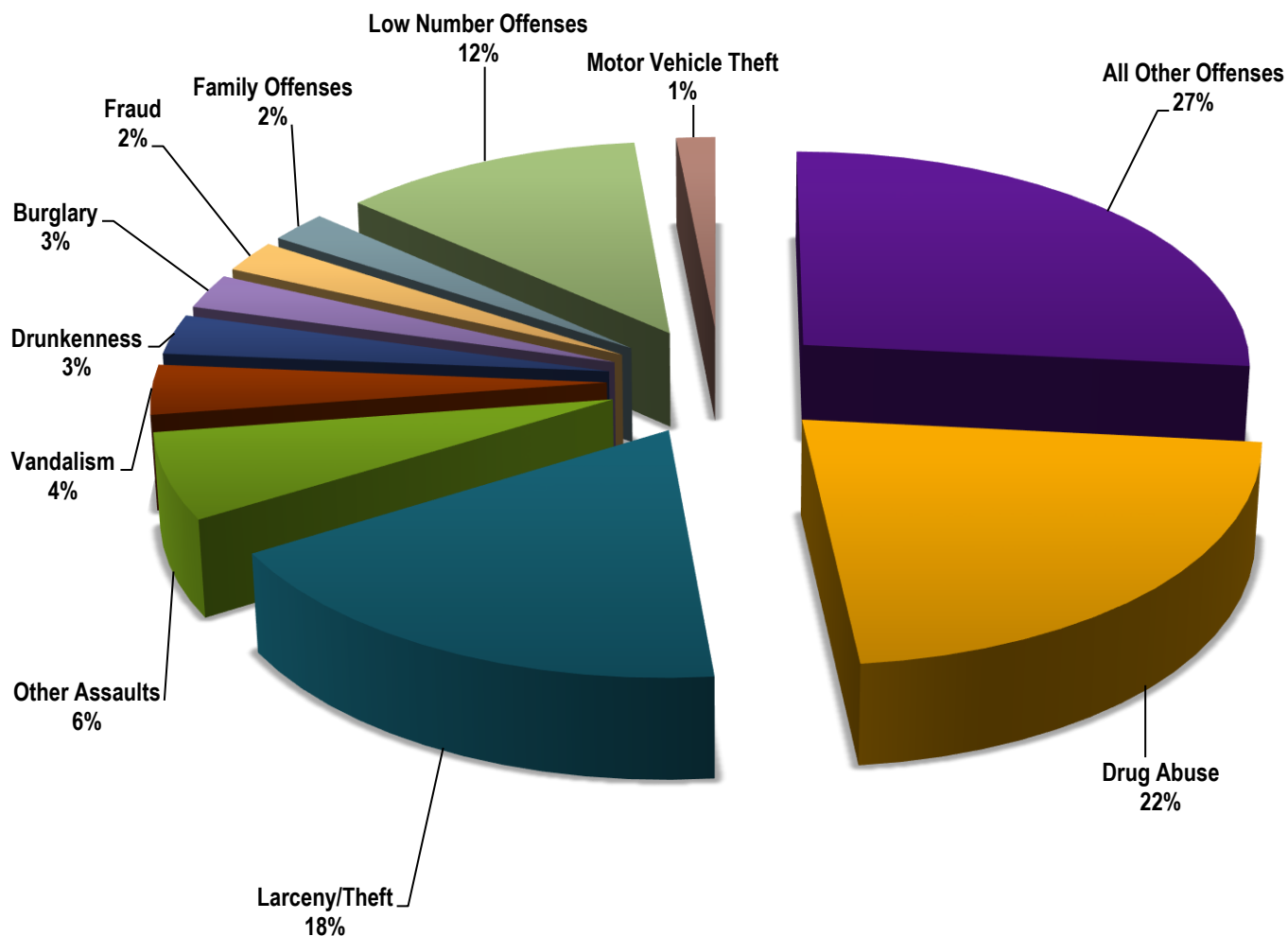
These figures represent preliminary counts of original Police Incident Reports and include all offenses within the above listed City Council District only. Full statistical analysis to determine the confidence level of this data has not been performed. The results contained herein are approximate in relation to the listed area and may not fully coincide with data shown in other areas of SLCPD's Crime Statistics page such as Calls for Service, Crimes Trending, and Crime Reports due to and reflective of departmental procedures that were in place at the time the event occurred and the date this data was compiled. Results displayed are not distinguished as attempted or completed crimes, do not include other calls for police service, and only represent police service where a report was made. Police Incident Reports are classified by primary offense categories as defined by the Uniform Crime Reporting (UCR) system. However, data is not subjected to any other standards set forth under UCR. Although every reasonable verification effort is made, the accuracy of any data is subject to the constraints of the report generation process as well as the manner, format, and point in time of any query.

<b>PART I OFFENSES:</b>	Chosen by the FBI as Part I Offenses because they are serious crimes that occur with regularity in all areas of the country and are likely to be reported to Police.
<b>PART II OFFENSES:</b>	All other crimes other than the eight Part I Offenses. The Uniform Crime Reporting Program gathers only arrest data for Part II Offenses, however, SLCPD results displayed in this document display all Part II Offenses, regardless of the presence of arrest data.
<b>ALL OTHER OFFENSES:</b>	Under the Part II Offense section, 'All Other Offenses' include Peeping Tom, Trespass, Kidnap/Abduction, Pornography, Extortion/Blackmail, Bribery, Warrants, Sexual Offenses, Obstruction, Public Peace, and Hit & Run.
<b>NON-UCR OFFENSES:</b>	Non-UCR Offenses include reports for all other offenses not classified as a Part I or Part II Offense. Results displayed separate some of these offenses such as Ambulance Calls, Deaths, Missing Persons, Suicides, Suspicious Activity, and Traffic Accidents.
<b>ALL OTHER NON-UCR:</b>	Under the Non-UCR category, 'All Other' include the remainder of offenses not classified as Part I or Part II and not separated from the Non-UCR Offenses. These include things such as Loud Parties, Barking Dogs, Mentally Ill Subjects, Citizen Assistance, etc.
<b>LOW NUMBER OFFENSES:</b>	On page two, in the interest of space and allowing for easier viewing, the category titled 'Low Number Offenses' include Part I and Part II Offenses from page one that have totals under the amount of 35.

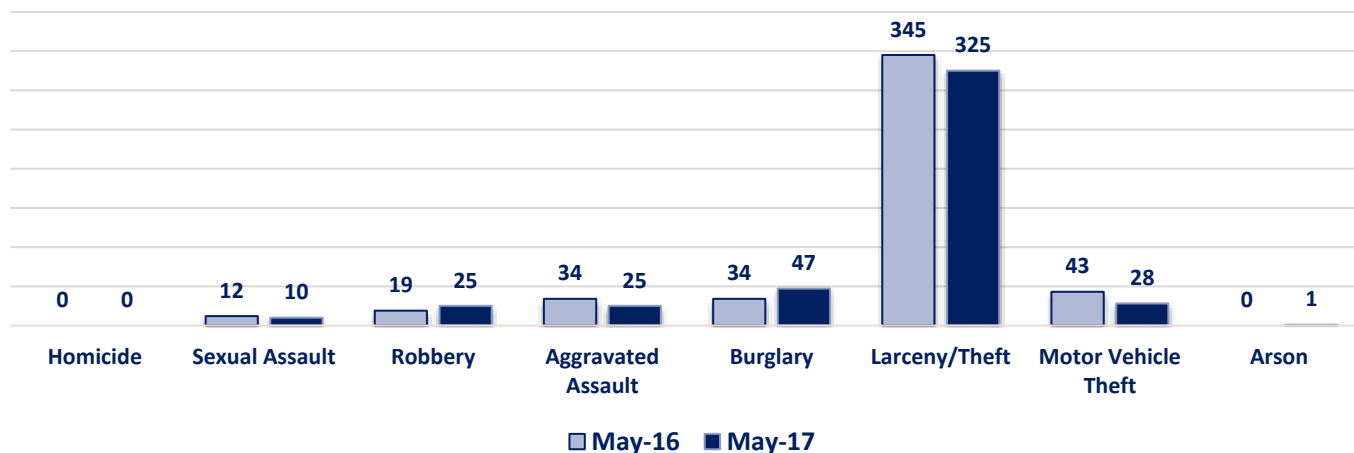
## Offenses

PART I OFFENSES	OFFENSE	MAY 16	MAY 17	OFFENSE	MAY 16	MAY 17	PART II OFFENSES
	Homicide	0	0	Other Assaults	155	116	
	Sexual Assault	12	10	Forgery/Counterfeit	18	23	
	Robbery	19	25	Fraud	47	43	
	Aggravated Assault	34	25	Embezzlement	1	1	
	Burglary	34	47	Stolen Property	6	10	
	Larceny/Theft	345	325	Vandalism	65	67	
	Motor Vehicle Theft	43	28	Weapons	12	15	
	Arson	0	1	Prostitution	3	14	
	PART I TOTALS	487	461	Sex Offenses	12	4	
NON-UCR OFFENSES	Ambulance Calls	78	65	Drug Abuse	468	397	
	Deaths	12	7	Gambling	0	0	
	Missing Persons	20	17	Family Offenses	63	42	
	Suicides	1	0	DUI	19	33	
	Suspicious Activity	18	25	Liquor Laws	33	27	
	Traffic Accidents	120	145	Drunkenness	62	54	
	All Other	483	427	Disorderly Conduct	25	26	
	NON-UCR TOTALS	732	686	All Other Offenses	500	484	
TOTALS	PART I OFFENSES	487	461	Curfew/Loitering	2	0	
	PART II OFFENSES	1505	1364	Runaway	14	8	
	NON-UCR OFFENSES	732	686	PART II TOTALS	1505	1364	
	TOTAL	2724	2511				

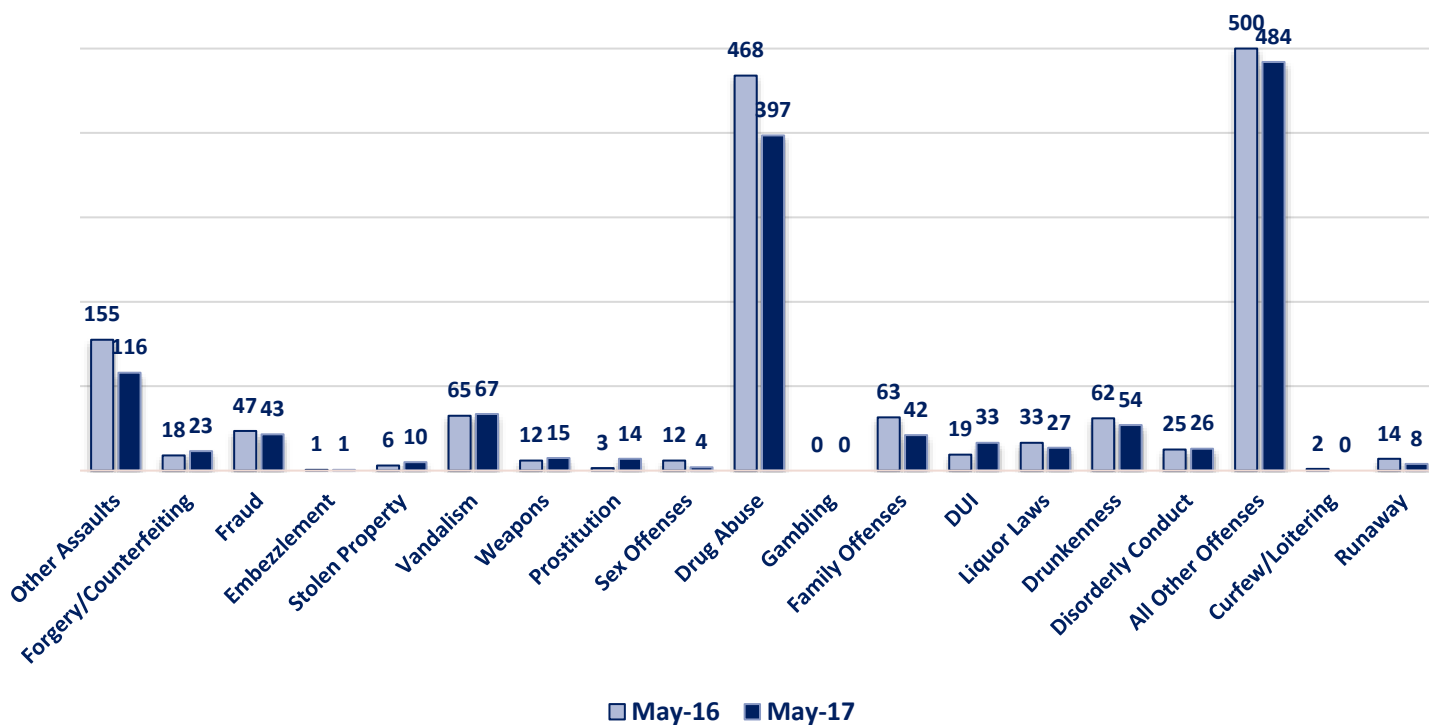
## May 2017 - Part I & II Offense Percentages



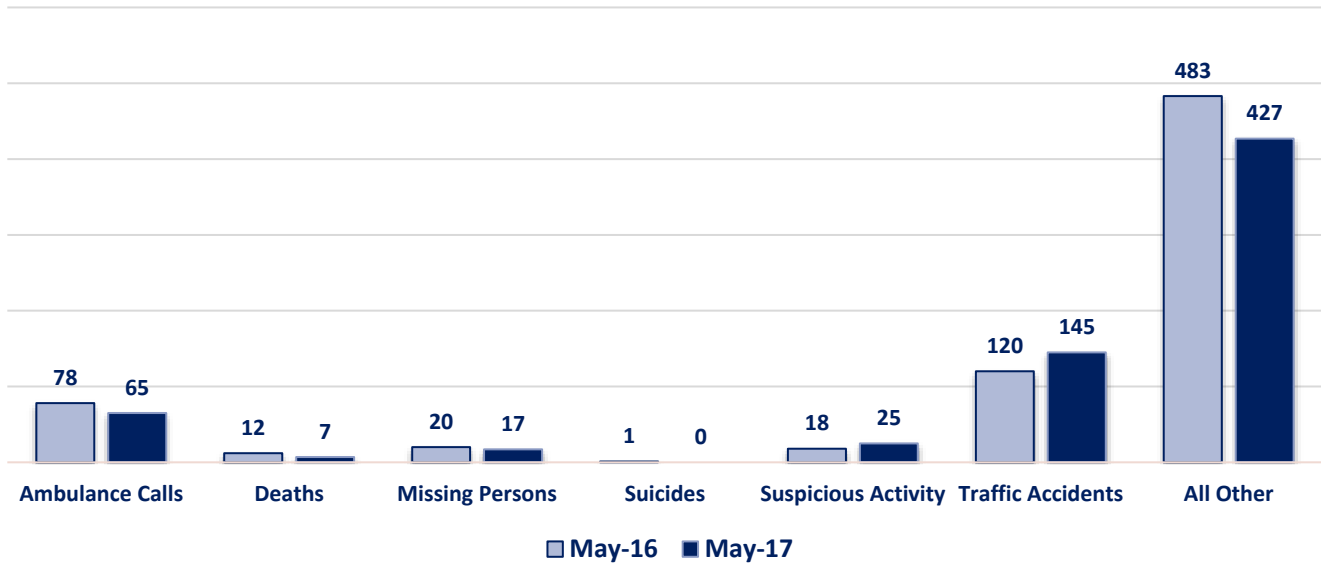
### Part I Offenses



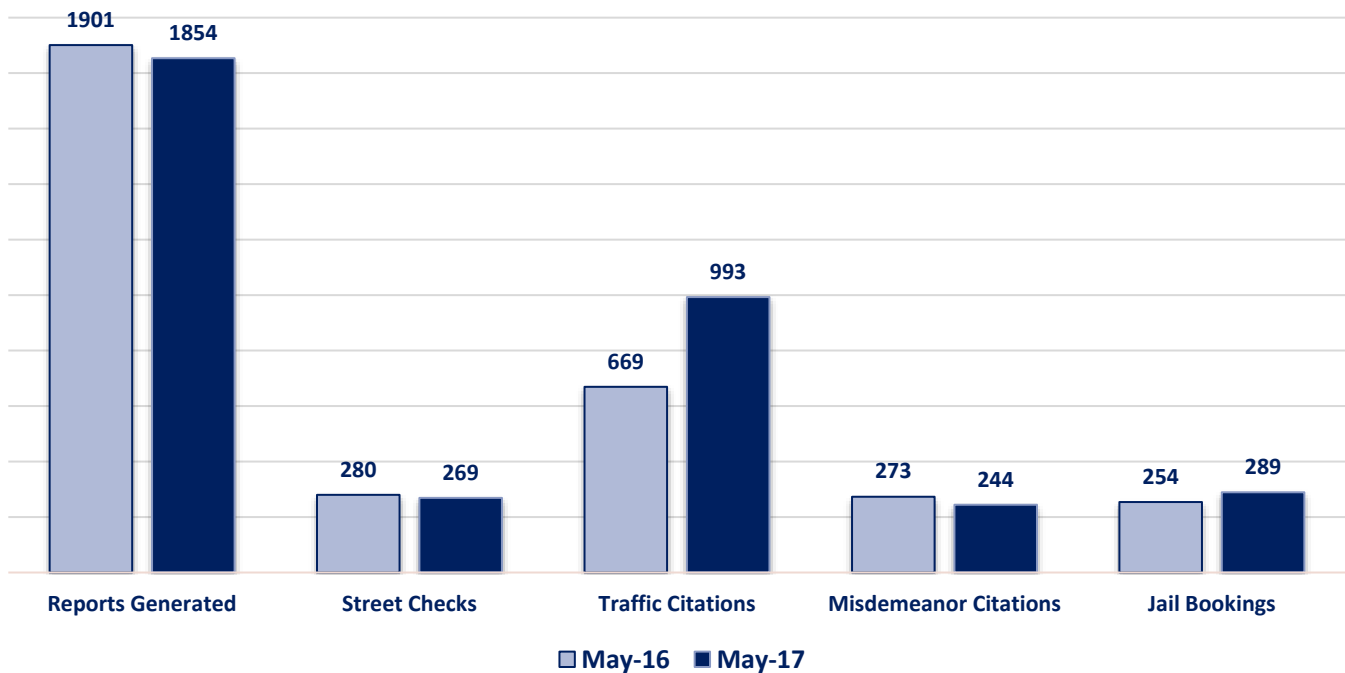
### Part II Offenses



### Non-UCR Offenses

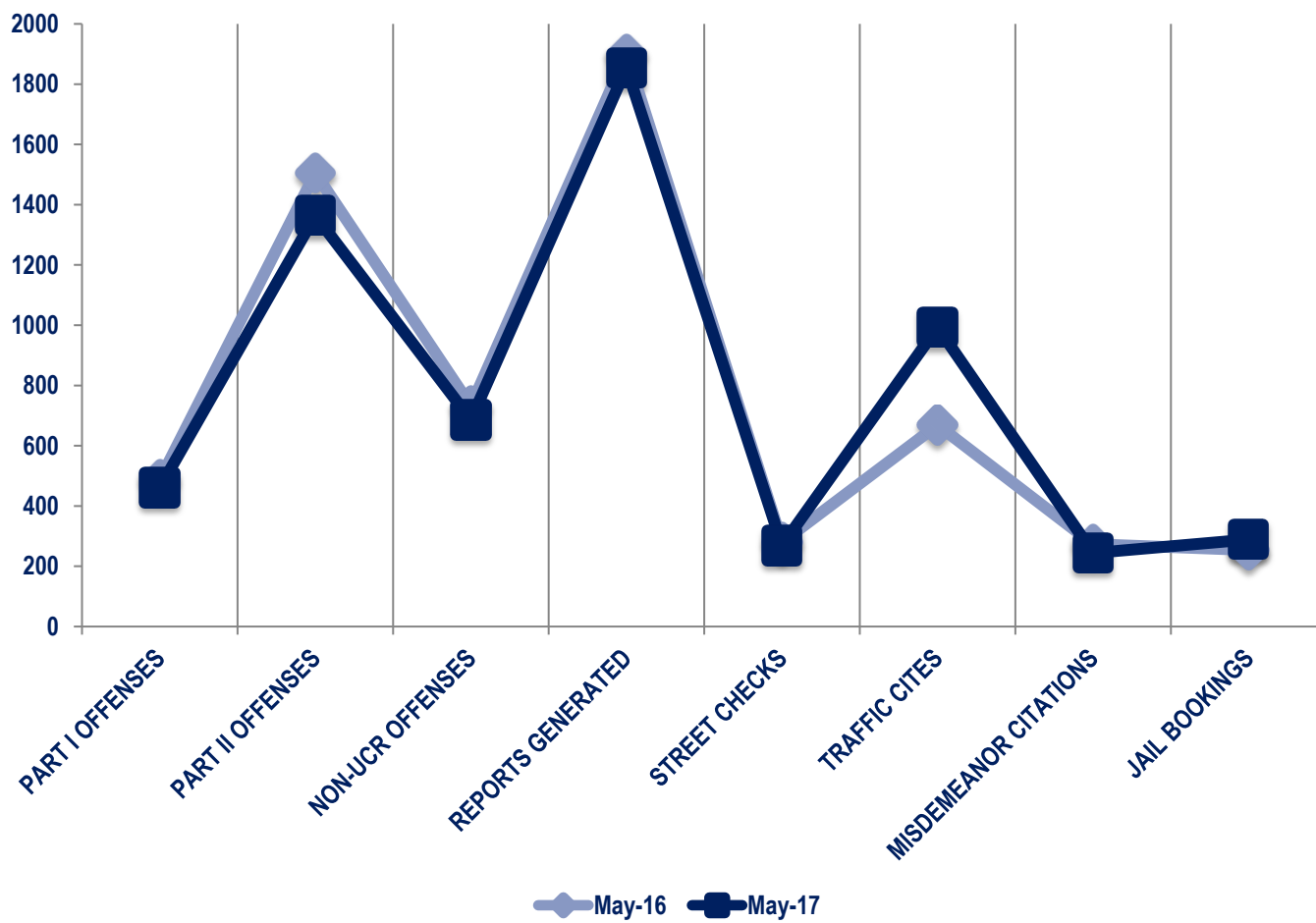


### Other Event Totals



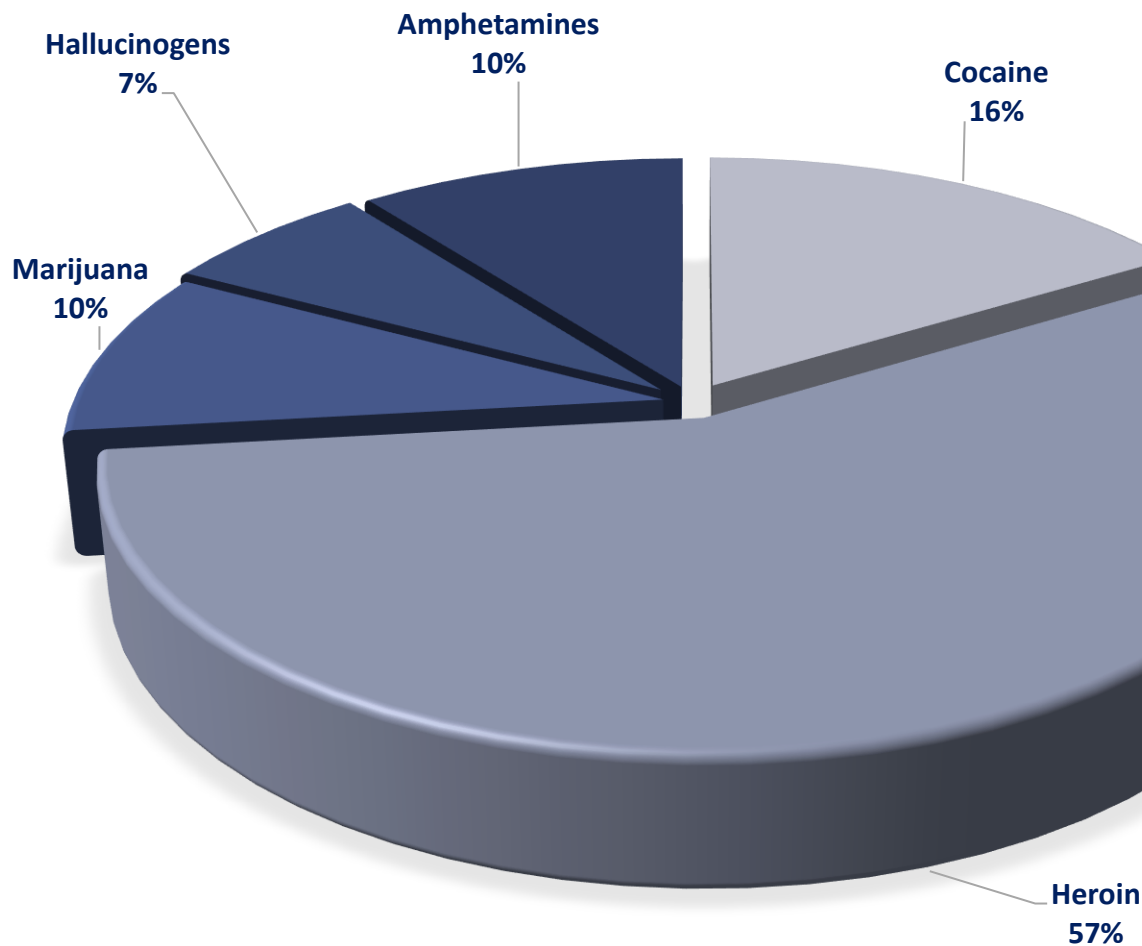
### Combined Offense/Event Trends

	MAY 16	MAY 17
<b>Part I Offenses</b>	487	461
<b>Part II Offenses</b>	1505	1364
<b>NonUCR Offenses</b>	732	686
<b>Reports Generated</b>	1901	1854
<b>Street Checks</b>	280	269
<b>Traffic Citations</b>	669	993
<b>Misdemeanor Citations</b>	273	244
<b>Jail Bookings</b>	254	289



### Seized Drugs

TYPE	DOSES	STREET VALUE
Cocaine	1391.8	\$ 13,918.00
Heroin	4841.3	\$ 48,413.45
Marijuana	814.7	\$ 4,888.10
Hallucinogens	575.3	\$ 1,150.57
Amphetamines	890.0	\$ 8,900.28
<b>TOTAL</b>	<b>8513.1</b>	<b>\$ 77,270.39</b>



### Part I & II Offenses - One Year

