



CITY COUNCIL DISTRICT #5

MONTHLY OFFENSE SUMMARY

APRIL 2017

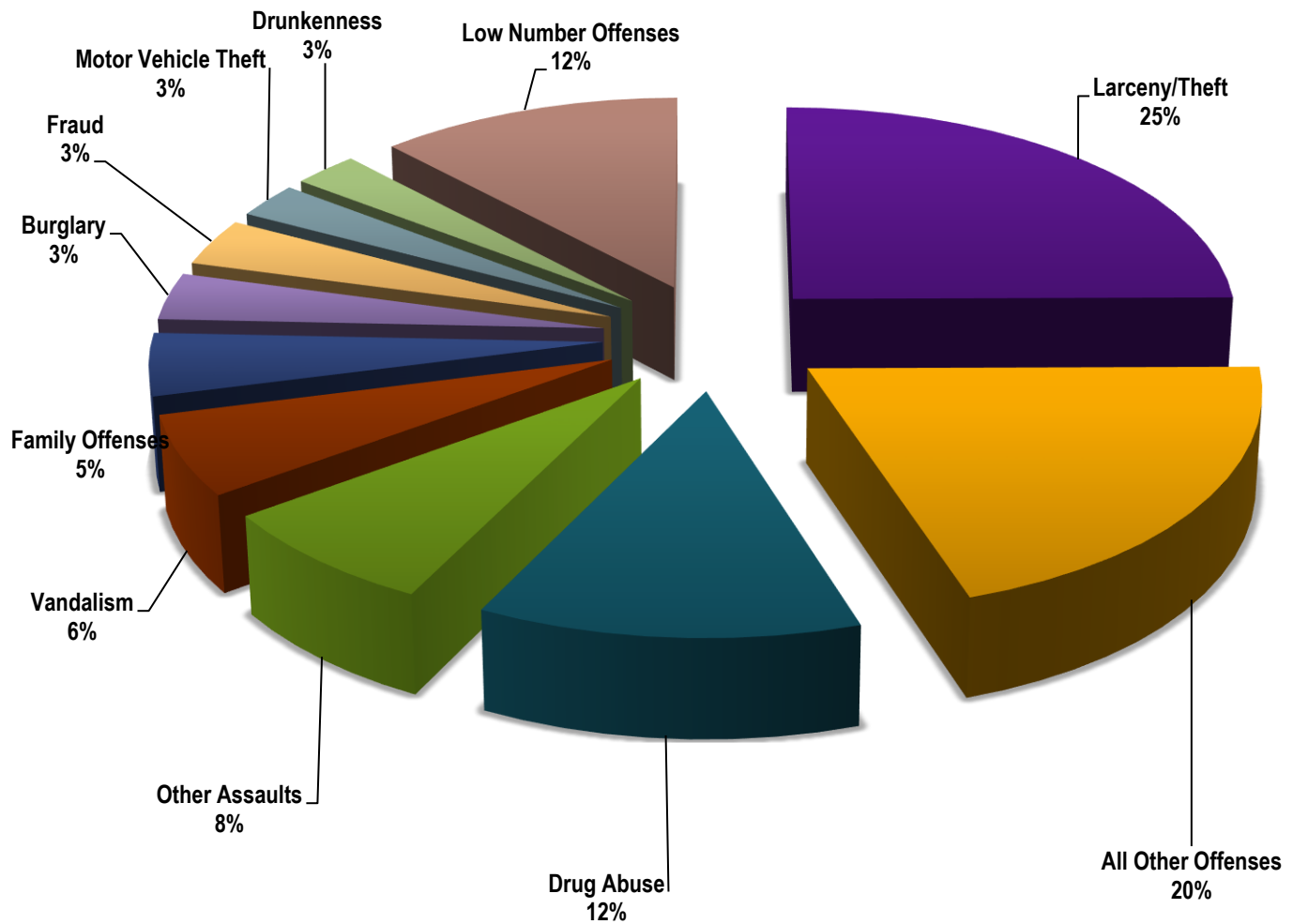
These figures represent preliminary counts of original Police Incident Reports and include all offenses within the above listed City Council District only. Full statistical analysis to determine the confidence level of this data has not been performed. The results contained herein are approximate in relation to the listed area and may not fully coincide with data shown in other areas of SLCPD's Crime Statistics page such as Calls for Service, Crimes Trending, and Crime Reports due to and reflective of departmental procedures that were in place at the time the event occurred and the date this data was compiled. Results displayed are not distinguished as attempted or completed crimes, do not include other calls for police service, and only represent police service where a report was made. Police Incident Reports are classified by primary offense categories as defined by the Uniform Crime Reporting (UCR) system. However, data is not subjected to any other standards set forth under UCR. Although every reasonable verification effort is made, the accuracy of any data is subject to the constraints of the report generation process as well as the manner, format, and point in time of any query.

PART I OFFENSES:	Chosen by the FBI as Part I Offenses because they are serious crimes that occur with regularity in all areas of the country and are likely to be reported to Police.
PART II OFFENSES:	All other crimes other than the eight Part I Offenses. The Uniform Crime Reporting Program gathers only arrest data for Part II Offenses, however, SLCPD results displayed in this document display all Part II Offenses, regardless of the presence of arrest data.
ALL OTHER OFFENSES:	Under the Part II Offense section, 'All Other Offenses' include Peeping Tom, Trespass, Kidnap/Abduction, Pornography, Extortion/Blackmail, Bribery, Warrants, Sexual Offenses, Obstruction, Public Peace, and Hit & Run.
NON-UCR OFFENSES:	Non-UCR Offenses include reports for all other offenses not classified as a Part I or Part II Offense. Results displayed separate some of these offenses such as Ambulance Calls, Deaths, Missing Persons, Suicides, Suspicious Activity, and Traffic Accidents.
ALL OTHER NON-UCR:	Under the Non-UCR category, 'All Other' include the remainder of offenses not classified as Part I or Part II and not separated from the Non-UCR Offenses. These include things such as Loud Parties, Barking Dogs, Mentally Ill Subjects, Citizen Assistance, etc.
LOW NUMBER OFFENSES:	On page two, in the interest of space and allowing for easier viewing, the category titled 'Low Number Offenses' include Part I and Part II Offenses from page one that have totals under the amount of 20.

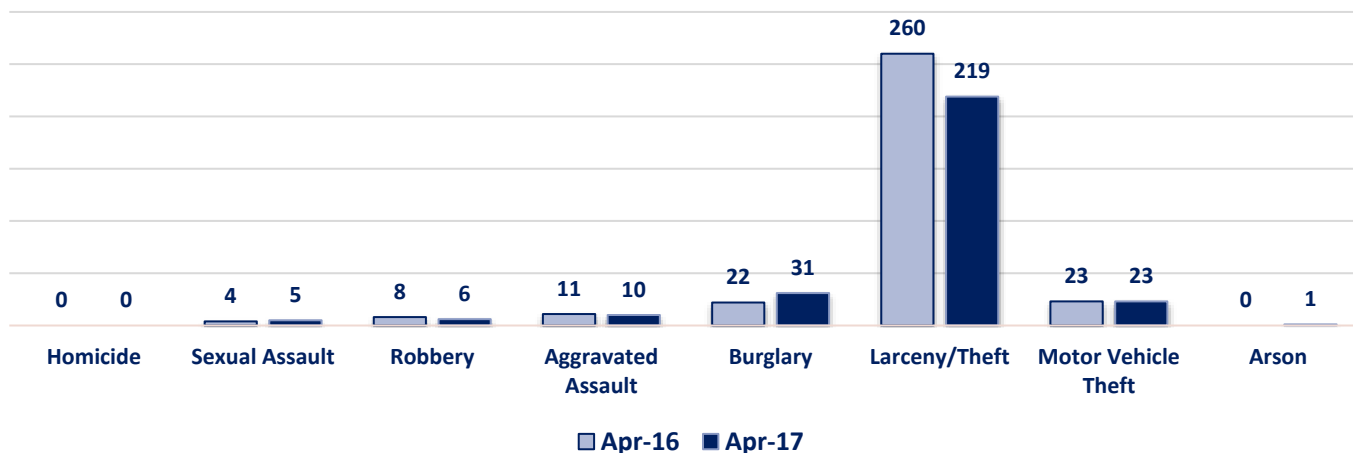
Offenses

PART I OFFENSES	OFFENSE	APR 16	APR 17	OFFENSE	APR 16	APR 17	PART II OFFENSES
	Homicide	0	0	Other Assaults	68	67	
	Sexual Assault	4	5	Forgery/Counterfeit	2	16	
	Robbery	8	6	Fraud	36	31	
	Aggravated Assault	11	10	Embezzlement	1	0	
	Burglary	22	31	Stolen Property	5	10	
	Larceny/Theft	260	219	Vandalism	47	53	
	Motor Vehicle Theft	23	23	Weapons	1	9	
	Arson	0	1	Prostitution	2	10	
NON-UCR OFFENSES	PART I TOTALS	328	295	Sex Offenses	1	2	
	Ambulance Calls	17	12	Drug Abuse	68	109	
	Deaths	2	4	Gambling	0	0	
	Missing Persons	4	6	Family Offenses	49	41	
	Suicides	2	2	DUI	6	18	
	Suspicious Activity	18	11	Liquor Laws	4	3	
	Traffic Accidents	64	37	Drunkenness	19	23	
	All Other	191	198	Disorderly Conduct	11	11	
	NON-UCR TOTALS	298	270	All Other Offenses	202	177	
TOTALS	PART I OFFENSES	328	295	Curfew/Loitering	0	1	
	PART II OFFENSES	528	585	Runaway	6	4	
	NON-UCR OFFENSES	298	270	PART II TOTALS	528	585	
TOTAL		1154	1150				

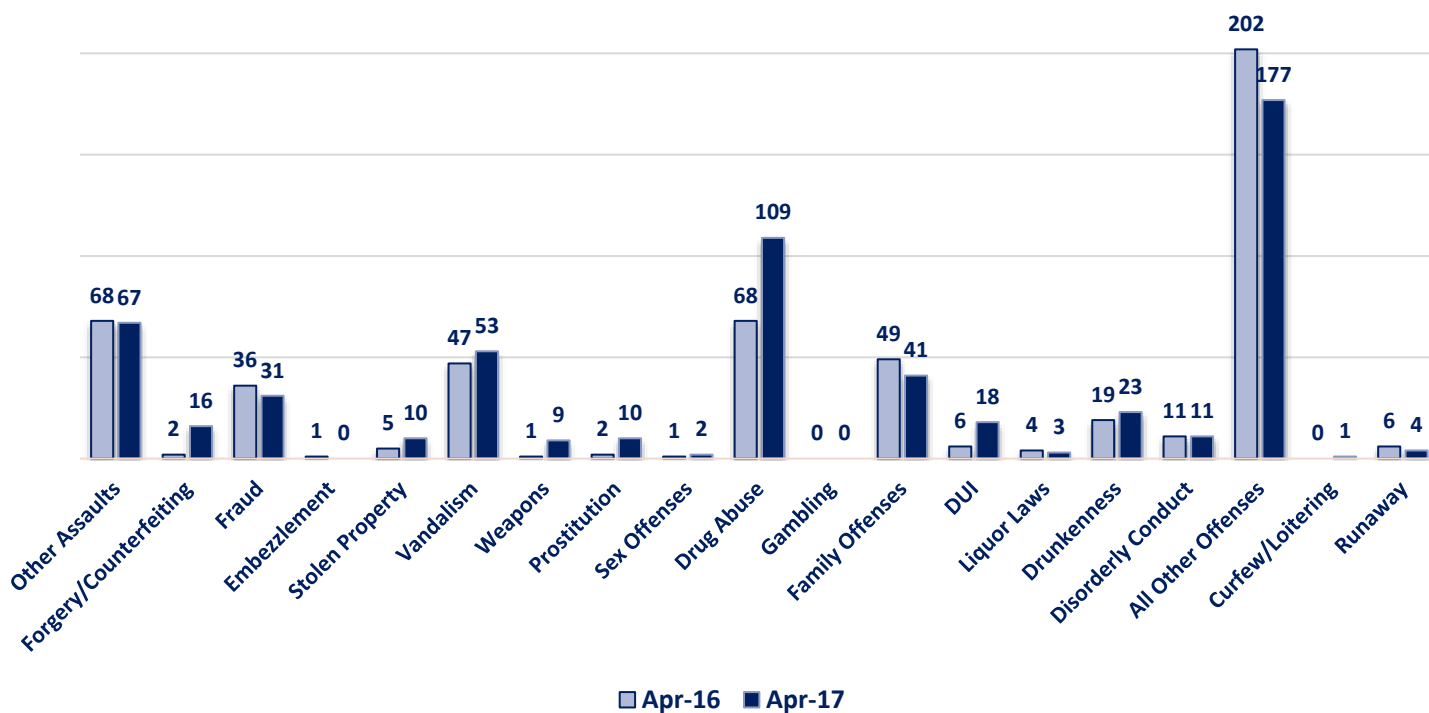
April 2017 - Part I & II Offense Percentages



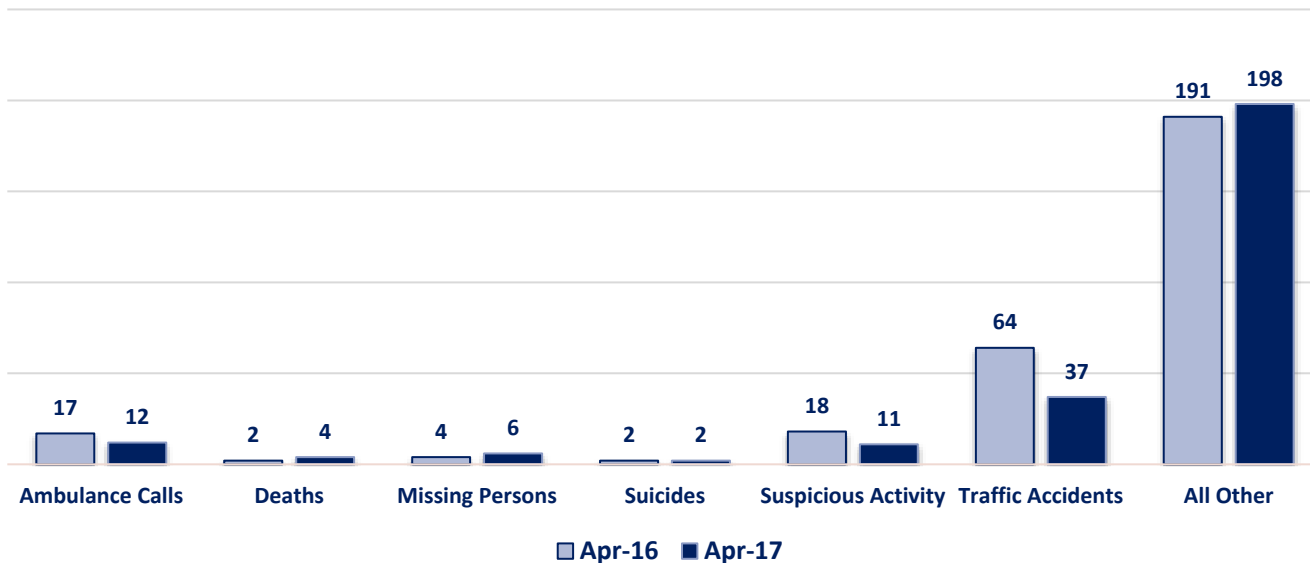
Part I Offenses



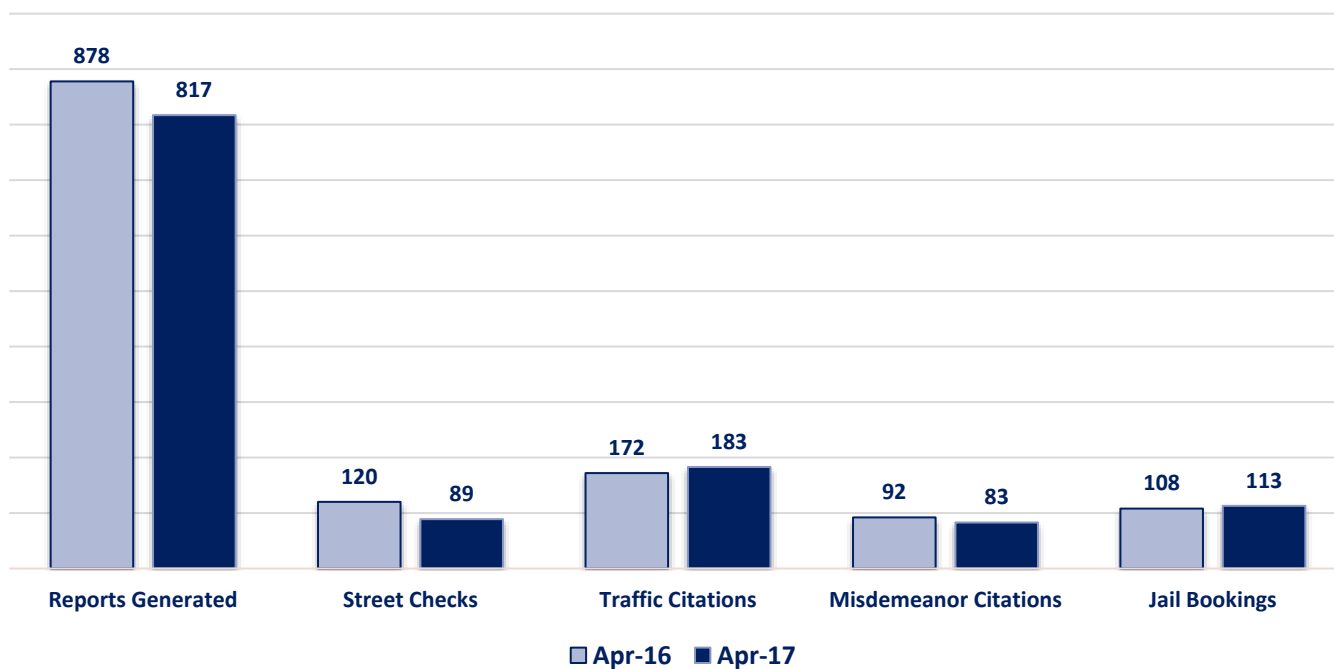
Part II Offenses



Non-UCR Offenses

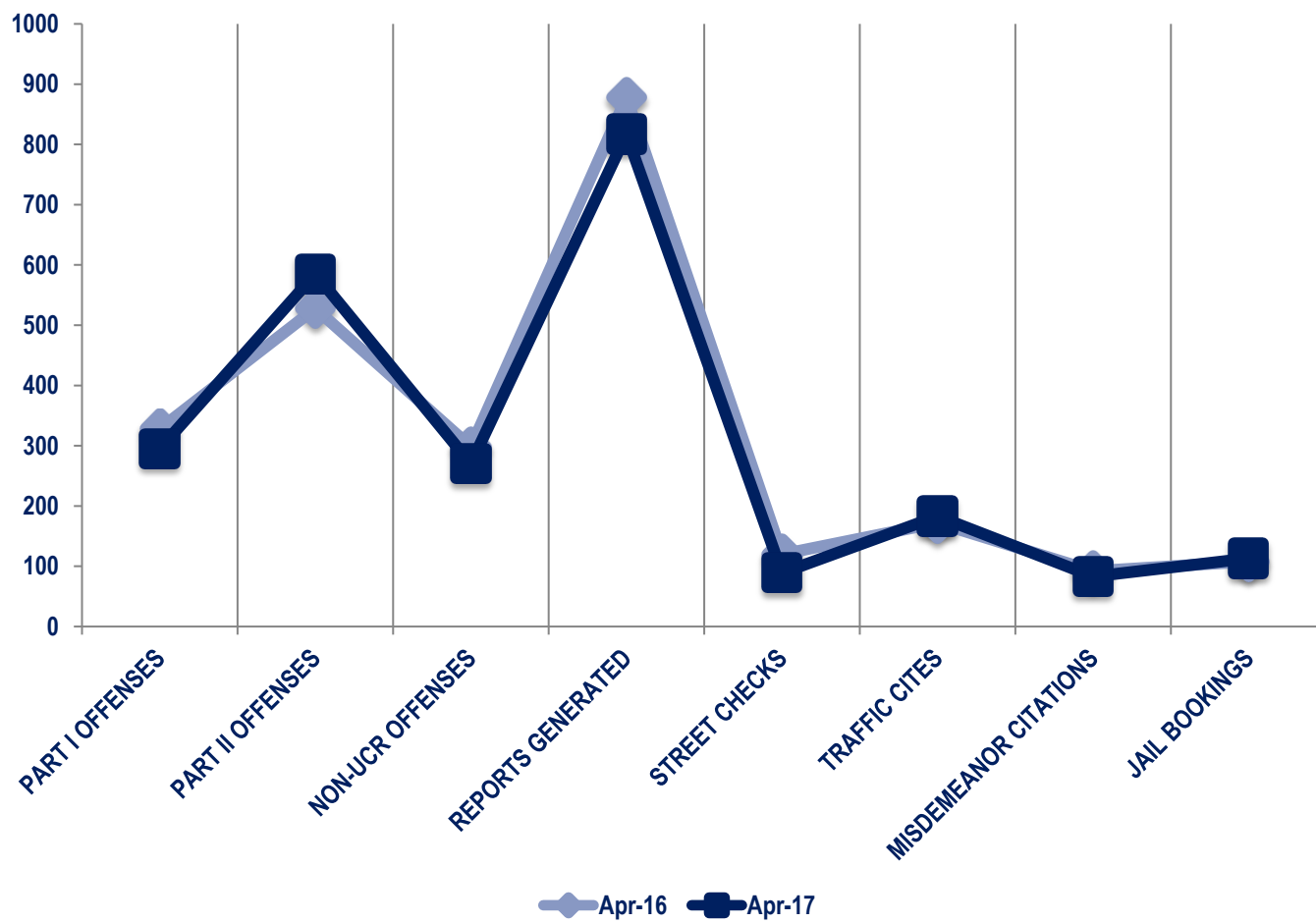


Other Event Totals



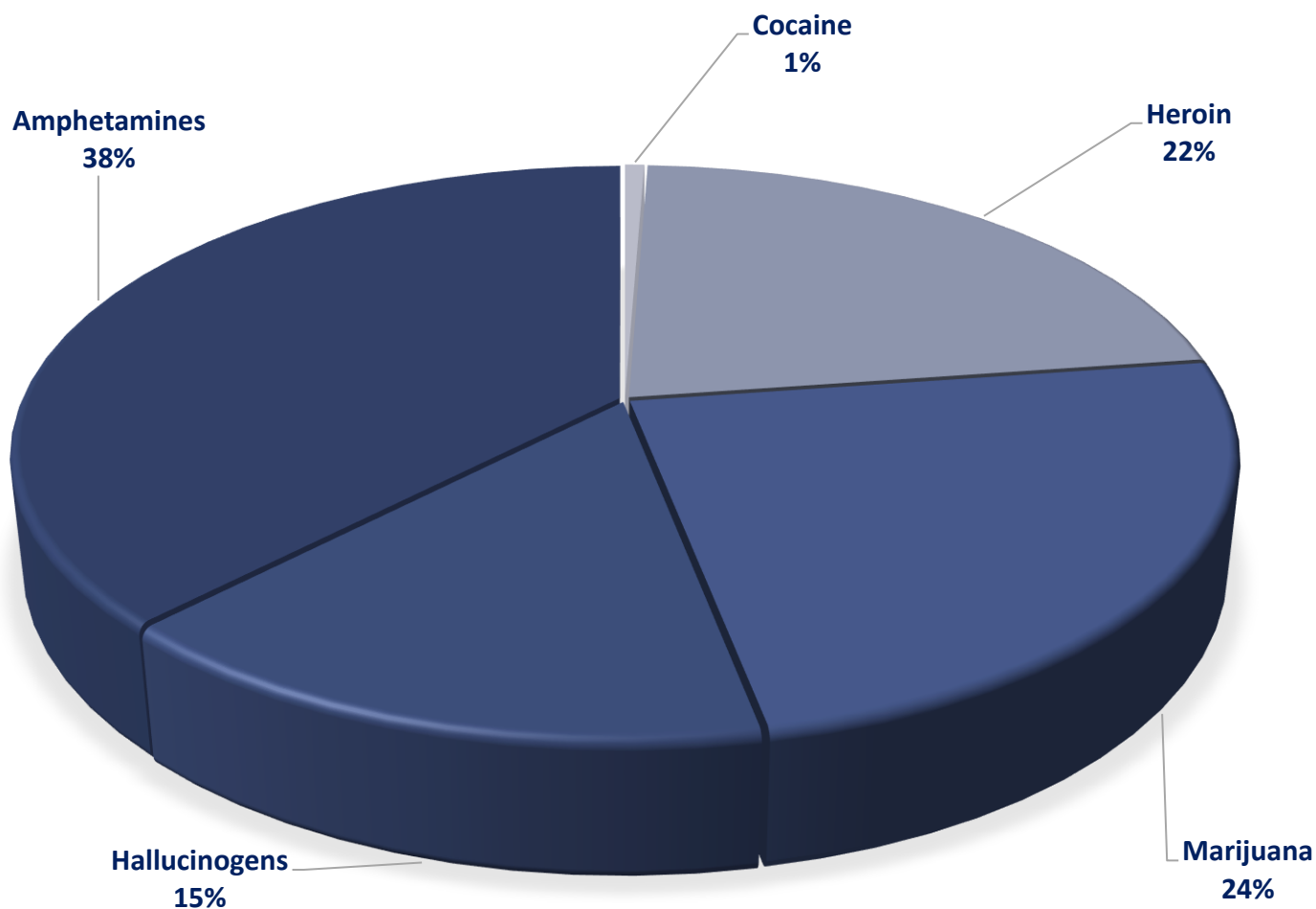
Combined Offense/Event Trends

	APR 16	APR 17
Part I Offenses	328	295
Part II Offenses	528	585
NonUCR Offenses	298	270
Reports Generated	878	817
Street Checks	120	89
Traffic Citations	172	183
Misdemeanor Citations	92	83
Jail Bookings	108	113

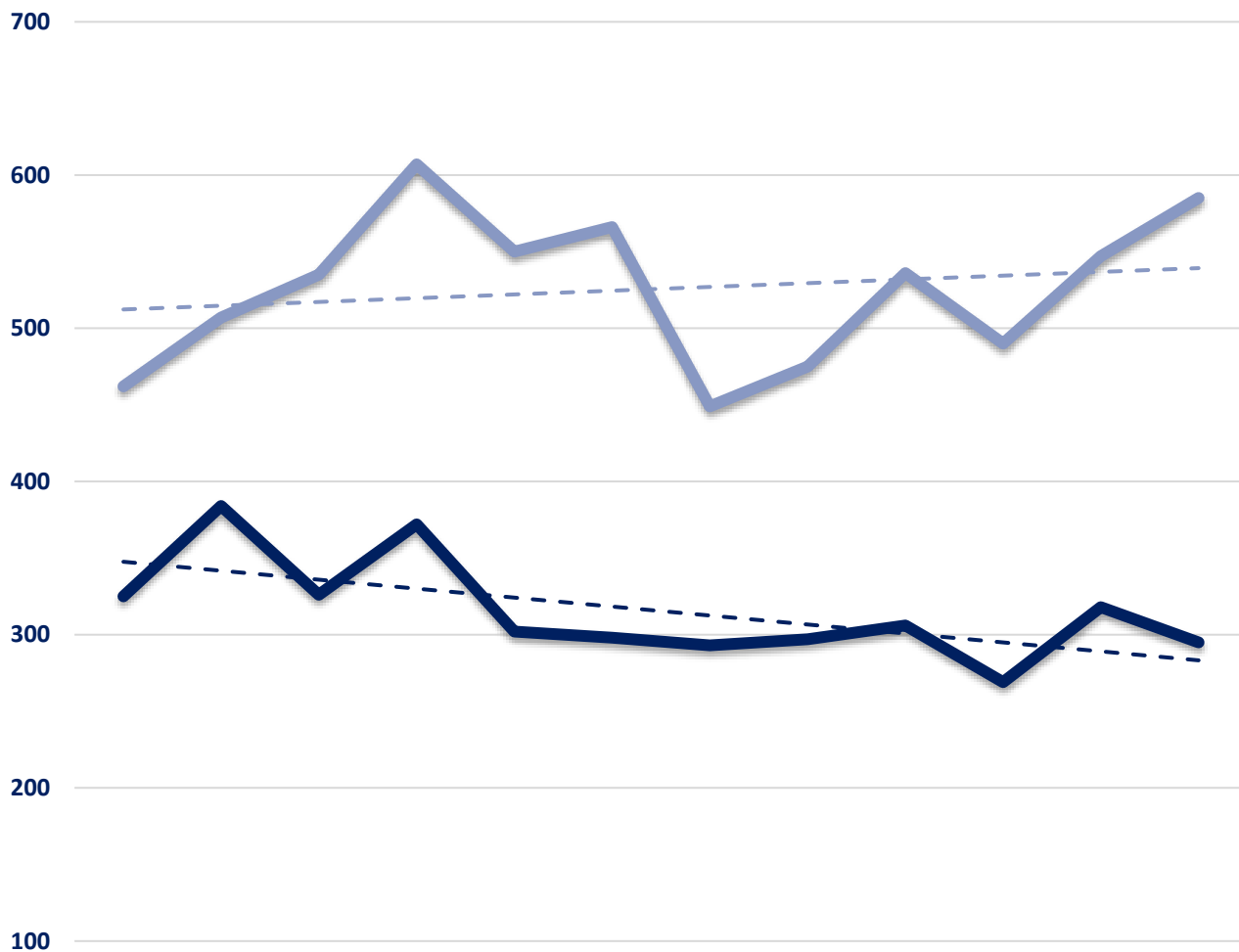


Seized Drugs

TYPE	DOSES	STREET VALUE
Cocaine	27.0	\$ 270.00
Heroin	981.1	\$ 9,811.00
Marijuana	1073.9	\$ 6,443.47
Hallucinogens	681.8	\$ 1,363.69
Amphetamines	1672.1	\$ 16,721.00
TOTAL	4436.0	\$ 34,609.16



Part I & II Offenses - One Year



	MAY 16	JUN 16	JUL 16	AUG 16	SEP 16	OCT 16	NOV 16	DEC 16	JAN 17	FEB 17	MAR 17	APR 17
PART I	325	384	326	372	302	298	293	297	306	269	318	295
PART II	462	507	535	607	550	566	449	475	536	490	547	585

— **PART I**
 — **PART II**
 - - - Part I Linear Forecast
 - - - Part II Linear Forecast