



## CITY COUNCIL DISTRICT #5

### MONTHLY OFFENSE SUMMARY

JANUARY 2017

These figures represent preliminary counts of original Police Incident Reports and include all offenses within the above listed City Council District only. Full statistical analysis to determine the confidence level of this data has not been performed. The results contained herein are approximate in relation to the listed area and may not fully coincide with data shown in other areas of SLCPD's Crime Statistics page such as Calls for Service, Crimes Trending, and Crime Reports due to and reflective of departmental procedures that were in place at the time the event occurred and the date this data was compiled. Results displayed are not distinguished as attempted or completed crimes, do not include other calls for police service, and only represent police service where a report was made. Police Incident Reports are classified by primary offense categories as defined by the Uniform Crime Reporting (UCR) system. However, data is not subjected to any other standards set forth under UCR. Although every reasonable verification effort is made, the accuracy of any data is subject to the constraints of the report generation process as well as the manner, format, and point in time of any query.

<b>PART I OFFENSES:</b>	Chosen by the FBI as Part I Offenses because they are serious crimes that occur with regularity in all areas of the country and are likely to be reported to Police.
<b>PART II OFFENSES:</b>	All other crimes other than the eight Part I Offenses. The Uniform Crime Reporting Program gathers only arrest data for Part II Offenses, however, SLCPD results displayed in this document display all Part II Offenses, regardless of the presence of arrest data.
<b>ALL OTHER OFFENSES:</b>	Under the Part II Offense section, 'All Other Offenses' include Peeping Tom, Trespass, Kidnap/Abduction, Pornography, Extortion/Blackmail, Bribery, Warrants, Sexual Offenses, Obstruction, Public Peace, and Hit & Run.
<b>NON-UCR OFFENSES:</b>	Non-UCR Offenses include reports for all other offenses not classified as a Part I or Part II Offense. Results displayed separate some of these offenses such as Ambulance Calls, Deaths, Missing Persons, Suicides, Suspicious Activity, and Traffic Accidents.
<b>ALL OTHER NON-UCR:</b>	Under the Non-UCR category, 'All Other' include the remainder of offenses not classified as Part I or Part II and not separated from the Non-UCR Offenses. These include things such as Loud Parties, Barking Dogs, Mentally Ill Subjects, Citizen Assistance, etc.
<b>LOW NUMBER OFFENSES:</b>	On page two, in the interest of space and allowing for easier viewing, the category titled 'Low Number Offenses' include Part I and Part II Offenses from page one that have totals under the amount of 30.

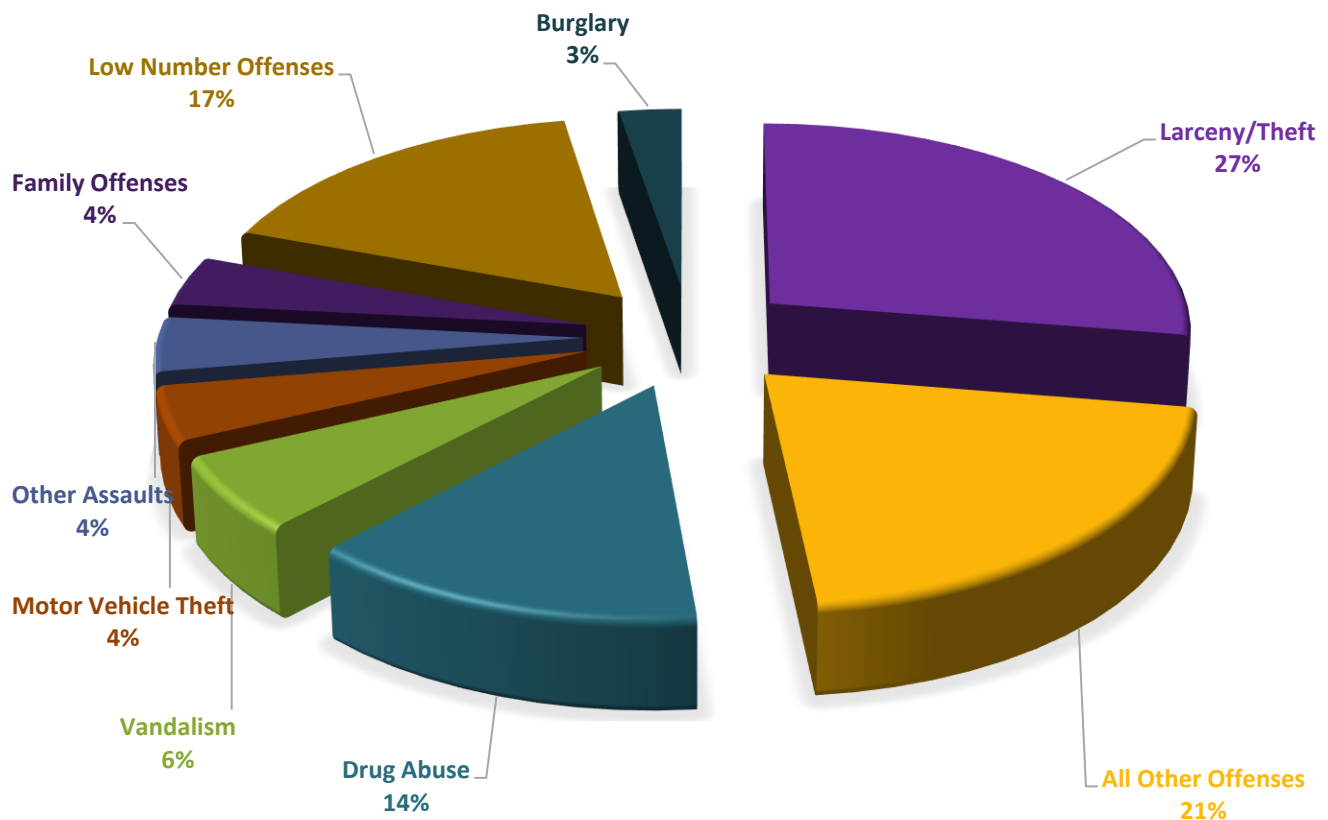


## Offenses

PART I OFFENSES	OFFENSE	JAN 16	JAN 17	OFFENSE	JAN 16	JAN 17
	Homicide	0	0	Other Assaults	61	37
	Sexual Assault	6	2	Forgery/Counterfeit	7	8
	Robbery	12	2	Fraud	22	33
	Aggravated Assault	10	4	Embezzlement	0	0
	Burglary	30	23	Stolen Property	4	11
	Larceny/Theft	254	238	Vandalism	57	51
	Motor Vehicle Theft	32	37	Weapons	4	10
	Arson	0	0	Prostitution	5	9
PART II OFFENSES	PART I TOTALS	344	306	Sex Offenses	2	1
	Ambulance Calls	17	19	Drug Abuse	82	119
	Deaths	4	5	Gambling	0	0
	Missing Persons	7	3	Family Offenses	33	34
	Suicides	1	0	DUI	10	15
	Suspicious Activity	17	10	Liquor Laws	1	6
	Traffic Accidents	69	71	Drunkenness	15	17
	All Other	188	204	Disorderly Conduct	13	2
	NON-UCR TOTALS	303	312	All Other Offenses	187	181
TOTALS	PART I OFFENSES	344	306	Curfew/Loitering	0	0
	PART II OFFENSES	506	536	Runaway	3	2
	NON-UCR OFFENSES	303	312	PART II TOTALS	506	536
	TOTAL	1153	1154			

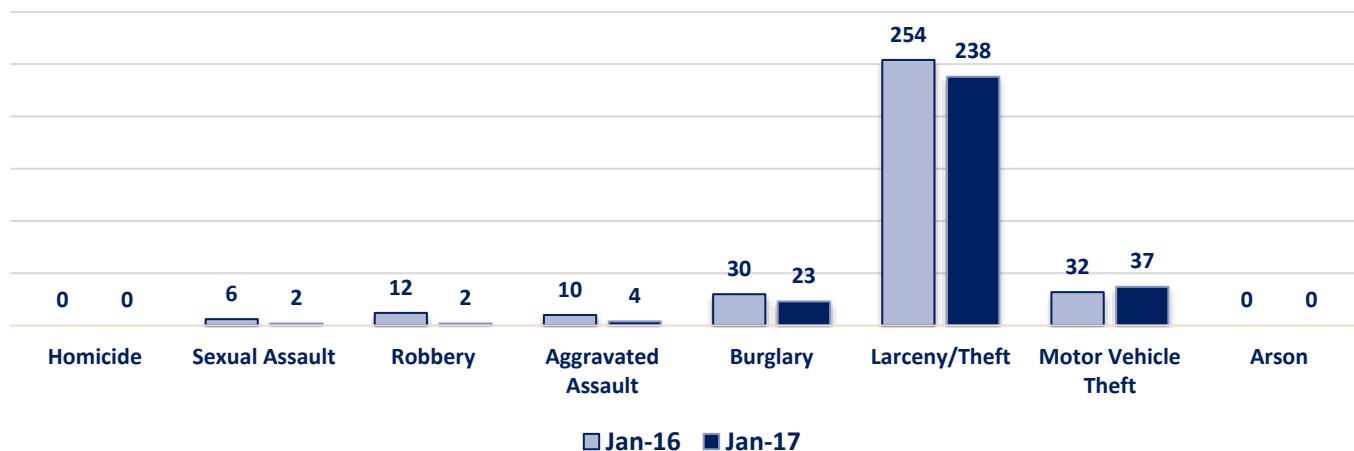


### January 2017 - Part I & Part II Offense Percentages

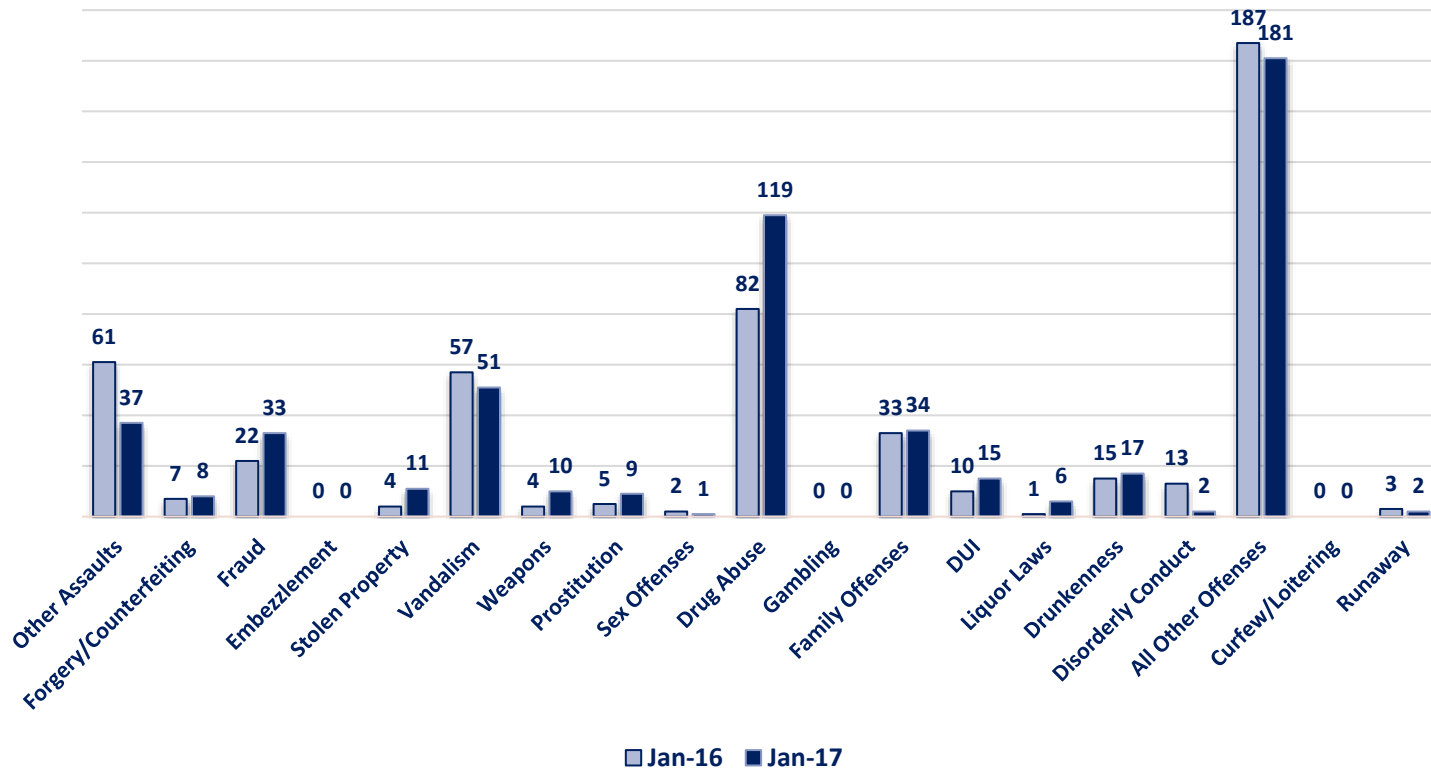




## Part I Offenses

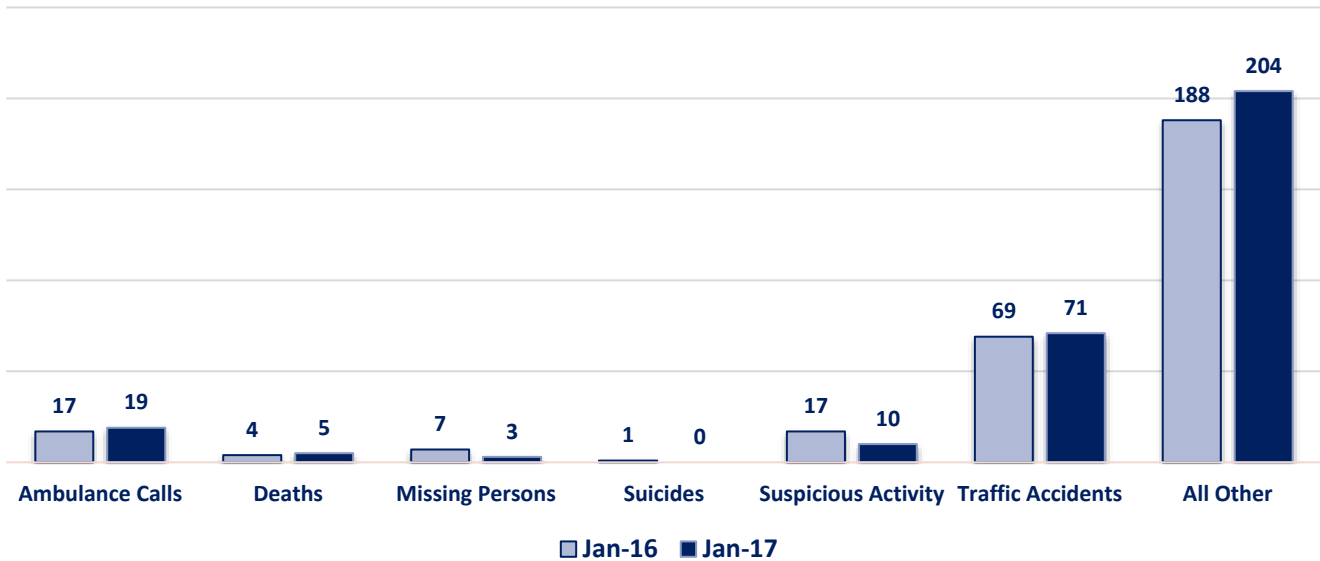


## Part II Offenses

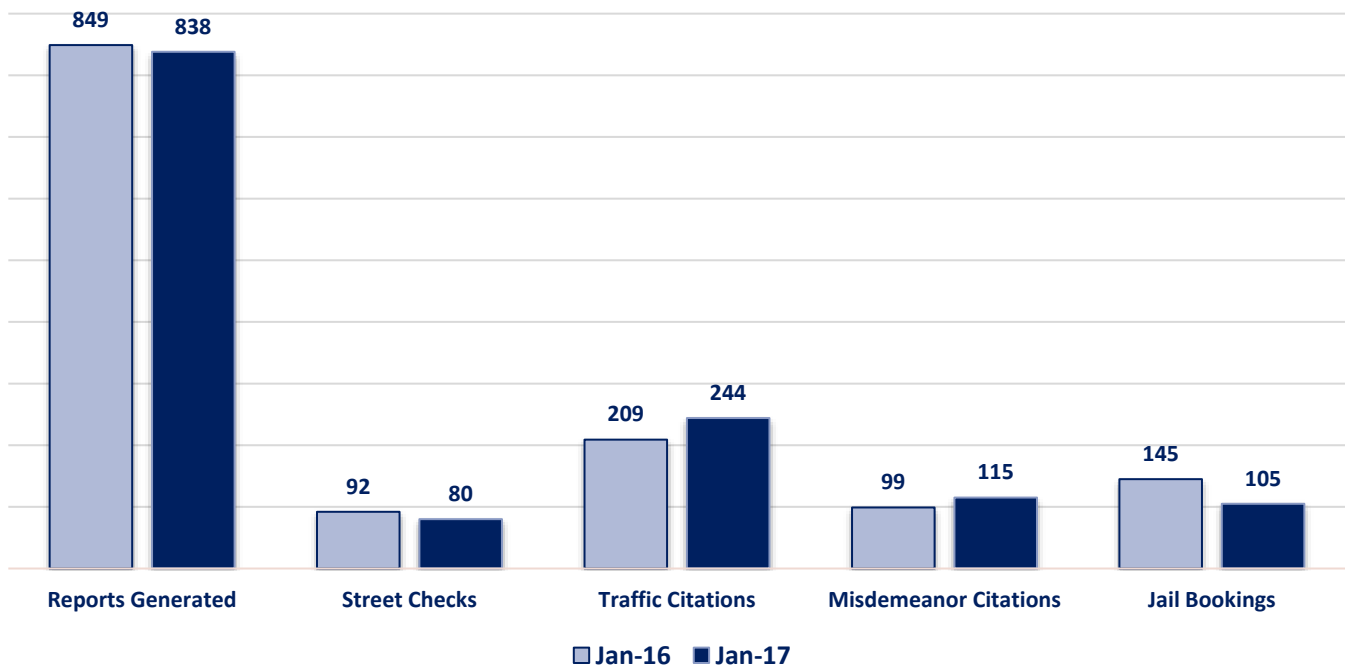




### Non-UCR Offenses



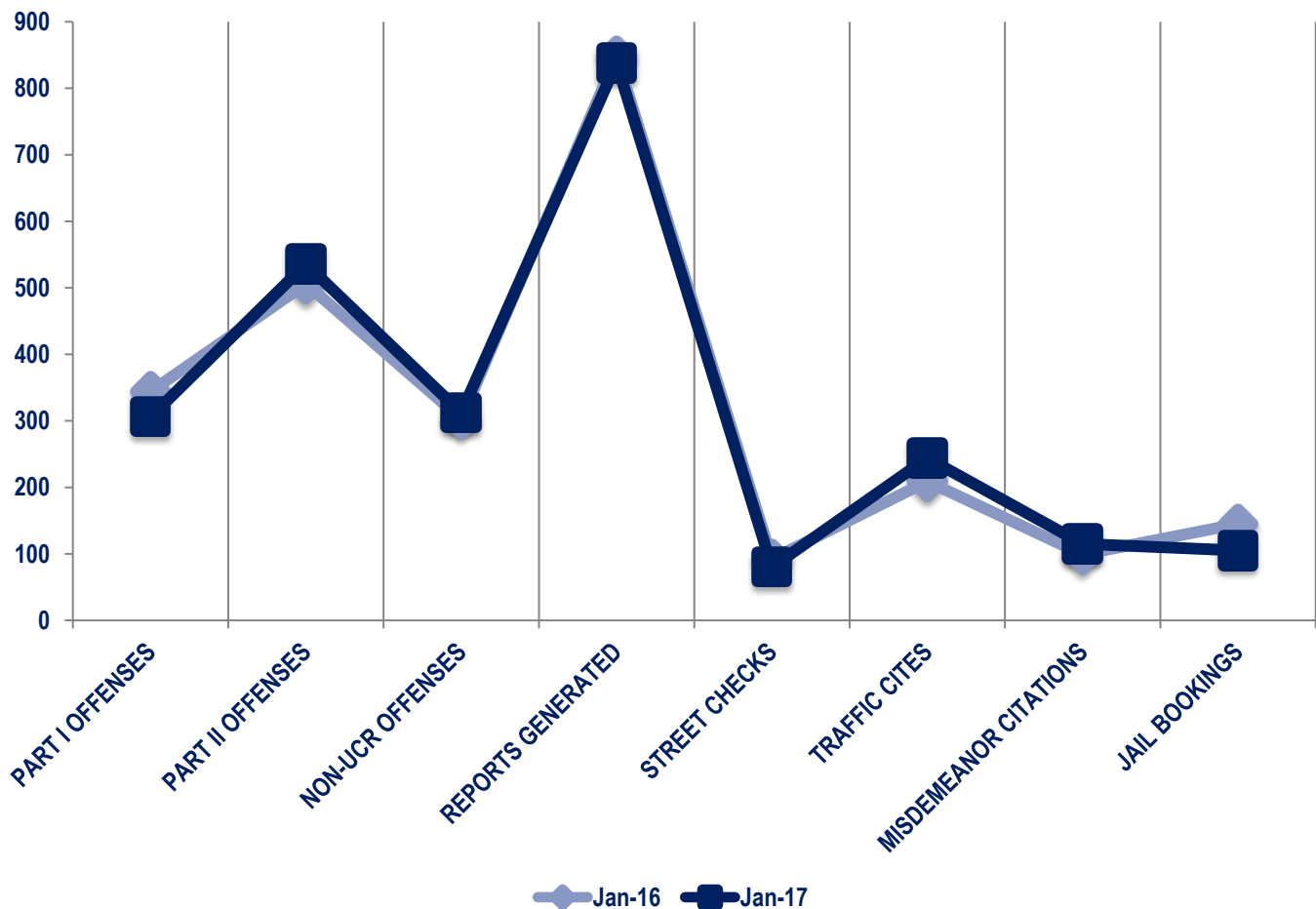
### Other Event Totals





## Combined Offense/Event Trends

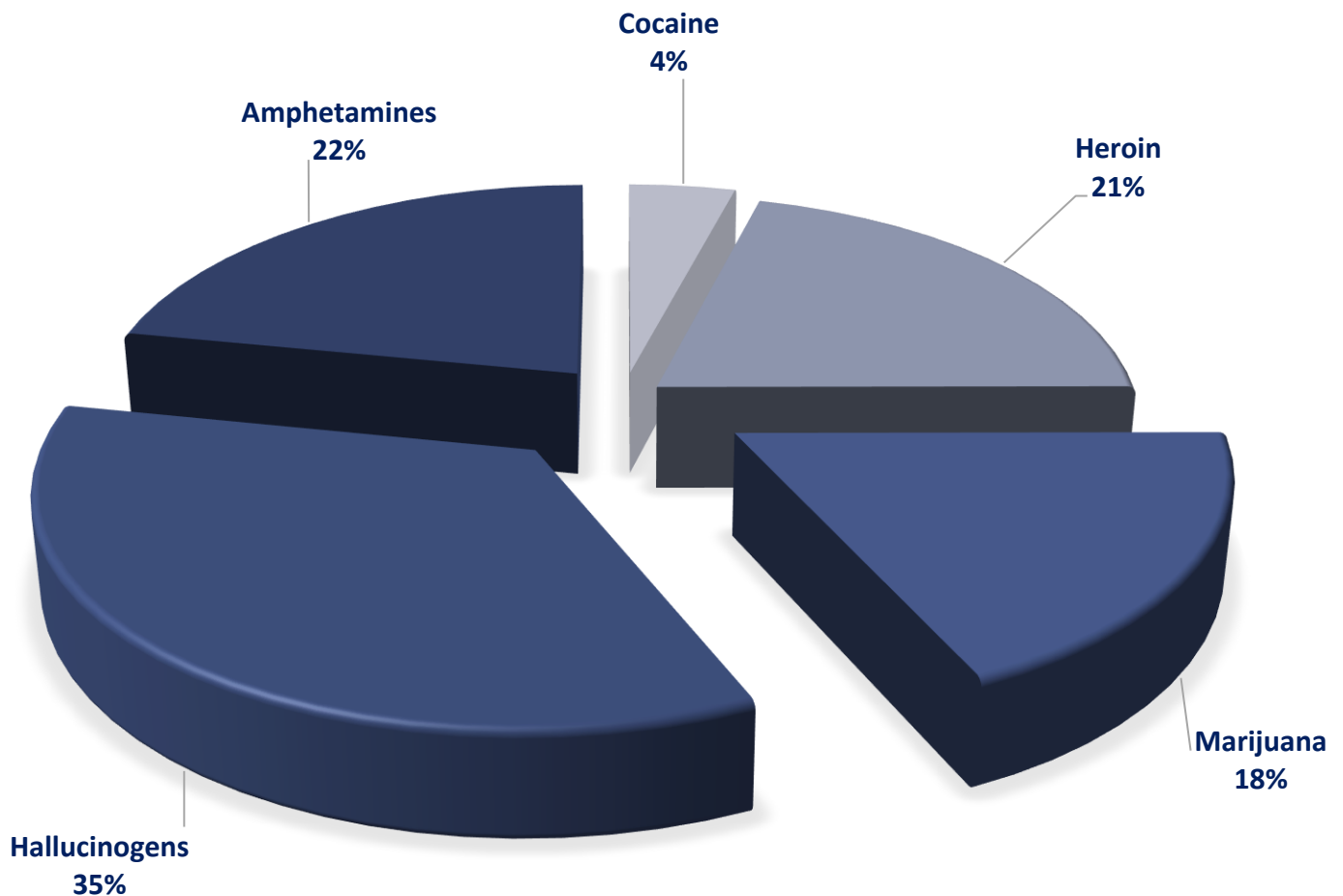
	JAN 16	JAN 17
<b>Part I Offenses</b>	344	306
<b>Part II Offenses</b>	506	536
<b>NonUCR Offenses</b>	303	312
<b>Reports Generated</b>	849	838
<b>Street Checks</b>	92	80
<b>Traffic Citations</b>	209	244
<b>Misdemeanor Citations</b>	99	115
<b>Jail Bookings</b>	145	105





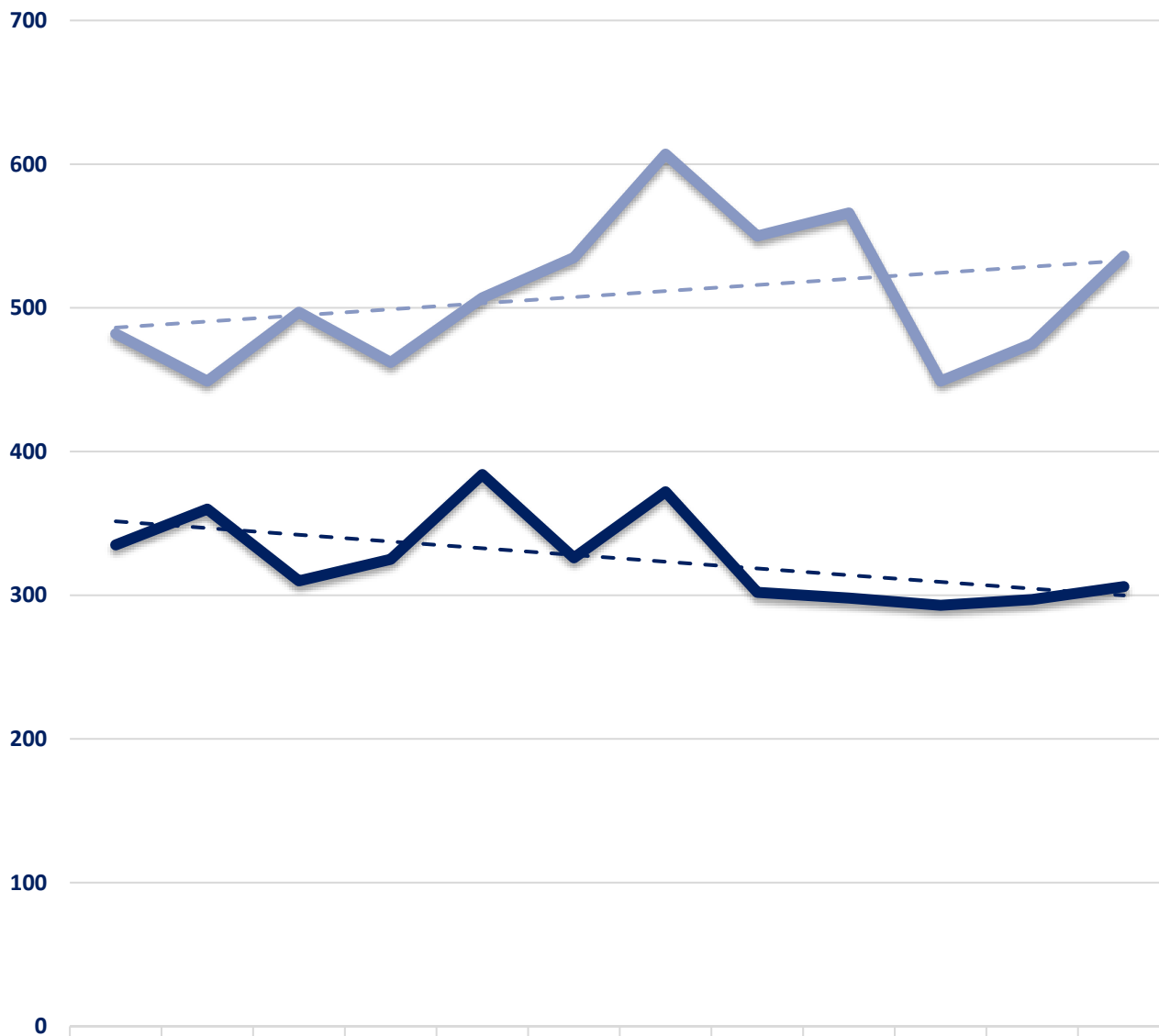
## Seized Drugs

TYPE	DOSES	STREET VALUE
Cocaine	127.2	\$ 1,272.00
Heroin	642.8	\$ 6,427.50
Marijuana	567.8	\$ 3,406.59
Hallucinogens	1072.6	\$ 2,145.25
Amphetamines	676.3	\$ 6,763.00
<b>TOTAL</b>	<b>3086.6</b>	<b>\$ 20,014.34</b>





### Part I & II Offenses - One Year



	FEB 16	MAR 16	APR 16	MAY 16	JUN 16	JUL 16	AUG 16	SEP 16	OCT 16	NOV 16	DEC 16	JAN 17
<b>PART I</b>	335	360	310	325	384	326	372	302	298	293	297	306
<b>PART II</b>	482	449	497	462	507	535	607	550	566	449	475	536

— — — PART I    — — — PART II    - - - Part I Linear Forecast    - - - Part II Linear Forecast