SALT LAKE CITY CRIME STATS

CITY COUNCIL DISTRICT #5

MONTHLY OFFENSE SUMMARY

JUNE 2017

These figures represent preliminary counts of original Police Incident Reports and include all offenses within the above listed City Council District only. Full statistical analysis to determine the confidence level of this data has not been performed. The results contained herein are approximate in relation to the listed area and may not fully coincide with data shown in other areas of SLCPD's Crime Statistics page such as Calls for Service, Crimes Trending, and Crime Reports due to and reflective of departmental procedures that were in place at the time the event occurred and the date this data was compiled. Results displayed are not distinguished as attempted or completed crimes, do not include other calls for police service, and only represent police service where a report was made. Police Incident Reports are classified by primary offense categories as defined by the Uniform Crime Reporting (UCR) system. However, data is not subjected to any other standards set forth under UCR. Although every reasonable verification effort is made, the accuracy of any data is subject to the constraints of the report generation process as well as the manner, format, and point in time of any query.

PART I OFFENSES: Chosen by the FBI as Part I Offenses because they are serious crimes that occur with regularity in all areas of the country and are likely to be reported to Police.

PART II OFFENSES: All other crimes other than the eight Part I Offenses. The Uniform Crime Reporting Program gathers only arrest data for Part II Offenses, however, SLCPD results displayed in this document display all Part II Offenses, regardless of the presence of arrest data.

ALL OTHER OFFENSES: Under the Part II Offense section, 'All Other Offenses' include Peeping Tom, Trespass, Kidnap/Abduction, Pornography, Extortion/Blackmail, Bribery, Warrants, Sexual Offenses, Obstruction, Public Peace, and Hit & Run.

NON-UCR OFFENSES: Non-UCR Offenses include reports for all other offenses not classified as a Part I or Part II Offense. Results displayed separate some of these offenses such as Ambulance Calls, Deaths, Missing Persons, Suicides, Suspicious Activity, and Traffic Accidents.

ALL OTHER NON-UCR: Under the Non-UCR category, 'All Other' include the remainder of offenses not classified as Part I or Part II and not separated from the Non-UCR Offenses. These include things such as Loud Parties, Barking Dogs, Mentally Ill Subjects, Citizen Assistance, etc.

LOW NUMBER OFFENSES: On page two, in the interest of space and allowing for easier viewing, the category titled 'Low Number Offenses' include Part I and Part II Offenses from page one that have totals under the amount of 20.

Offenses

PART I OFFENSES

OFFENSE	JUN 16	JUN 17
Homicide	0	0
Sexual Assault	3	7
Robbery	10	8
Aggravated Assault	19	10
Burglary	36	17
Larceny/Theft	284	227
Motor Vehicle Theft	35	20
Arson	0	1
PART I TOTALS	**387**	**290**

NON-UCR OFFENSES

Ambulance Calls	29	21
Deaths	2	8
Missing Persons	6	7
Suicides	0	0
Suspicious Activity	12	14
Traffic Accidents	59	64
All Other	205	193
NON-UCR TOTALS	**313**	**307**

TOTALS

PART I OFFENSES	387	290
PART II OFFENSES	519	620
NON-UCR OFFENSES	313	307
TOTAL	**1219**	**1217**

PART II OFFENSES

OFFENSE	JUN 16	JUN 17
Other Assaults	57	74
Forgery/Counterfeit	17	8
Fraud	41	42
Embezzlement	0	0
Stolen Property	8	5
Vandalism	44	38
Weapons	2	9
Prostitution	3	8
Sex Offenses	2	0
Drug Abuse	92	125
Gambling	0	0
Family Offenses	40	49
DUI	5	17
Liquor Laws	8	7
Drunkenness	28	26
Disorderly Conduct	6	9
All Other Offenses	160	199
Curfew/Loitering	1	1
Runaway	5	3
PART II TOTALS	**519**	**620**

June 2017 - Part I & II Offense Percentages

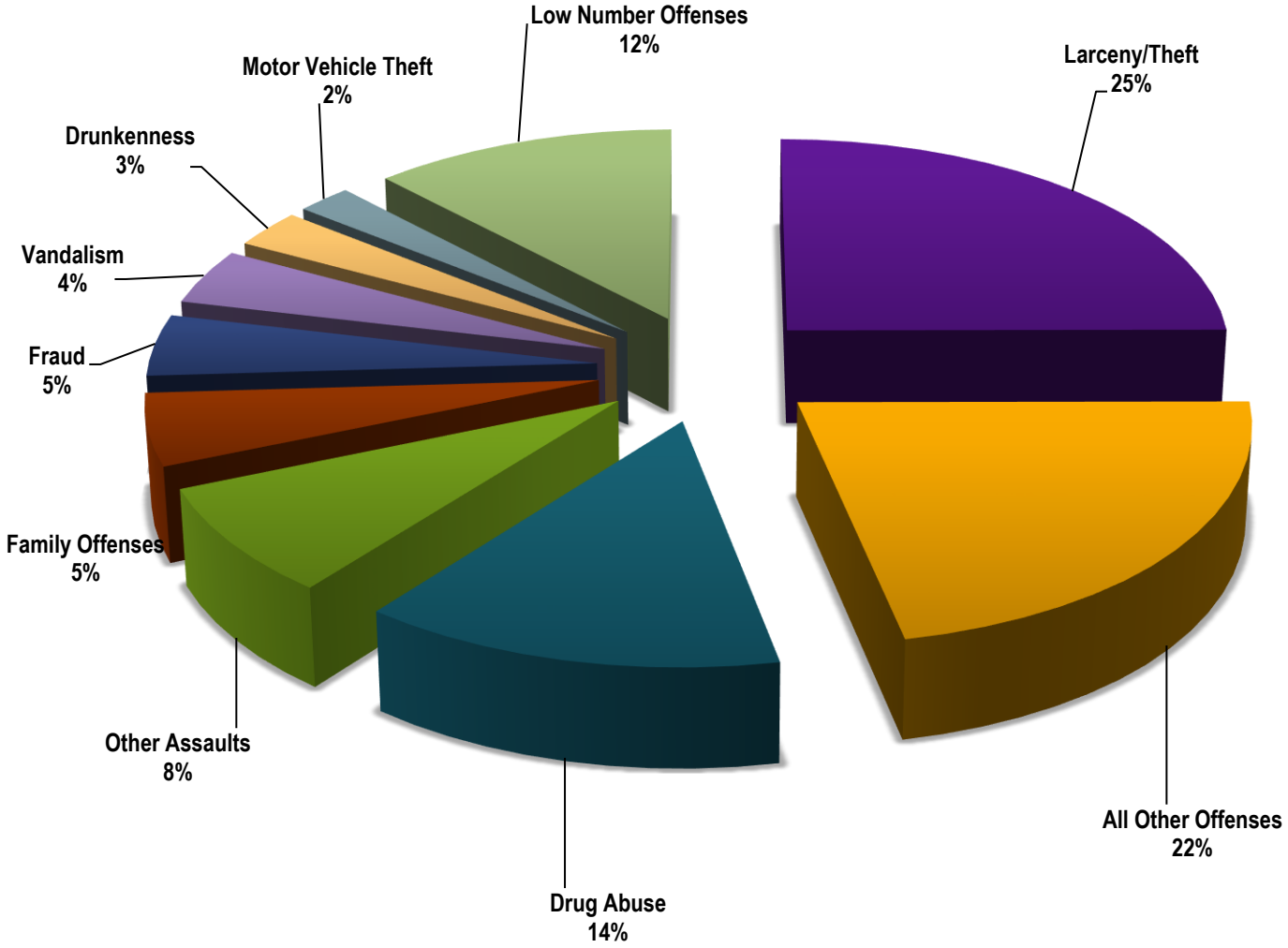

Part I Offenses

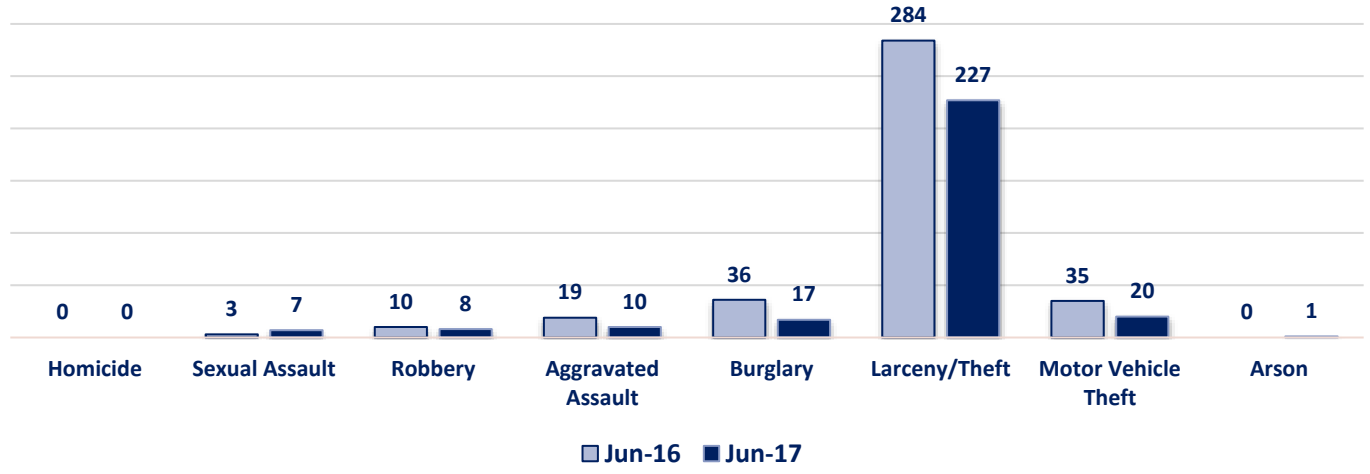

Part II Offenses

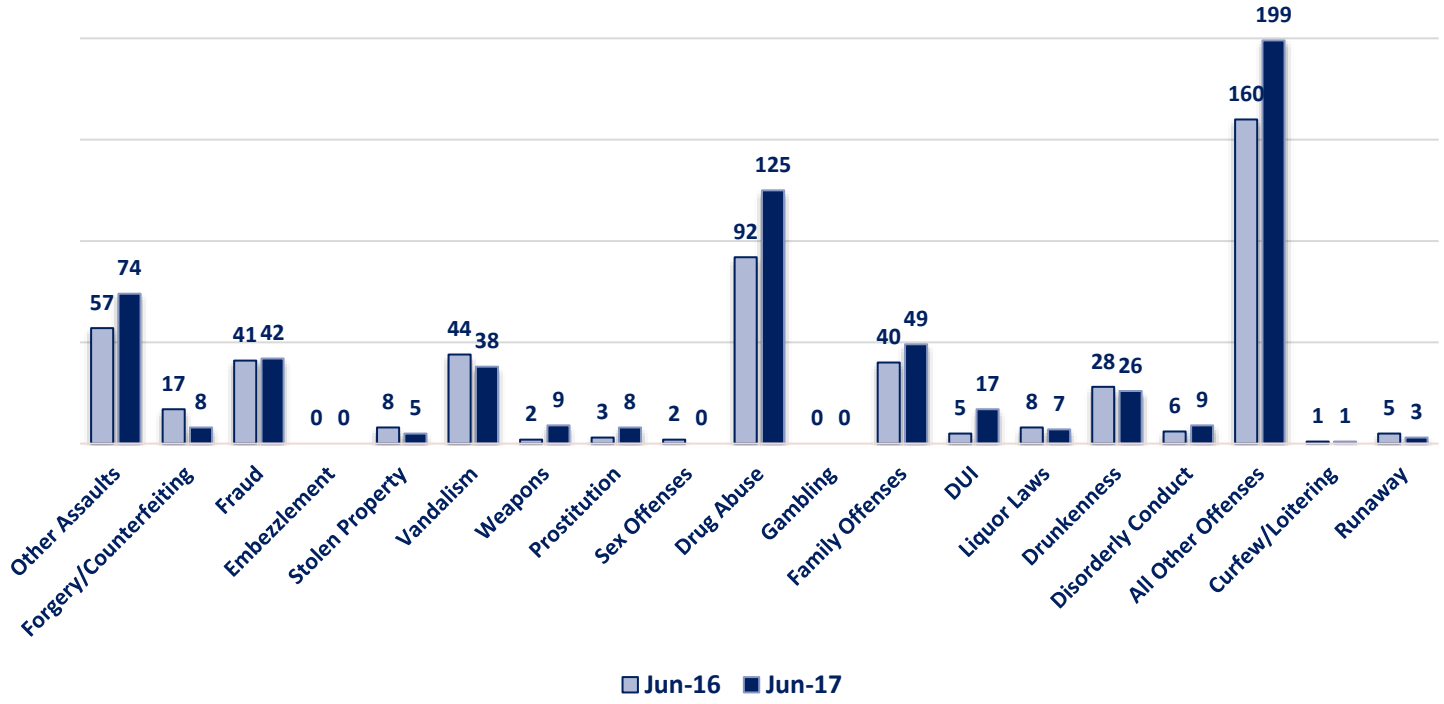

Non-UCR Offenses

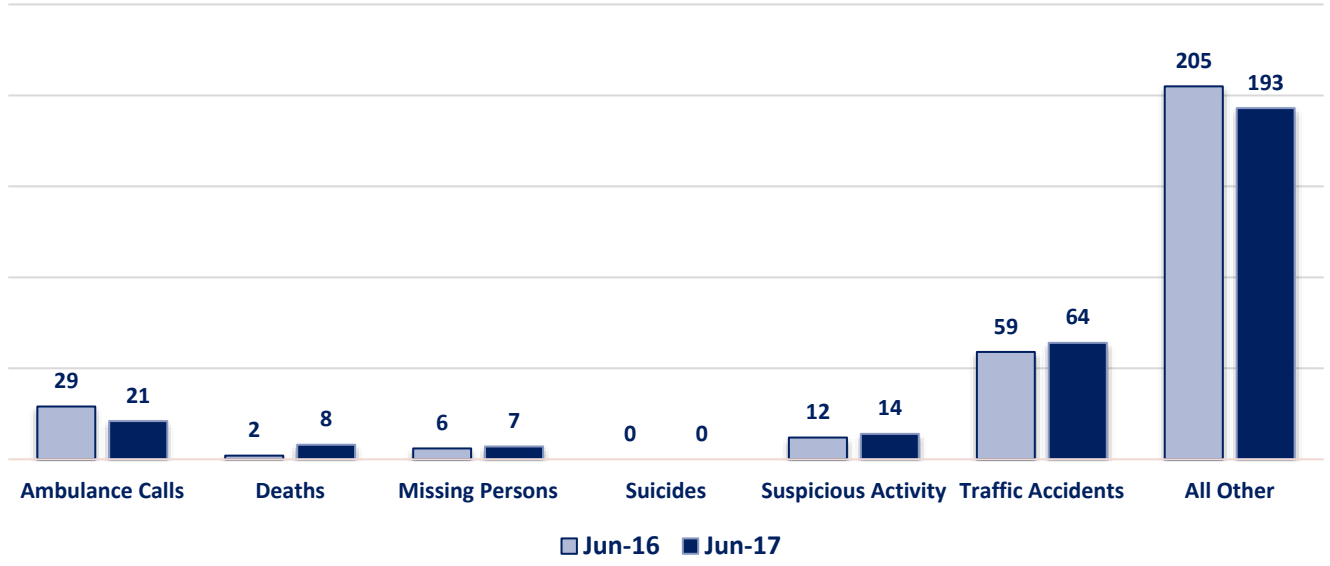

Other Event Totals

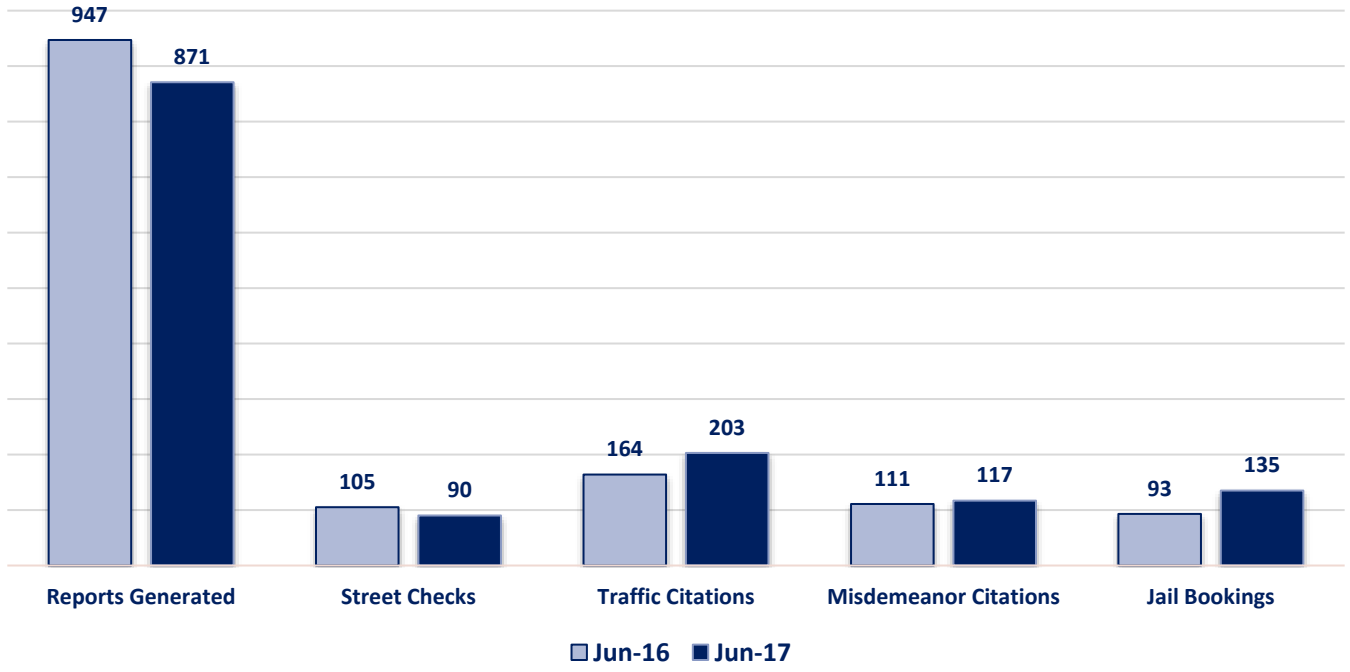

Combined Offense/Event Trends

	JUN 16	JUN 17
Part I Offenses	387	290
Part II Offenses	519	620
NonUCR Offenses	313	307
Reports Generated	947	871
Street Checks	105	90
Traffic Citations	164	203
Misdemeanor Citations	111	117
Jail Bookings	93	135

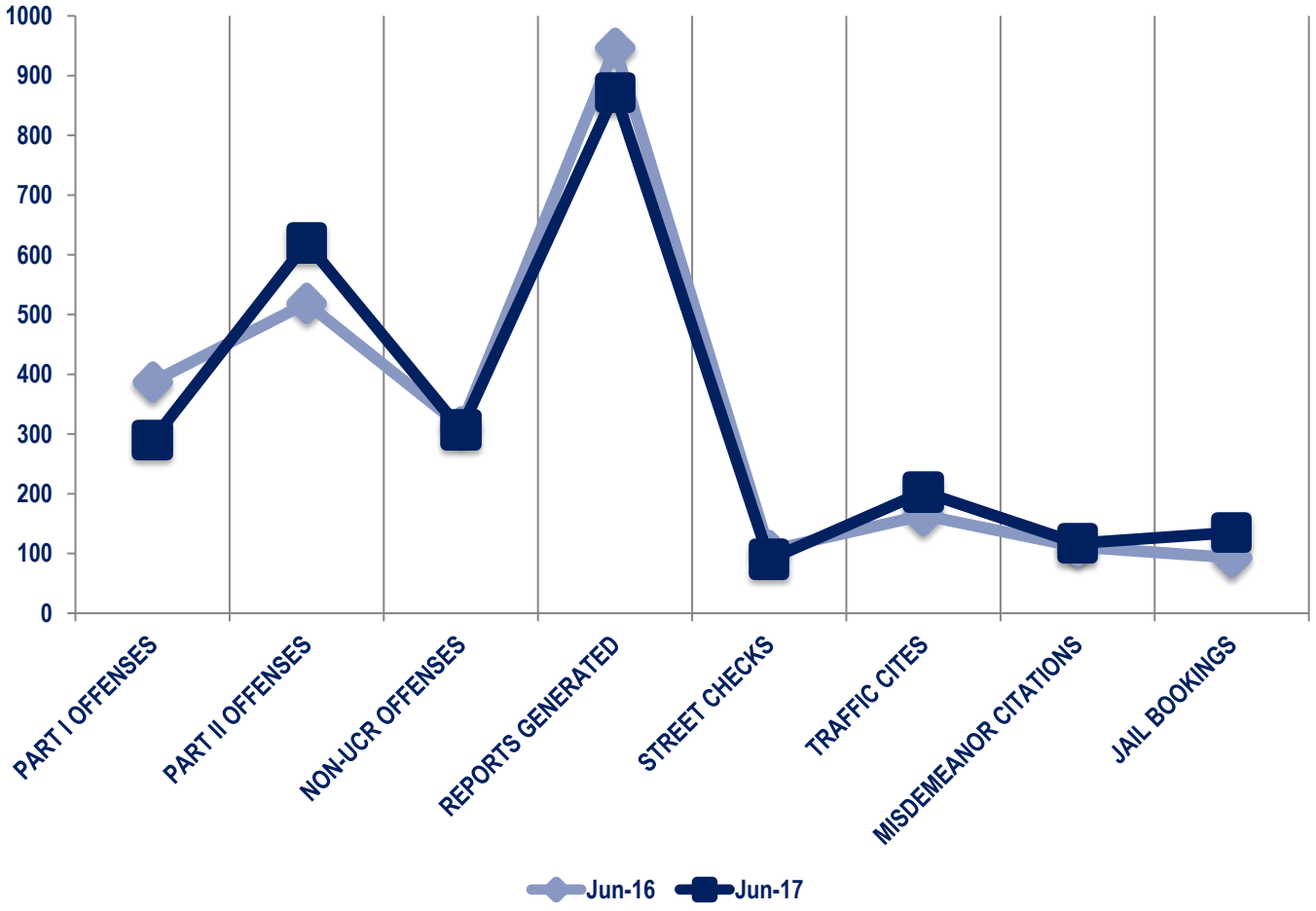

Seized Drugs

TYPE	DOSES	STREET VALUE
Cocaine	12.0	$ 120.00
Heroin	677.9	$ 6,779.00
Marijuana	217.0	$ 1,302.25
Hallucinogens	70.2	$ 140.39
Amphetamines	429.8	$ 4,298.35
TOTAL	**1407.0**	**$ 12,639.99**

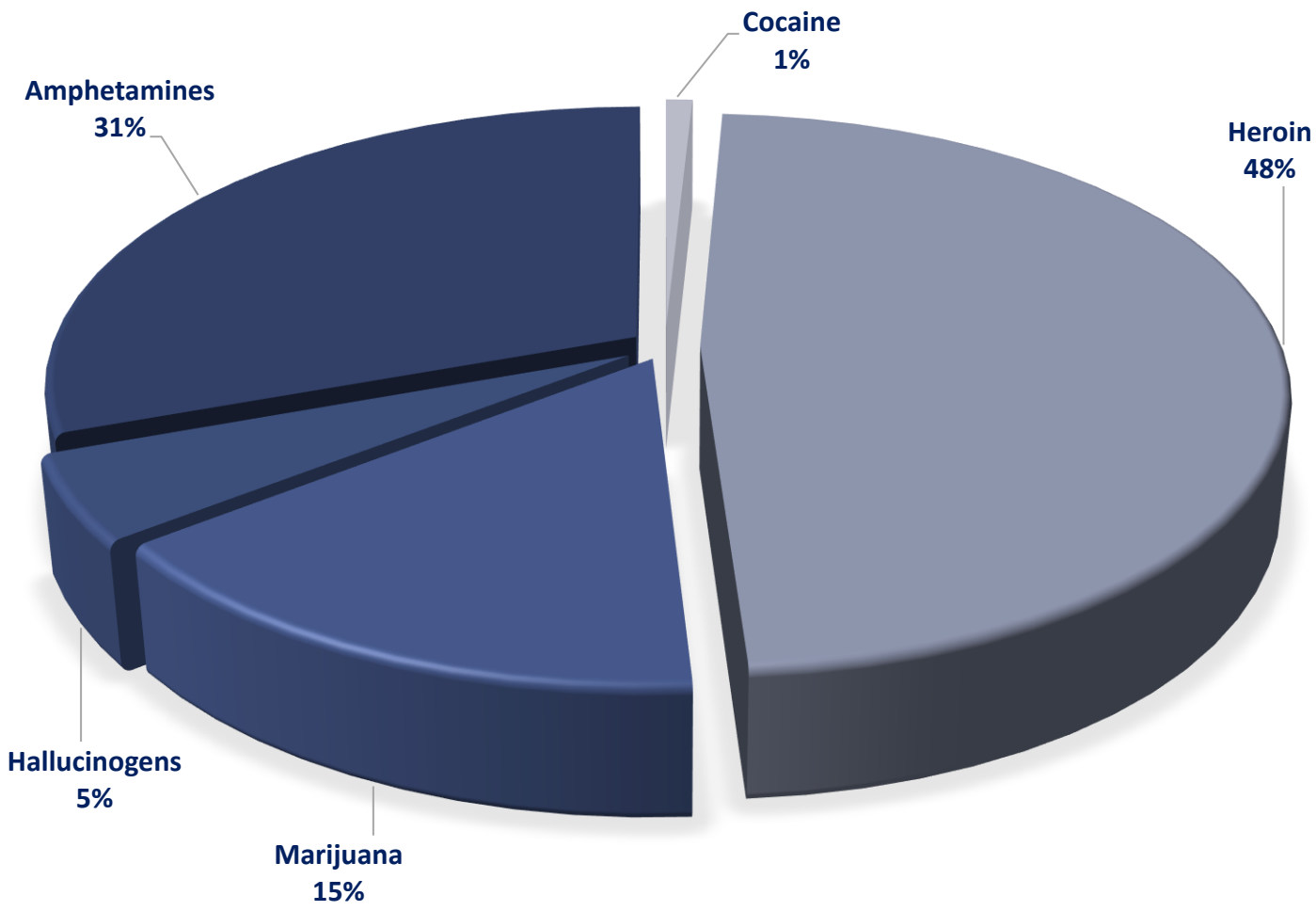

Part I & II Offenses - One Year

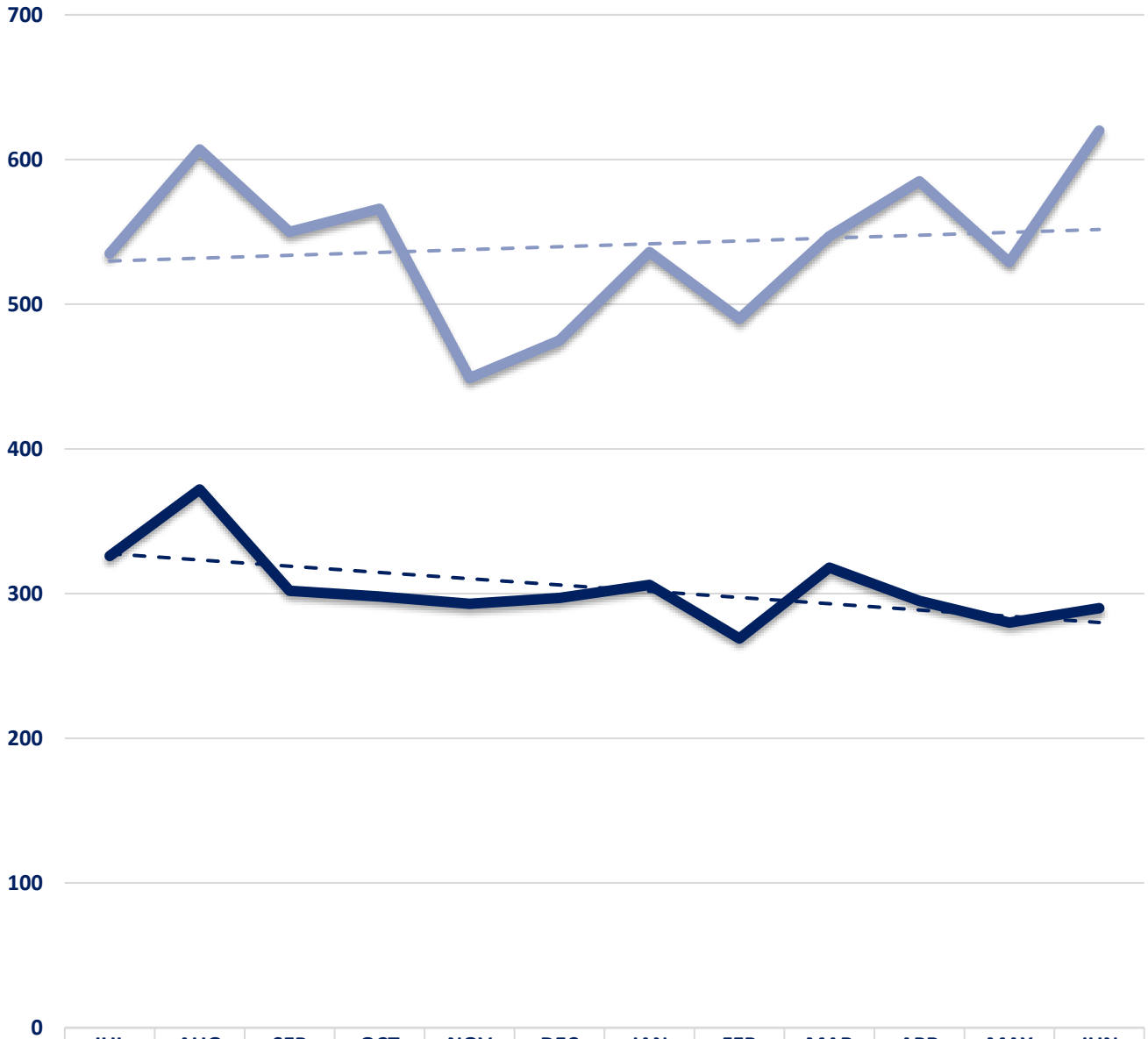

	JUL 2016	AUG 2016	SEP 2016	OCT 2016	NOV 2016	DEC 2016	JAN 2017	FEB 2017	MAR 2017	APR 2017	MAY 2017	JUN 2017
PART I	326	372	302	298	293	297	306	269	318	295	280	290
PART II	535	607	550	566	449	475	536	490	547	585	529	620

PART I — PART II — Part I Linear Forecast — Part II Linear Forecast