



CITY COUNCIL DISTRICT #5

MONTHLY OFFENSE SUMMARY

SEPTEMBER 2017

These figures represent preliminary counts of original Police Incident Reports and include all offenses within the above listed City Council District only. Full statistical analysis to determine the confidence level of this data has not been performed. The results contained herein are approximate in relation to the listed area and may not fully coincide with data shown in other areas of SLCPD's Crime Statistics page such as Calls for Service, Crimes Trending, and Crime Reports due to and reflective of departmental procedures that were in place at the time the event occurred and the date this data was compiled. Results displayed are not distinguished as attempted or completed crimes, do not include other calls for police service, and only represent police service where a report was made. Police Incident Reports are classified by primary offense categories as defined by the Uniform Crime Reporting (UCR) system. However, data is not subjected to any other standards set forth under UCR. Although every reasonable verification effort is made, the accuracy of any data is subject to the constraints of the report generation process as well as the manner, format, and point in time of any query.

PART I OFFENSES:	Chosen by the FBI as Part I Offenses because they are serious crimes that occur with regularity in all areas of the country and are likely to be reported to Police.
PART II OFFENSES:	All other crimes other than the eight Part I Offenses. The Uniform Crime Reporting Program gathers only arrest data for Part II Offenses, however, SLCPD results displayed in this document display all Part II Offenses, regardless of the presence of arrest data.
ALL OTHER OFFENSES:	Under the Part II Offense section, 'All Other Offenses' include Peeping Tom, Trespass, Kidnap/Abduction, Pornography, Extortion/Blackmail, Bribery, Warrants, Sexual Offenses, Obstruction, Public Peace, and Hit & Run.
NON-UCR OFFENSES:	Non-UCR Offenses include reports for all other offenses not classified as a Part I or Part II Offense. Results displayed separate some of these offenses such as Ambulance Calls, Deaths, Missing Persons, Suicides, Suspicious Activity, and Traffic Accidents.
ALL OTHER NON-UCR:	Under the Non-UCR category, 'All Other' include the remainder of offenses not classified as Part I or Part II and not separated from the Non-UCR Offenses. These include things such as Loud Parties, Barking Dogs, Mentally Ill Subjects, Citizen Assistance, etc.
LOW NUMBER OFFENSES:	On page two, in the interest of space and allowing for easier viewing, the category titled 'Low Number Offenses' include Part I and Part II Offenses from page one that have totals under the amount of 30.

Offenses

PART I OFFENSES

OFFENSE	SEP 16	SEP 17
Homicide	0	0
Sexual Assault	3	5
Robbery	12	7
Aggravated Assault	14	8
Burglary	20	31
Larceny/Theft	227	184
Motor Vehicle Theft	28	29
Arson	0	0
PART I TOTALS	304	264

NON-UCR OFFENSES

Ambulance Calls	27	21
Deaths	5	0
Missing Persons	4	6
Suicides	0	0
Suspicious Activity	17	18
Traffic Accidents	80	70
All Other	239	266
NON-UCR TOTALS	372	381

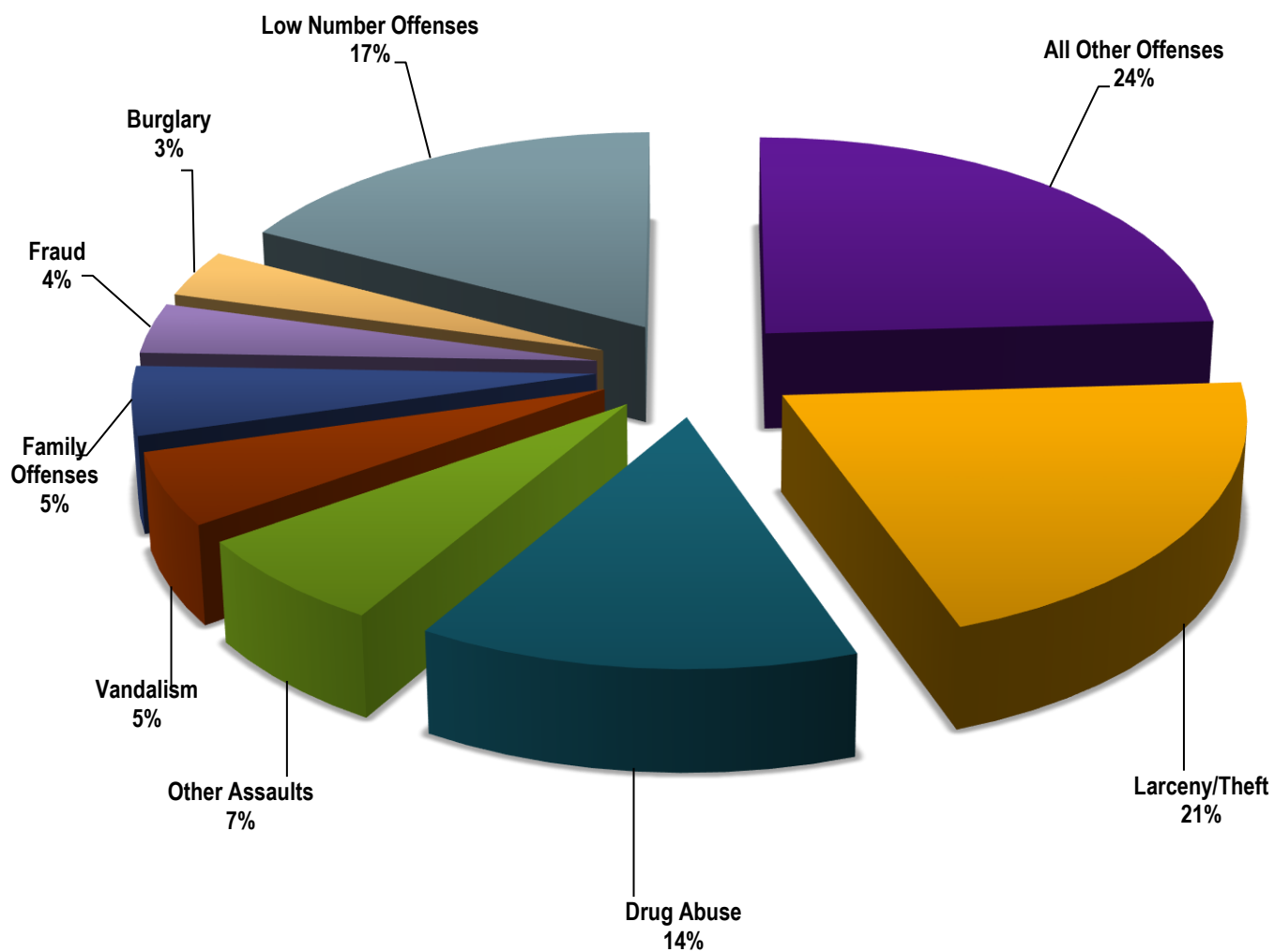
TOTALS

PART I OFFENSES	304	264
PART II OFFENSES	565	633
NON-UCR OFFENSES	372	381
TOTAL	1241	1278

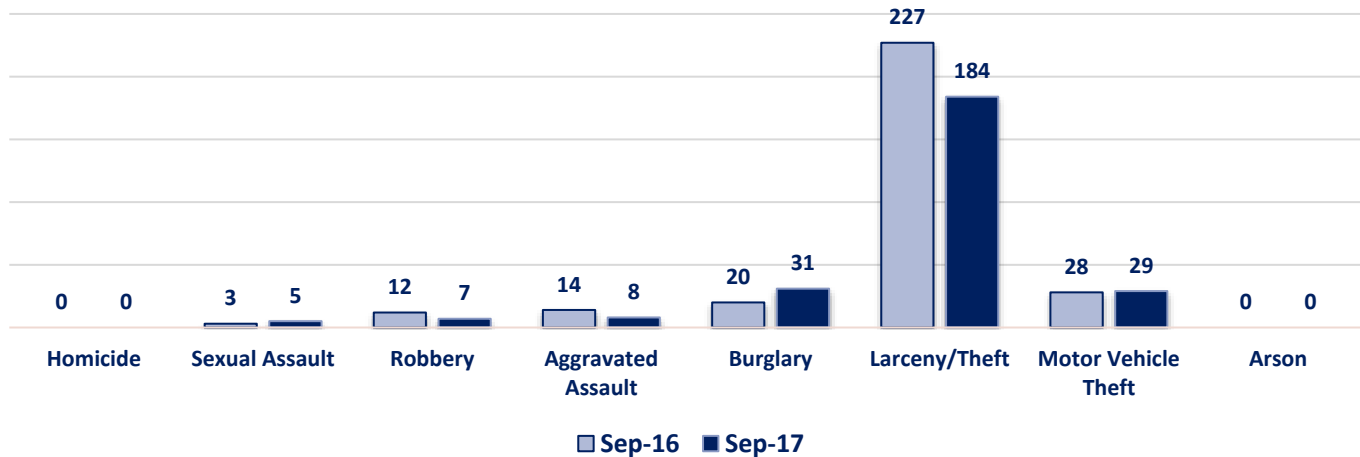
PART II OFFENSES

OFFENSE	SEP 16	SEP 17
Other Assaults	45	60
Forgery/Counterfeit	19	4
Fraud	27	33
Embezzlement	0	0
Stolen Property	4	9
Vandalism	37	48
Weapons	4	8
Prostitution	6	15
Sex Offenses	0	4
Drug Abuse	96	125
Gambling	0	0
Family Offenses	33	45
DUI	13	13
Liquor Laws	10	4
Drunkenness	23	27
Disorderly Conduct	8	14
All Other Offenses	233	216
Curfew/Loitering	1	0
Runaway	6	8
PART II TOTALS	565	633

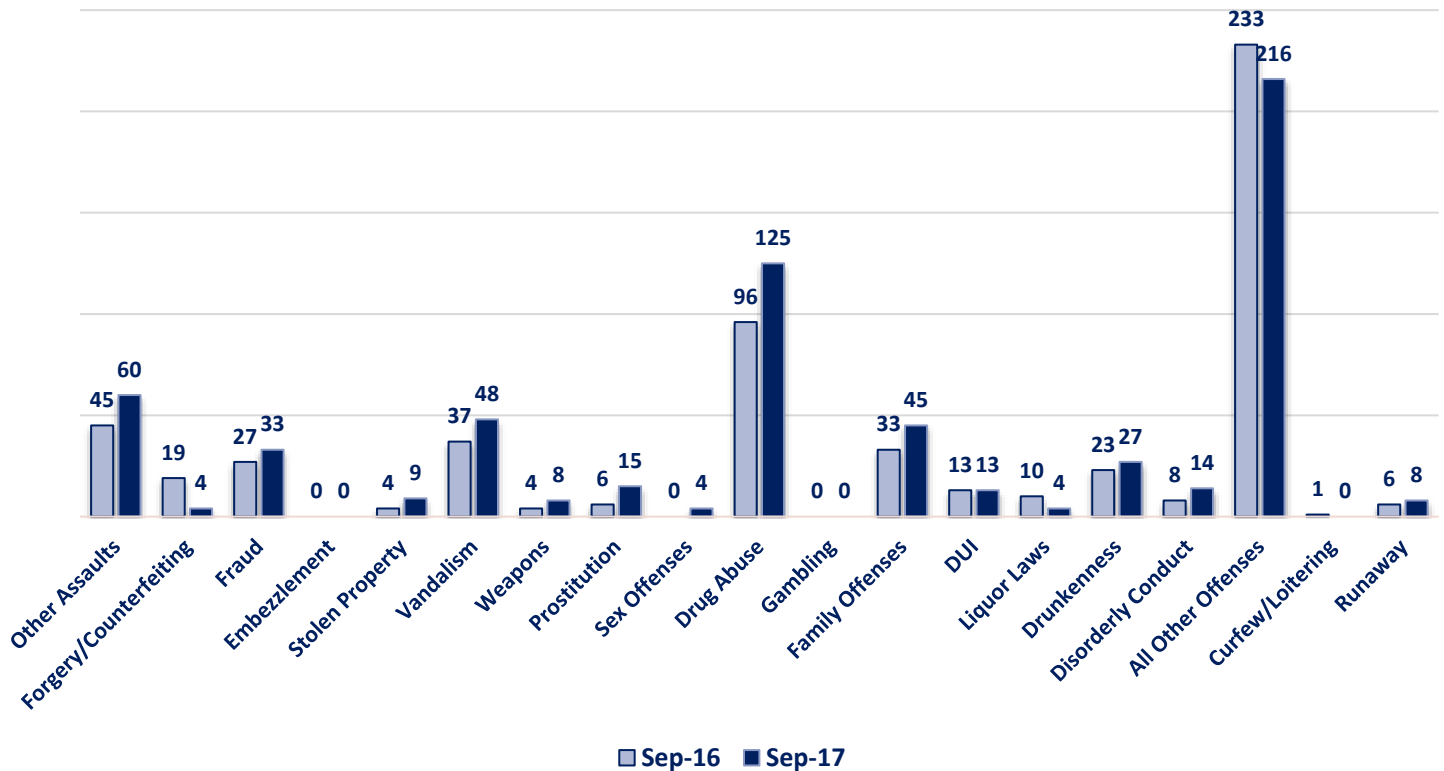
September 2017 - Part I & II Offense Percentages



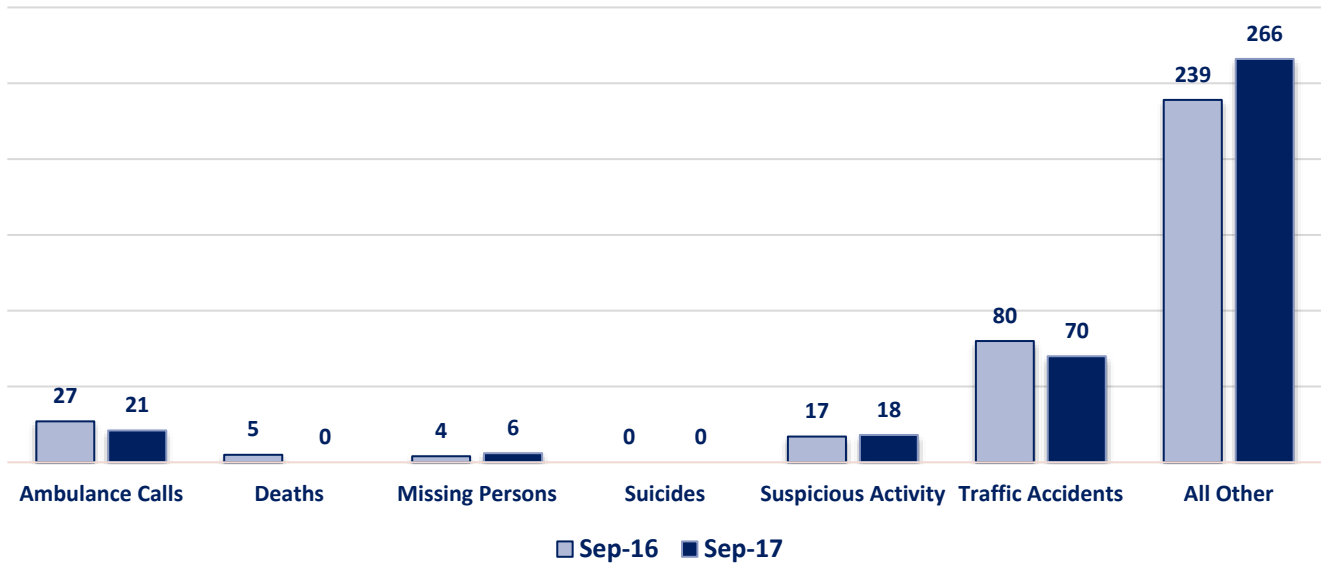
Part I Offenses



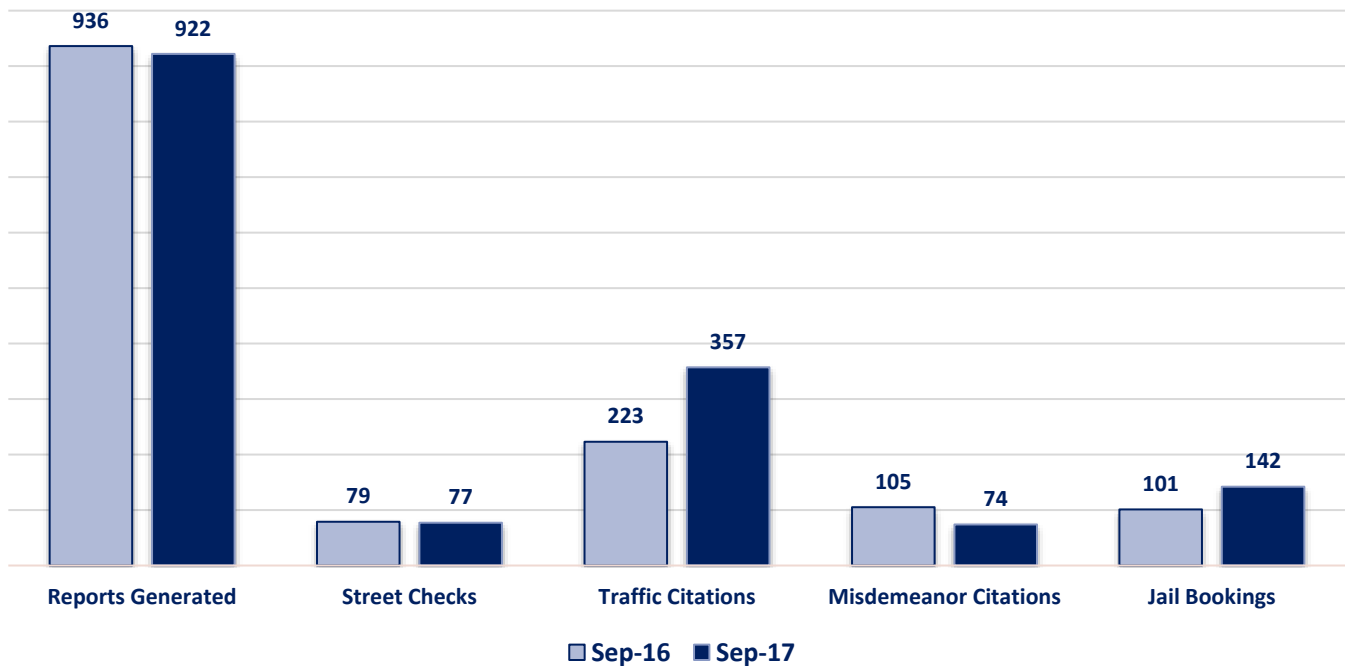
Part II Offenses



Non-UCR Offenses

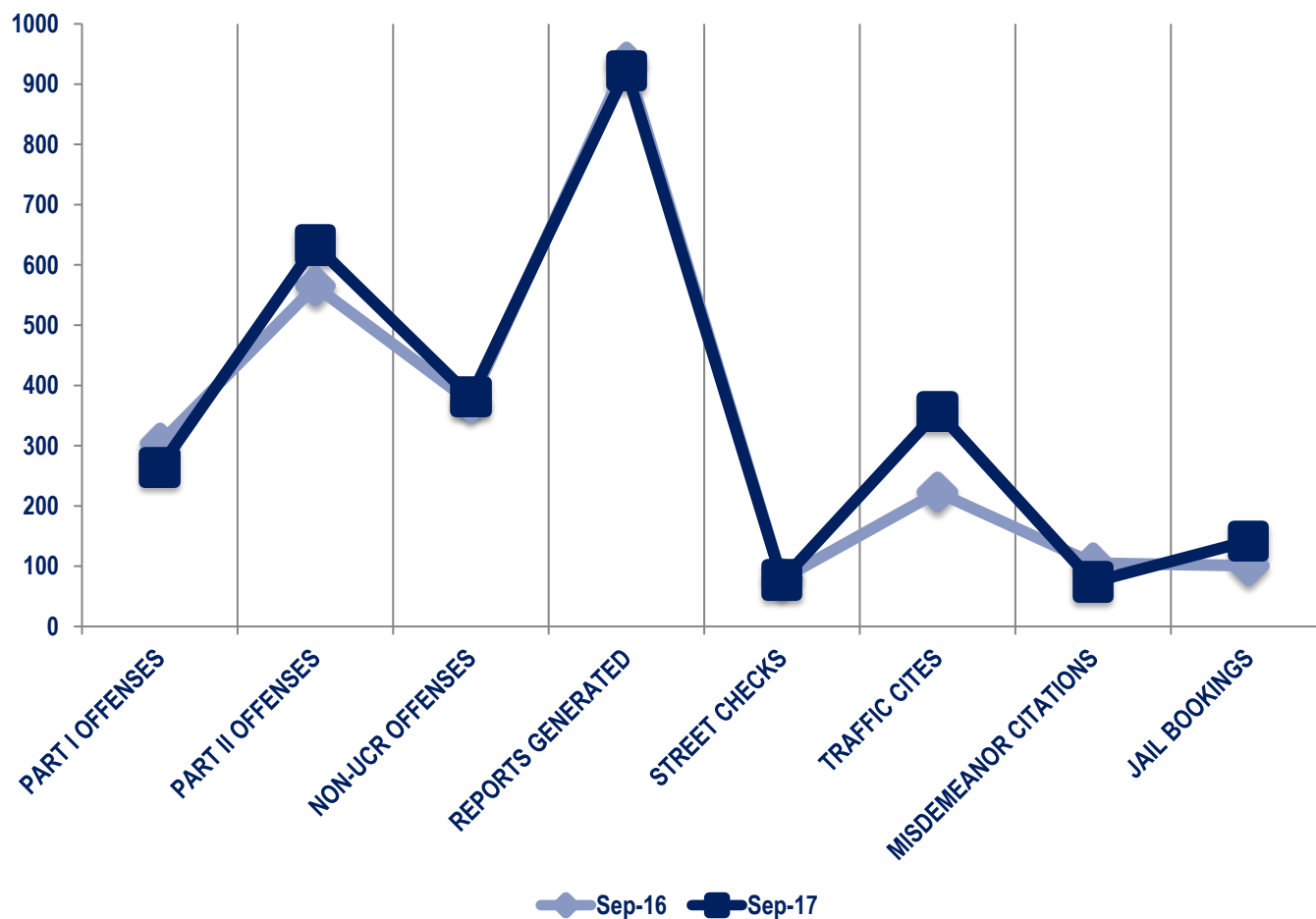


Other Event Totals



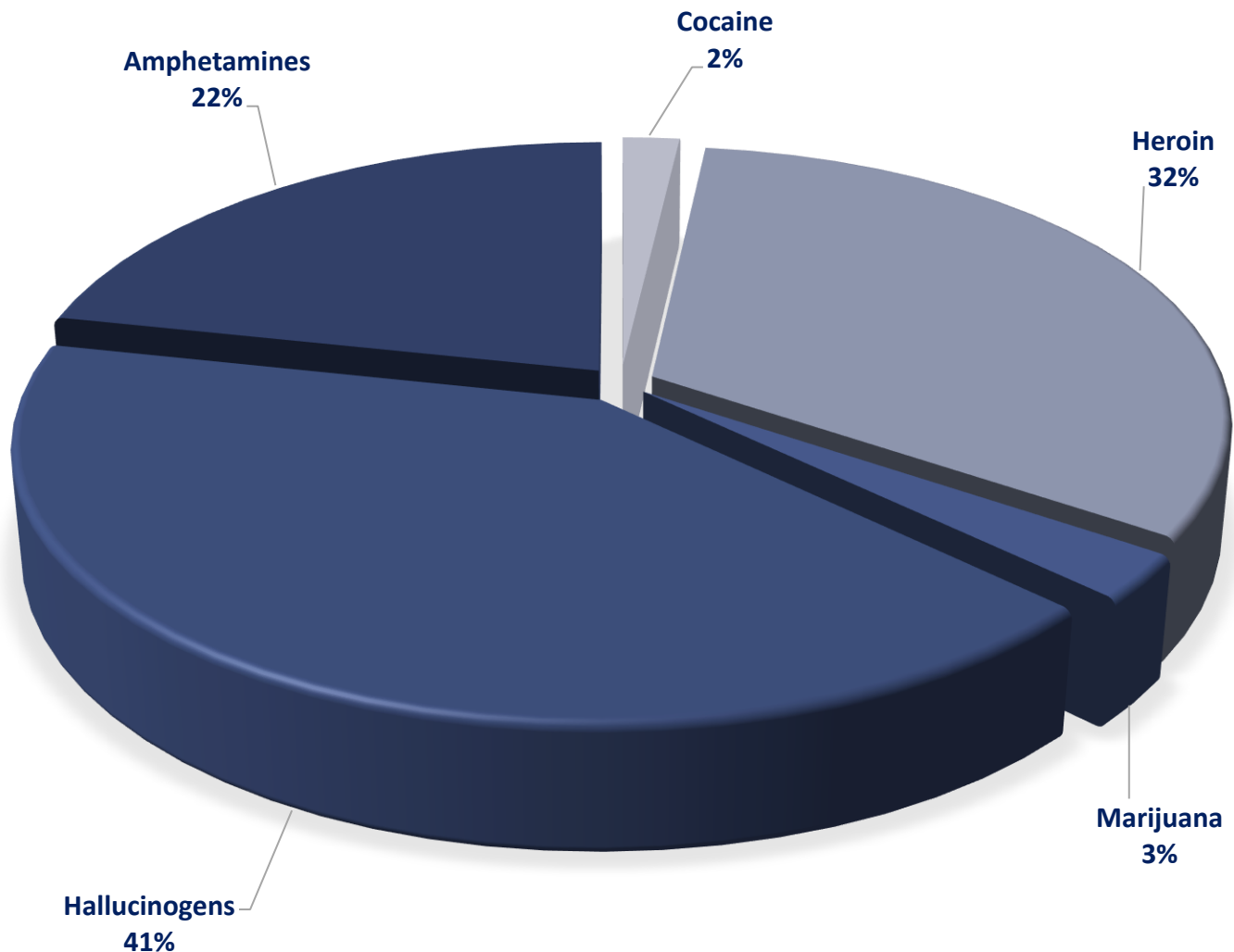
Combined Offense/Event Trends

	SEP 16	SEP 17
Part I Offenses	304	264
Part II Offenses	565	633
NonUCR Offenses	372	381
Reports Generated	936	922
Street Checks	79	77
Traffic Citations	223	357
Misdemeanor Citations	105	74
Jail Bookings	101	142

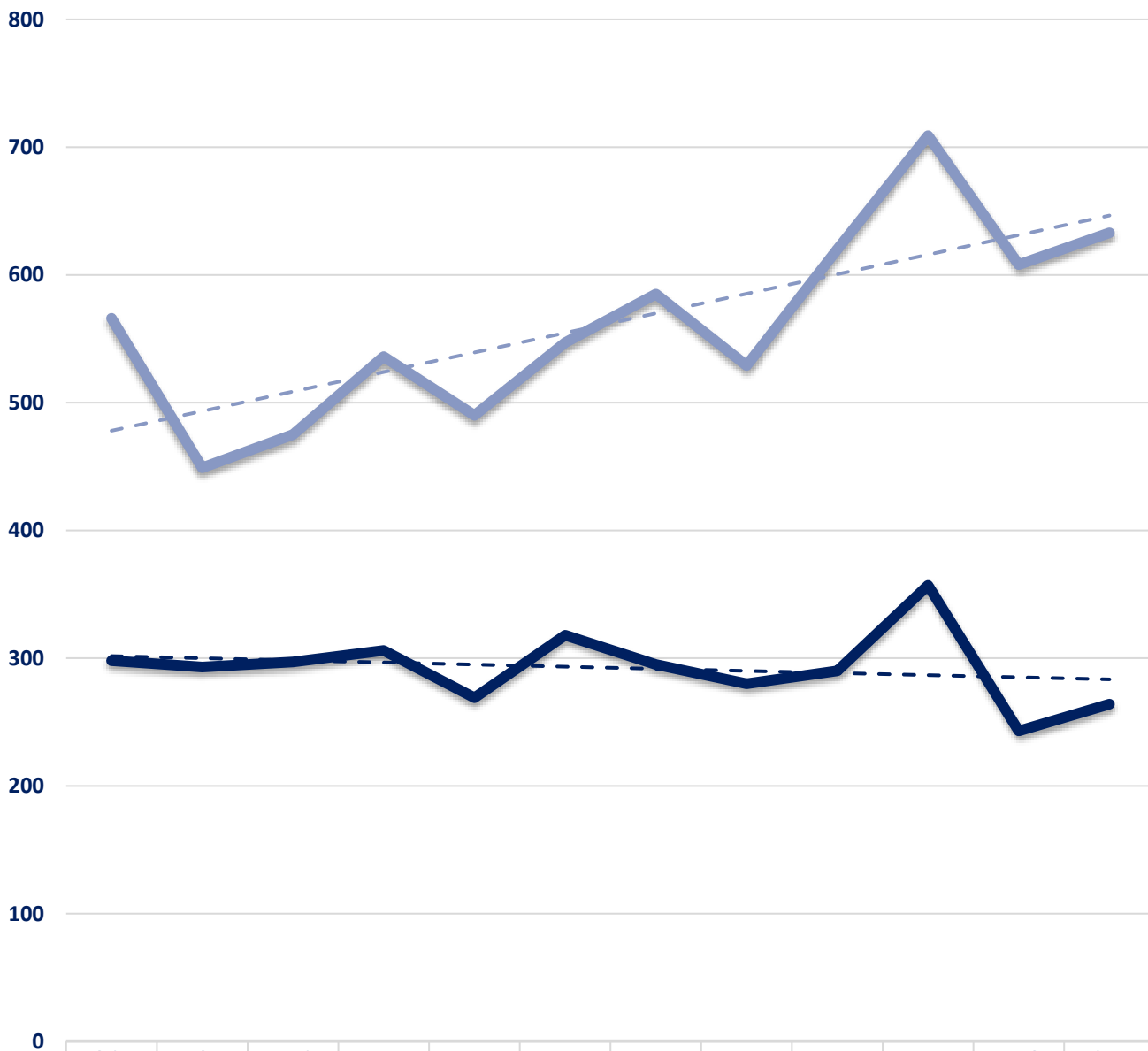


Seized Drugs

TYPE	DOSES	STREET VALUE
Cocaine	54.0	\$ 540.00
Heroin	952.0	\$ 9,520.19
Marijuana	77.9	\$ 467.39
Hallucinogens	1206.6	\$ 2,413.11
Amphetamines	633.4	\$ 6,333.74
TOTAL	2923.8	\$ 19,274.43



Part I & II Offenses - One Year



	OCT 2016	NOV 2016	DEC 2016	JAN 2017	FEB 2017	MAR 2017	APR 2017	MAY 2017	JUN 2017	JUL 2017	AUG 2017	SEP 2017
PART I	298	293	297	306	269	318	295	280	290	357	243	264
PART II	566	449	475	536	490	547	585	529	620	709	608	633

— PART I
 — PART II
 - - - Part I Linear Forecast
 - - - Part II Linear Forecast