



## CITY COUNCIL DISTRICT #7

### MONTHLY OFFENSE SUMMARY

**FEBRUARY 2017**

These figures represent preliminary counts of original Police Incident Reports and include all offenses within the above listed City Council District only. Full statistical analysis to determine the confidence level of this data has not been performed. The results contained herein are approximate in relation to the listed area and may not fully coincide with data shown in other areas of SLCPD's Crime Statistics page such as Calls for Service, Crimes Trending, and Crime Reports due to and reflective of departmental procedures that were in place at the time the event occurred and the date this data was compiled. Results displayed are not distinguished as attempted or completed crimes, do not include other calls for police service, and only represent police service where a report was made. Police Incident Reports are classified by primary offense categories as defined by the Uniform Crime Reporting (UCR) system. However, data is not subjected to any other standards set forth under UCR. Although every reasonable verification effort is made, the accuracy of any data is subject to the constraints of the report generation process as well as the manner, format, and point in time of any query.

<b>PART I OFFENSES:</b>	Chosen by the FBI as Part I Offenses because they are serious crimes that occur with regularity in all areas of the country and are likely to be reported to Police.
<b>PART II OFFENSES:</b>	All other crimes other than the eight Part I Offenses. The Uniform Crime Reporting Program gathers only arrest data for Part II Offenses, however, SLCPD results displayed in this document display all Part II Offenses, regardless of the presence of arrest data.
<b>ALL OTHER OFFENSES:</b>	Under the Part II Offense section, 'All Other Offenses' include Peeping Tom, Trespass, Kidnap/Abduction, Pornography, Extortion/Blackmail, Bribery, Warrants, Sexual Offenses, Obstruction, Public Peace, and Hit & Run.
<b>NON-UCR OFFENSES:</b>	Non-UCR Offenses include reports for all other offenses not classified as a Part I or Part II Offense. Results displayed separate some of these offenses such as Ambulance Calls, Deaths, Missing Persons, Suicides, Suspicious Activity, and Traffic Accidents.
<b>ALL OTHER NON-UCR:</b>	Under the Non-UCR category, 'All Other' include the remainder of offenses not classified as Part I or Part II and not separated from the Non-UCR Offenses. These include things such as Loud Parties, Barking Dogs, Mentally Ill Subjects, Citizen Assistance, etc.
<b>LOW NUMBER OFFENSES:</b>	On page two, in the interest of space and allowing for easier viewing, the category titled 'Low Number Offenses' include Part I and Part II Offenses from page one that have totals under the amount of 10.

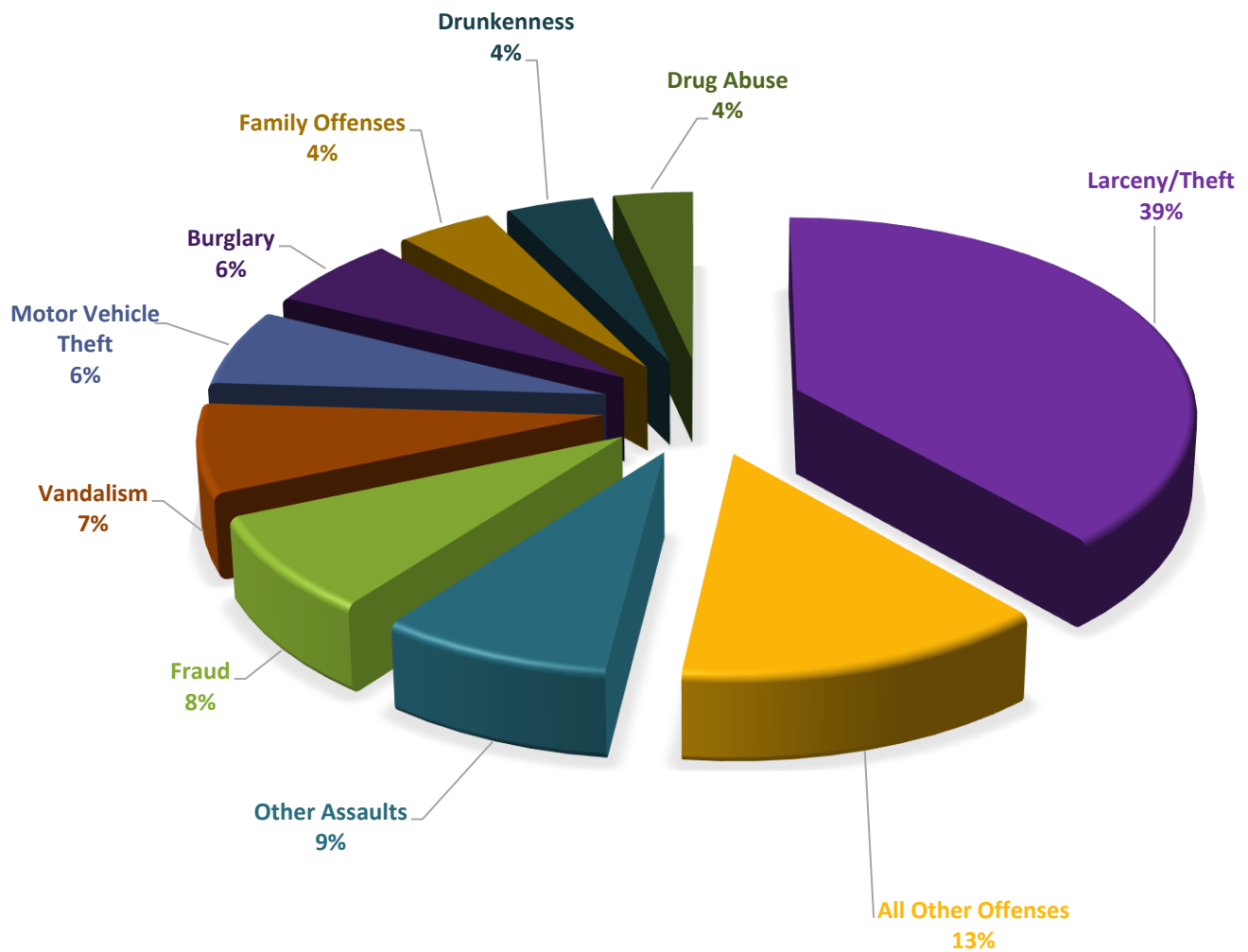


## Offenses

PART I OFFENSES	OFFENSE	FEB 16	FEB 17	OFFENSE	FEB 16	FEB 17	PART II OFFENSES
	Homicide	0	0	Other Assaults	19	24	
	Sexual Assault	1	3	Forgery/Counterfeit	4	6	
	Robbery	2	1	Fraud	21	23	
	Aggravated Assault	1	1	Embezzlement	0	0	
	Burglary	25	17	Stolen Property	0	0	
	Larceny/Theft	116	109	Vandalism	23	21	
	Motor Vehicle Theft	19	18	Weapons	0	0	
	Arson	0	0	Prostitution	0	1	
PART I TOTALS		164	149	Sex Offenses		2	3
NON-UCR OFFENSES	Ambulance Calls	5	11	Drug Abuse	28	10	
	Deaths	3	3	Gambling	0	0	
	Missing Persons	3	2	Family Offenses	8	12	
	Suicides	0	1	DUI	4	4	
	Suspicious Activity	4	5	Liquor Laws	3	6	
	Traffic Accidents	49	55	Drunkenness	7	11	
	All Other	100	93	Disorderly Conduct	2	3	
	NON-UCR TOTALS	164	170	All Other Offenses	66	38	
TOTALS	PART I OFFENSES	164	149	Curfew/Loitering	0	0	PART II TOTALS
	PART II OFFENSES	187	165	Runaway	0	3	
	NON-UCR OFFENSES	164	170	PART II TOTALS		187	165
	TOTAL	515	484				

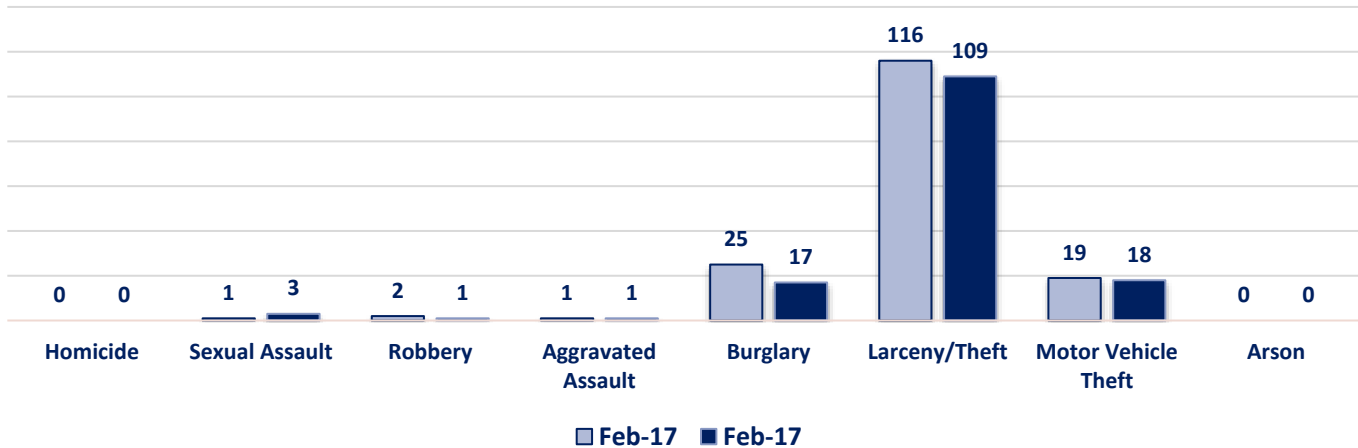


## February 2017 - Part I & Part II Offense Percentages

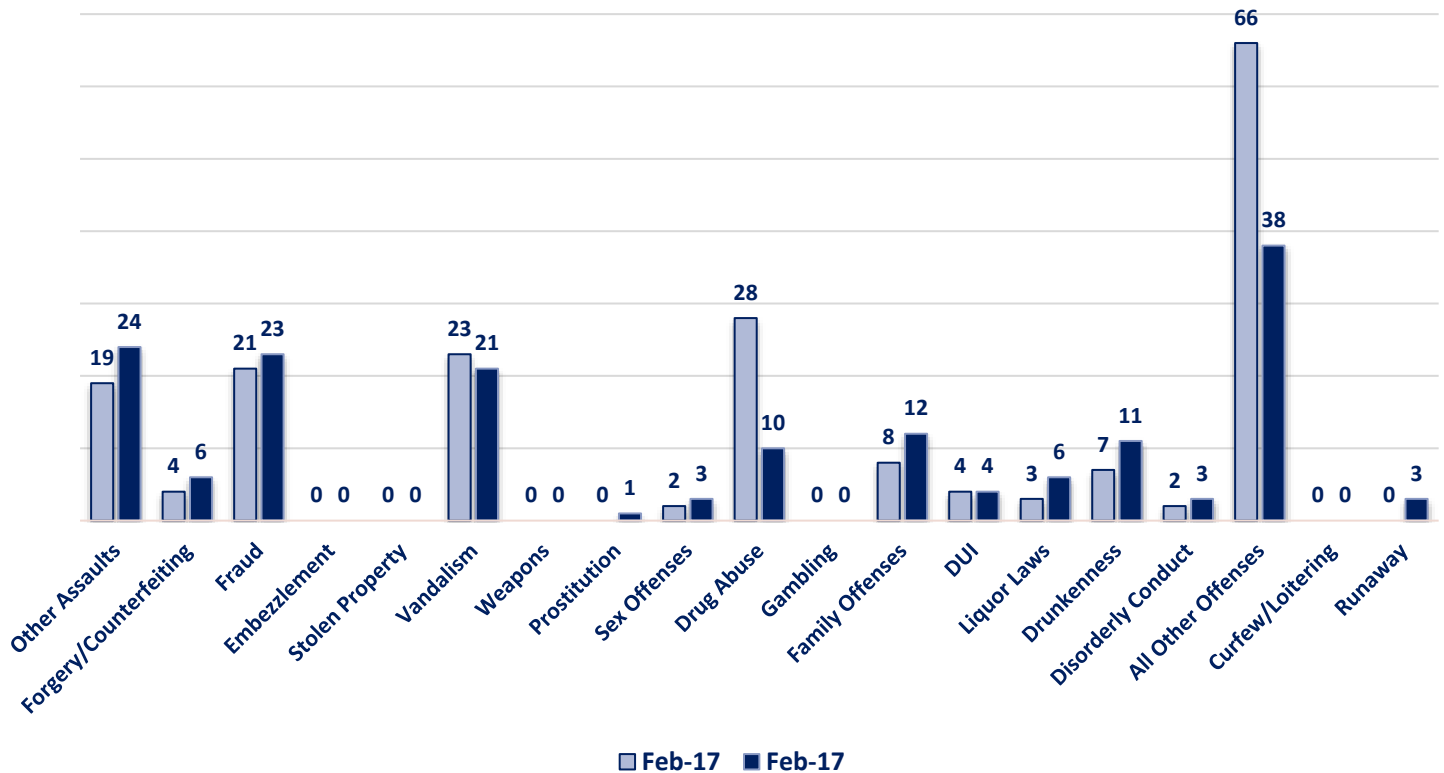




### Part I Offenses

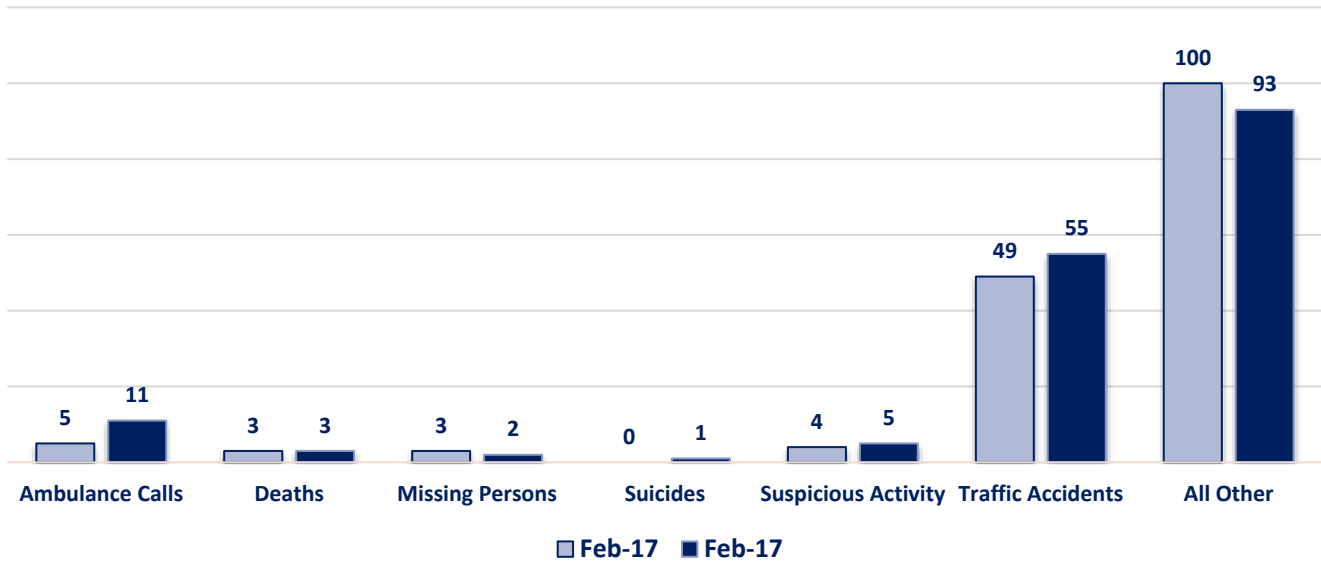


### Part II Offenses

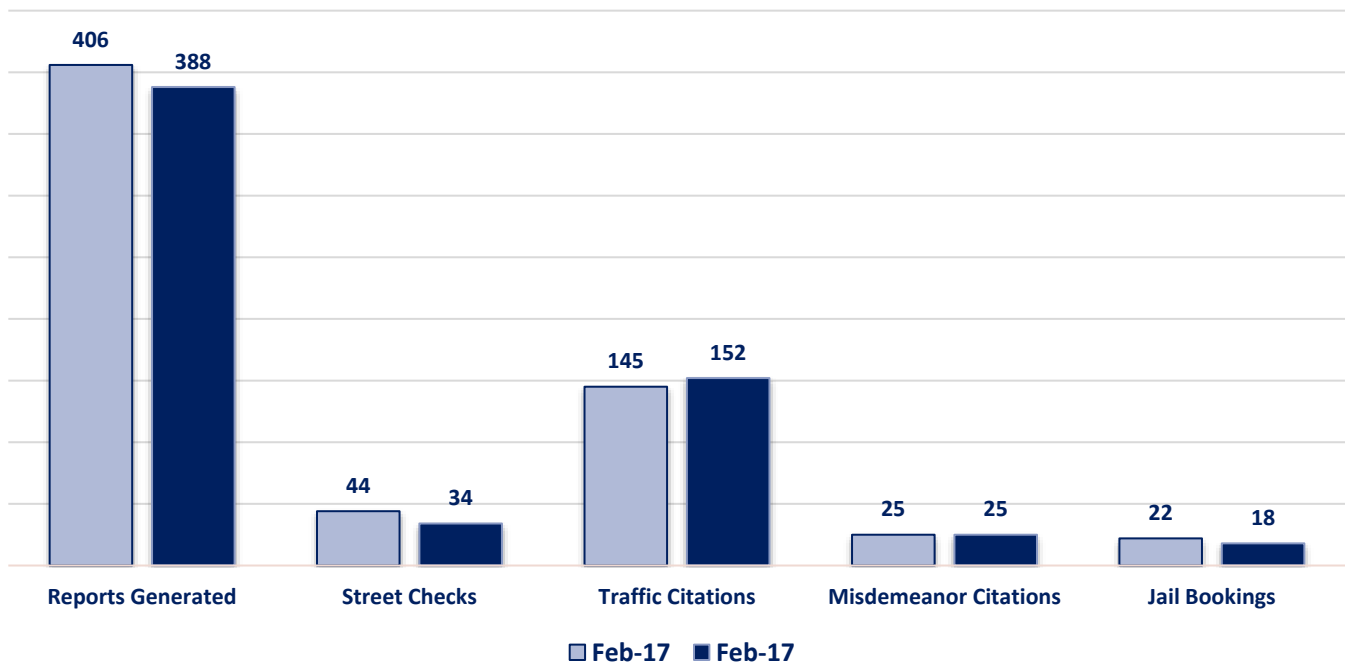




### Non-UCR Offenses



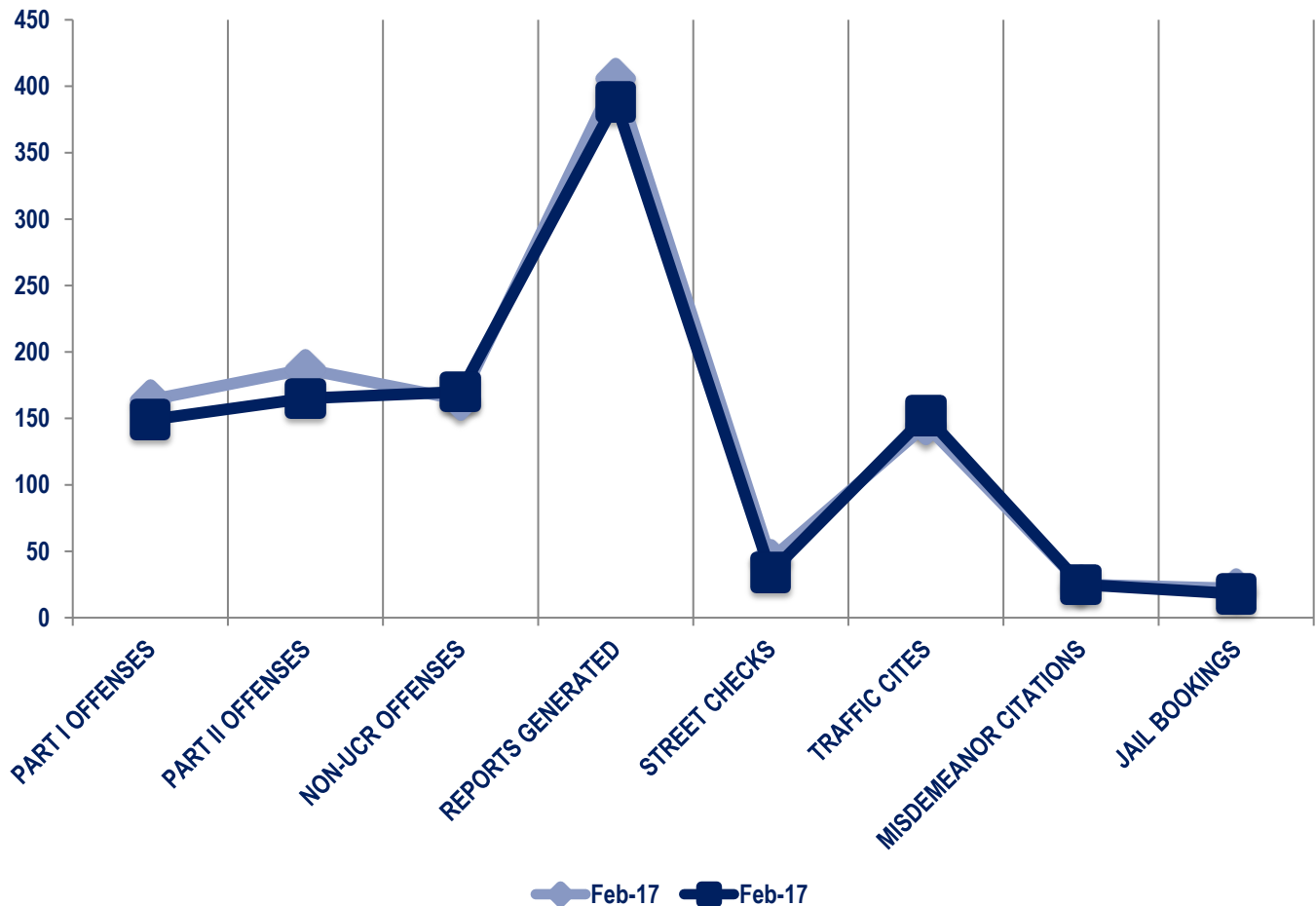
### Other Event Totals





## Combined Offense/Event Trends

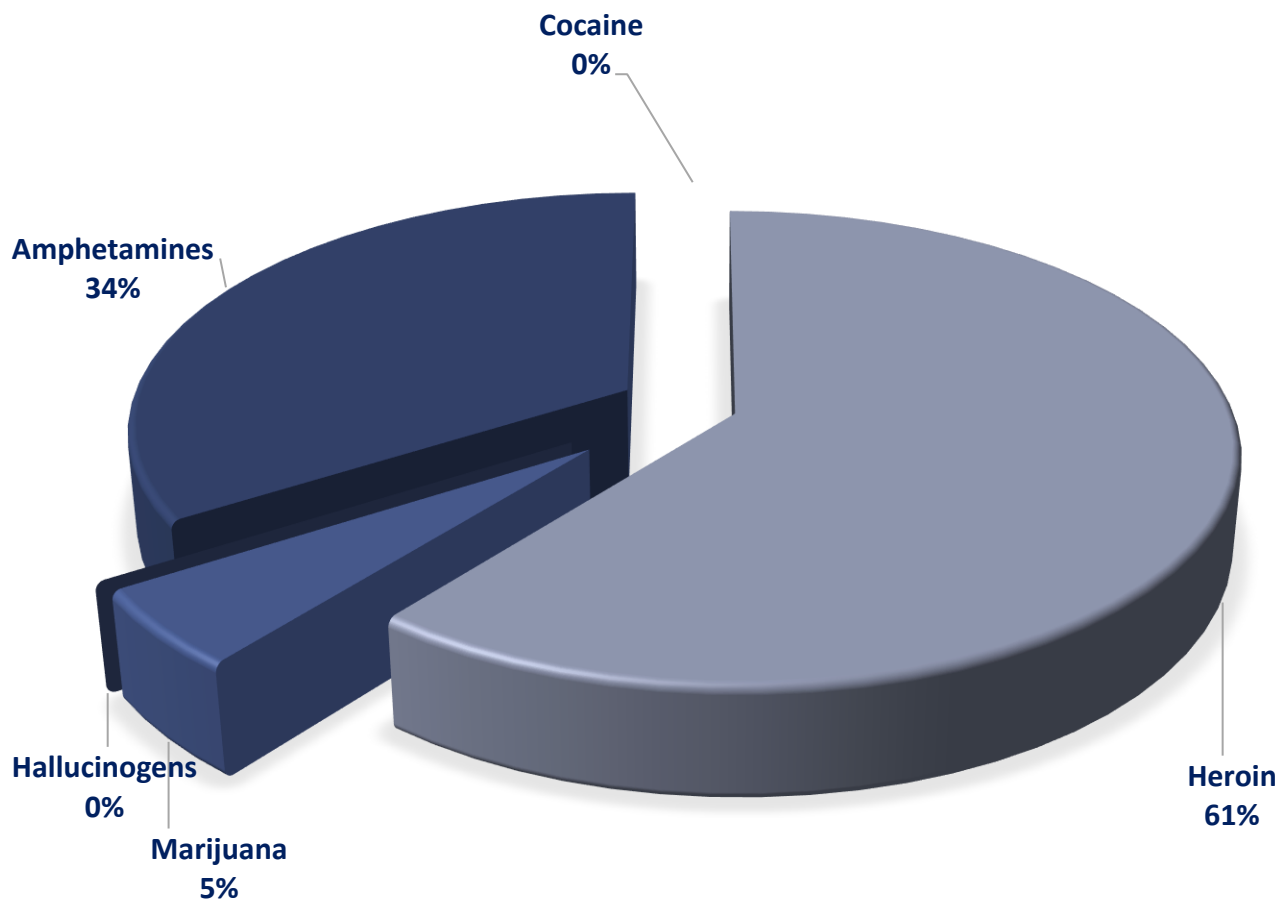
	FEB 16	FEB 17
<b>Part I Offenses</b>	164	149
<b>Part II Offenses</b>	187	165
<b>NonUCR Offenses</b>	164	170
<b>Reports Generated</b>	406	388
<b>Street Checks</b>	44	34
<b>Traffic Citations</b>	145	152
<b>Misdemeanor Citations</b>	25	25
<b>Jail Bookings</b>	22	18





## Seized Drugs

TYPE	DOSES	STREET VALUE
Cocaine	0.0	\$ -
Heroin	291.0	\$ 2,910.00
Marijuana	25.2	\$ 151.33
Hallucinogens	0.0	\$ -
Amphetamines	162.8	\$ 1,627.50
<b>TOTAL</b>	<b>479.0</b>	<b>\$ 4,688.83</b>





## Part I & II Offenses - One Year

