



CITY COUNCIL DISTRICT #7

MONTHLY OFFENSE SUMMARY

MAY 2017

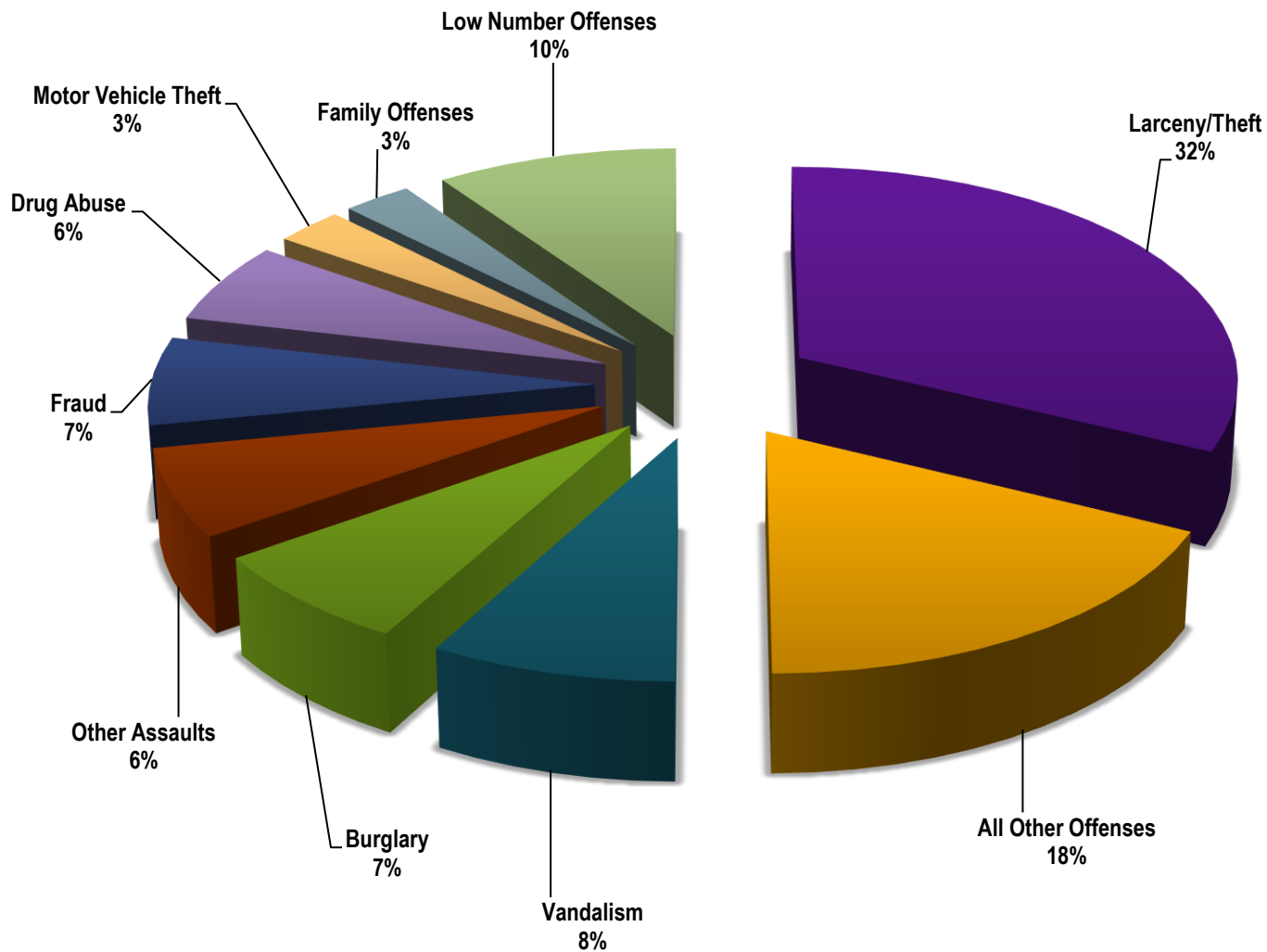
These figures represent preliminary counts of original Police Incident Reports and include all offenses within the above listed City Council District only. Full statistical analysis to determine the confidence level of this data has not been performed. The results contained herein are approximate in relation to the listed area and may not fully coincide with data shown in other areas of SLCPD's Crime Statistics page such as Calls for Service, Crimes Trending, and Crime Reports due to and reflective of departmental procedures that were in place at the time the event occurred and the date this data was compiled. Results displayed are not distinguished as attempted or completed crimes, do not include other calls for police service, and only represent police service where a report was made. Police Incident Reports are classified by primary offense categories as defined by the Uniform Crime Reporting (UCR) system. However, data is not subjected to any other standards set forth under UCR. Although every reasonable verification effort is made, the accuracy of any data is subject to the constraints of the report generation process as well as the manner, format, and point in time of any query.

PART I OFFENSES:	Chosen by the FBI as Part I Offenses because they are serious crimes that occur with regularity in all areas of the country and are likely to be reported to Police.
PART II OFFENSES:	All other crimes other than the eight Part I Offenses. The Uniform Crime Reporting Program gathers only arrest data for Part II Offenses, however, SLCPD results displayed in this document display all Part II Offenses, regardless of the presence of arrest data.
ALL OTHER OFFENSES:	Under the Part II Offense section, 'All Other Offenses' include Peeping Tom, Trespass, Kidnap/Abduction, Pornography, Extortion/Blackmail, Bribery, Warrants, Sexual Offenses, Obstruction, Public Peace, and Hit & Run.
NON-UCR OFFENSES:	Non-UCR Offenses include reports for all other offenses not classified as a Part I or Part II Offense. Results displayed separate some of these offenses such as Ambulance Calls, Deaths, Missing Persons, Suicides, Suspicious Activity, and Traffic Accidents.
ALL OTHER NON-UCR:	Under the Non-UCR category, 'All Other' include the remainder of offenses not classified as Part I or Part II and not separated from the Non-UCR Offenses. These include things such as Loud Parties, Barking Dogs, Mentally Ill Subjects, Citizen Assistance, etc.
LOW NUMBER OFFENSES:	On page two, in the interest of space and allowing for easier viewing, the category titled 'Low Number Offenses' include Part I and Part II Offenses from page one that have totals under the amount of 10.

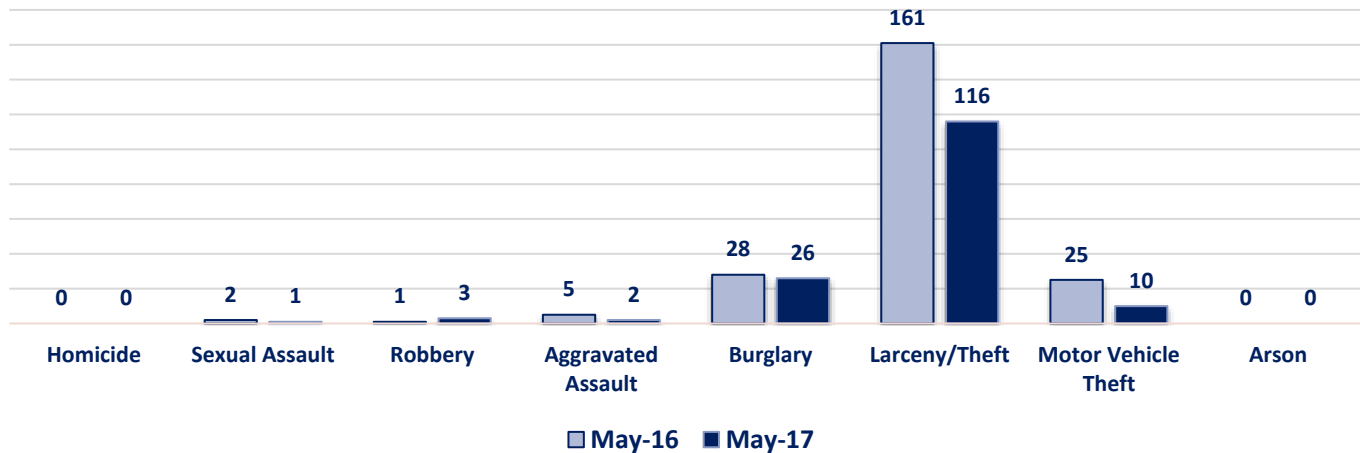
Offenses

PART I OFFENSES	OFFENSE	MAY 16	MAY 17	OFFENSE	MAY 16	MAY 17	PART II OFFENSES
	Homicide	0	0	Other Assaults	42	24	
	Sexual Assault	2	1	Forgery/Counterfeit	9	7	
	Robbery	1	3	Fraud	21	24	
	Aggravated Assault	5	2	Embezzlement	0	0	
	Burglary	28	26	Stolen Property	2	2	
	Larceny/Theft	161	116	Vandalism	35	29	
	Motor Vehicle Theft	25	10	Weapons	1	1	
	Arson	0	0	Prostitution	0	0	
NON-UCR OFFENSES	PART I TOTALS	222	158	Sex Offenses	4	3	PART II OFFENSES
	Ambulance Calls	13	13	Drug Abuse	26	22	
	Deaths	1	2	Gambling	0	0	
	Missing Persons	3	2	Family Offenses	26	10	
	Suicides	0	0	DUI	1	3	
	Suspicious Activity	4	11	Liquor Laws	4	3	
	Traffic Accidents	63	69	Drunkenness	14	7	
	All Other	114	88	Disorderly Conduct	6	1	
	NON-UCR TOTALS	198	185	All Other Offenses	74	64	
TOTALS	PART I OFFENSES	222	158	Curfew/Loitering	0	0	PART II OFFENSES
	PART II OFFENSES	268	202	Runaway	3	2	
	NON-UCR OFFENSES	198	185	PART II TOTALS	268	202	
	TOTAL	688	545				

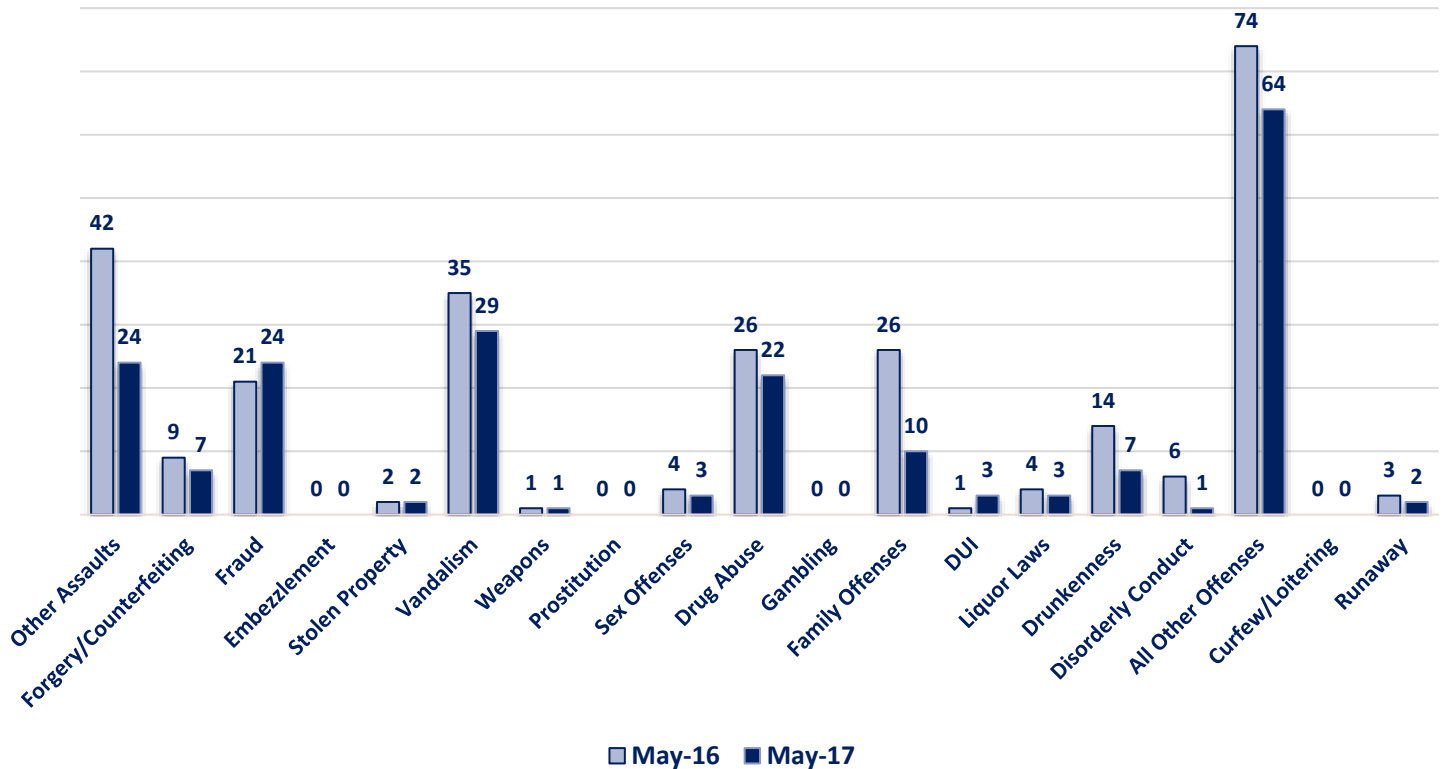
May 2017 - Part I & II Offense Percentages



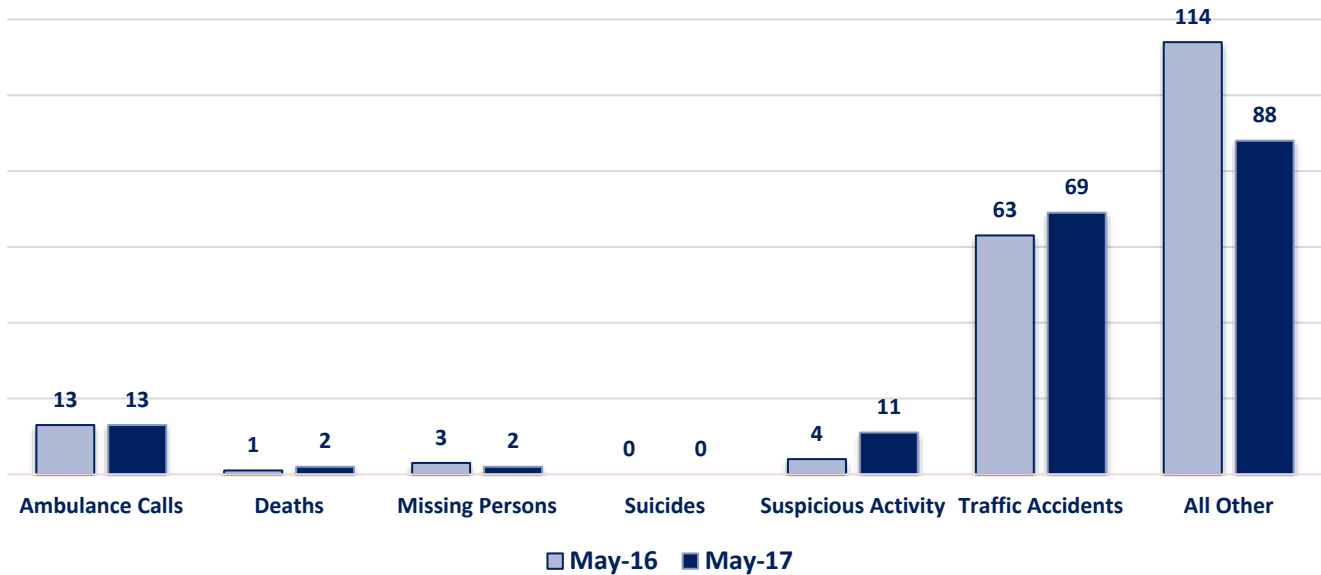
Part I Offenses



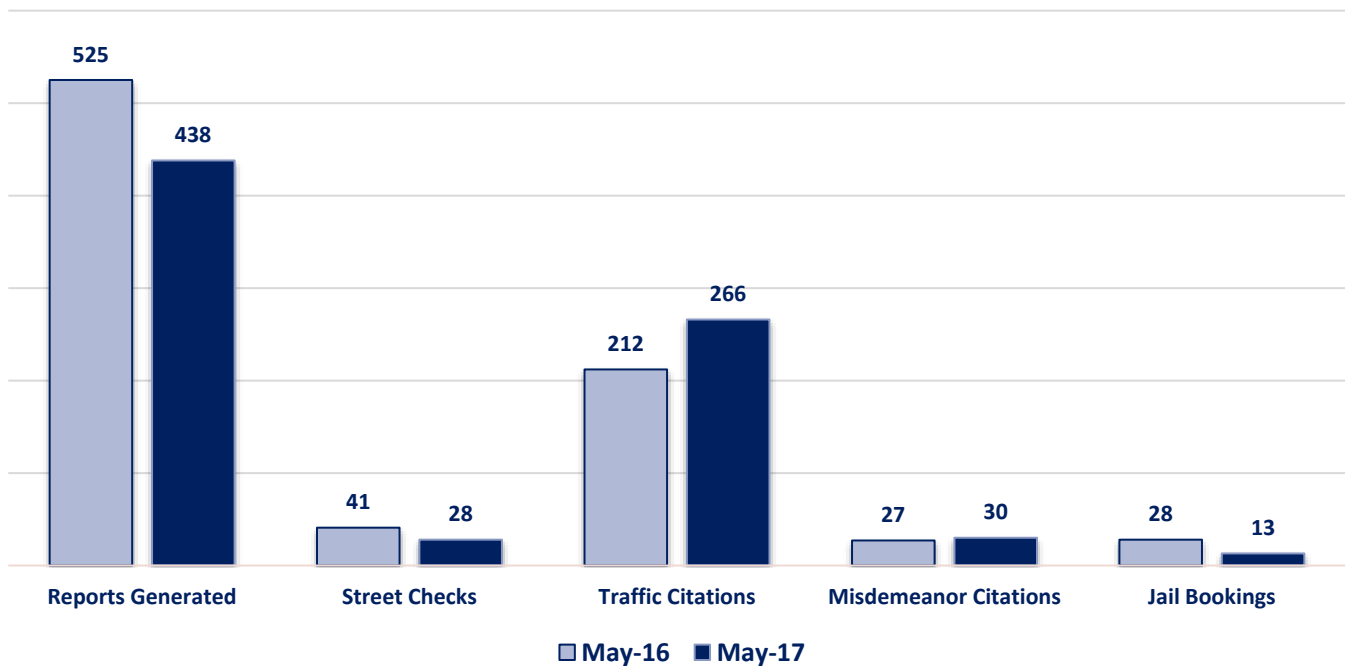
Part II Offenses



Non-UCR Offenses

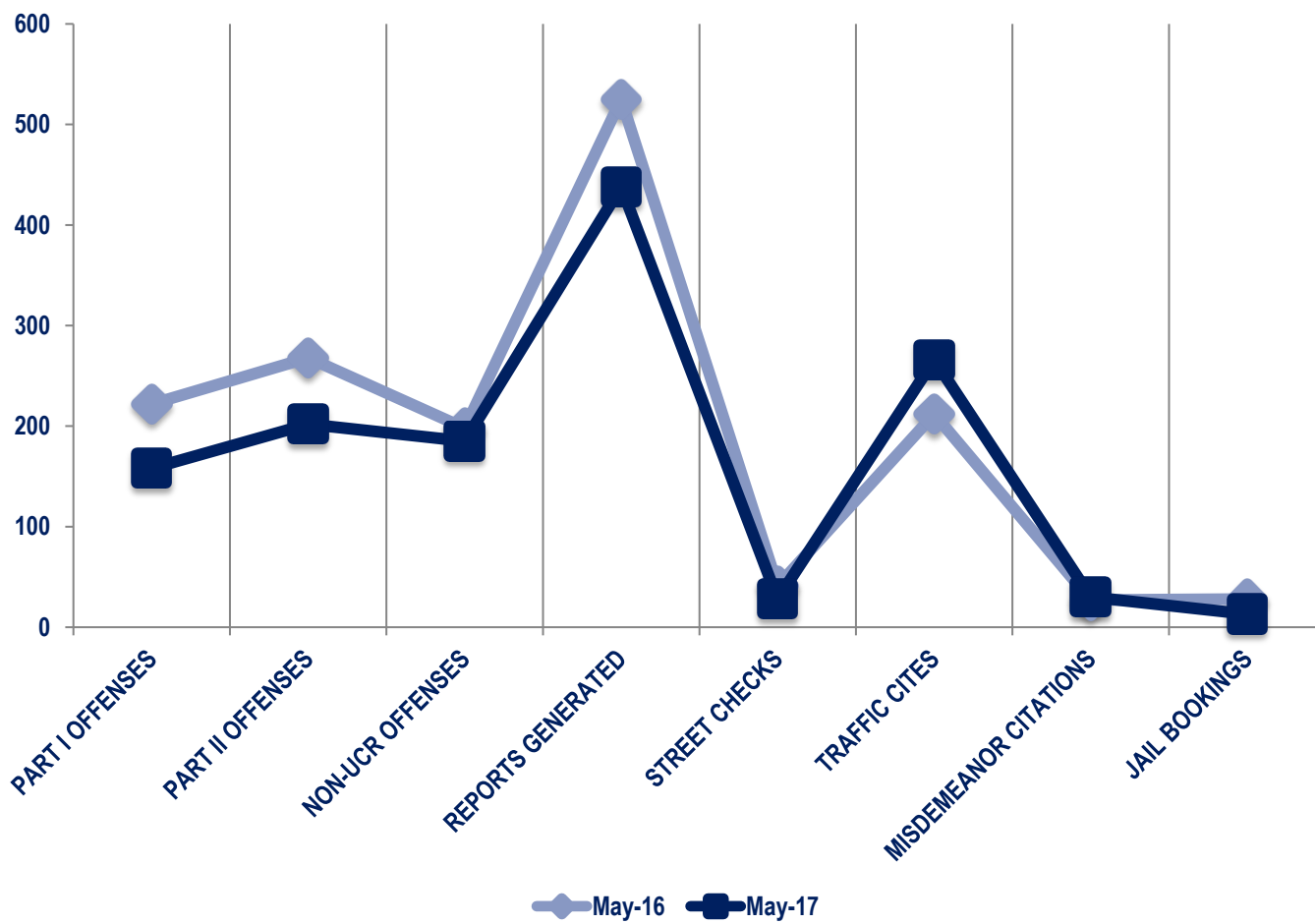


Other Event Totals



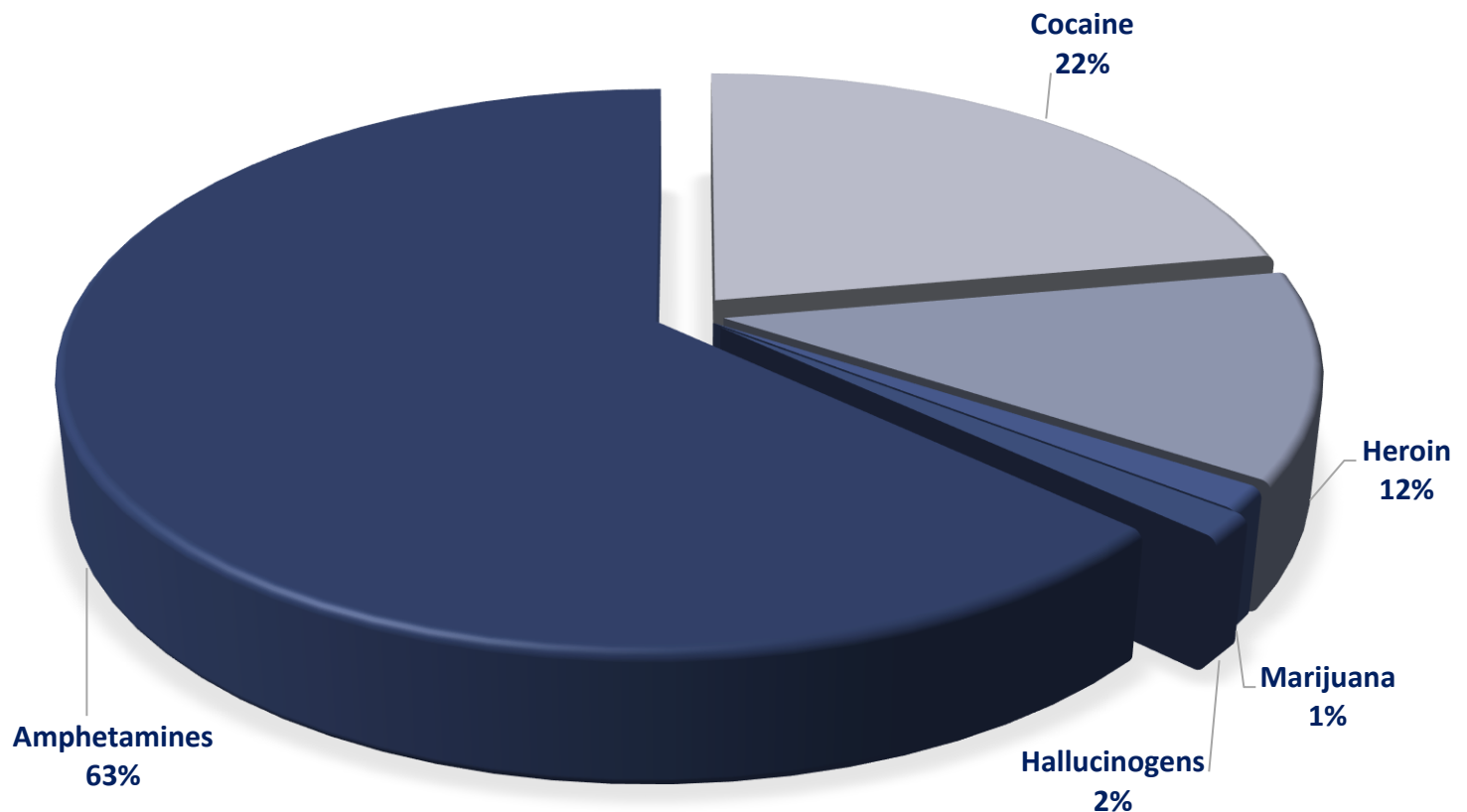
Combined Offense/Event Trends

	MAY 16	MAY 17
Part I Offenses	222	158
Part II Offenses	268	202
NonUCR Offenses	198	185
Reports Generated	525	438
Street Checks	41	28
Traffic Citations	212	266
Misdemeanor Citations	27	30
Jail Bookings	28	13

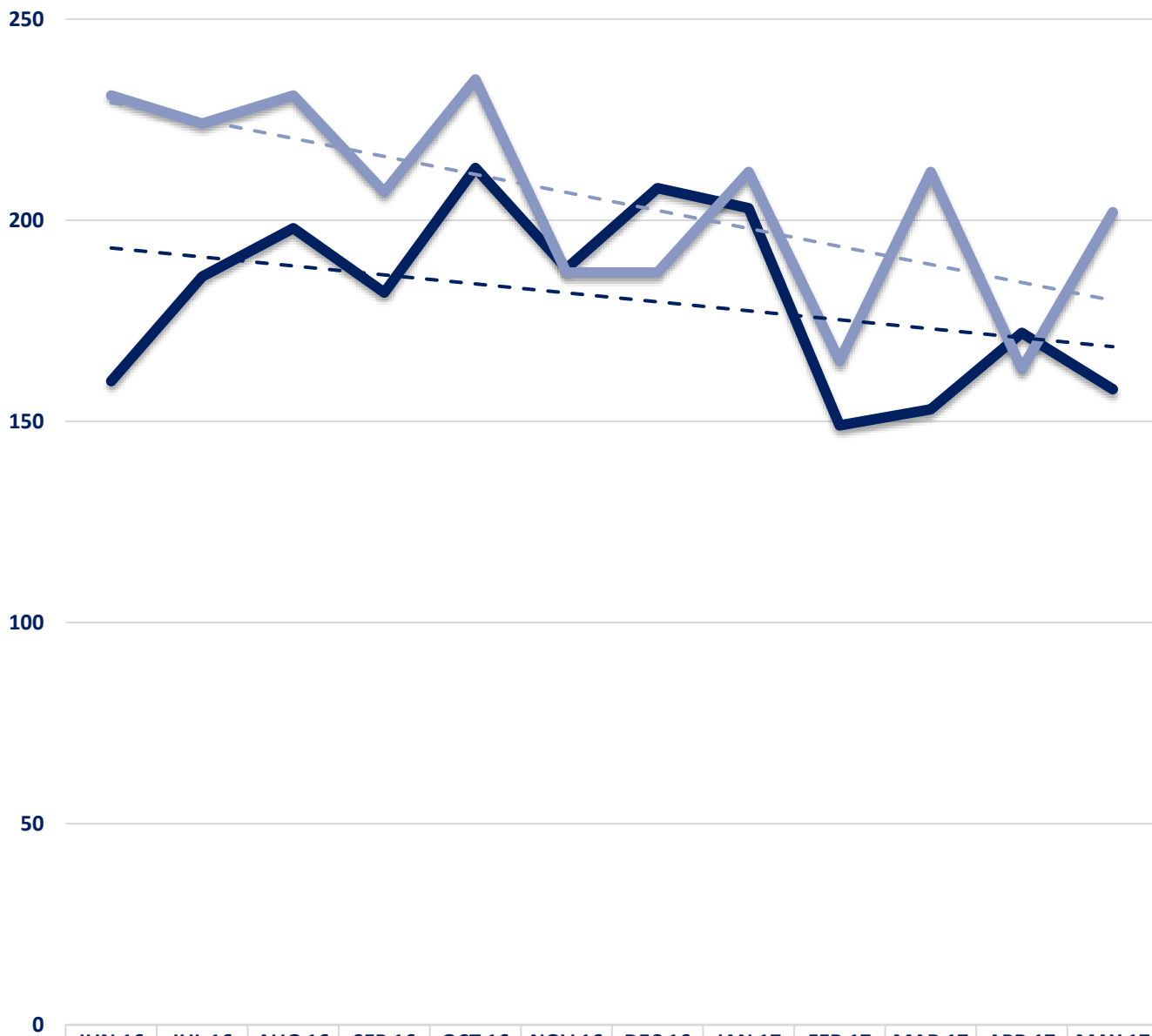


Seized Drugs

TYPE	DOSES	STREET VALUE
Cocaine	63.0	\$ 630.00
Heroin	34.0	\$ 340.00
Marijuana	3.7	\$ 22.22
Hallucinogens	3.9	\$ 7.76
Amphetamines	179.0	\$ 1,790.00
TOTAL	283.6	\$ 2,789.98



Part I & II Offenses - One Year



— **PART I**
 — **PART II**
 - - - Part I Linear Forecast
 - - - Part II Linear Forecast