



CITY COUNCIL DISTRICT #1

MONTHLY OFFENSE SUMMARY

JULY 2017

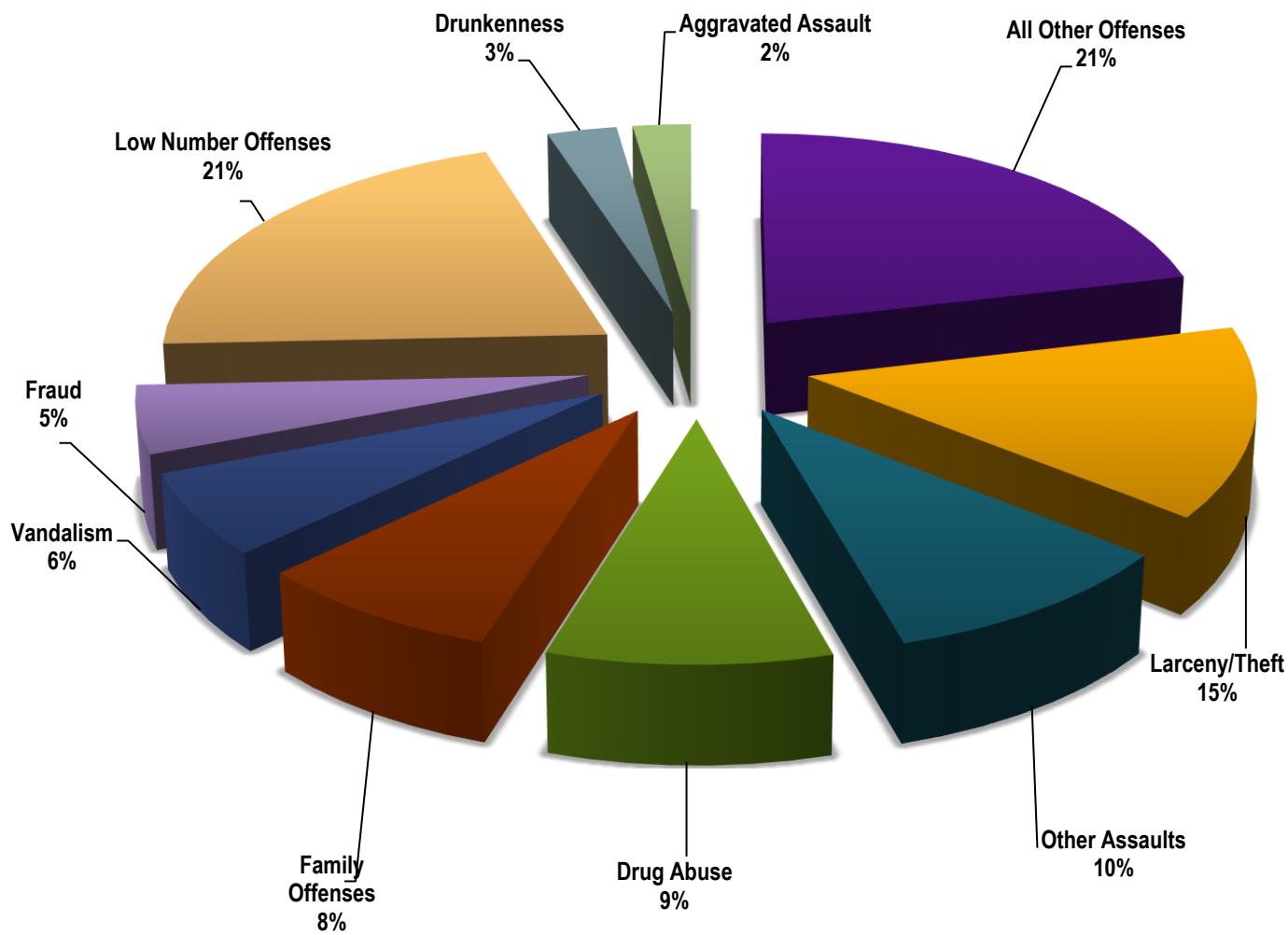
These figures represent preliminary counts of original Police Incident Reports and include all offenses within the above listed City Council District only. Full statistical analysis to determine the confidence level of this data has not been performed. The results contained herein are approximate in relation to the listed area and may not fully coincide with data shown in other areas of SLCPD's Crime Statistics page such as Calls for Service, Crimes Trending, and Crime Reports due to and reflective of departmental procedures that were in place at the time the event occurred and the date this data was compiled. Results displayed are not distinguished as attempted or completed crimes, do not include other calls for police service, and only represent police service where a report was made. Police Incident Reports are classified by primary offense categories as defined by the Uniform Crime Reporting (UCR) system. However, data is not subjected to any other standards set forth under UCR. Although every reasonable verification effort is made, the accuracy of any data is subject to the constraints of the report generation process as well as the manner, format, and point in time of any query.

PART I OFFENSES:	Chosen by the FBI as Part I Offenses because they are serious crimes that occur with regularity in all areas of the country and are likely to be reported to Police.
PART II OFFENSES:	All other crimes other than the eight Part I Offenses. The Uniform Crime Reporting Program gathers only arrest data for Part II Offenses, however, SLCPD results displayed in this document display all Part II Offenses, regardless of the presence of arrest data.
ALL OTHER OFFENSES:	Under the Part II Offense section, 'All Other Offenses' include Peeping Tom, Trespass, Kidnap/Abduction, Pornography, Extortion/Blackmail, Bribery, Warrants, Sexual Offenses, Obstruction, Public Peace, and Hit & Run.
NON-UCR OFFENSES:	Non-UCR Offenses include reports for all other offenses not classified as a Part I or Part II Offense. Results displayed separate some of these offenses such as Ambulance Calls, Deaths, Missing Persons, Suicides, Suspicious Activity, and Traffic Accidents.
ALL OTHER NON-UCR:	Under the Non-UCR category, 'All Other' include the remainder of offenses not classified as Part I or Part II and not separated from the Non-UCR Offenses. These include things such as Loud Parties, Barking Dogs, Mentally Ill Subjects, Citizen Assistance, etc.
LOW NUMBER OFFENSES:	On page two, in the interest of space and allowing for easier viewing, the category titled 'Low Number Offenses' include Part I and Part II Offenses from page one that have totals under the amount of 20.

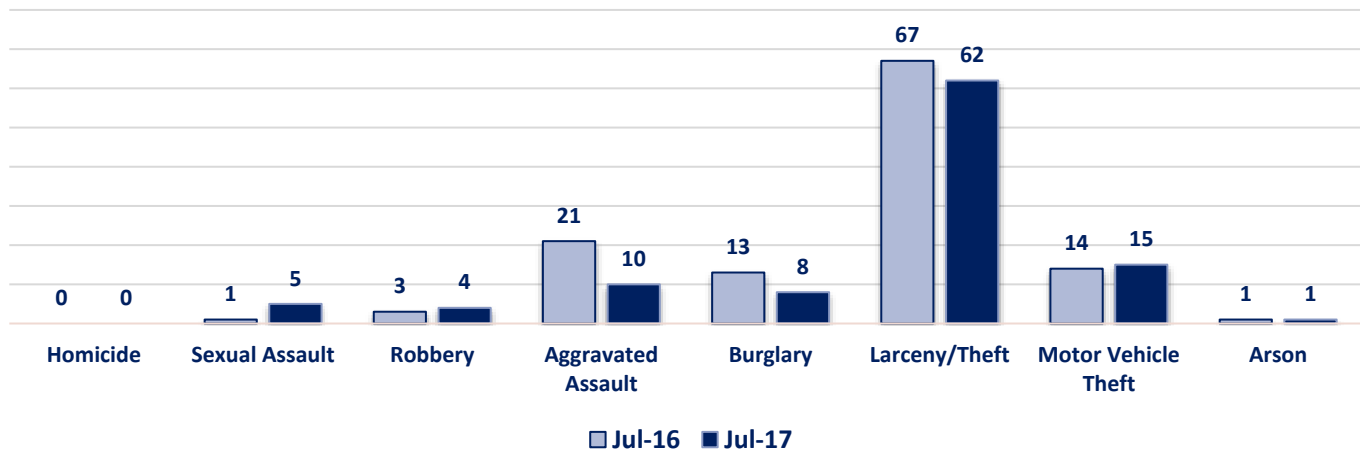
Offenses

PART I OFFENSES	OFFENSE	JUL 16	JUL 17	OFFENSE	JUL 16	JUL 17
	Homicide	0	0	Other Assaults	50	43
	Sexual Assault	1	5	Forgery/Counterfeit	10	7
	Robbery	3	4	Fraud	13	22
	Aggravated Assault	21	10	Embezzlement	0	0
	Burglary	13	8	Stolen Property	2	3
	Larceny/Theft	67	62	Vandalism	37	27
	Motor Vehicle Theft	14	15	Weapons	9	5
	Arson	1	1	Prostitution	1	2
NON-UCR OFFENSES	PART I TOTALS	120	105	Sex Offenses	0	3
	Ambulance Calls	14	12	Drug Abuse	31	40
	Deaths	7	5	Gambling	0	0
	Missing Persons	12	3	Family Offenses	51	35
	Suicides	1	0	DUI	3	2
	Suspicious Activity	13	10	Liquor Laws	2	0
	Traffic Accidents	30	28	Drunkenness	10	12
	All Other	112	135	Disorderly Conduct	6	5
	NON-UCR TOTALS	189	193	All Other Offenses	65	92
TOTALS	PART I OFFENSES	120	105	Curfew/Loitering	0	0
	PART II OFFENSES	302	305	Runaway	12	7
	NON-UCR OFFENSES	189	193	PART II TOTALS	302	305
	TOTAL	611	603			

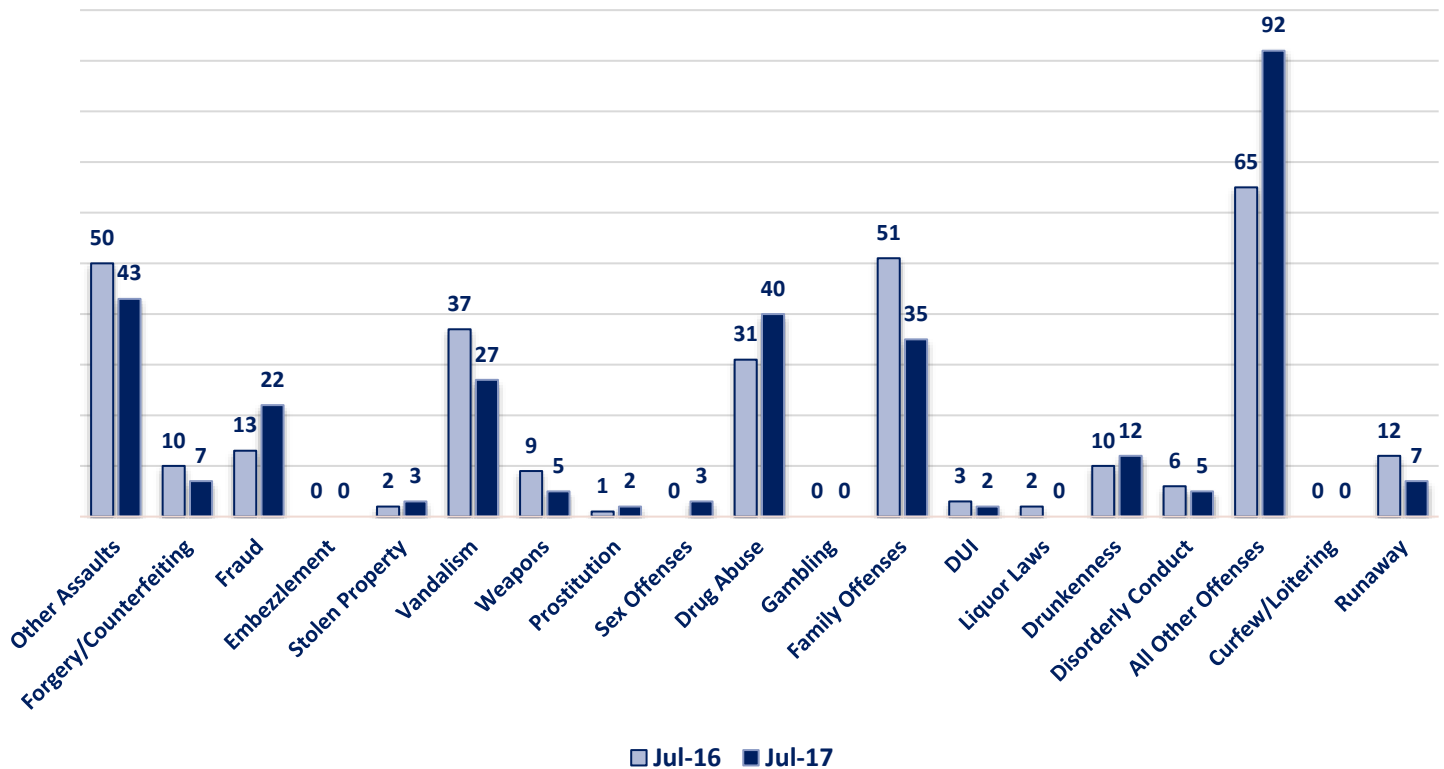
July 2017 - Part I & II Offense Percentages



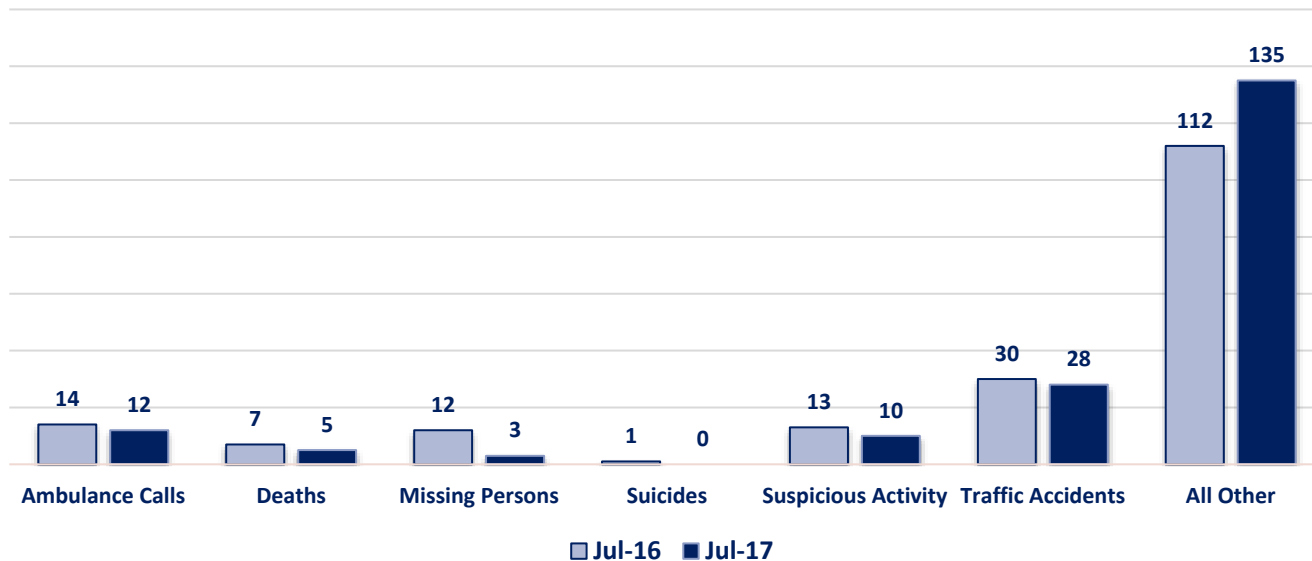
Part I Offenses



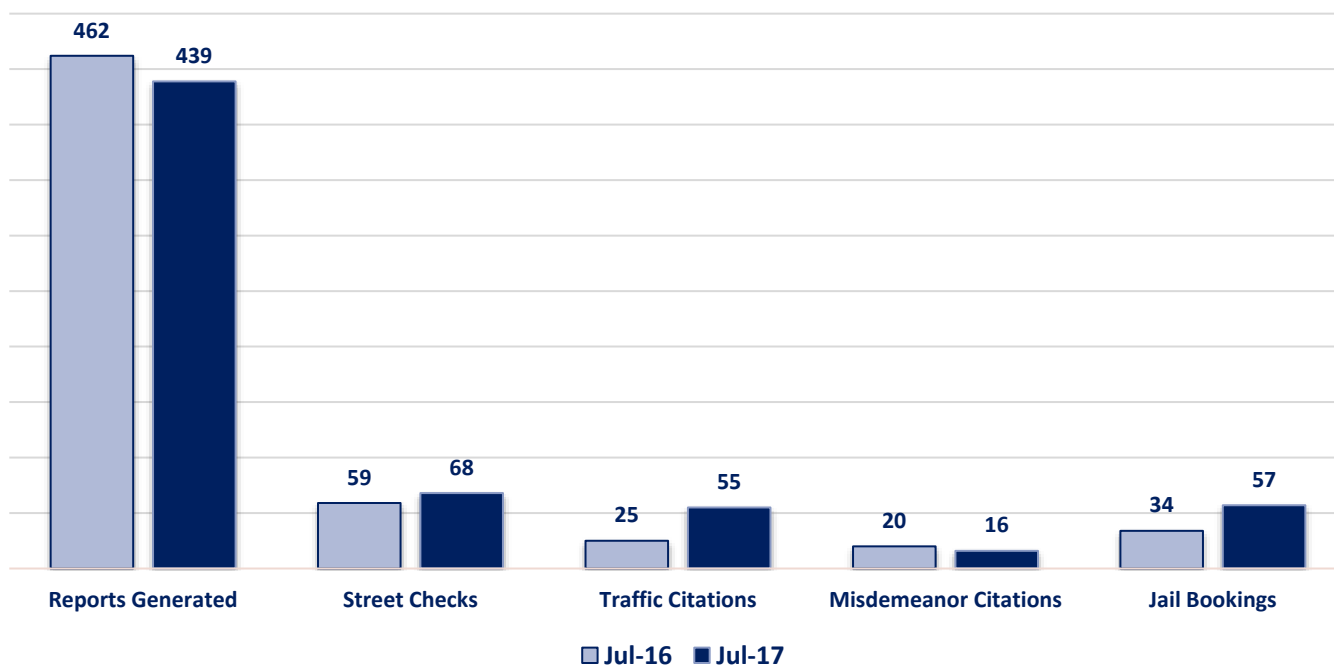
Part II Offenses



Non-UCR Offenses

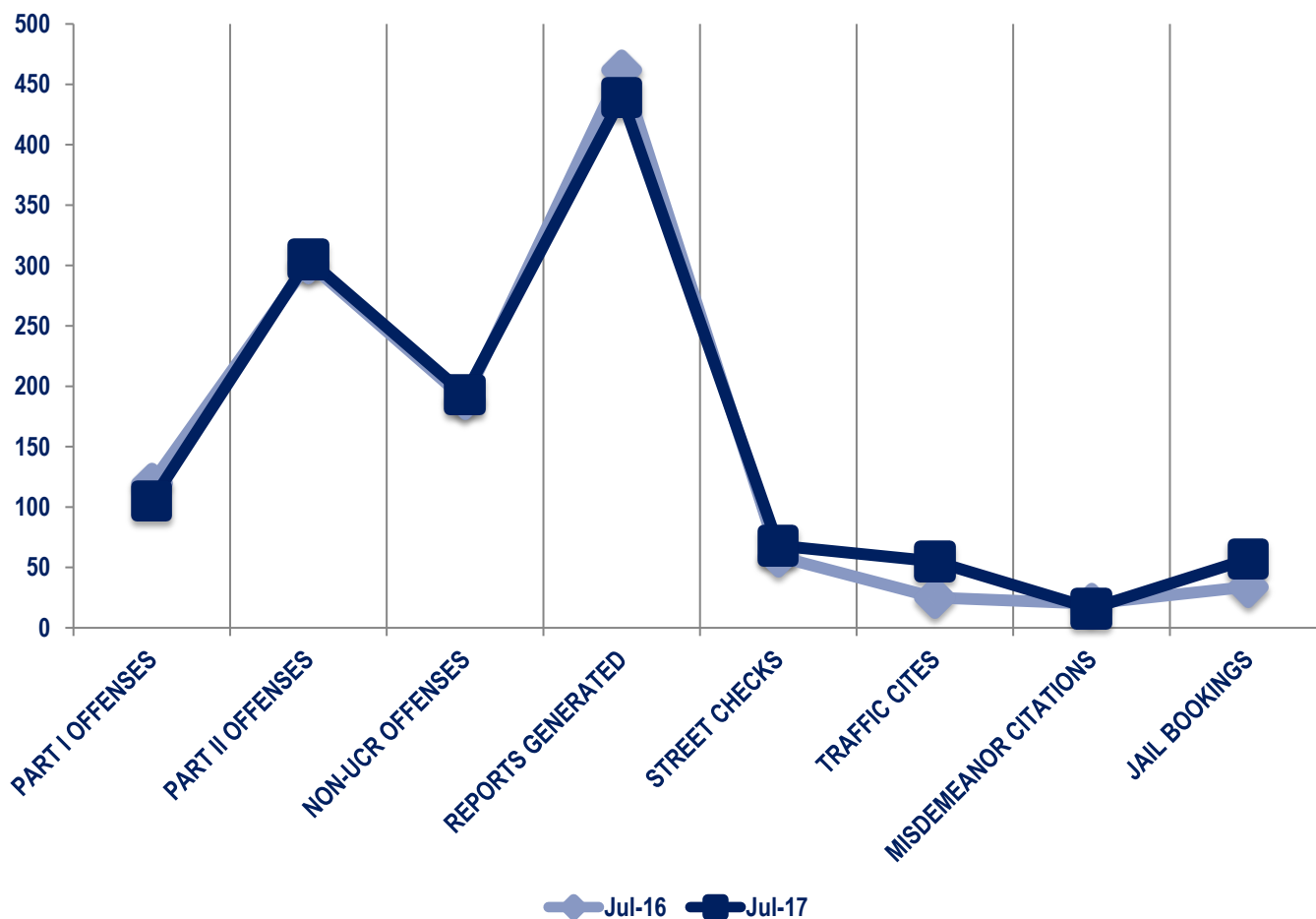


Other Event Totals



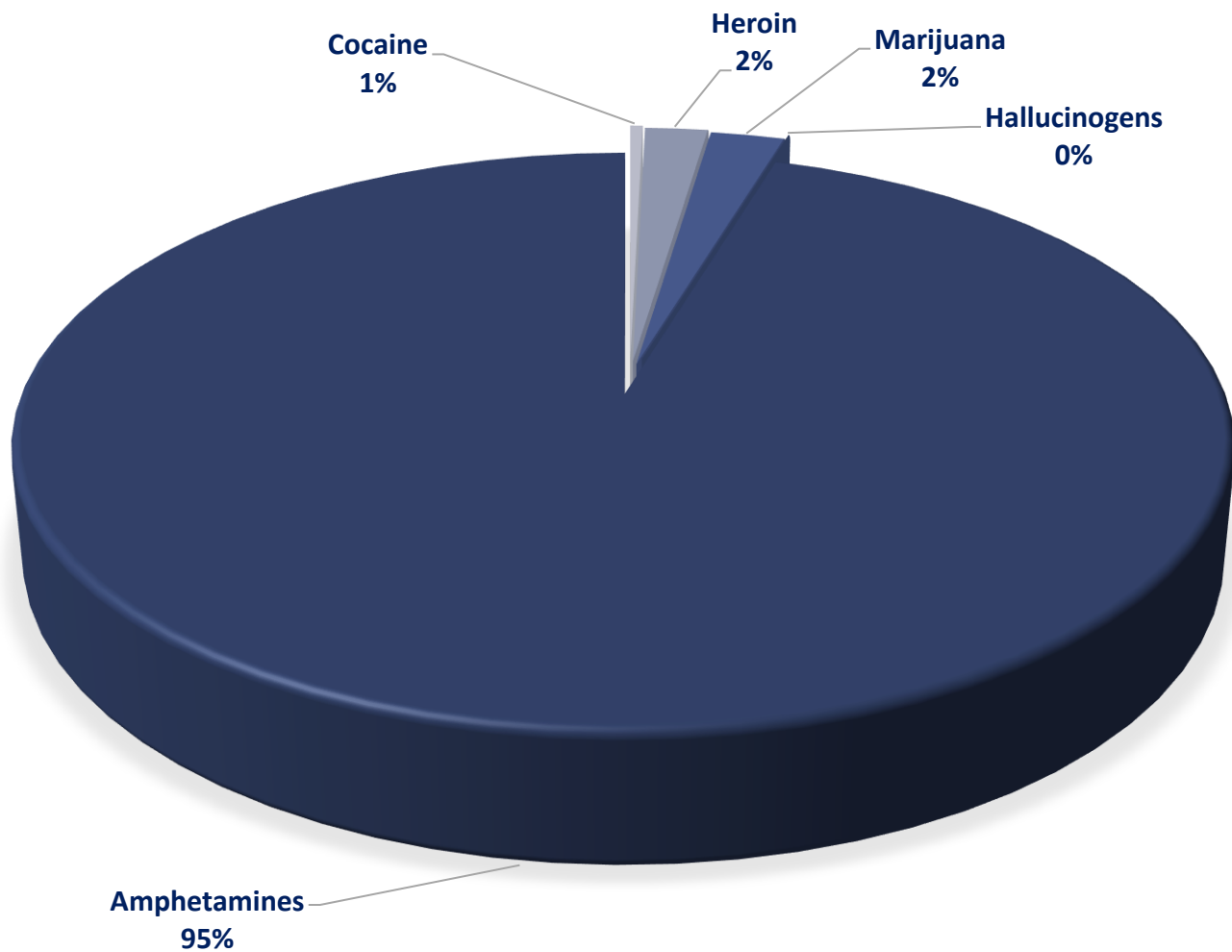
Combined Offense/Event Trends

	JUL 16	JUL 17
Part I Offenses	120	105
Part II Offenses	302	305
NonUCR Offenses	189	193
Reports Generated	462	439
Street Checks	59	68
Traffic Citations	25	55
Misdemeanor Citations	20	16
Jail Bookings	34	57

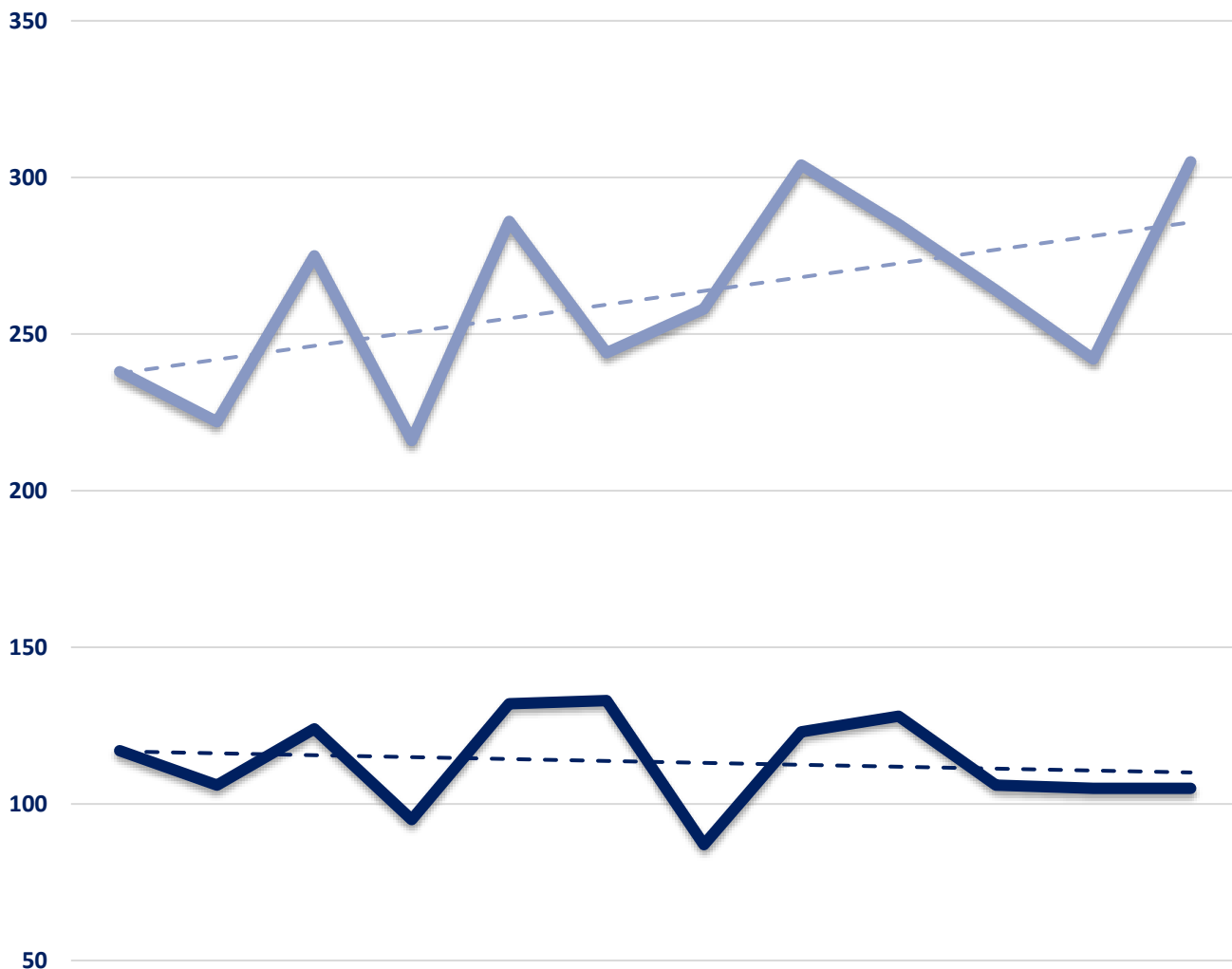


Seized Drugs

TYPE	DOSES	STREET VALUE
Cocaine	3.0	\$ 30.00
Heroin	15.0	\$ 150.00
Marijuana	17.6	\$ 105.82
Hallucinogens	0.0	\$ -
Amphetamines	727.0	\$ 7,270.00
TOTAL	762.6	\$ 7,555.82



Part I & II Offenses - One Year



	AUG 2016	SEP 2016	OCT 2016	NOV 2016	DEC 2016	JAN 2017	FEB 2017	MAR 2017	APR 2017	MAY 2017	JUN 2017	JUL 2017
PART I	117	106	124	95	132	133	87	123	128	106	105	105
PART II	238	222	275	216	286	244	258	304	285	264	242	305

— PART I
 — PART II
 - - - Part I Linear Forecast
 - - - Part II Linear Forecast