



CITY COUNCIL DISTRICT #3

MONTHLY OFFENSE SUMMARY

JULY 2017

These figures represent preliminary counts of original Police Incident Reports and include all offenses within the above listed City Council District only. Full statistical analysis to determine the confidence level of this data has not been performed. The results contained herein are approximate in relation to the listed area and may not fully coincide with data shown in other areas of SLCPD's Crime Statistics page such as Calls for Service, Crimes Trending, and Crime Reports due to and reflective of departmental procedures that were in place at the time the event occurred and the date this data was compiled. Results displayed are not distinguished as attempted or completed crimes, do not include other calls for police service, and only represent police service where a report was made. Police Incident Reports are classified by primary offense categories as defined by the Uniform Crime Reporting (UCR) system. However, data is not subjected to any other standards set forth under UCR. Although every reasonable verification effort is made, the accuracy of any data is subject to the constraints of the report generation process as well as the manner, format, and point in time of any query.

PART I OFFENSES:	Chosen by the FBI as Part I Offenses because they are serious crimes that occur with regularity in all areas of the country and are likely to be reported to Police.
PART II OFFENSES:	All other crimes other than the eight Part I Offenses. The Uniform Crime Reporting Program gathers only arrest data for Part II Offenses, however, SLCPD results displayed in this document display all Part II Offenses, regardless of the presence of arrest data.
ALL OTHER OFFENSES:	Under the Part II Offense section, 'All Other Offenses' include Peeping Tom, Trespass, Kidnap/Abduction, Pornography, Extortion/Blackmail, Bribery, Warrants, Sexual Offenses, Obstruction, Public Peace, and Hit & Run.
NON-UCR OFFENSES:	Non-UCR Offenses include reports for all other offenses not classified as a Part I or Part II Offense. Results displayed separate some of these offenses such as Ambulance Calls, Deaths, Missing Persons, Suicides, Suspicious Activity, and Traffic Accidents.
ALL OTHER NON-UCR:	Under the Non-UCR category, 'All Other' include the remainder of offenses not classified as Part I or Part II and not separated from the Non-UCR Offenses. These include things such as Loud Parties, Barking Dogs, Mentally Ill Subjects, Citizen Assistance, etc.
LOW NUMBER OFFENSES:	On page two, in the interest of space and allowing for easier viewing, the category titled 'Low Number Offenses' include Part I and Part II Offenses from page one that have totals under the amount of 15.

Offenses

PART I OFFENSES

OFFENSE	JUL 16	JUL 17
Homicide	1	0
Sexual Assault	0	2
Robbery	0	2
Aggravated Assault	7	2
Burglary	15	24
Larceny/Theft	78	92
Motor Vehicle Theft	23	32
Arson	0	1
PART I TOTALS	124	155

NON-UCR OFFENSES

Ambulance Calls	13	14
Deaths	3	0
Missing Persons	2	4
Suicides	2	0
Suspicious Activity	4	8
Traffic Accidents	30	37
All Other	101	118
NON-UCR TOTALS	155	181

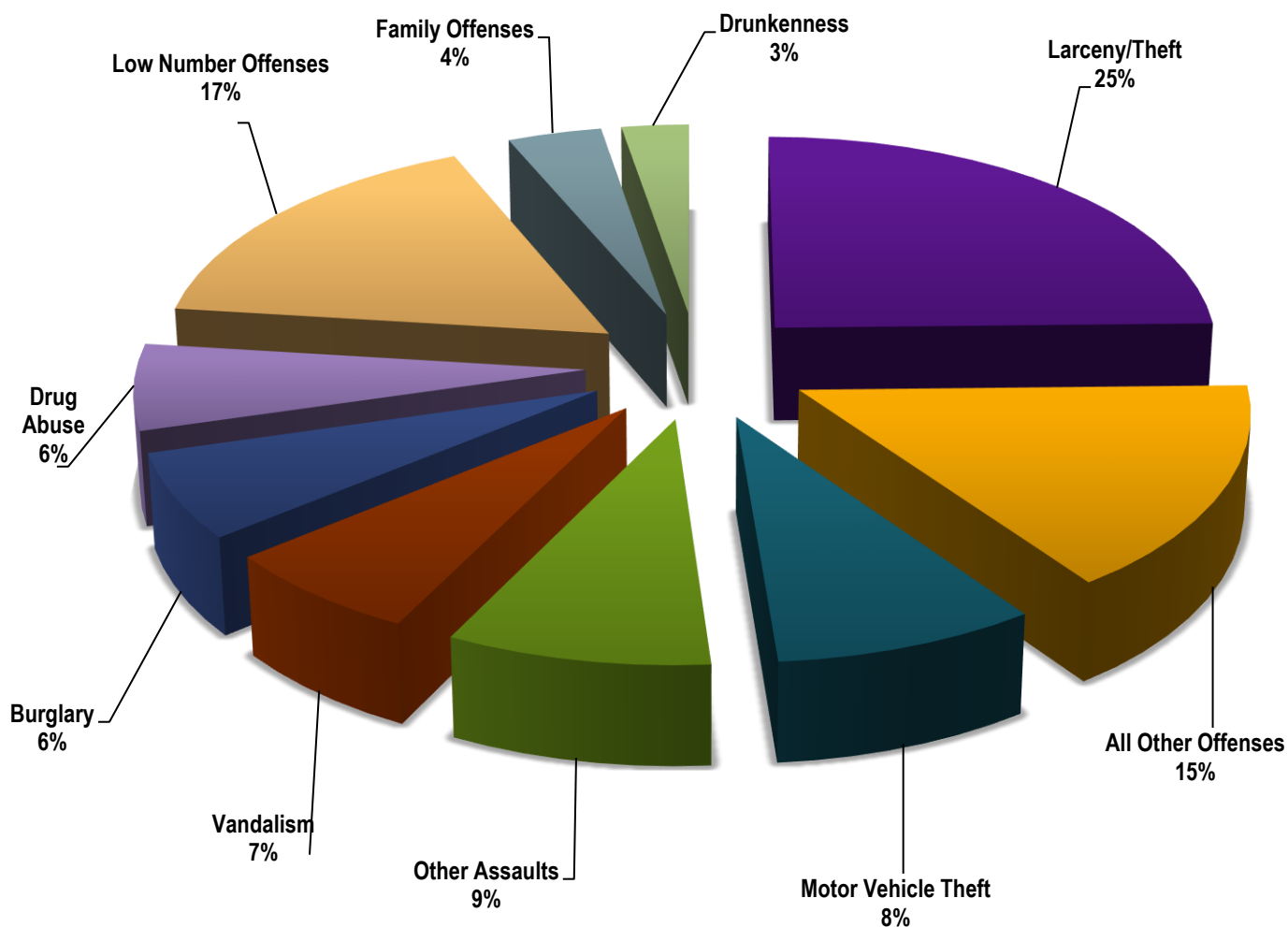
TOTALS

PART I OFFENSES	124	155
PART II OFFENSES	175	194
NON-UCR OFFENSES	155	181
TOTAL	454	530

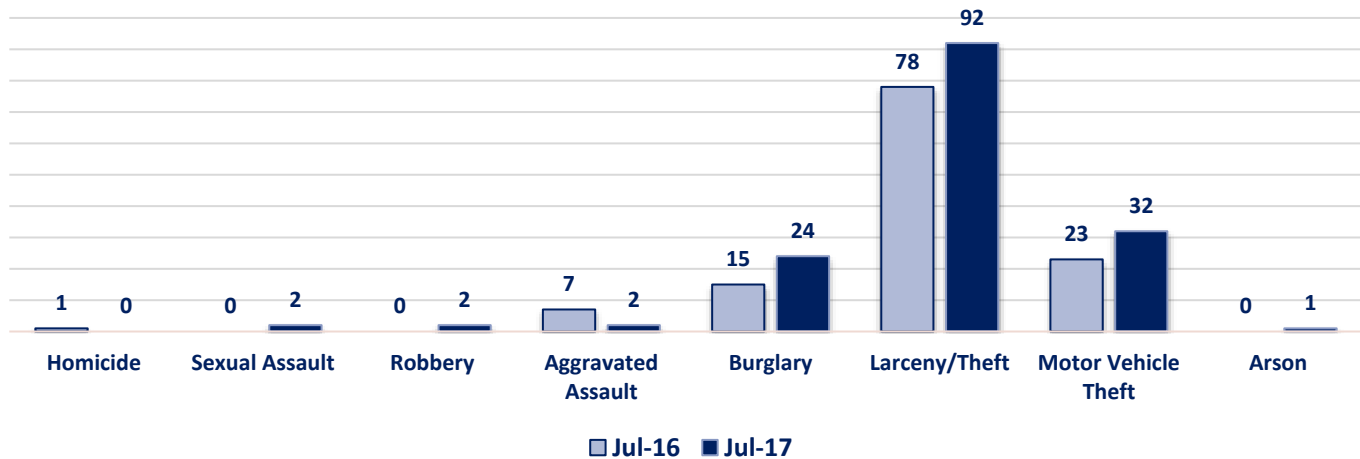
PART II OFFENSES

OFFENSE	JUL 16	JUL 17
Other Assaults	22	32
Forgery/Counterfeit	2	1
Fraud	9	15
Embezzlement	0	0
Stolen Property	1	2
Vandalism	27	25
Weapons	0	4
Prostitution	0	0
Sex Offenses	2	1
Drug Abuse	11	24
Gambling	0	0
Family Offenses	17	14
DUI	4	4
Liquor Laws	1	2
Drunkenness	8	10
Disorderly Conduct	4	2
All Other Offenses	66	58
Curfew/Loitering	0	0
Runaway	1	0
PART II TOTALS	175	194

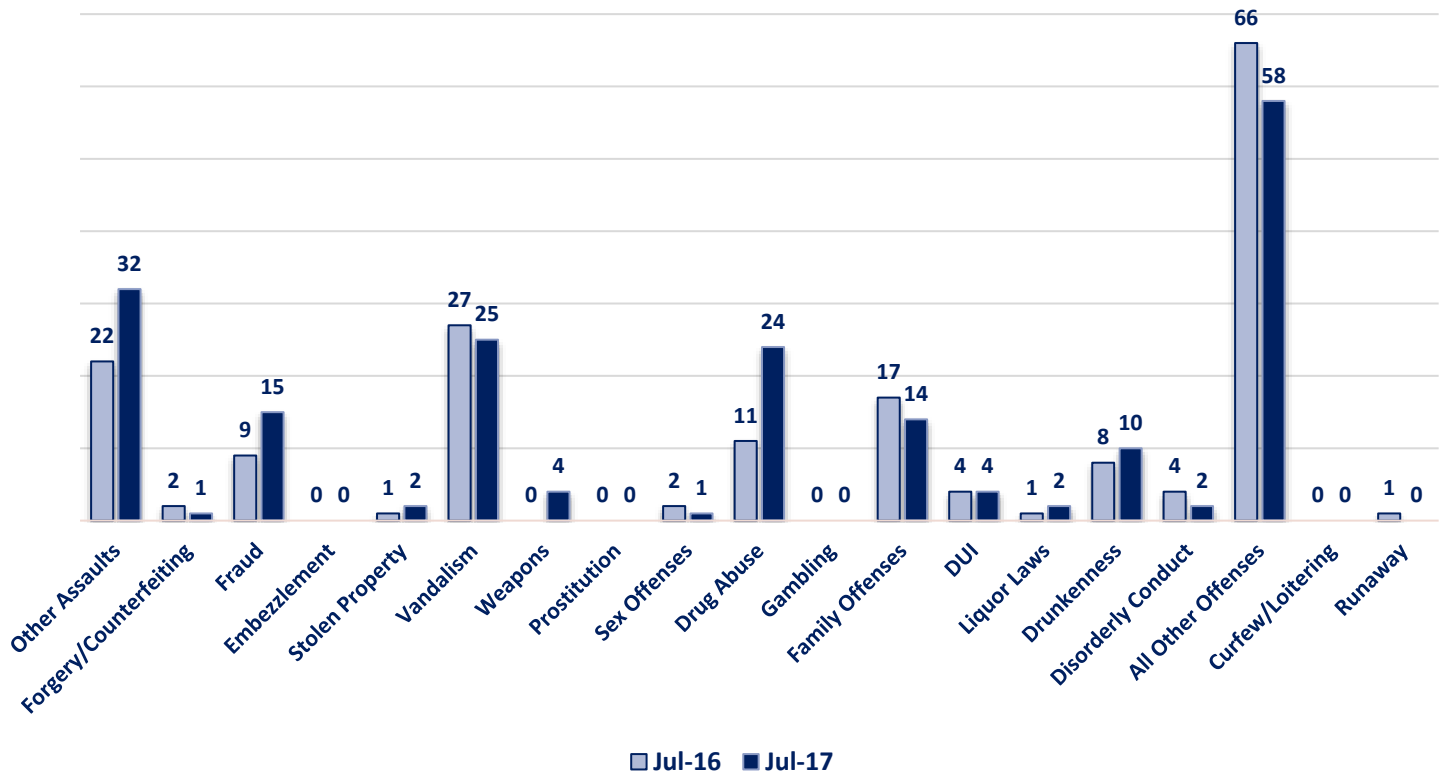
July 2017 - Part I & II Offense Percentages



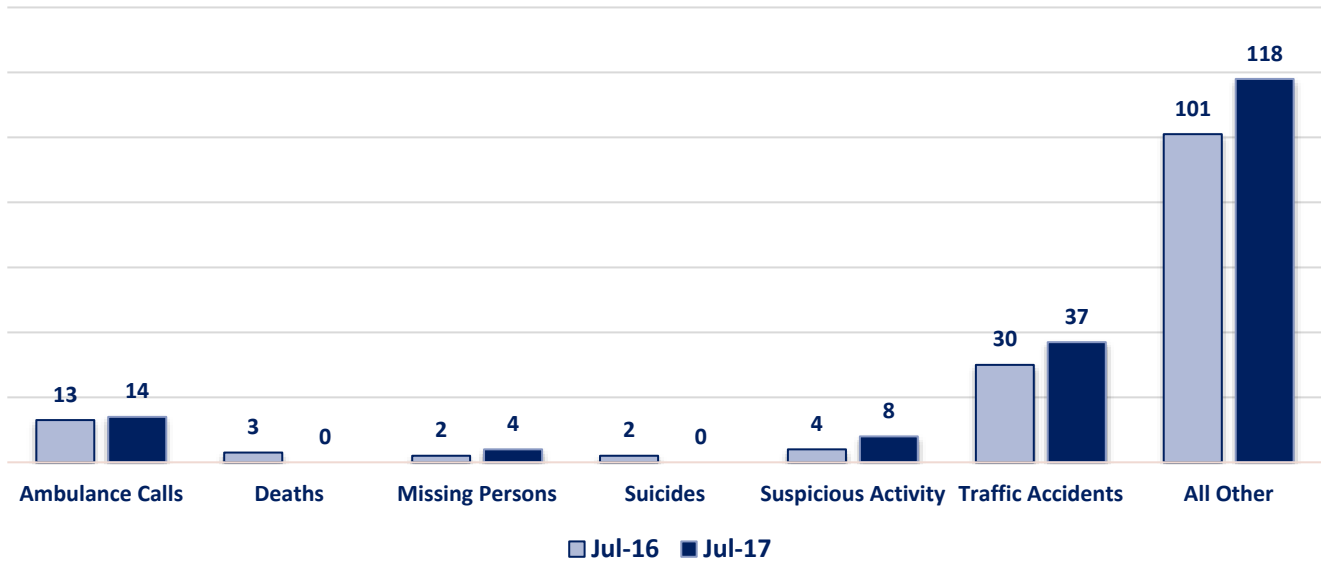
Part I Offenses



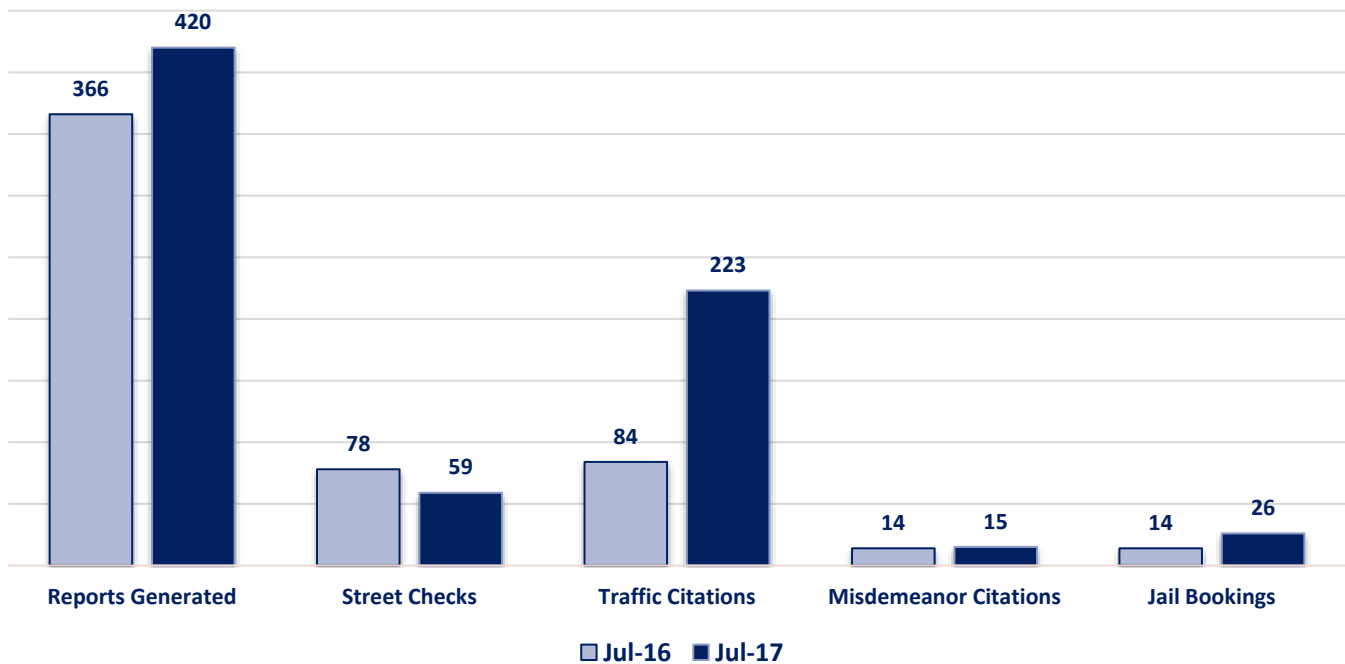
Part II Offenses



Non-UCR Offenses

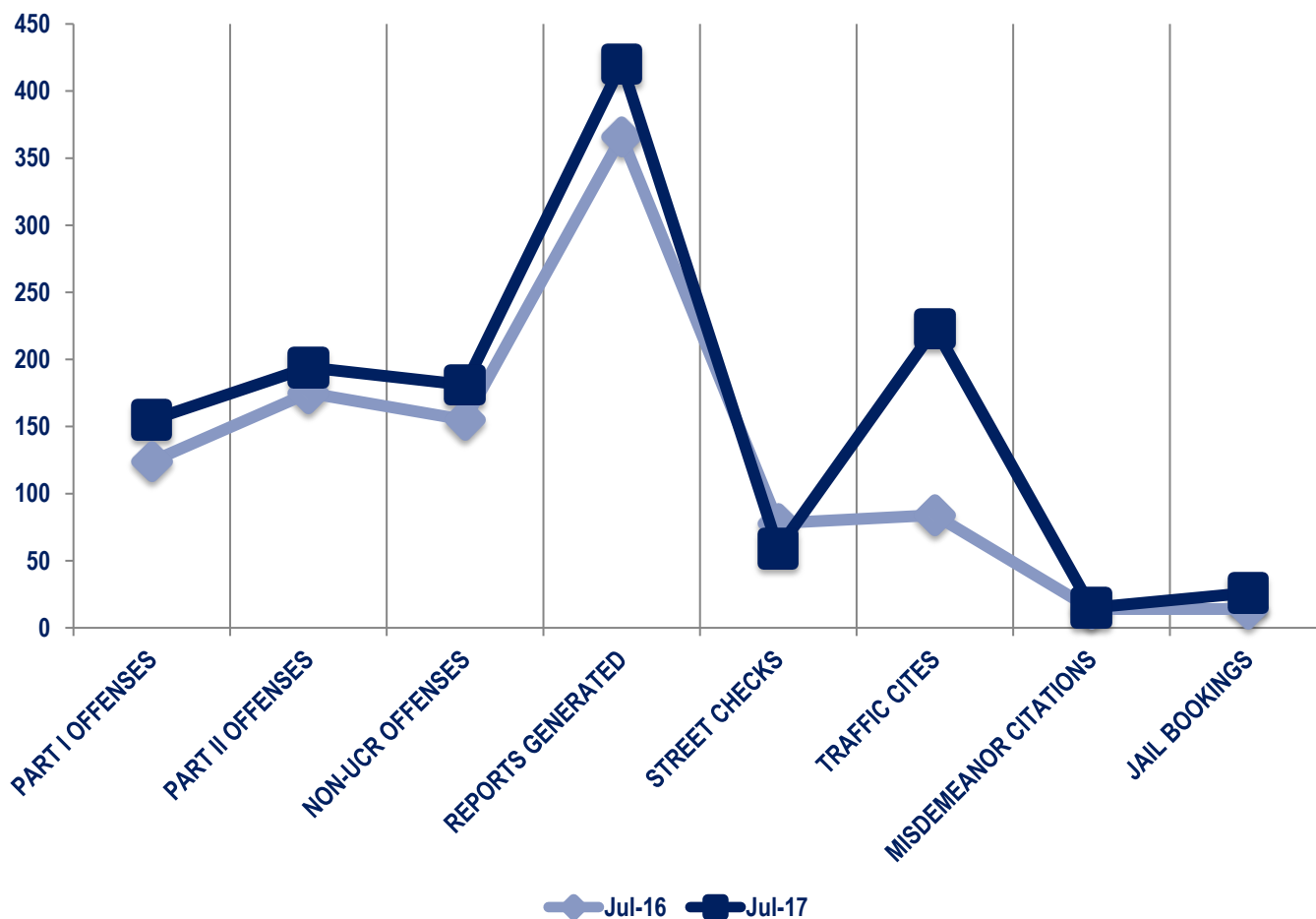


Other Event Totals



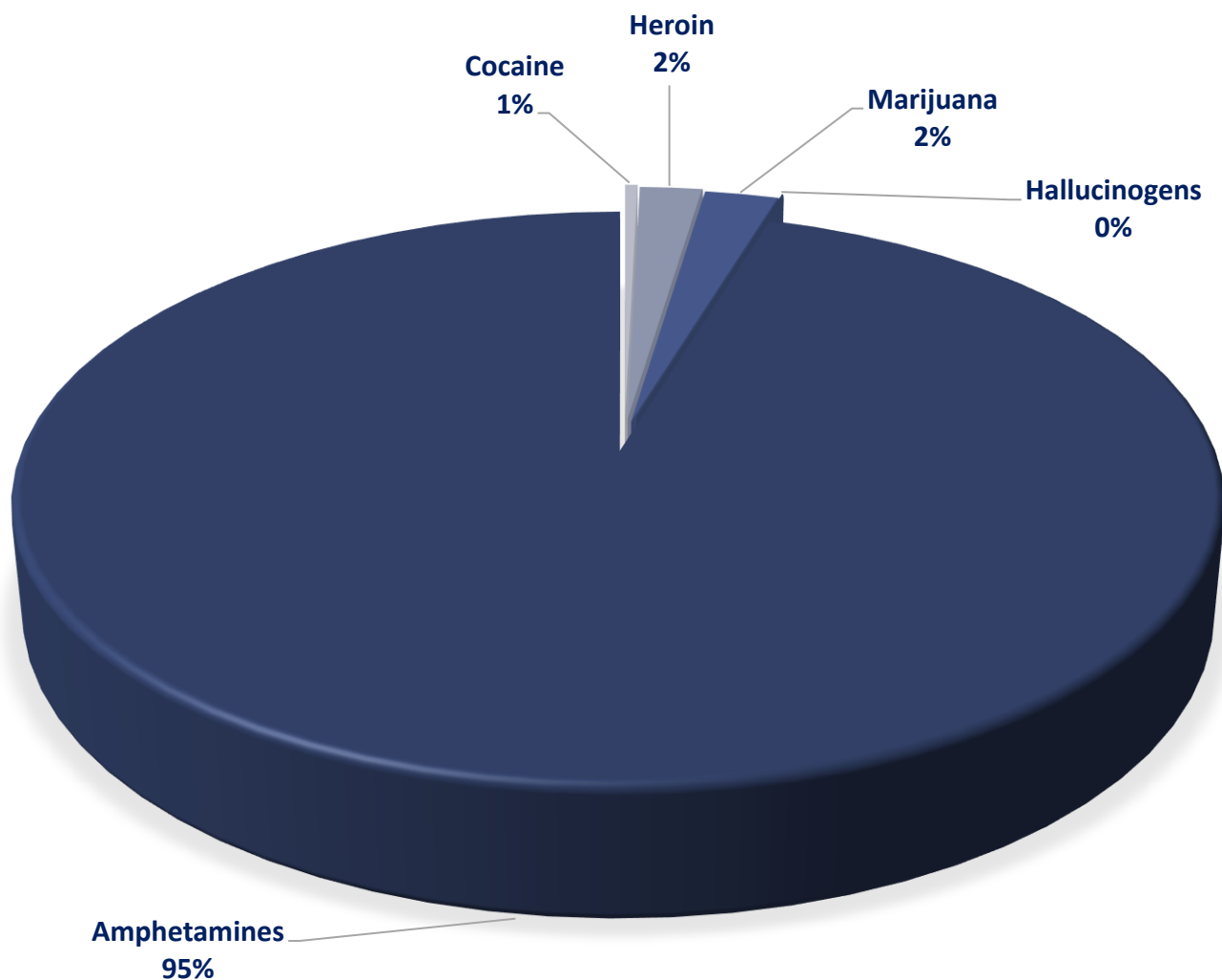
Combined Offense/Event Trends

	JUL 16	JUL 17
Part I Offenses	124	155
Part II Offenses	175	194
NonUCR Offenses	155	181
Reports Generated	366	420
Street Checks	78	59
Traffic Citations	84	223
Misdemeanor Citations	14	15
Jail Bookings	14	26



Seized Drugs

TYPE	DOSES	STREET VALUE
Cocaine	3.0	\$ 30.00
Heroin	15.0	\$ 150.00
Marijuana	17.6	\$ 105.82
Hallucinogens	0.0	\$ -
Amphetamines	727.0	\$ 7,270.00
TOTAL	762.6	\$ 7,555.82



Part I & II Offenses - One Year

