



CITY COUNCIL DISTRICT #5

MONTHLY OFFENSE SUMMARY

JULY 2017

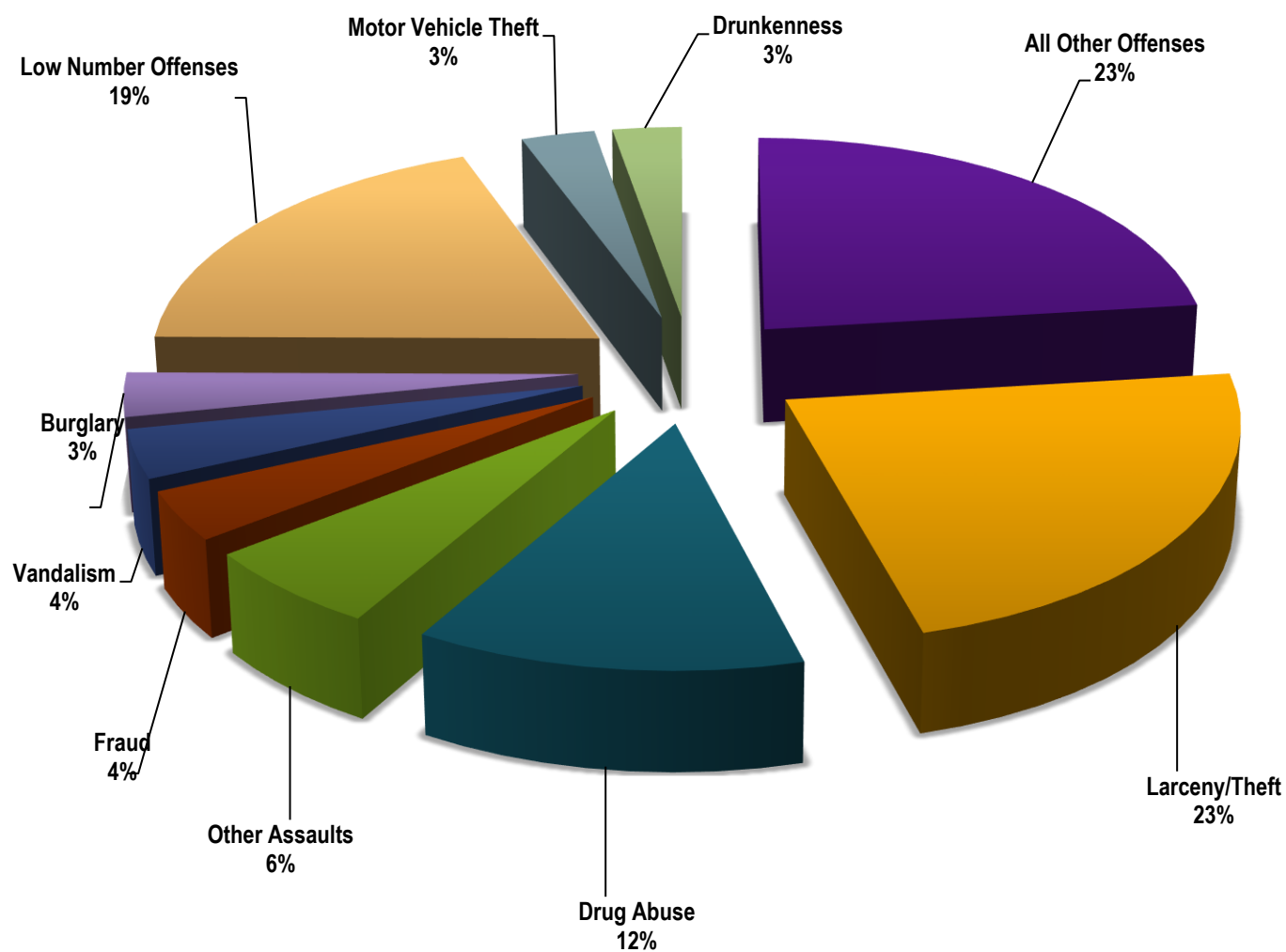
These figures represent preliminary counts of original Police Incident Reports and include all offenses within the above listed City Council District only. Full statistical analysis to determine the confidence level of this data has not been performed. The results contained herein are approximate in relation to the listed area and may not fully coincide with data shown in other areas of SLCPD's Crime Statistics page such as Calls for Service, Crimes Trending, and Crime Reports due to and reflective of departmental procedures that were in place at the time the event occurred and the date this data was compiled. Results displayed are not distinguished as attempted or completed crimes, do not include other calls for police service, and only represent police service where a report was made. Police Incident Reports are classified by primary offense categories as defined by the Uniform Crime Reporting (UCR) system. However, data is not subjected to any other standards set forth under UCR. Although every reasonable verification effort is made, the accuracy of any data is subject to the constraints of the report generation process as well as the manner, format, and point in time of any query.

PART I OFFENSES:	Chosen by the FBI as Part I Offenses because they are serious crimes that occur with regularity in all areas of the country and are likely to be reported to Police.
PART II OFFENSES:	All other crimes other than the eight Part I Offenses. The Uniform Crime Reporting Program gathers only arrest data for Part II Offenses, however, SLCPD results displayed in this document display all Part II Offenses, regardless of the presence of arrest data.
ALL OTHER OFFENSES:	Under the Part II Offense section, 'All Other Offenses' include Peeping Tom, Trespass, Kidnap/Abduction, Pornography, Extortion/Blackmail, Bribery, Warrants, Sexual Offenses, Obstruction, Public Peace, and Hit & Run.
NON-UCR OFFENSES:	Non-UCR Offenses include reports for all other offenses not classified as a Part I or Part II Offense. Results displayed separate some of these offenses such as Ambulance Calls, Deaths, Missing Persons, Suicides, Suspicious Activity, and Traffic Accidents.
ALL OTHER NON-UCR:	Under the Non-UCR category, 'All Other' include the remainder of offenses not classified as Part I or Part II and not separated from the Non-UCR Offenses. These include things such as Loud Parties, Barking Dogs, Mentally Ill Subjects, Citizen Assistance, etc.
LOW NUMBER OFFENSES:	On page two, in the interest of space and allowing for easier viewing, the category titled 'Low Number Offenses' include Part I and Part II Offenses from page one that have totals under the amount of 40.

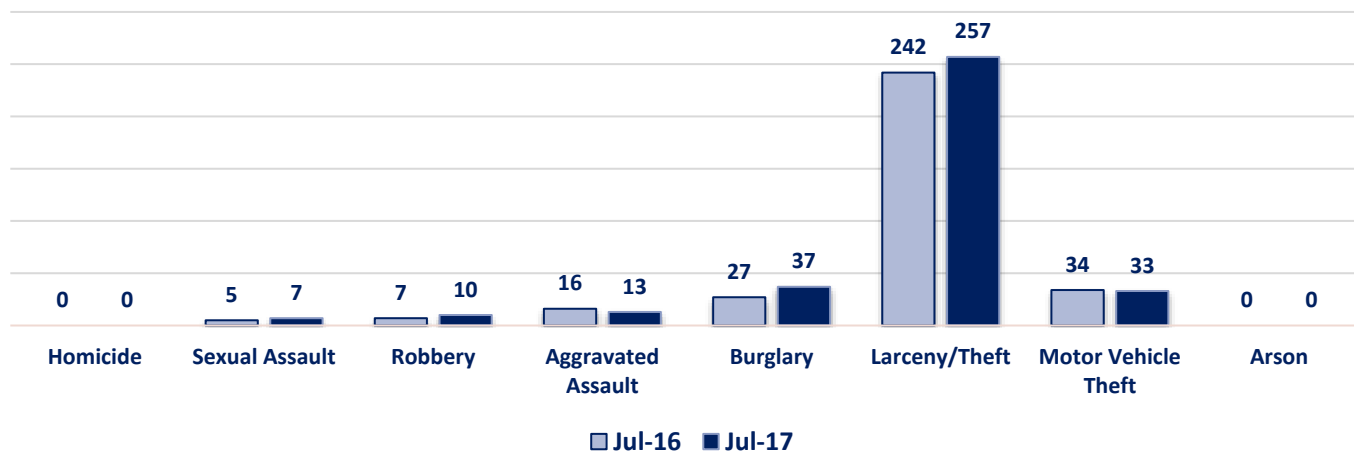
Offenses

PART I OFFENSES	OFFENSE	JUL 16	JUL 17	OFFENSE	JUL 16	JUL 17
	Homicide	0	0	Other Assaults	52	69
	Sexual Assault	5	7	Forgery/Counterfeit	8	17
	Robbery	7	10	Fraud	38	42
	Aggravated Assault	16	13	Embezzlement	0	0
	Burglary	27	37	Stolen Property	4	9
	Larceny/Theft	242	257	Vandalism	58	41
	Motor Vehicle Theft	34	33	Weapons	10	5
	Arson	0	0	Prostitution	18	10
PART I TOTALS		331	357	Sex Offenses	5	0
NON-UCR OFFENSES	Ambulance Calls	27	21	Drug Abuse	86	142
	Deaths	6	2	Gambling	0	0
	Missing Persons	6	8	Family Offenses	40	36
	Suicides	0	2	DUI	5	12
	Suspicious Activity	24	11	Liquor Laws	5	8
	Traffic Accidents	77	79	Drunkenness	18	31
	All Other	249	239	Disorderly Conduct	12	16
	NON-UCR TOTALS	389	362	All Other Offenses	199	261
				Curfew/Loitering	0	0
TOTALS	PART I OFFENSES	331	357	Runaway	4	10
	PART II OFFENSES	562	709	PART II TOTALS	562	709
	NON-UCR OFFENSES	389	362			
TOTAL		1282	1428			

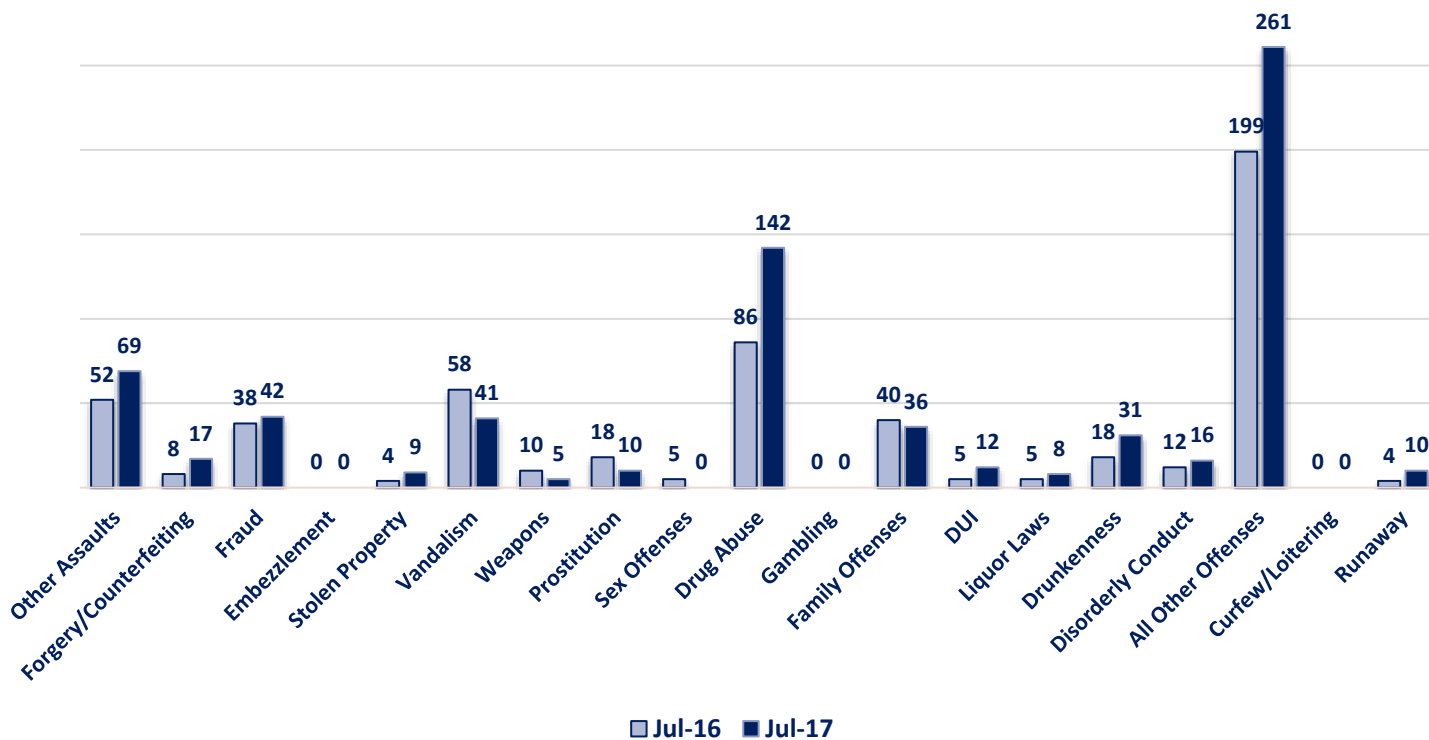
July 2017 - Part I & II Offense Percentages



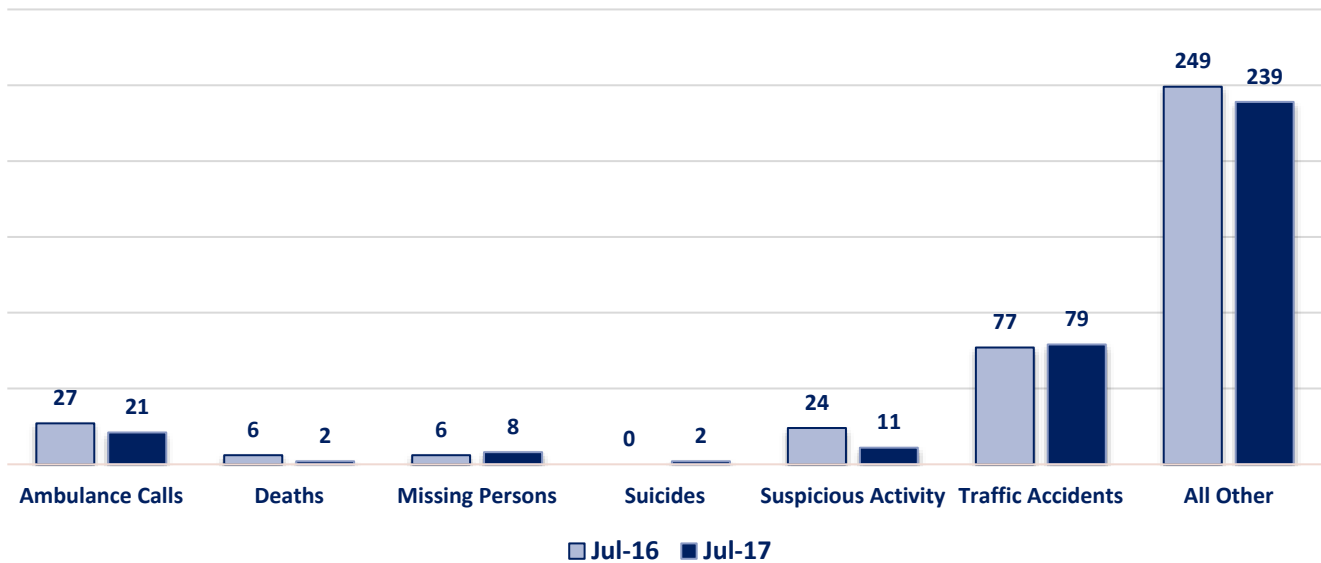
Part I Offenses



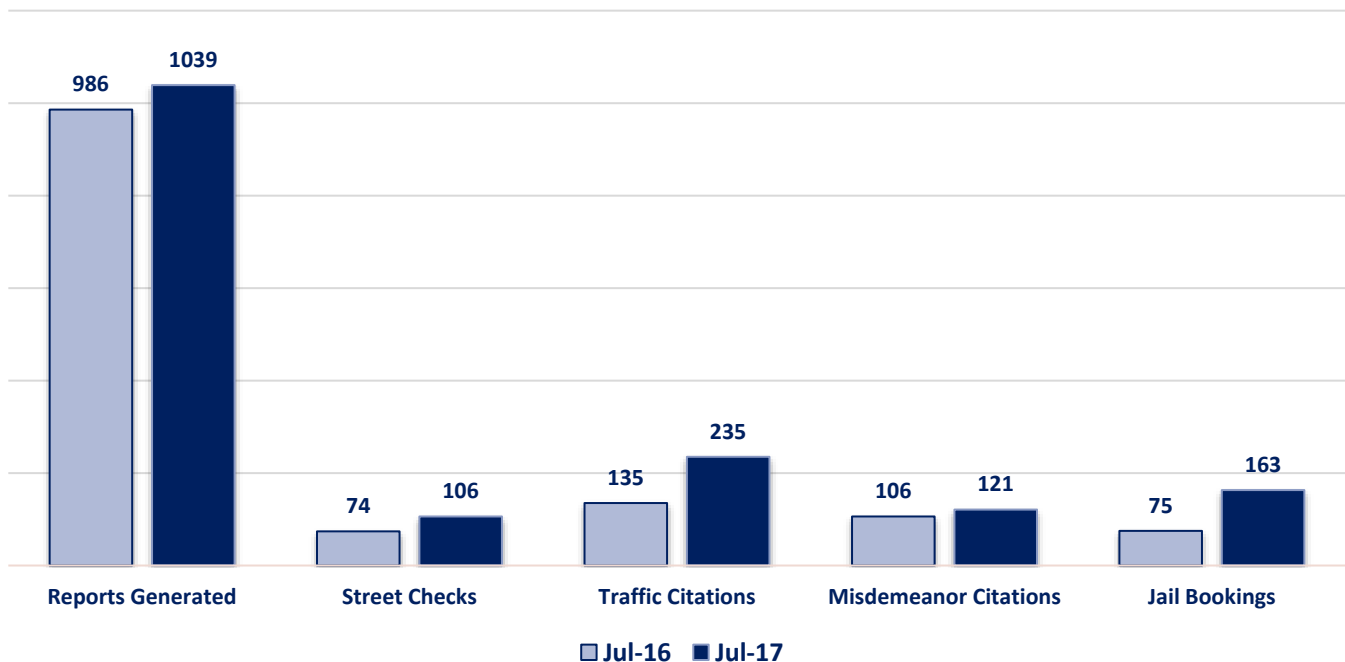
Part II Offenses



Non-UCR Offenses

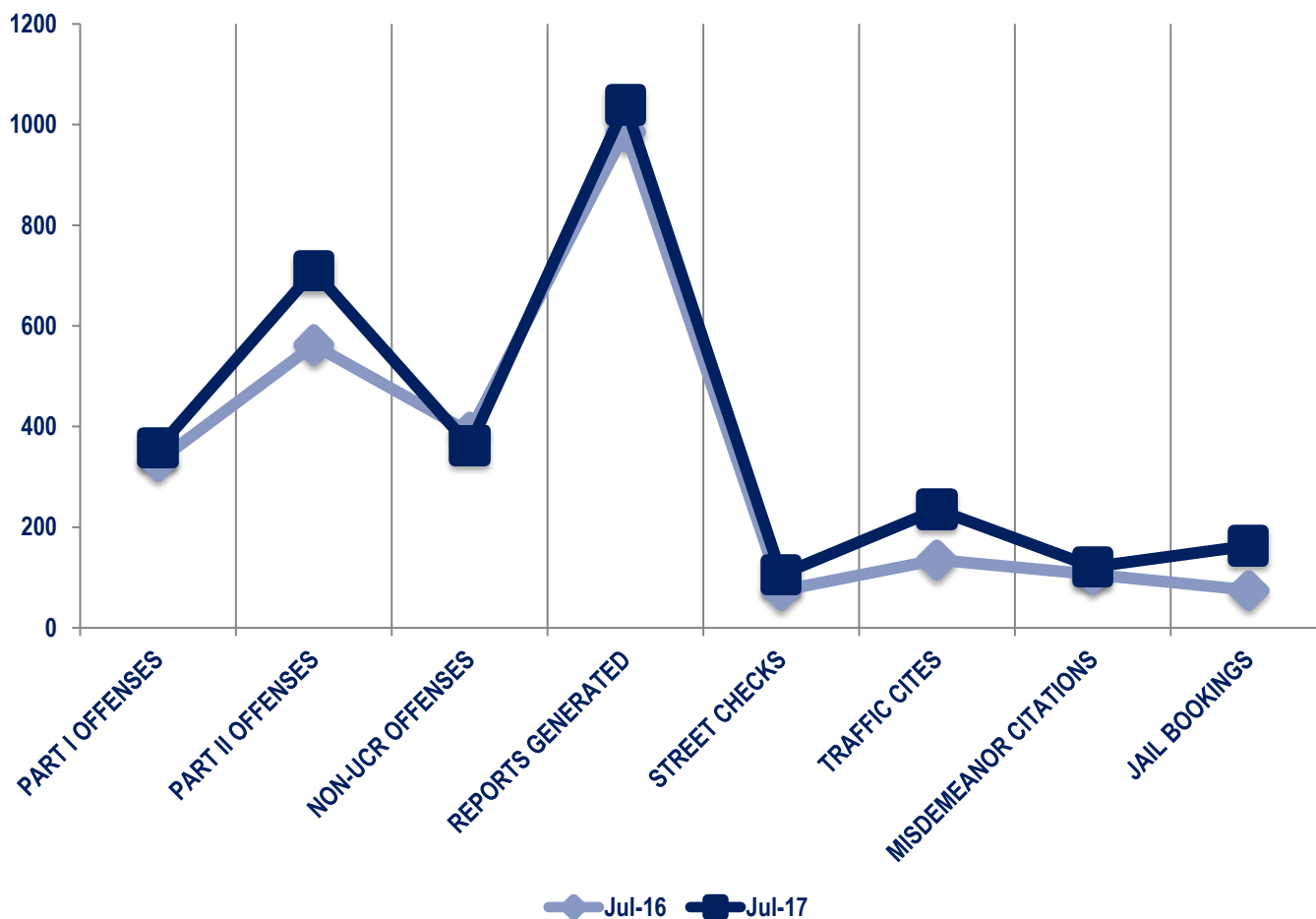


Other Event Totals



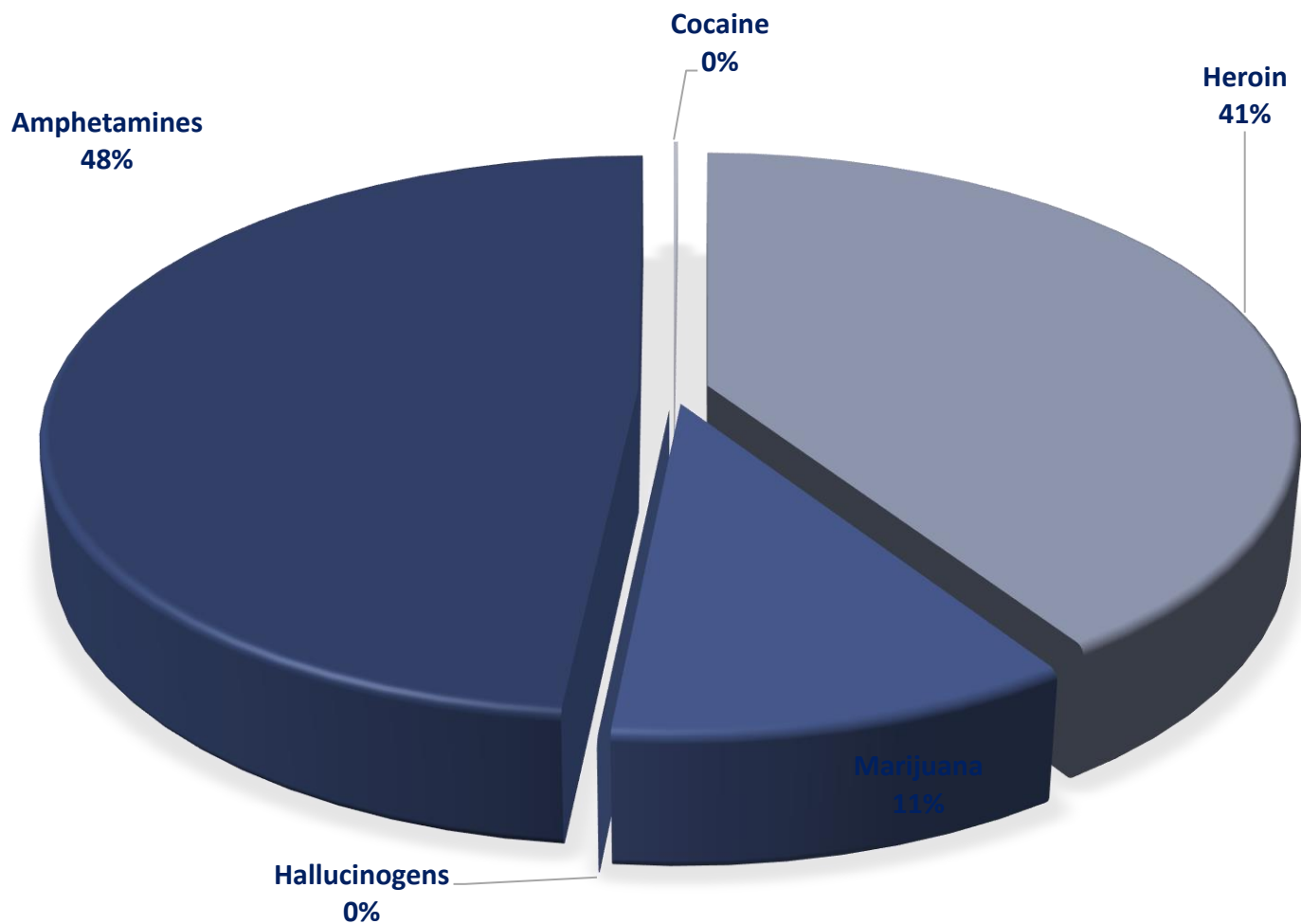
Combined Offense/Event Trends

	JUL 16	JUL 17
Part I Offenses	331	357
Part II Offenses	562	709
NonUCR Offenses	389	362
Reports Generated	986	1039
Street Checks	74	106
Traffic Citations	135	235
Misdemeanor Citations	106	121
Jail Bookings	75	163



Seized Drugs

TYPE	DOSES	STREET VALUE
Cocaine	1.0	\$ 10.00
Heroin	304.0	\$ 3,040.00
Marijuana	81.1	\$ 486.78
Hallucinogens	0.0	\$ -
Amphetamines	362.0	\$ 3,620.00
TOTAL	748.1	\$ 7,156.78



Part I & II Offenses - One Year

