

DISTRICT 4
Monthly Offense Summary
January 2015

PART I OFFENSES		
Offense	Jan-14	Jan-15
Homicide	0	0
Sexual Assault	6	4
Robbery	15	15
Aggravated Assault	17	11
Burglary	24	56
Larceny/Theft	280	228
Motor Vehicle Theft	25	45
Arson	4	1
PART I TOTALS	371	360

NON-UCR OFFENSES		
Offense	Jan-14	Jan-15
Ambulance Calls	77	55
Deaths	6	9
Missing Persons	12	16
Suicides	0	1
Suspicious Activity	20	14
Traffic Accidents	176	95
All Other	549	386
NON-UCR TOTALS	840	576

ALL OFFENSE TOTALS		
Offense Type	Jan-14	Jan-15
PART I	371	360
PART II	1202	1228
NON-UCR OFFENSES	840	576
TOTAL	2413	2164

PART II OFFENSES		
Offense	Jan-14	Jan-15
Other Assaults	118	121
Forgery/Counterfeiting	15	14
Fraud	61	31
Embezzlement	1	1
Stolen Property	12	11
Vandalism	69	48
Weapons	11	15
Prostitution	8	3
Sex Offenses	3	1
Drug Abuse	191	230
Gambling	0	0
Family Offenses	41	39
DUI	47	36
Liquor Laws	55	27
Drunkenness	108	75
Disorderly Conduct	33	29
All Other Offenses	421	540
Curfew/Loitering	0	0
Runaway	8	7
PART II TOTALS	1202	1228

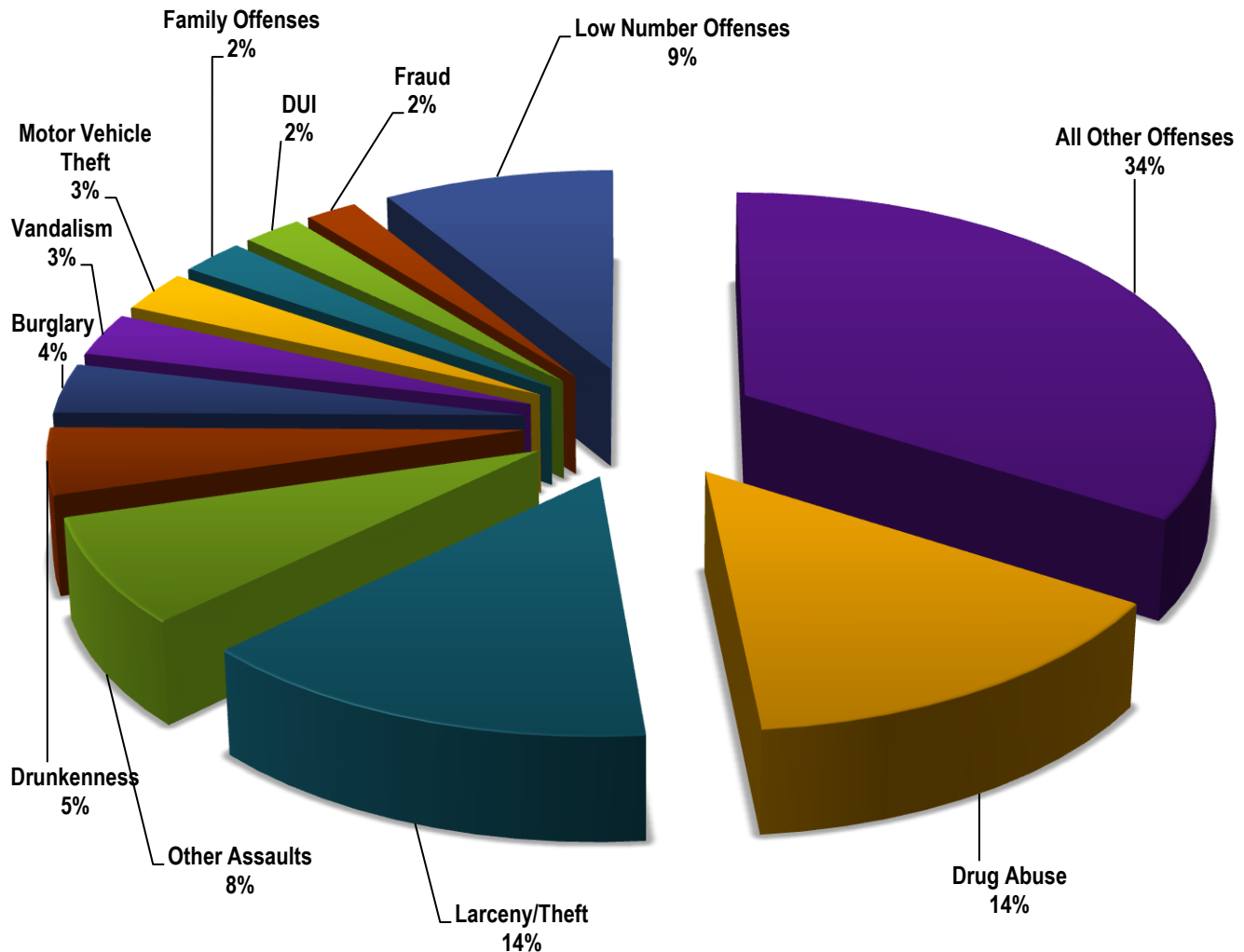
OTHER EVENT TOTALS		
Event Type	Jan-14	Jan-15
General Offense Reports	1671	1563
Street Checks	257	235
Traffic Citations	872	1104
MD Citations	215	270
Jail Bookings	266	306
TOTAL	3281	3478

These figures represent preliminary counts of original Police Incident Reports. Full statistical analysis to determine the confidence level of this data has not been performed. The results contained herein are approximate in relation to the listed area and may not fully coincide with data shown in other areas of SLCPD's Crime Statistics page such as Calls for Service, Crimes Trending, and Crime Reports due to and reflective of departmental procedures that were in place at the time the event occurred and the date this data was compiled. Results displayed are not distinguished as attempted or completed crimes, do not include other calls for police service, and only represent police service where a report was made. Police Incident Reports are classified by primary offense categories as defined by the Uniform Crime Reporting (UCR) system. However, data is not subjected to any other standards set forth under UCR. Although every reasonable verification effort is made, the accuracy of any data is subject to the constraints of the report generation process as well as the manner, format, and point in time of any query.

Current As Of: 02/02/2015



2015 – Part I & II Offense Percentages



* 'Low Number Offenses' include Part I & II Offense Types under the amount of 30 from table on Page 1.

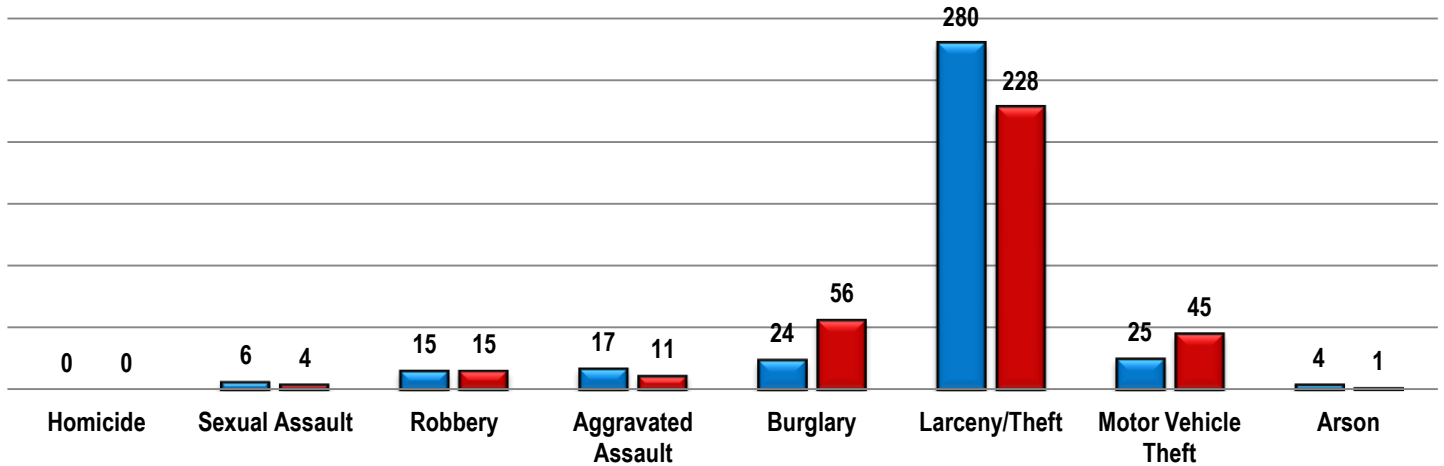
These figures represent preliminary counts of original Police Incident Reports. Full statistical analysis to determine the confidence level of this data has not been performed. The results contained herein are approximate in relation to the listed area and may not fully coincide with data shown in other areas of SLCPD's Crime Statistics page such as Calls for Service, Crimes Trending, and Crime Reports due to and reflective of departmental procedures that were in place at the time the event occurred and the date this data was compiled. Results displayed are not distinguished as attempted or completed crimes, do not include other calls for police service, and only represent police service where a report was made. Police Incident Reports are classified by primary offense categories as defined by the Uniform Crime Reporting (UCR) system. However, data is not subjected to any other standards set forth under UCR. Although every reasonable verification effort is made, the accuracy of any data is subject to the constraints of the report generation process as well as the manner, format, and point in time of any query.

Current As Of: 02/02/2015



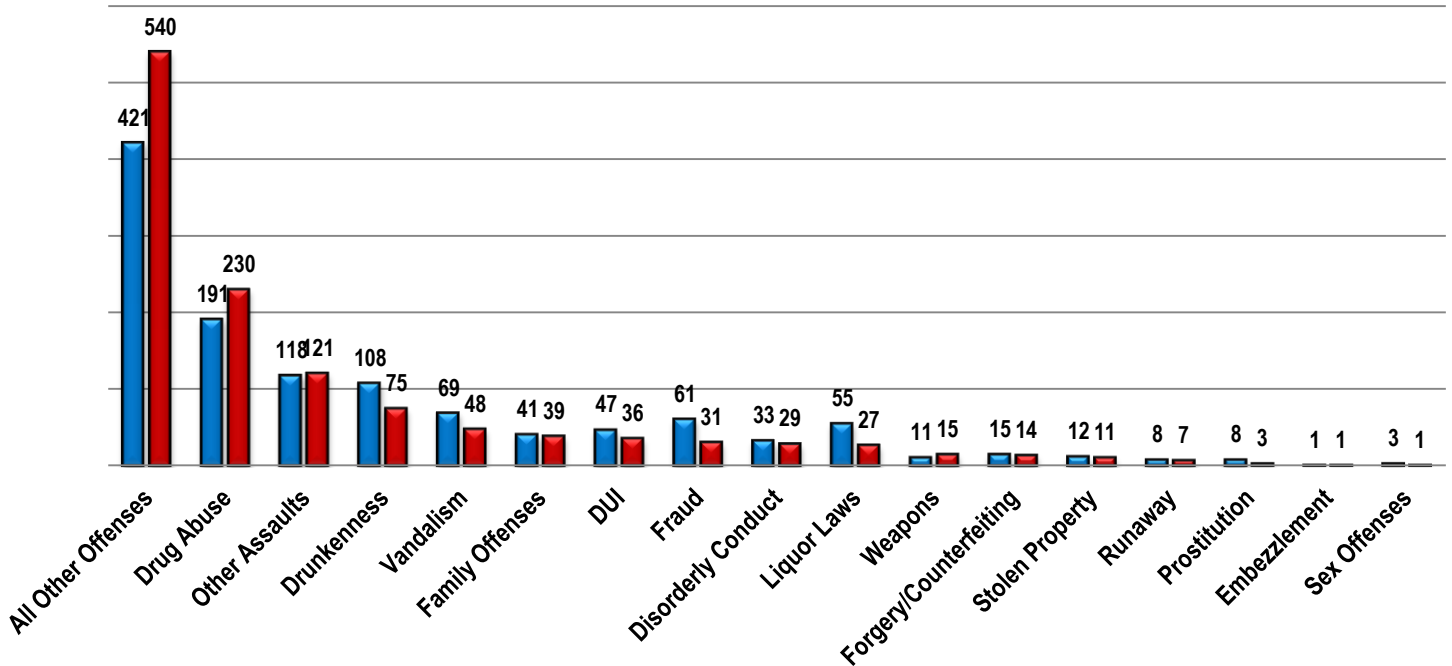
PART I OFFENSES

■ Jan-14 ■ Jan-15



PART II OFFENSES

■ Jan-14 ■ Jan-15



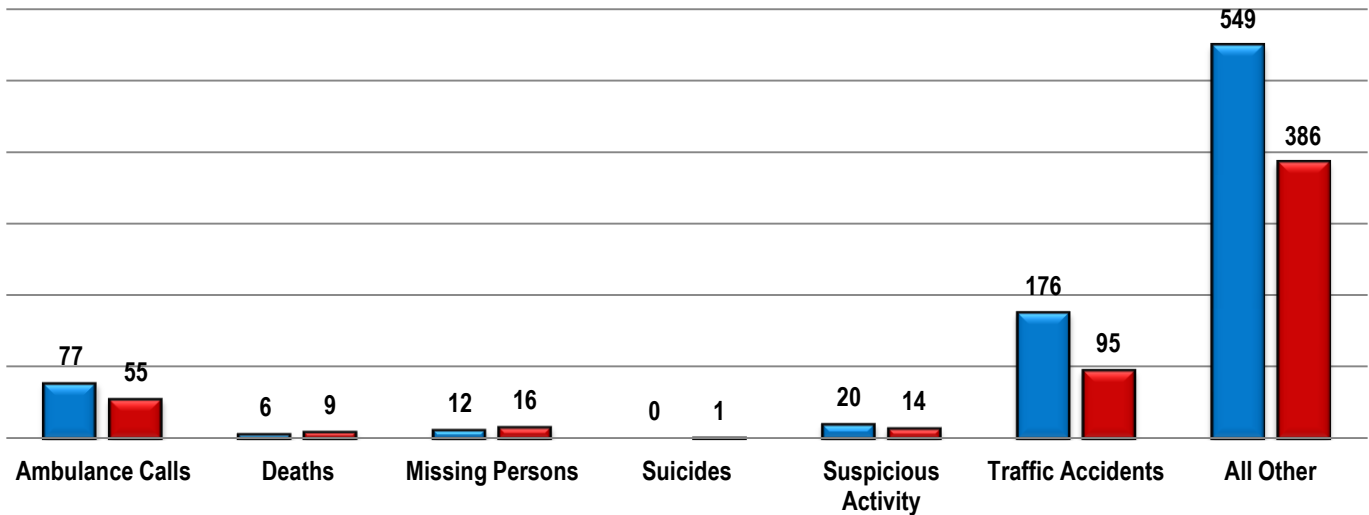
These figures represent preliminary counts of original Police Incident Reports. Full statistical analysis to determine the confidence level of this data has not been performed. The results contained herein are approximate in relation to the listed area and may not fully coincide with data shown in other areas of SLCPD's Crime Statistics page such as Calls for Service, Crimes Trending, and Crime Reports due to and reflective of departmental procedures that were in place at the time the event occurred and the date this data was compiled. Results displayed are not distinguished as attempted or completed crimes, do not include other calls for police service, and only represent police service where a report was made. Police Incident Reports are classified by primary offense categories as defined by the Uniform Crime Reporting (UCR) system. However, data is not subjected to any other standards set forth under UCR. Although every reasonable verification effort is made, the accuracy of any data is subject to the constraints of the report generation process as well as the manner, format, and point in time of any query.

Current As Of: 02/02/2015



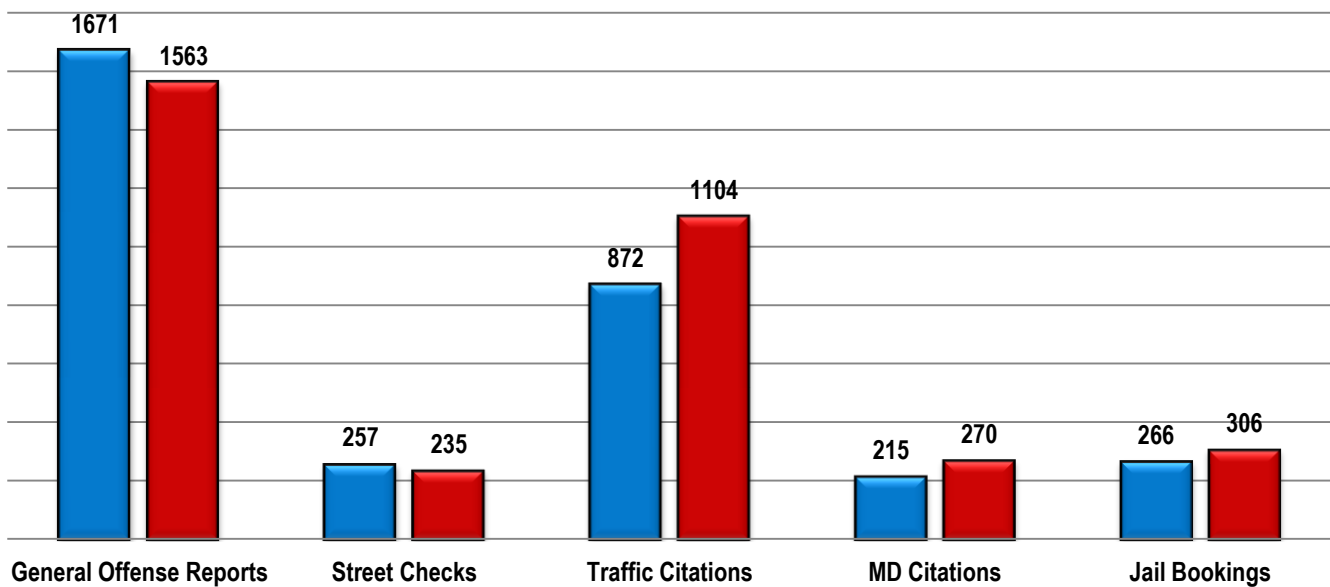
NON-UCR OFFENSES

■ Jan-14 ■ Jan-15



EVENT TOTALS

■ Jan-14 ■ Jan-15



These figures represent preliminary counts of original Police Incident Reports. Full statistical analysis to determine the confidence level of this data has not been performed. The results contained herein are approximate in relation to the listed area and may not fully coincide with data shown in other areas of SLCPD's Crime Statistics page such as Calls for Service, Crimes Trending, and Crime Reports due to and reflective of departmental procedures that were in place at the time the event occurred and the date this data was compiled. Results displayed are not distinguished as attempted or completed crimes, do not include other calls for police service, and only represent police service where a report was made. Police Incident Reports are classified by primary offense categories as defined by the Uniform Crime Reporting (UCR) system. However, data is not subjected to any other standards set forth under UCR. Although every reasonable verification effort is made, the accuracy of any data is subject to the constraints of the report generation process as well as the manner, format, and point in time of any query.

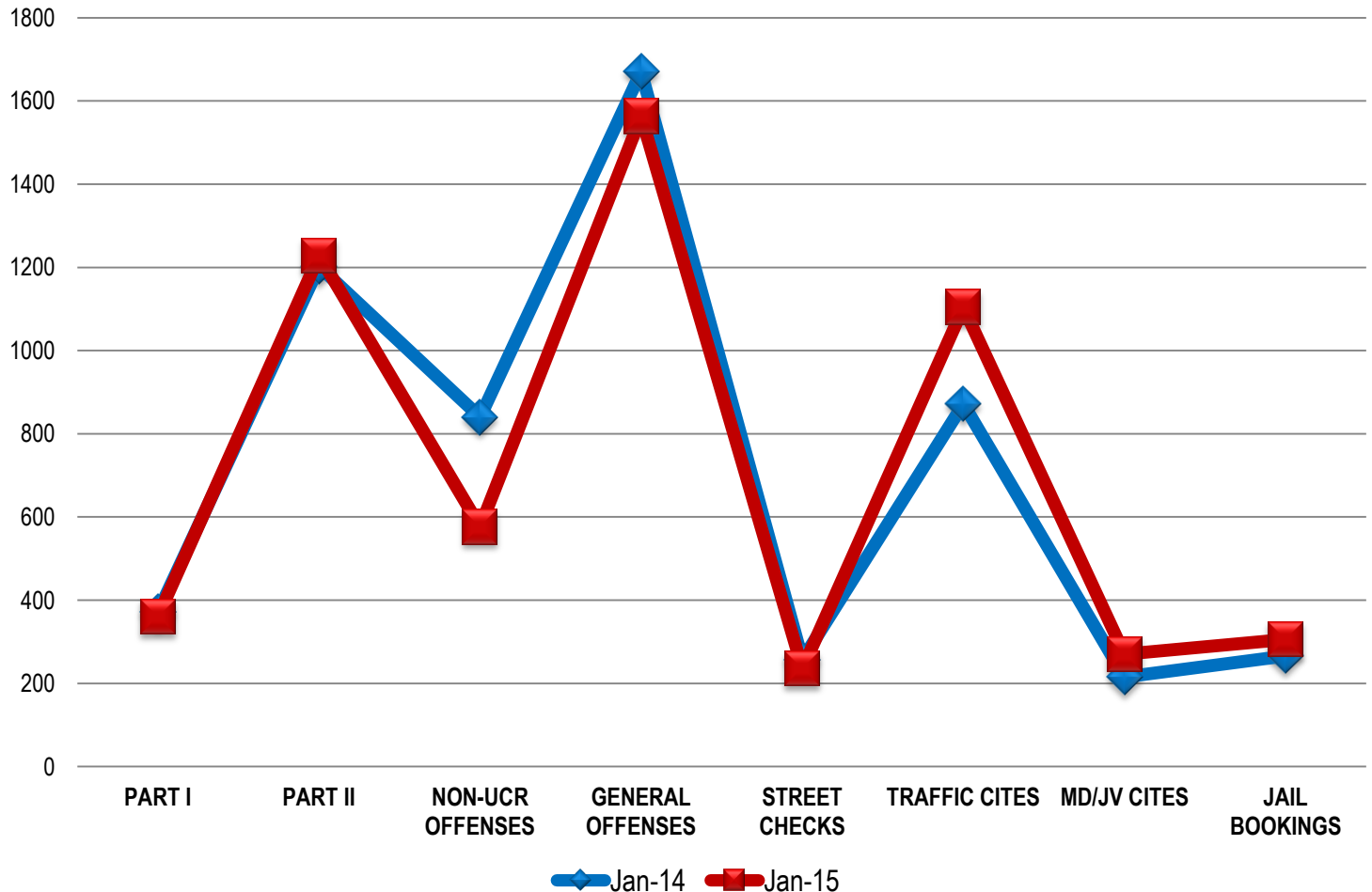
Current As Of: 02/02/2015



DISTRICT 4
Monthly Offense Summary
January 2015

Combined Offense/Event Trends

	Jan-14	Jan-15
PART I	371	360
PART II	1202	1228
NON-UCR OFFENSES	840	576
GENERAL OFFENSES	1671	1563
STREET CHECKS	257	235
TRAFFIC CITES	872	1104
MD/JV CITES	215	270
JAIL BOOKINGS	266	306



These figures represent preliminary counts of original Police Incident Reports. Full statistical analysis to determine the confidence level of this data has not been performed. The results contained herein are approximate in relation to the listed area and may not fully coincide with data shown in other areas of SLCPD's Crime Statistics page such as Calls for Service, Crimes Trending, and Crime Reports due to and reflective of departmental procedures that were in place at the time the event occurred and the date this data was compiled. Results displayed are not distinguished as attempted or completed crimes, do not include other calls for police service, and only represent police service where a report was made. Police Incident Reports are classified by primary offense categories as defined by the Uniform Crime Reporting (UCR) system. However, data is not subjected to any other standards set forth under UCR. Although every reasonable verification effort is made, the accuracy of any data is subject to the constraints of the report generation process as well as the manner, format, and point in time of any query.

Current As Of: 02/02/2015



DISTRICT 4
Monthly Offense Summary
February 2015

PART I OFFENSES		
Offense	Feb-14	Feb-15
Homicide	0	0
Sexual Assault	5	1
Robbery	12	16
Aggravated Assault	17	18
Burglary	11	17
Larceny/Theft	308	322
Motor Vehicle Theft	25	34
Arson	2	2
PART I TOTALS	380	410

NON-UCR OFFENSES		
Offense	Feb-14	Feb-15
Ambulance Calls	54	61
Deaths	6	4
Missing Persons	9	12
Suicides	1	0
Suspicious Activity	29	21
Traffic Accidents	131	118
All Other	480	411
NON-UCR TOTALS	710	627

ALL OFFENSE TOTALS		
Offense Type	Feb-14	Feb-15
PART I OFFENSES	380	410
PART II OFFENSES	1089	1328
NON-UCR OFFENSES	710	627
TOTAL	2179	2365

PART II OFFENSES		
Offense	Feb-14	Feb-15
Other Assaults	111	121
Forgery/Counterfeiting	7	14
Fraud	40	33
Embezzlement	0	1
Stolen Property	5	11
Vandalism	75	70
Weapons	10	7
Prostitution	3	4
Sex Offenses	5	11
Drug Abuse	173	307
Gambling	0	0
Family Offenses	32	42
DUI	59	30
Liquor Laws	54	25
Drunkenness	86	68
Disorderly Conduct	37	29
All Other Offenses	389	552
Curfew/Loitering	0	0
Runaway	3	3
PART II TOTALS	1089	1328

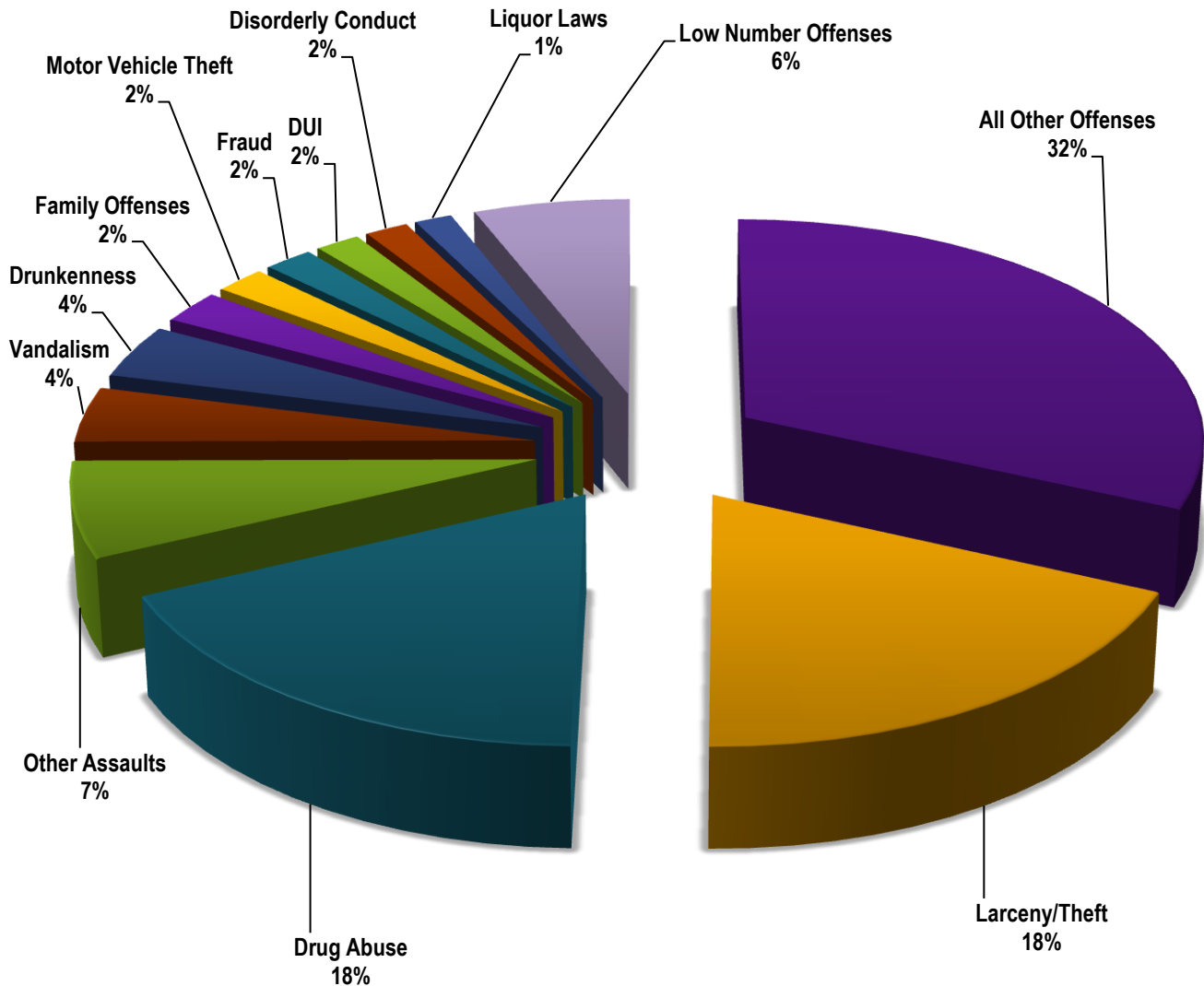
OTHER EVENT TOTALS		
Event Type	Feb-14	Feb-15
General Offense Reports	1579	1770
Street Checks	222	231
Traffic Citations	695	1088
MD Citations	285	286
Jail Bookings	270	331
TOTAL	3051	3706

These figures represent preliminary counts of original Police Incident Reports. Full statistical analysis to determine the confidence level of this data has not been performed. The results contained herein are approximate in relation to the listed area and may not fully coincide with data shown in other areas of SLCPD's Crime Statistics page such as Calls for Service, Crimes Trending, and Crime Reports due to and reflective of departmental procedures that were in place at the time the event occurred and the date this data was compiled. Results displayed are not distinguished as attempted or completed crimes, do not include other calls for police service, and only represent police service where a report was made. Police Incident Reports are classified by primary offense categories as defined by the Uniform Crime Reporting (UCR) system. However, data is not subjected to any other standards set forth under UCR. Although every reasonable verification effort is made, the accuracy of any data is subject to the constraints of the report generation process as well as the manner, format, and point in time of any query.

Current As Of: 03/03/2015



2015 – Part I & II Offense Percentages



*** 'Low Number Offenses' include Part I & II Offense Types under the amount of 20 from table on Page 1.**

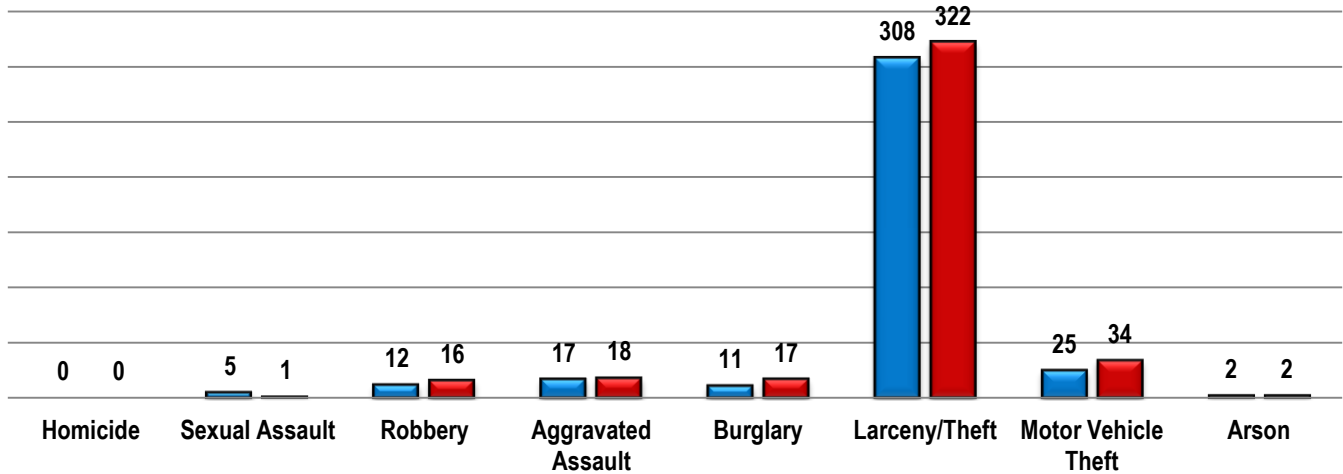
These figures represent preliminary counts of original Police Incident Reports. Full statistical analysis to determine the confidence level of this data has not been performed. The results contained herein are approximate in relation to the listed area and may not fully coincide with data shown in other areas of SLCPD's Crime Statistics page such as Calls for Service, Crimes Trending, and Crime Reports due to and reflective of departmental procedures that were in place at the time the event occurred and the date this data was compiled. Results displayed are not distinguished as attempted or completed crimes, do not include other calls for police service, and only represent police service where a report was made. Police Incident Reports are classified by primary offense categories as defined by the Uniform Crime Reporting (UCR) system. However, data is not subjected to any other standards set forth under UCR. Although every reasonable verification effort is made, the accuracy of any data is subject to the constraints of the report generation process as well as the manner, format, and point in time of any query.

Current As Of: 03/03/2015



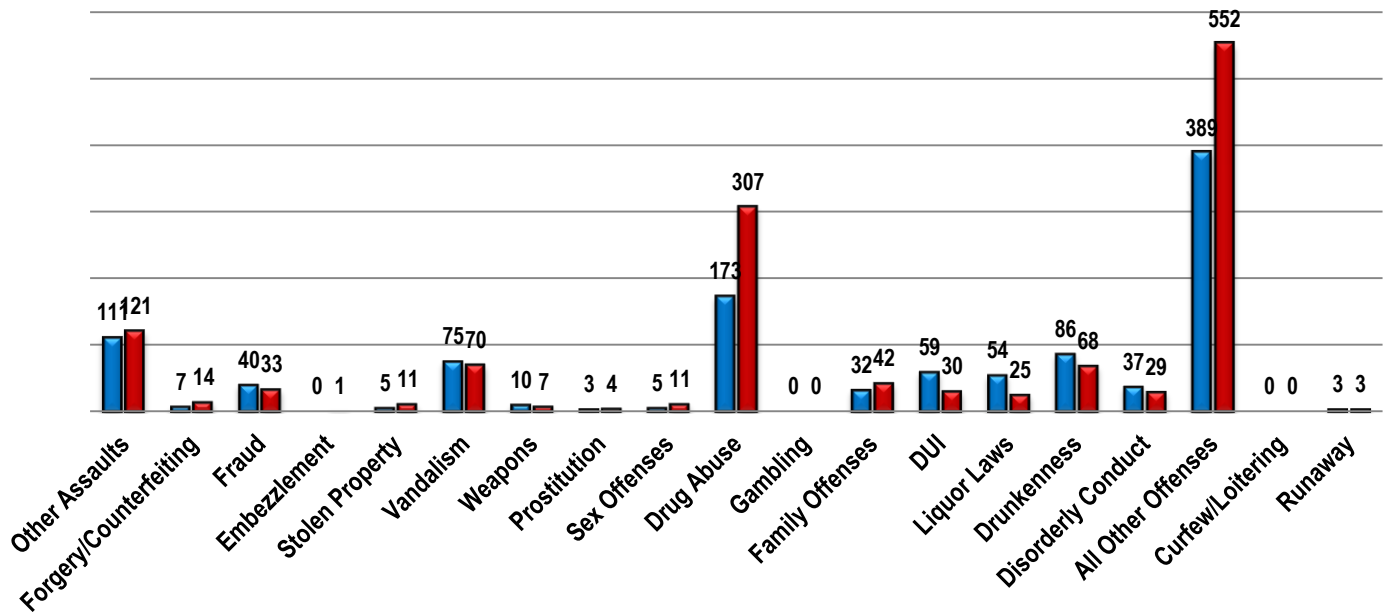
PART I OFFENSES

■ Feb-14 ■ Feb-15



PART II OFFENSES

■ Feb-14 ■ Feb-15



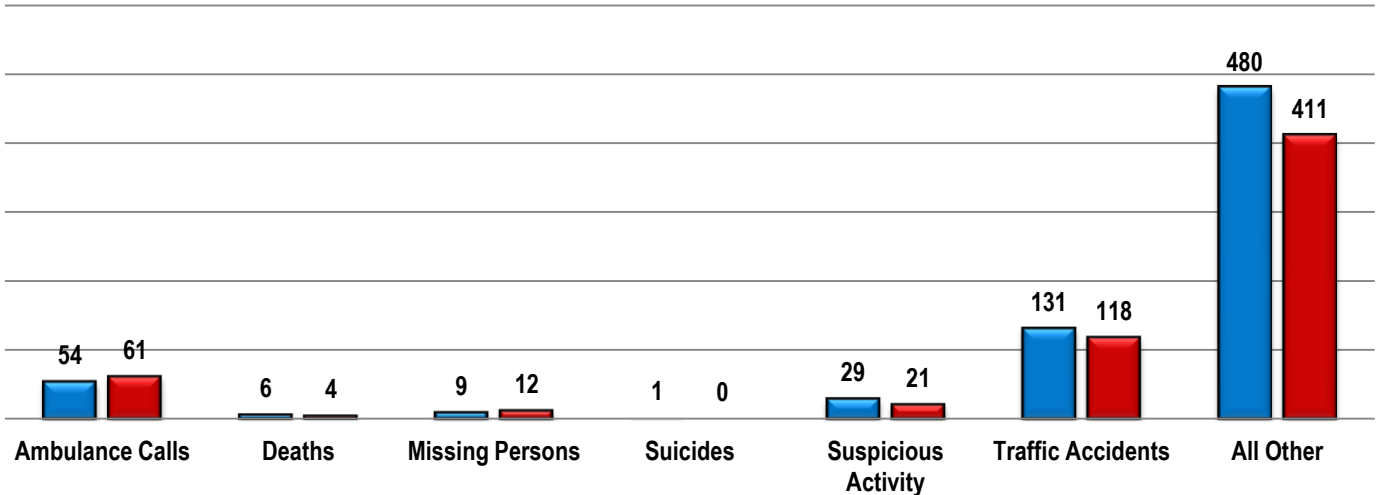
These figures represent preliminary counts of original Police Incident Reports. Full statistical analysis to determine the confidence level of this data has not been performed. The results contained herein are approximate in relation to the listed area and may not fully coincide with data shown in other areas of SLCPD's Crime Statistics page such as Calls for Service, Crimes Trending, and Crime Reports due to and reflective of departmental procedures that were in place at the time the event occurred and the date this data was compiled. Results displayed are not distinguished as attempted or completed crimes, do not include other calls for police service, and only represent police service where a report was made. Police Incident Reports are classified by primary offense categories as defined by the Uniform Crime Reporting (UCR) system. However, data is not subjected to any other standards set forth under UCR. Although every reasonable verification effort is made, the accuracy of any data is subject to the constraints of the report generation process as well as the manner, format, and point in time of any query.

Current As Of: 03/03/2015



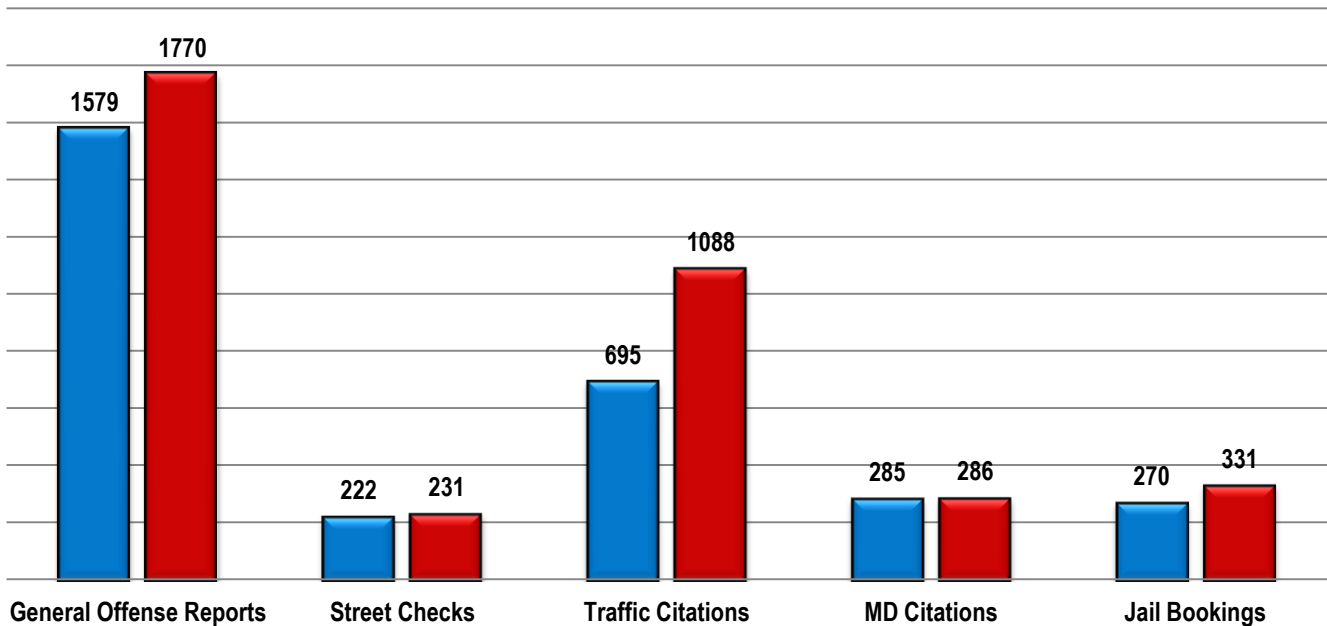
NON-UCR OFFENSES

■ Feb-14 ■ Feb-15



OTHER EVENT TOTALS

■ Feb-14 ■ Feb-15



These figures represent preliminary counts of original Police Incident Reports. Full statistical analysis to determine the confidence level of this data has not been performed. The results contained herein are approximate in relation to the listed area and may not fully coincide with data shown in other areas of SLCPD's Crime Statistics page such as Calls for Service, Crimes Trending, and Crime Reports due to and reflective of departmental procedures that were in place at the time the event occurred and the date this data was compiled. Results displayed are not distinguished as attempted or completed crimes, do not include other calls for police service, and only represent police service where a report was made. Police Incident Reports are classified by primary offense categories as defined by the Uniform Crime Reporting (UCR) system. However, data is not subjected to any other standards set forth under UCR. Although every reasonable verification effort is made, the accuracy of any data is subject to the constraints of the report generation process as well as the manner, format, and point in time of any query.

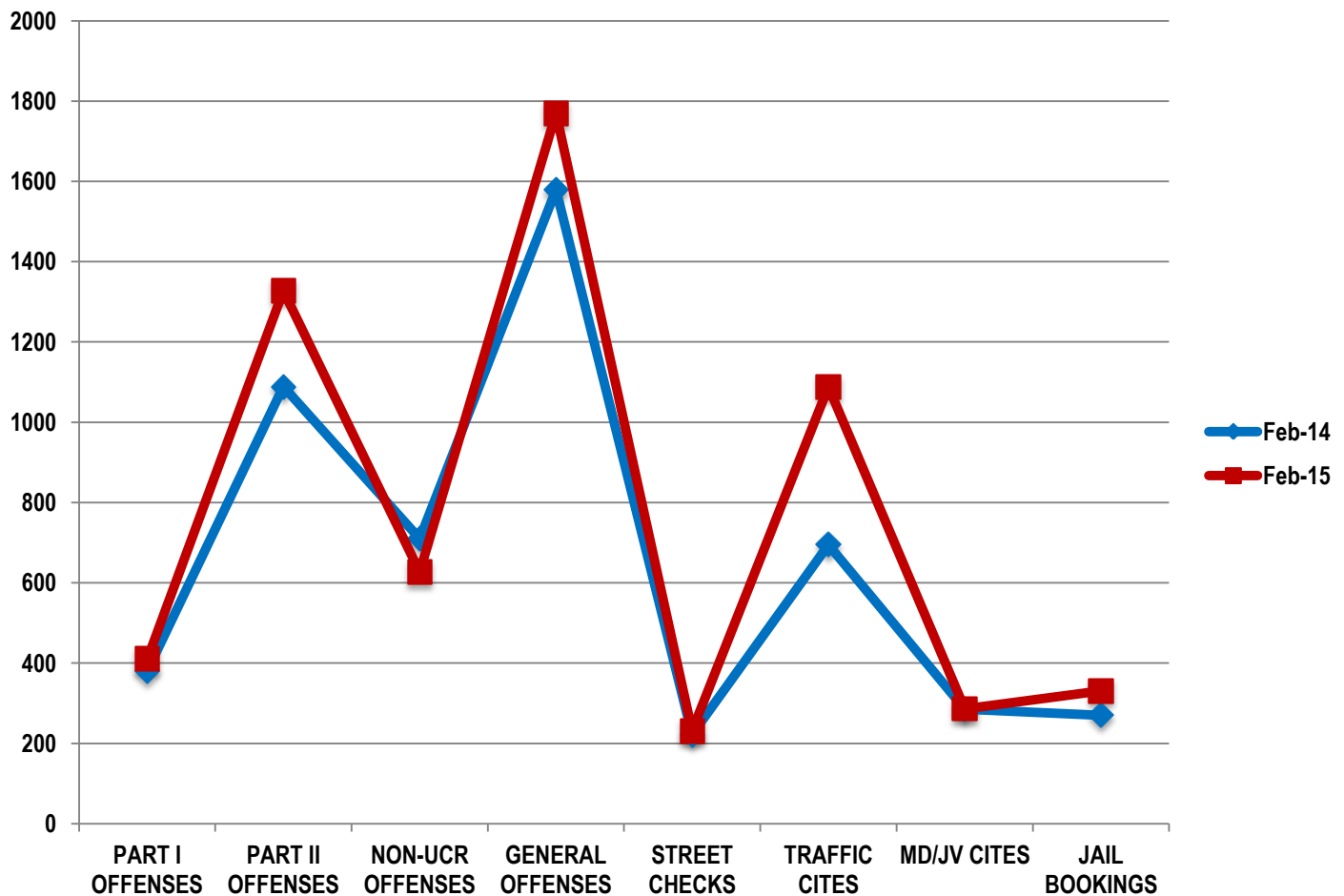
Current As Of: 03/03/2015



DISTRICT 4
Monthly Offense Summary
February 2015

Combined Offense/Event Trends

	Feb-14	Feb-15
PART I OFFENSES	380	410
PART II OFFENSES	1089	1328
NON-UCR OFFENSES	710	627
GENERAL OFFENSES	1579	1770
STREET CHECKS	222	231
TRAFFIC CITES	695	1088
MD/JV CITES	285	286
JAIL BOOKINGS	270	331



These figures represent preliminary counts of original Police Incident Reports. Full statistical analysis to determine the confidence level of this data has not been performed. The results contained herein are approximate in relation to the listed area and may not fully coincide with data shown in other areas of SLCPD's Crime Statistics page such as Calls for Service, Crimes Trending, and Crime Reports due to and reflective of departmental procedures that were in place at the time the event occurred and the date this data was compiled. Results displayed are not distinguished as attempted or completed crimes, do not include other calls for police service, and only represent police service where a report was made. Police Incident Reports are classified by primary offense categories as defined by the Uniform Crime Reporting (UCR) system. However, data is not subjected to any other standards set forth under UCR. Although every reasonable verification effort is made, the accuracy of any data is subject to the constraints of the report generation process as well as the manner, format, and point in time of any query.

Current As Of: 03/03/2015



DISTRICT 4
Monthly Offense Summary
March 2015

PART I OFFENSES		
Offense	Mar-14	Mar-15
Homicide	1	0
Sexual Assault	9	5
Robbery	8	21
Aggravated Assault	18	30
Burglary	13	16
Larceny/Theft	314	277
Motor Vehicle Theft	26	42
Arson	0	3
PART I TOTALS	389	394

NON-UCR OFFENSES		
Offense	Mar-14	Mar-15
Ambulance Calls	52	66
Deaths	4	8
Missing Persons	9	8
Suicides	0	1
Suspicious Activity	16	20
Traffic Accidents	127	132
All Other	549	383
NON-UCR TOTALS	757	618

ALL OFFENSE TOTALS		
Offense Type	Mar-14	Mar-15
PART I OFFENSES	389	394
PART II OFFENSES	1087	1328
NON-UCR OFFENSES	757	618
TOTAL	2233	2340

PART II OFFENSES		
Offense	Mar-14	Mar-15
Other Assaults	109	127
Forgery/Counterfeiting	12	13
Fraud	43	43
Embezzlement	1	0
Stolen Property	9	15
Vandalism	69	77
Weapons	8	13
Prostitution	3	1
Sex Offenses	3	9
Drug Abuse	165	262
Gambling	0	3
Family Offenses	35	37
DUI	58	31
Liquor Laws	59	23
Drunkenness	77	68
Disorderly Conduct	38	50
All Other Offenses	393	545
Curfew/Loitering	1	2
Runaway	4	9
PART II TOTALS	1087	1328

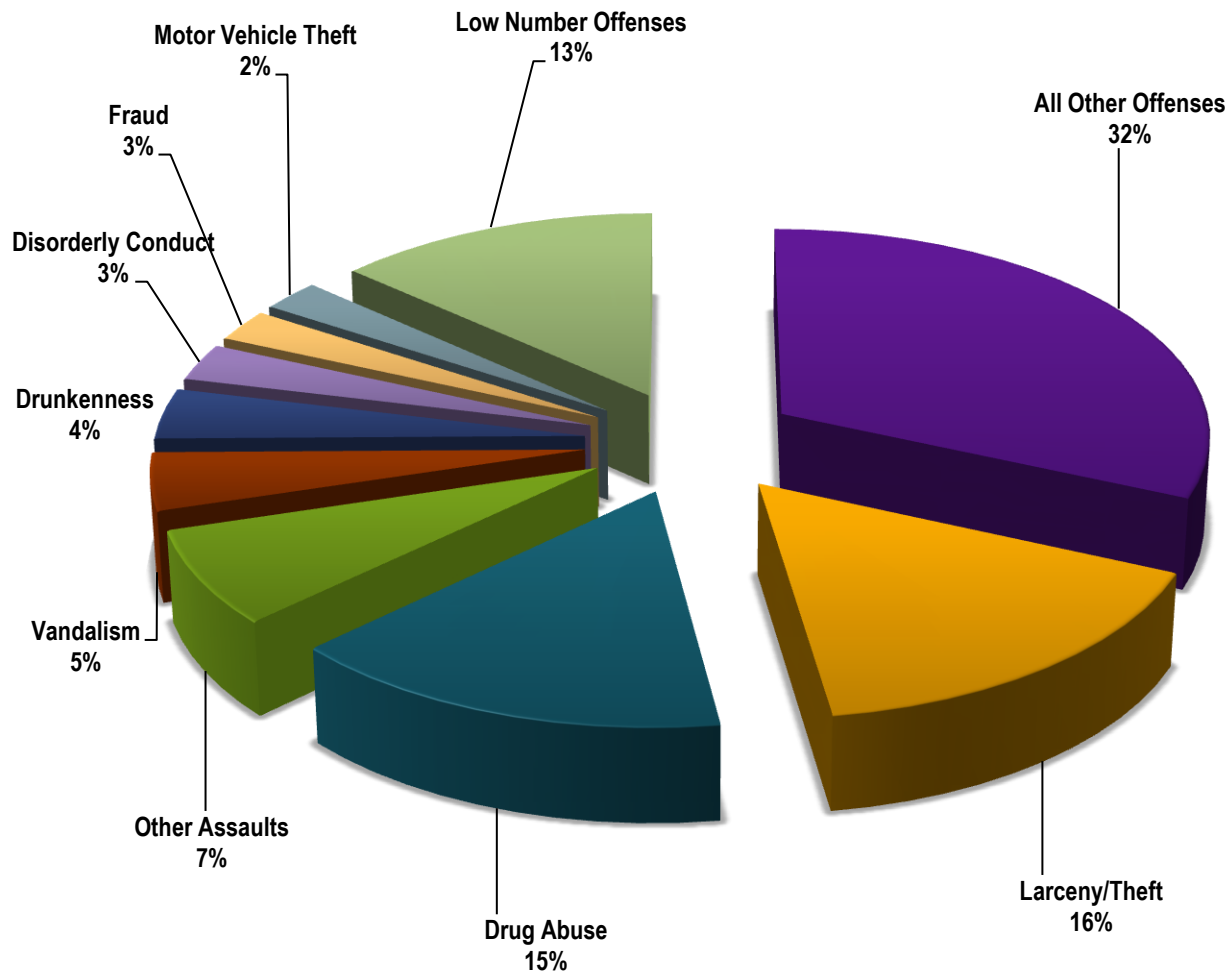
OTHER EVENT TOTALS		
Event Type	Mar-14	Mar-15
General Offense Reports	1603	1730
Street Checks	214	238
Traffic Citations	1003	1181
MD Citations	292	244
Jail Bookings	269	338
TOTAL	3381	3731

These figures represent preliminary counts of original Police Incident Reports. Full statistical analysis to determine the confidence level of this data has not been performed. The results contained herein are approximate in relation to the listed area and may not fully coincide with data shown in other areas of SLCPD's Crime Statistics page such as Calls for Service, Crimes Trending, and Crime Reports due to and reflective of departmental procedures that were in place at the time the event occurred and the date this data was compiled. Results displayed are not distinguished as attempted or completed crimes, do not include other calls for police service, and only represent police service where a report was made. Police Incident Reports are classified by primary offense categories as defined by the Uniform Crime Reporting (UCR) system. However, data is not subjected to any other standards set forth under UCR. Although every reasonable verification effort is made, the accuracy of any data is subject to the constraints of the report generation process as well as the manner, format, and point in time of any query.

Current As Of: 04/01/2015



2015 – Part I & II Offense Percentages



*** 'Low Number Offenses' include Part I & II Offense Types under the amount of 40 from table on Page 1.**

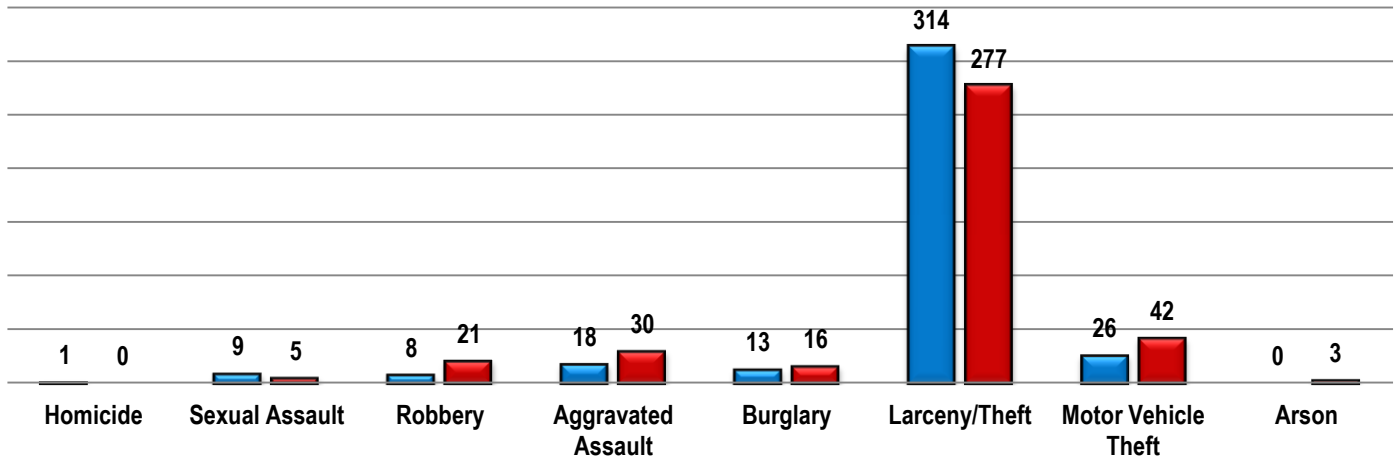
These figures represent preliminary counts of original Police Incident Reports. Full statistical analysis to determine the confidence level of this data has not been performed. The results contained herein are approximate in relation to the listed area and may not fully coincide with data shown in other areas of SLCPD's Crime Statistics page such as Calls for Service, Crimes Trending, and Crime Reports due to and reflective of departmental procedures that were in place at the time the event occurred and the date this data was compiled. Results displayed are not distinguished as attempted or completed crimes, do not include other calls for police service, and only represent police service where a report was made. Police Incident Reports are classified by primary offense categories as defined by the Uniform Crime Reporting (UCR) system. However, data is not subjected to any other standards set forth under UCR. Although every reasonable verification effort is made, the accuracy of any data is subject to the constraints of the report generation process as well as the manner, format, and point in time of any query.

Current As Of: 04/01/2015



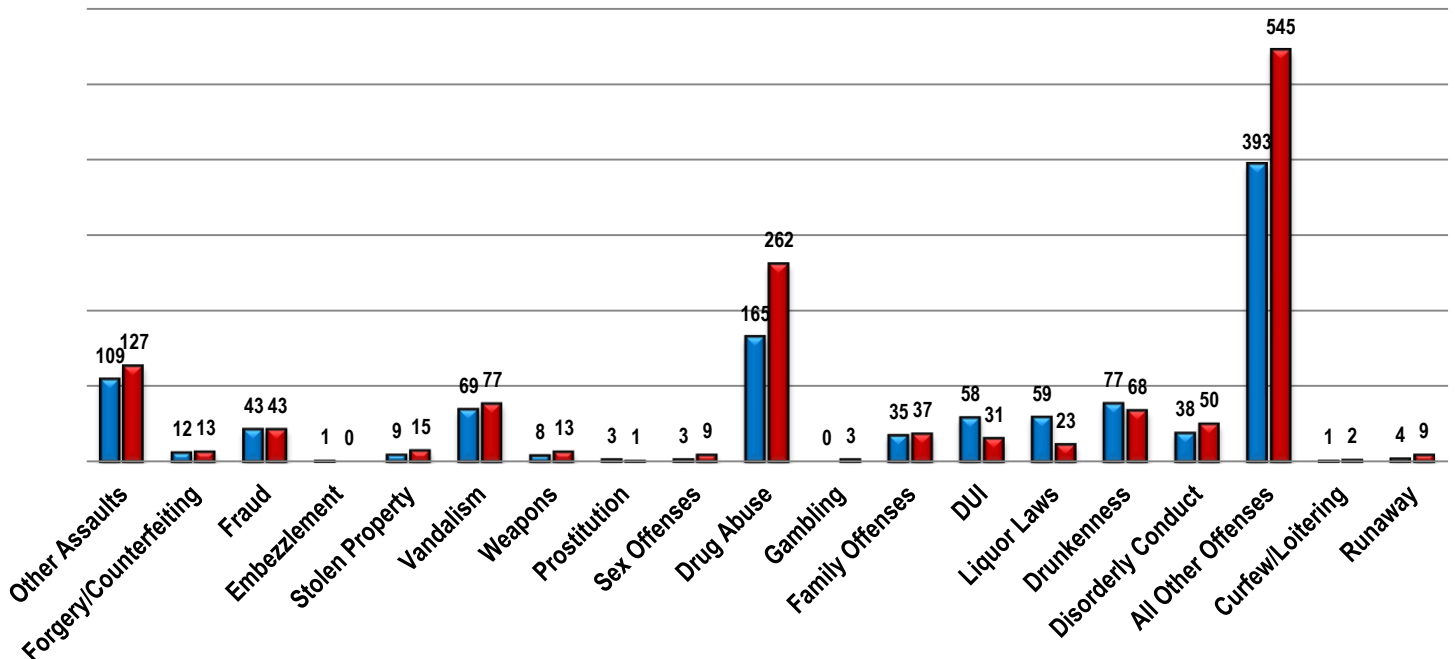
PART I OFFENSES

■ Mar-14 ■ Mar-15



PART II OFFENSES

■ Mar-14 ■ Mar-15



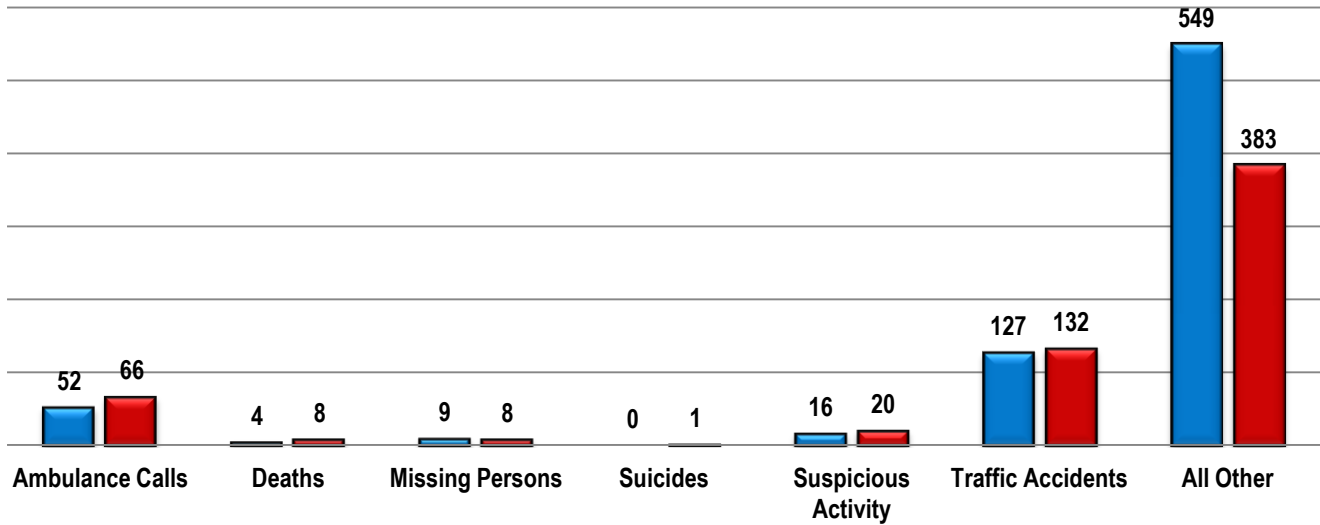
These figures represent preliminary counts of original Police Incident Reports. Full statistical analysis to determine the confidence level of this data has not been performed. The results contained herein are approximate in relation to the listed area and may not fully coincide with data shown in other areas of SLCPD's Crime Statistics page such as Calls for Service, Crimes Trending, and Crime Reports due to and reflective of departmental procedures that were in place at the time the event occurred and the date this data was compiled. Results displayed are not distinguished as attempted or completed crimes, do not include other calls for police service, and only represent police service where a report was made. Police Incident Reports are classified by primary offense categories as defined by the Uniform Crime Reporting (UCR) system. However, data is not subjected to any other standards set forth under UCR. Although every reasonable verification effort is made, the accuracy of any data is subject to the constraints of the report generation process as well as the manner, format, and point in time of any query.

Current As Of: 04/01/2015



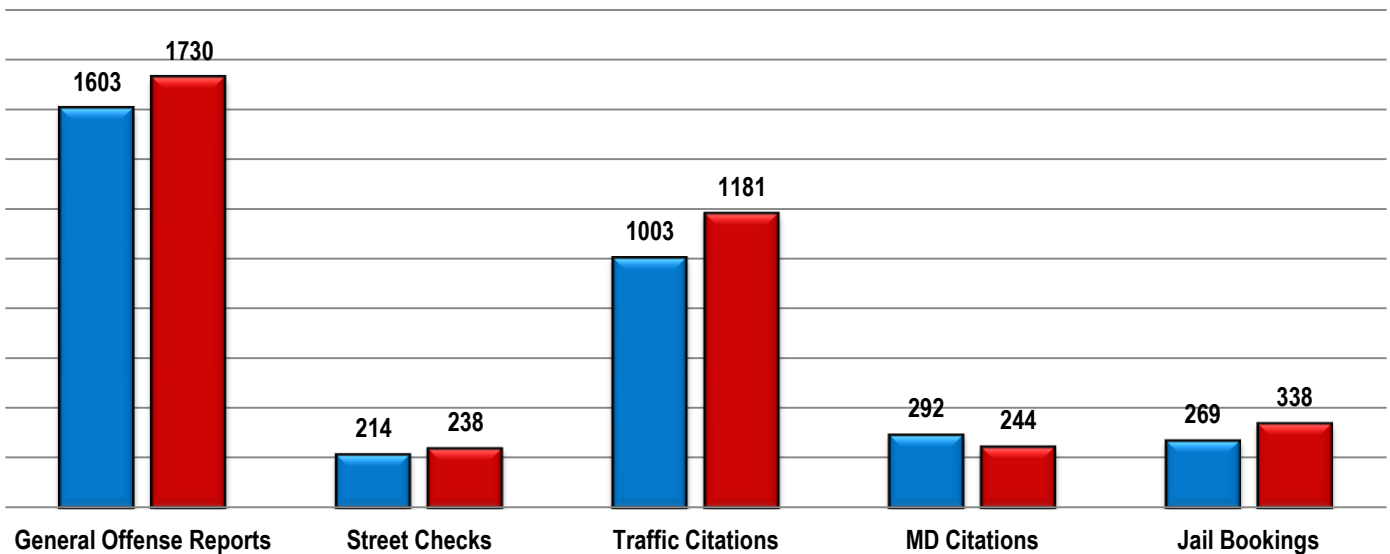
NON-UCR OFFENSES

■ Mar-14 ■ Mar-15



EVENT TOTALS

■ Mar-14 ■ Mar-15



These figures represent preliminary counts of original Police Incident Reports. Full statistical analysis to determine the confidence level of this data has not been performed. The results contained herein are approximate in relation to the listed area and may not fully coincide with data shown in other areas of SLCPD's Crime Statistics page such as Calls for Service, Crimes Trending, and Crime Reports due to and reflective of departmental procedures that were in place at the time the event occurred and the date this data was compiled. Results displayed are not distinguished as attempted or completed crimes, do not include other calls for police service, and only represent police service where a report was made. Police Incident Reports are classified by primary offense categories as defined by the Uniform Crime Reporting (UCR) system. However, data is not subjected to any other standards set forth under UCR. Although every reasonable verification effort is made, the accuracy of any data is subject to the constraints of the report generation process as well as the manner, format, and point in time of any query.

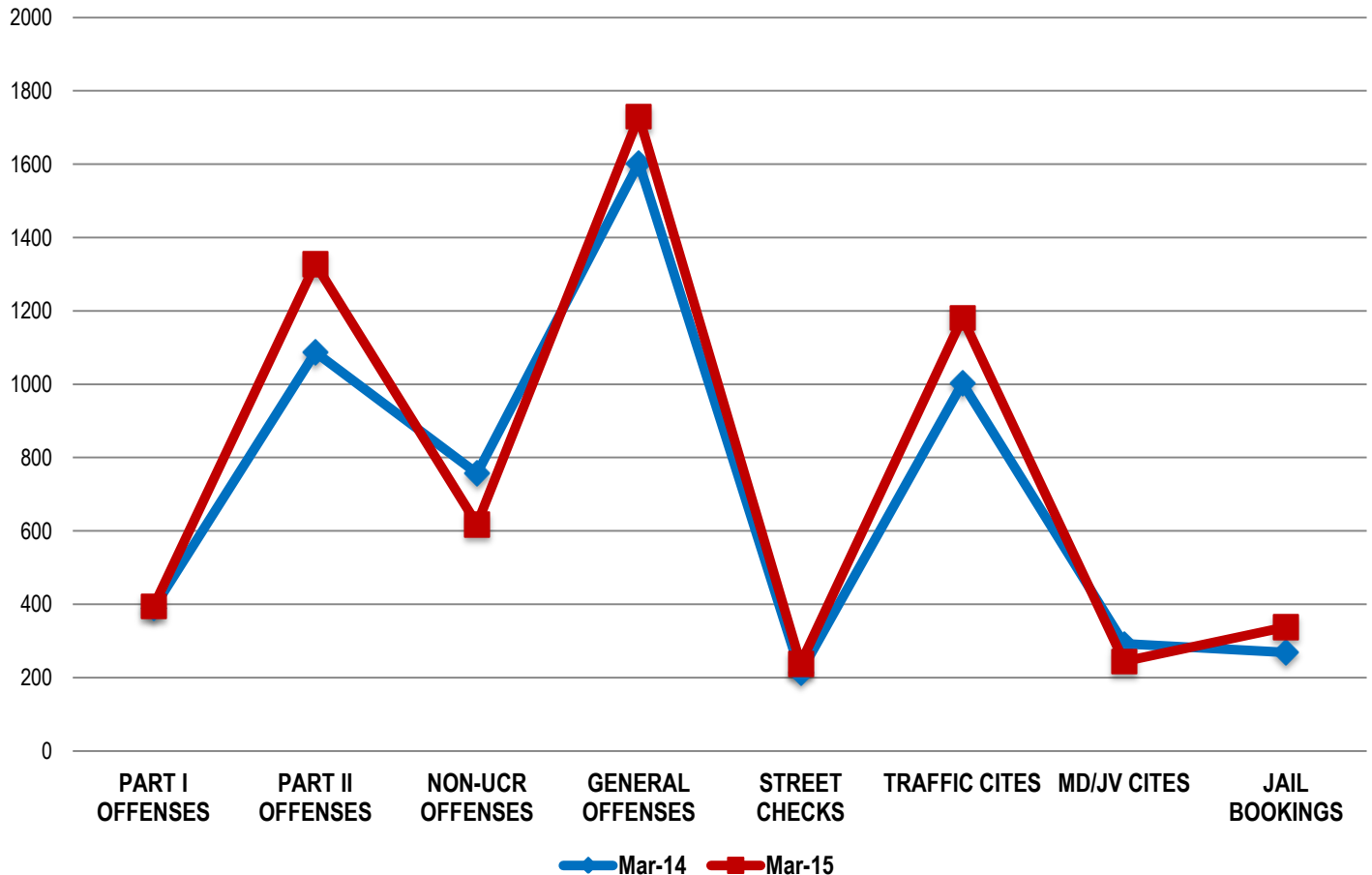
Current As Of: 04/01/2015



DISTRICT 4
Monthly Offense Summary
March 2015

Combined Offense/Event Trends

	MAR-14	MAR-15
PART I	389	394
PART II	1087	1328
NON-UCR OFFENSES	757	618
GENERAL OFFENSES	1603	1730
STREET CHECKS	214	238
TRAFFIC CITATIONS	1003	1181
MD/JV CITATIONS	292	244
JAIL BOOKINGS	269	338



These figures represent preliminary counts of original Police Incident Reports. Full statistical analysis to determine the confidence level of this data has not been performed. The results contained herein are approximate in relation to the listed area and may not fully coincide with data shown in other areas of SLCPD's Crime Statistics page such as Calls for Service, Crimes Trending, and Crime Reports due to and reflective of departmental procedures that were in place at the time the event occurred and the date this data was compiled. Results displayed are not distinguished as attempted or completed crimes, do not include other calls for police service, and only represent police service where a report was made. Police Incident Reports are classified by primary offense categories as defined by the Uniform Crime Reporting (UCR) system. However, data is not subjected to any other standards set forth under UCR. Although every reasonable verification effort is made, the accuracy of any data is subject to the constraints of the report generation process as well as the manner, format, and point in time of any query.

Current As Of: 04/01/2015





CITY COUNCIL DISTRICT #4

MONTHLY OFFENSE SUMMARY

APRIL 2015

These figures represent preliminary counts of original Police Incident Reports. Full statistical analysis to determine the confidence level of this data has not been performed. The results contained herein are approximate in relation to the listed area and may not fully coincide with data shown in other areas of SLCPD's Crime Statistics page such as Calls for Service, Crimes Trending, and Crime Reports due to and reflective of departmental procedures that were in place at the time the event occurred and the date this data was compiled. Results displayed are not distinguished as attempted or completed crimes, do not include other calls for police service, and only represent police service where a report was made. Police Incident Reports are classified by primary offense categories as defined by the Uniform Crime Reporting (UCR) system. However, data is not subjected to any other standards set forth under UCR. Although every reasonable verification effort is made, the accuracy of any data is subject to the constraints of the report generation process as well as the manner, format, and point in time of any query.

PART I OFFENSES:	Chosen by the FBI as Part I Offenses because they are serious crimes that occur with regularity in all areas of the country and are likely to be reported to Police.
PART II OFFENSES:	All other crimes other than the eight Part I Offenses. The Uniform Crime Reporting Program gathers only arrest data for Part II Offenses, however, SLCPD results displayed in this document display all Part II Offenses, regardless of the presence of arrest data.
ALL OTHER OFFENSES:	Under the Part II Offense section, 'All Other Offenses' include Peeping Tom, Trespass, Kidnap/Abduction, Pornography, Extortion/Blackmail, Bribery, Warrants, Sexual Offenses, Obstruction, Public Peace, and Hit & Run.
NON-UCR OFFENSES:	Non-UCR Offenses include reports for all other offenses not classified as a Part I or Part II Offense. Results displayed separate some of these offenses such as Ambulance Calls, Deaths, Missing Persons, Suicides, Suspicious Activity, and Traffic Accidents.
ALL OTHER NON-UCR:	Under the Non-UCR category, 'All Other' include the remainder of offenses not classified as Part I or Part II and not separated from the Non-UCR Offenses. These include things such as Loud Parties, Barking Dogs, Mentally Ill Subjects, Citizen Assistance, etc.
LOW NUMBER OFFENSES:	On page two, in the interest of space and allowing for easier viewing, the category titled 'Low Number Offenses' include Part I and Part II Offenses from page one that have totals under the amount of 15.

DISTRICT 4
Monthly Offense Summary
April 2015

PART I OFFENSES		
Offense	Apr-14	Apr-15
Homicide	1	0
Sexual Assault	6	5
Robbery	16	13
Aggravated Assault	21	15
Burglary	35	20
Larceny/Theft	323	300
Motor Vehicle Theft	14	48
Arson	0	3
PART I TOTALS	416	404

NON-UCR OFFENSES		
Offense	Apr-14	Apr-15
Ambulance Calls	66	62
Deaths	4	4
Missing Persons	8	14
Suicides	0	1
Suspicious Activity	27	24
Traffic Accidents	139	131
All Other	405	384
NON-UCR TOTALS	649	620

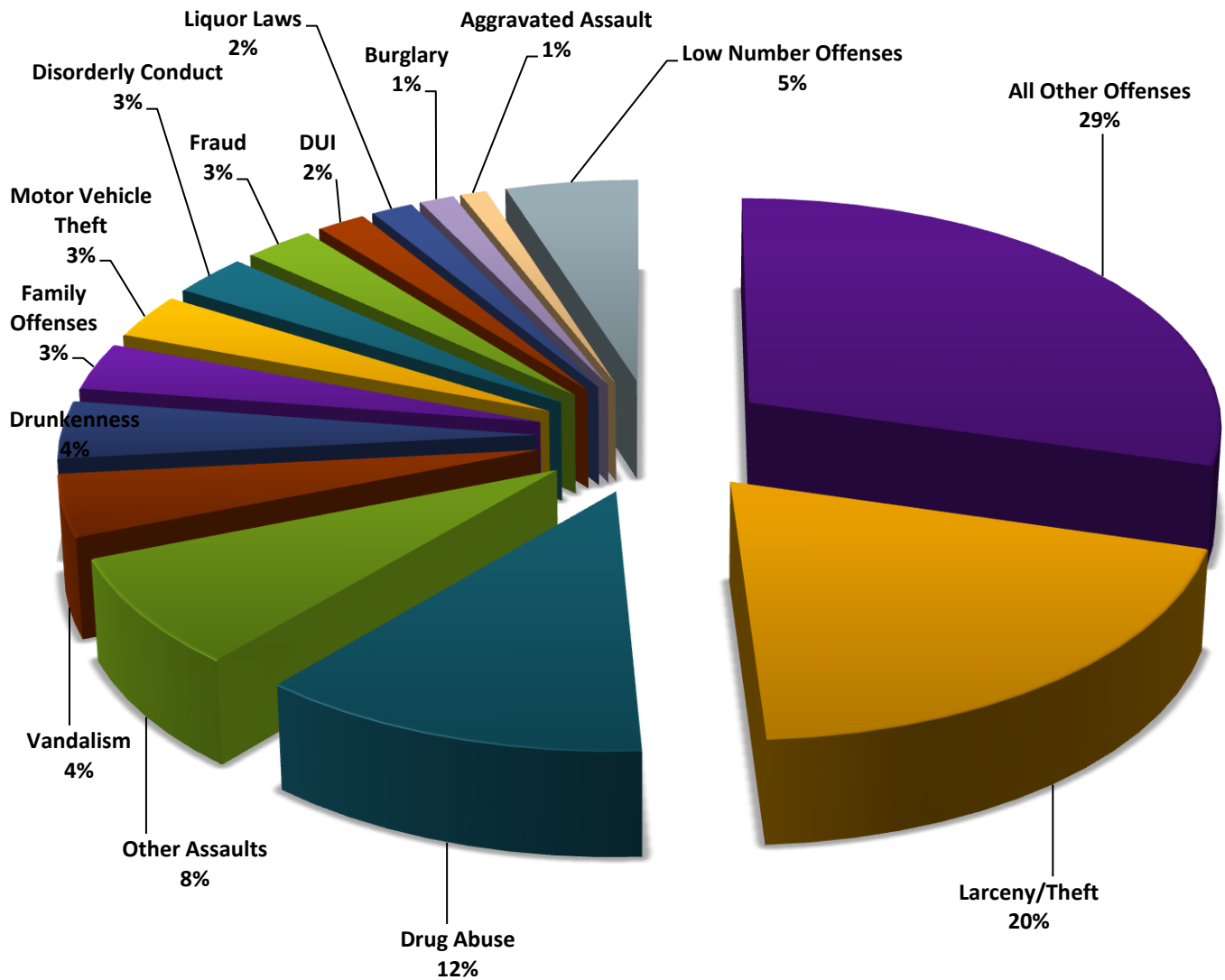
ALL OFFENSE TOTALS		
Offense Type	Apr-14	Apr-15
PART I OFFENSES	416	404
PART II OFFENSES	1123	1127
NON-UCR OFFENSES	649	620
TOTAL	2188	2151

PART II OFFENSES		
Offense	Apr-14	Apr-15
Other Assaults	131	119
Forgery/Counterfeiting	15	12
Fraud	42	40
Embezzlement	0	1
Stolen Property	11	13
Vandalism	67	67
Weapons	9	11
Prostitution	5	7
Sex Offenses	3	2
Drug Abuse	183	185
Gambling	0	0
Family Offenses	48	51
DUI	17	28
Liquor Laws	55	24
Drunkenness	81	62
Disorderly Conduct	40	44
All Other Offenses	409	452
Curfew/Loitering	0	0
Runaway	7	9
PART II TOTALS	1123	1127

OTHER EVENT TOTALS		
Event Type	Apr-14	Apr-15
Reports Generated	1607	1644
Street Checks	159	273
Traffic Citations	610	827
Misdemeanor Citations	241	192
Jail Bookings	290	294
TOTAL	2907	3230

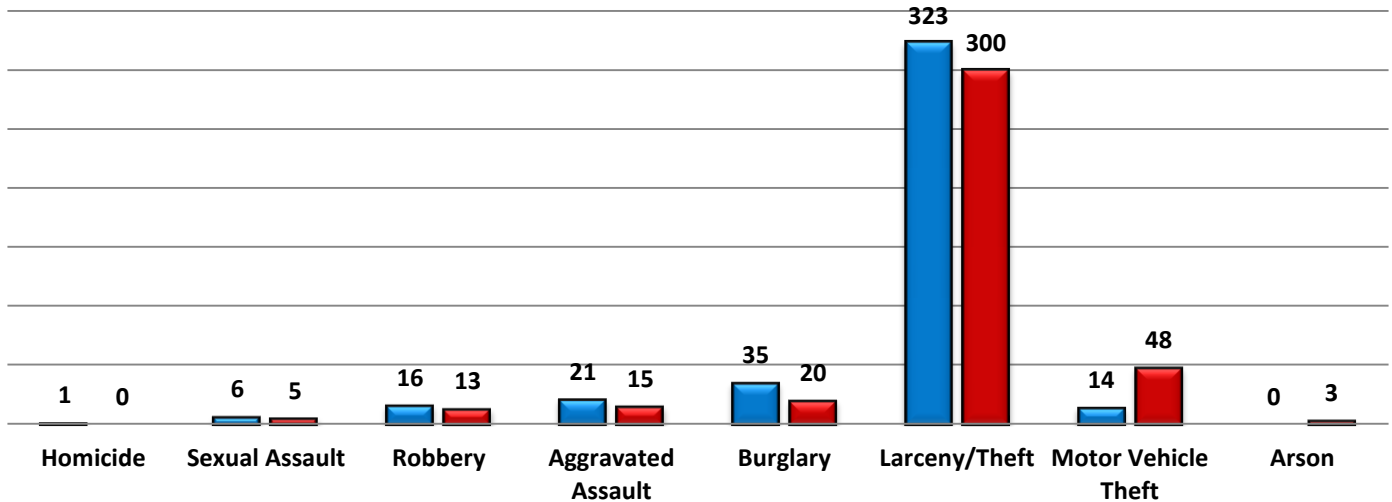


2015 – Part I & II Offense Percentages



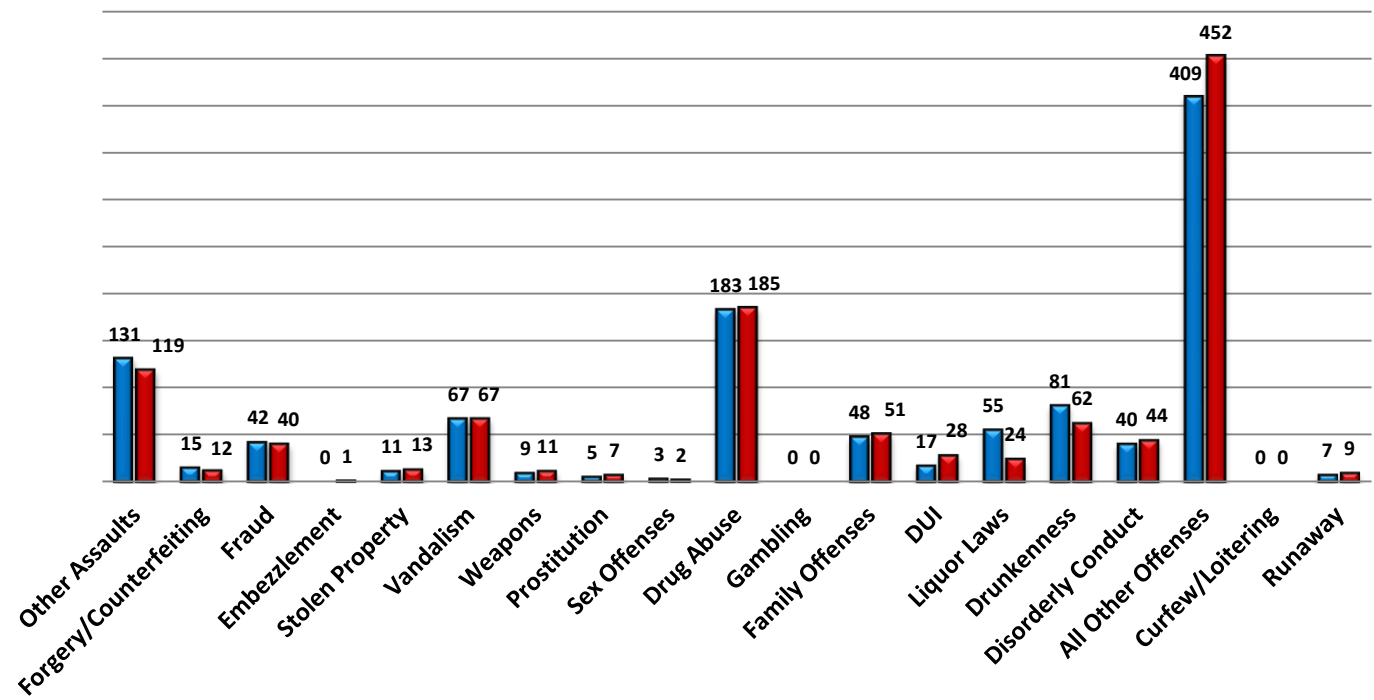
PART I OFFENSES

■ Apr-14 ■ Apr-15



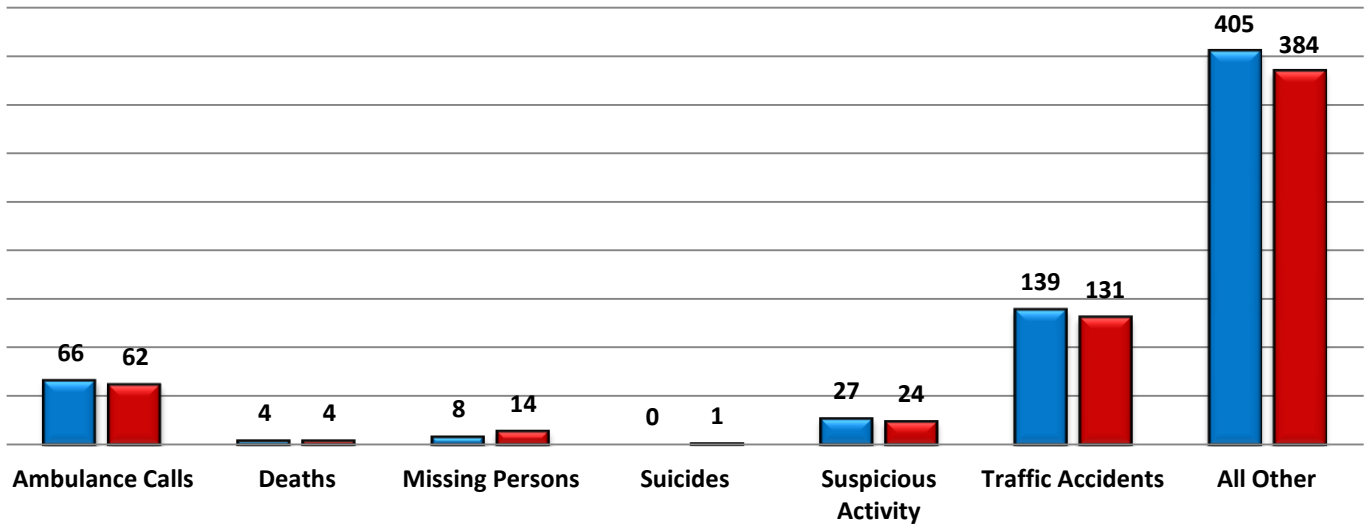
PART II OFFENSES

■ Apr-14 ■ Apr-15



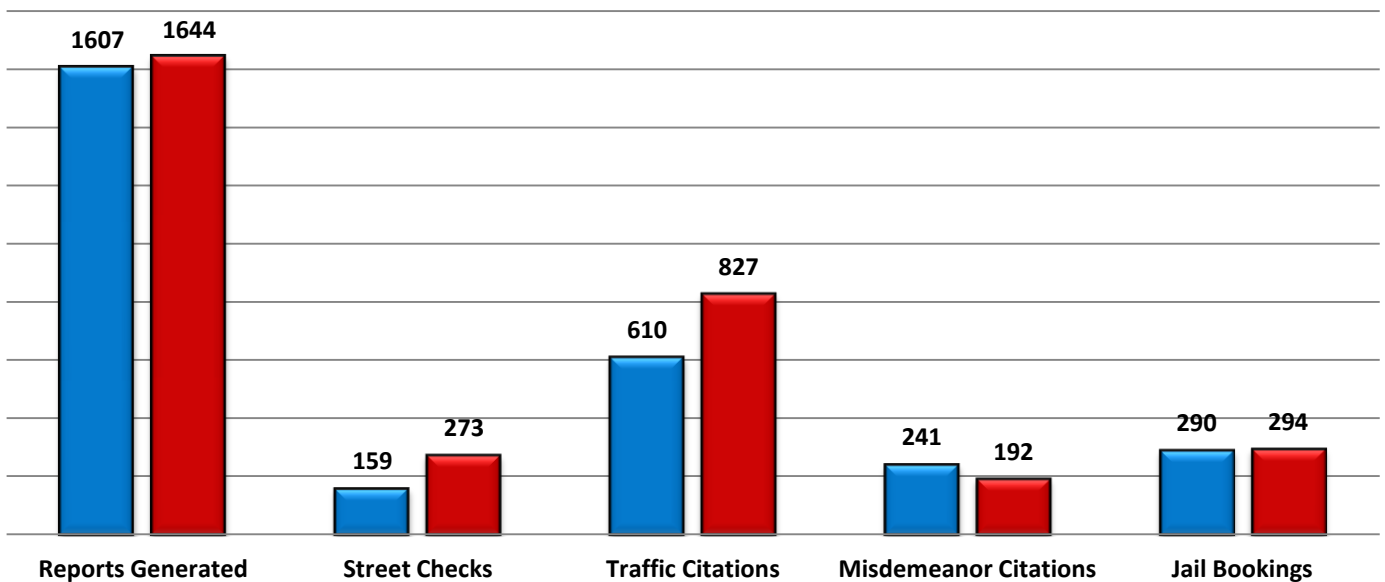
NON-UCR OFFENSES

■ Apr-14 ■ Apr-15



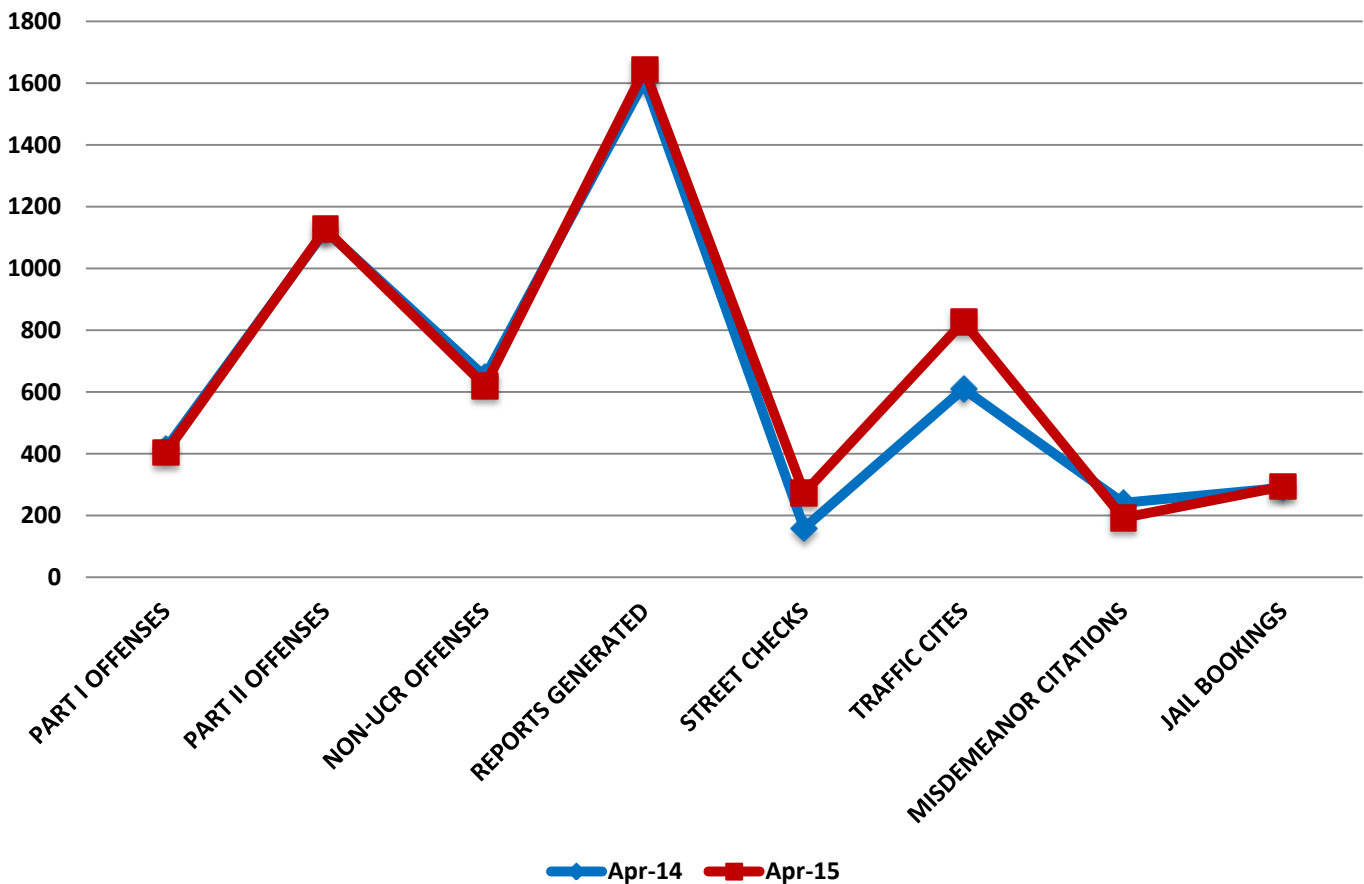
OTHER EVENT TOTALS

■ Apr-14 ■ Apr-15



Combined Offense/Event Trends

	Apr-14	Apr-15
PART I OFFENSES	416	404
PART II OFFENSES	1123	1127
NON-UCR OFFENSES	649	620
REPORTS GENERATED	1607	1644
STREET CHECKS	159	273
TRAFFIC CITES	610	827
MISDEMEANOR CITATIONS	241	192
JAIL BOOKINGS	290	294





CITY COUNCIL DISTRICT #4

MONTHLY OFFENSE SUMMARY

MAY 2015

These figures represent preliminary counts of original Police Incident Reports and include all offenses within the above listed City Council District only. Full statistical analysis to determine the confidence level of this data has not been performed. The results contained herein are approximate in relation to the listed area and may not fully coincide with data shown in other areas of SLCPD's Crime Statistics page such as Calls for Service, Crimes Trending, and Crime Reports due to and reflective of departmental procedures that were in place at the time the event occurred and the date this data was compiled. Results displayed are not distinguished as attempted or completed crimes, do not include other calls for police service, and only represent police service where a report was made. Police Incident Reports are classified by primary offense categories as defined by the Uniform Crime Reporting (UCR) system. However, data is not subjected to any other standards set forth under UCR. Although every reasonable verification effort is made, the accuracy of any data is subject to the constraints of the report generation process as well as the manner, format, and point in time of any query.

PART I OFFENSES:	Chosen by the FBI as Part I Offenses because they are serious crimes that occur with regularity in all areas of the country and are likely to be reported to Police.
PART II OFFENSES:	All other crimes other than the eight Part I Offenses. The Uniform Crime Reporting Program gathers only arrest data for Part II Offenses, however, SLCPD results displayed in this document display all Part II Offenses, regardless of the presence of arrest data.
ALL OTHER OFFENSES:	Under the Part II Offense section, 'All Other Offenses' include Peeping Tom, Trespass, Kidnap/Abduction, Pornography, Extortion/Blackmail, Bribery, Warrants, Sexual Offenses, Obstruction, Public Peace, and Hit & Run.
NON-UCR OFFENSES:	Non-UCR Offenses include reports for all other offenses not classified as a Part I or Part II Offense. Results displayed separate some of these offenses such as Ambulance Calls, Deaths, Missing Persons, Suicides, Suspicious Activity, and Traffic Accidents.
ALL OTHER NON-UCR:	Under the Non-UCR category, 'All Other' include the remainder of offenses not classified as Part I or Part II and not separated from the Non-UCR Offenses. These include things such as Loud Parties, Barking Dogs, Mentally Ill Subjects, Citizen Assistance, etc.
LOW NUMBER OFFENSES:	On page two, in the interest of space and allowing for easier viewing, the category titled 'Low Number Offenses' include Part I and Part II Offenses from page one that have totals under the amount of 30.

DISTRICT 4
Monthly Offense Summary
May 2015

PART I OFFENSES		
Offense	May-14	May-15
Homicide	0	0
Sexual Assault	6	7
Robbery	15	17
Aggravated Assault	23	18
Burglary	28	23
Larceny/Theft	398	314
Motor Vehicle Theft	36	32
Arson	0	0
PART I TOTALS	506	411

NON-UCR OFFENSES		
Offense	May-14	May-15
Ambulance Calls	69	69
Deaths	3	9
Missing Persons	16	18
Suicides	0	0
Suspicious Activity	20	30
Traffic Accidents	153	118
All Other	469	420
NON-UCR TOTALS	730	664

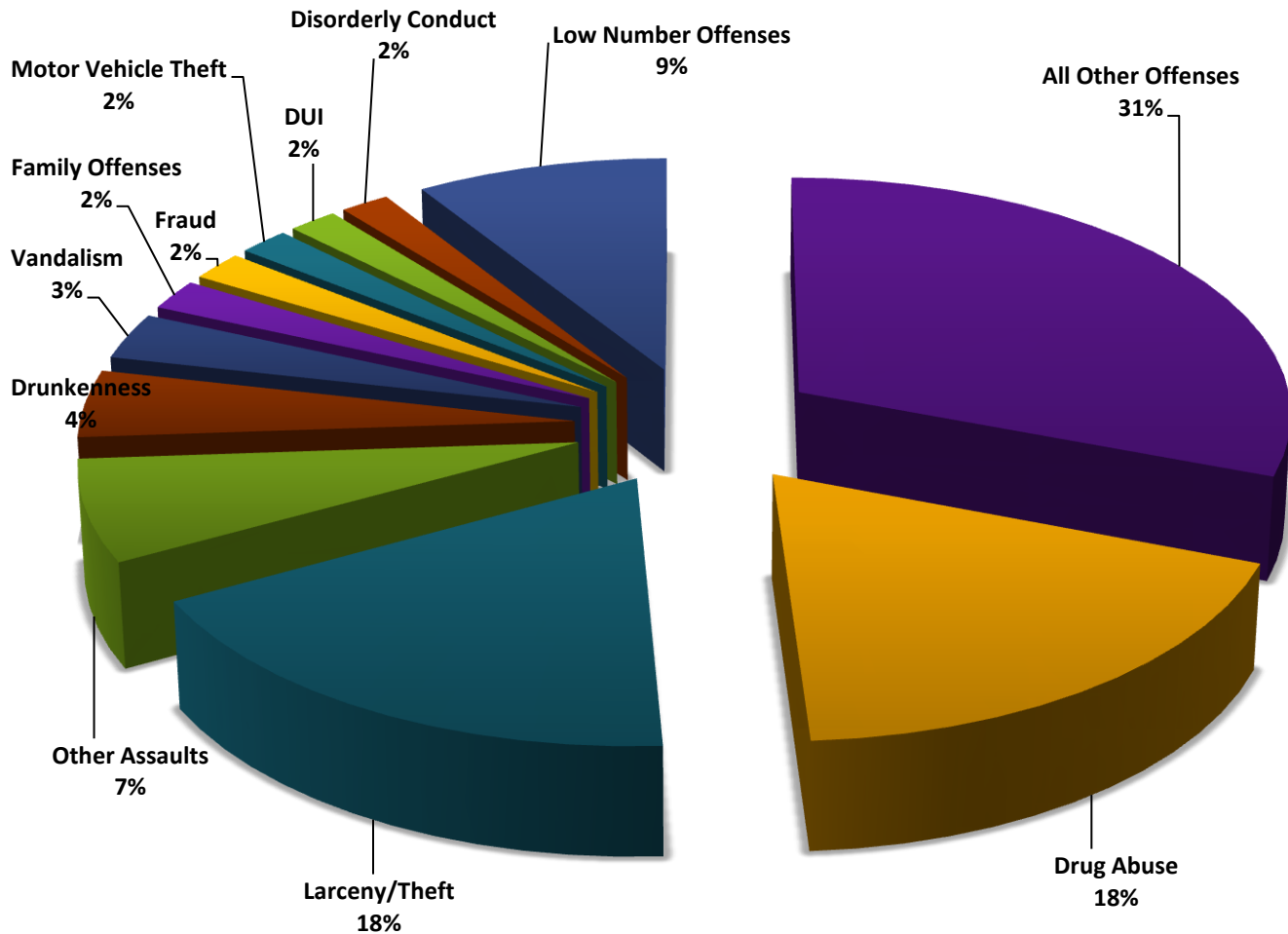
ALL OFFENSE TOTALS		
Offense Type	May-14	May-15
PART I OFFENSES	506	411
PART II OFFENSES	1290	1341
NON-UCR OFFENSES	730	664
TOTAL	2526	2416

PART II OFFENSES		
Offense	May-14	May-15
Other Assaults	128	121
Forgery/Counterfeiting	12	21
Fraud	27	34
Embezzlement	0	0
Stolen Property	8	10
Vandalism	77	55
Weapons	14	16
Prostitution	5	5
Sex Offenses	7	9
Drug Abuse	269	321
Gambling	0	0
Family Offenses	50	36
DUI	25	31
Liquor Laws	90	23
Drunkenness	101	80
Disorderly Conduct	54	31
All Other Offenses	412	539
Curfew/Loitering	0	0
Runaway	11	9
PART II TOTALS	1290	1341

OTHER EVENT TOTALS		
Event Type	May-14	May-15
Reports Generated	1793	1790
Street Checks	153	240
Traffic Citations	1056	1014
Misdemeanor Citations	304	227
Jail Bookings	307	349
TOTAL	3613	3620

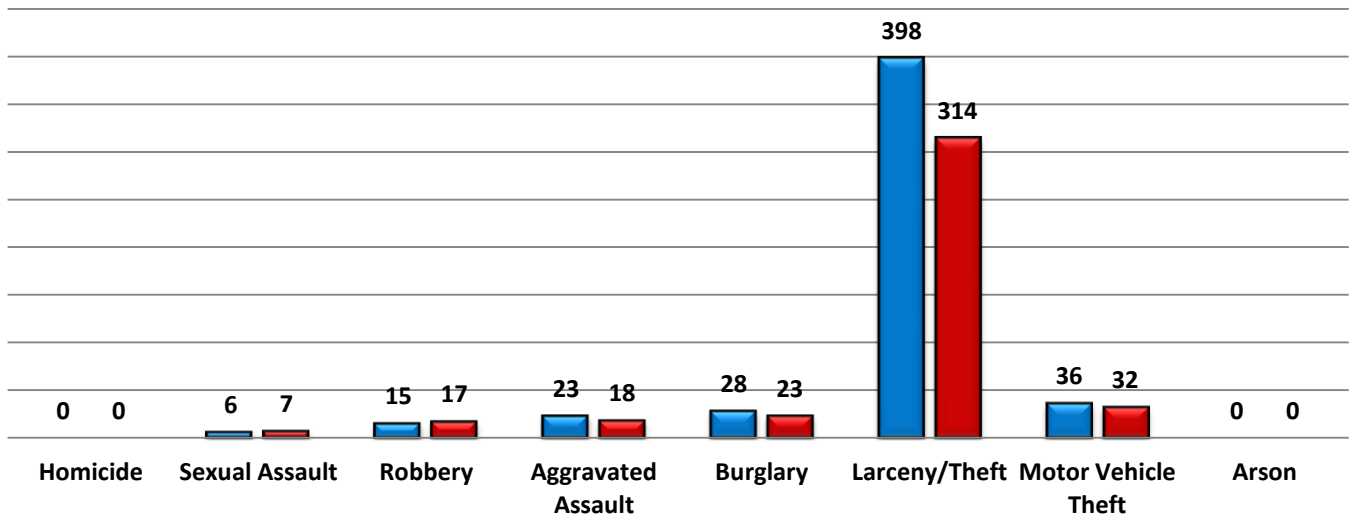


2015 – Part I & II Offense Percentages



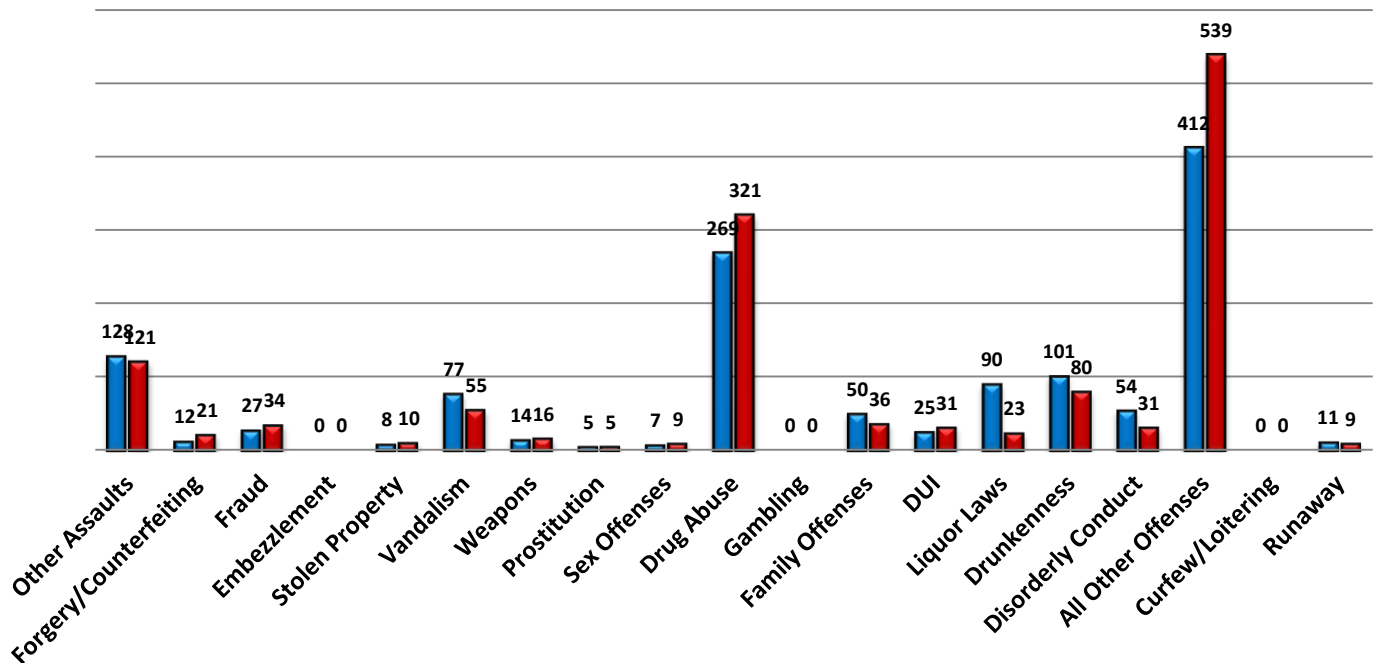
PART I OFFENSES

■ May-14 ■ May-15



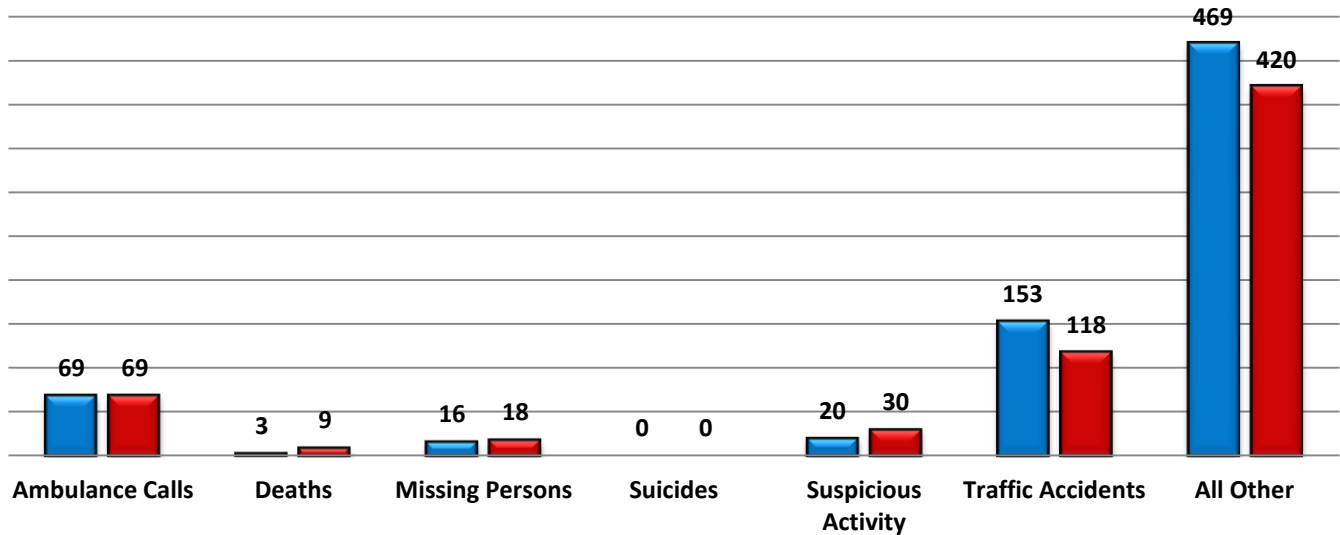
PART II OFFENSES

■ May-14 ■ May-15



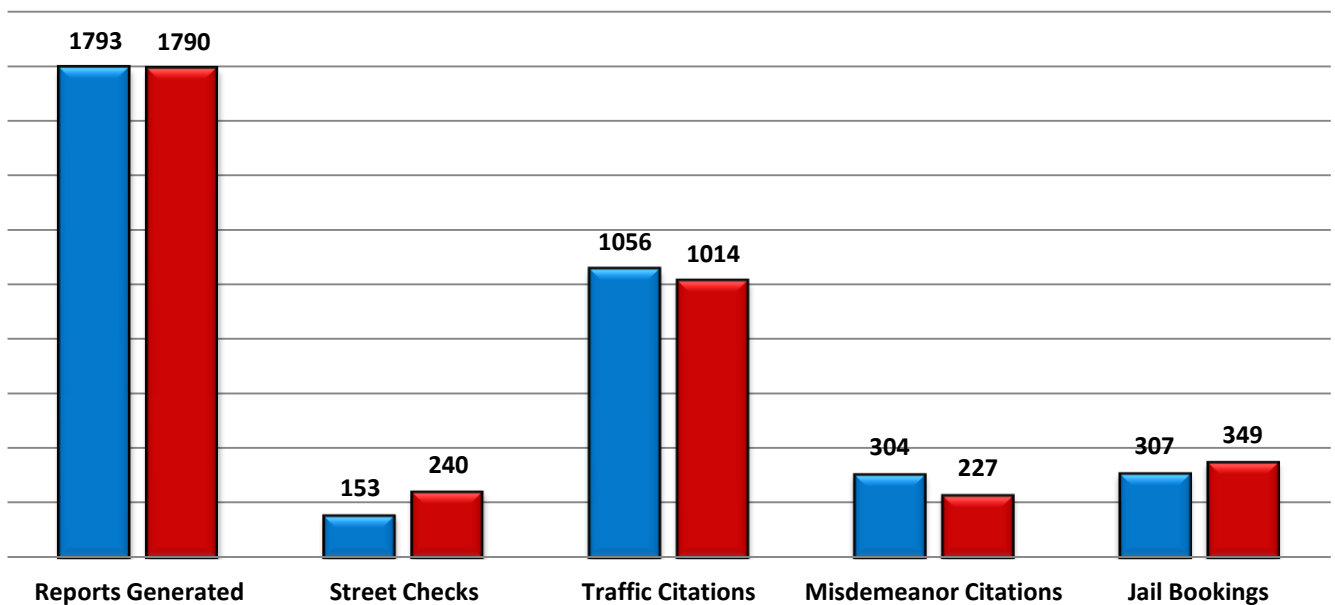
NON-UCR OFFENSES

■ May-14 ■ May-15



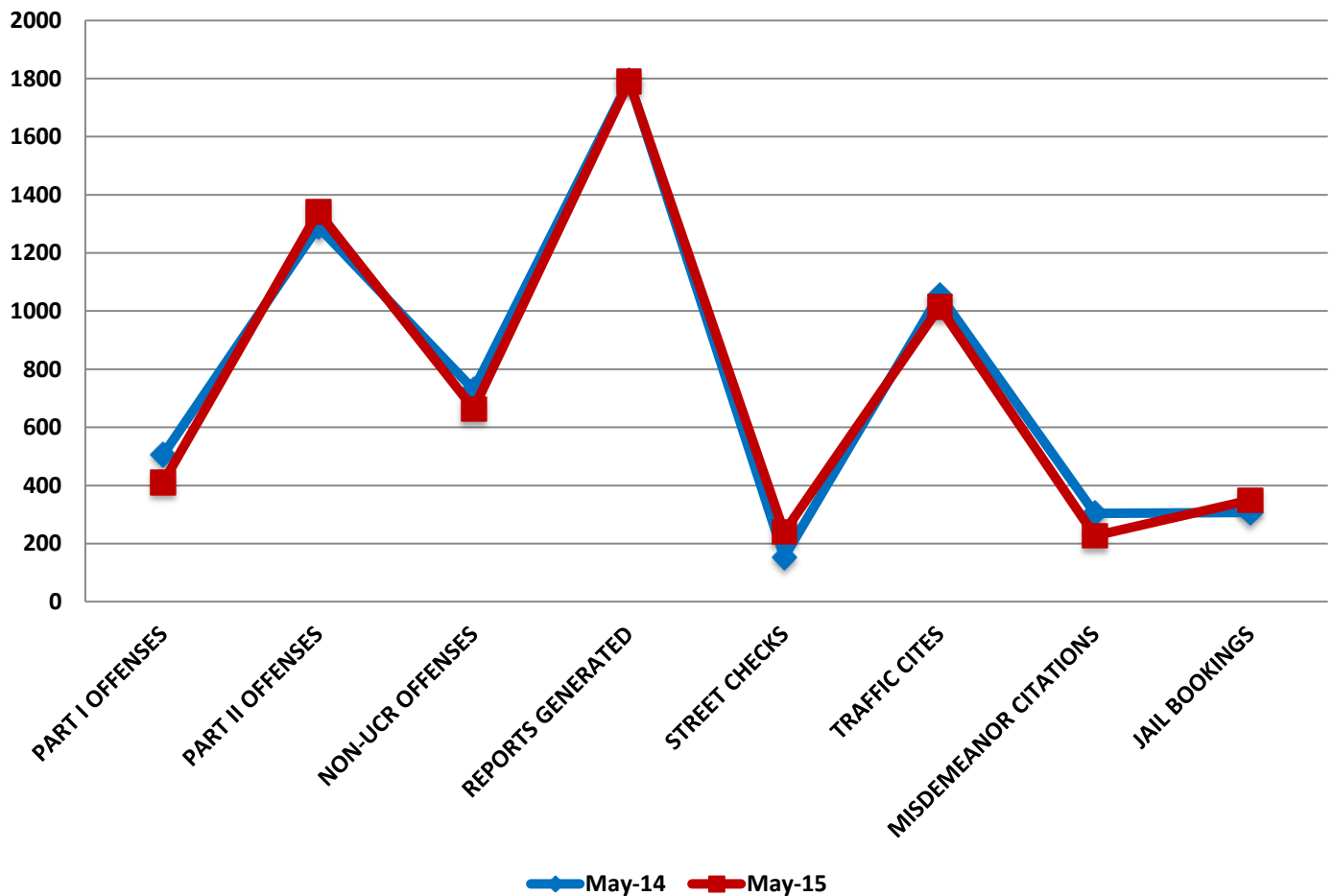
EVENT TOTALS

■ May-14 ■ May-15



Combined Offense/Event Trends

	May-14	May-15
PART I OFFENSES	506	411
PART II OFFENSES	1290	1341
NON-UCR OFFENSES	730	664
REPORTS GENERATED	1793	1790
STREET CHECKS	153	240
TRAFFIC CITES	1056	1014
MISDEMEANOR CITATIONS	304	227
JAIL BOOKINGS	307	349





CITY COUNCIL DISTRICT #4

MONTHLY OFFENSE SUMMARY

JUNE 2015

These figures represent preliminary counts of original Police Incident Reports and include all offenses within the above listed City Council District only. Full statistical analysis to determine the confidence level of this data has not been performed. The results contained herein are approximate in relation to the listed area and may not fully coincide with data shown in other areas of SLCPD's Crime Statistics page such as Calls for Service, Crimes Trending, and Crime Reports due to and reflective of departmental procedures that were in place at the time the event occurred and the date this data was compiled. Results displayed are not distinguished as attempted or completed crimes, do not include other calls for police service, and only represent police service where a report was made. Police Incident Reports are classified by primary offense categories as defined by the Uniform Crime Reporting (UCR) system. However, data is not subjected to any other standards set forth under UCR. Although every reasonable verification effort is made, the accuracy of any data is subject to the constraints of the report generation process as well as the manner, format, and point in time of any query.

PART I OFFENSES:	Chosen by the FBI as Part I Offenses because they are serious crimes that occur with regularity in all areas of the country and are likely to be reported to Police.
PART II OFFENSES:	All other crimes other than the eight Part I Offenses. The Uniform Crime Reporting Program gathers only arrest data for Part II Offenses, however, SLCPD results displayed in this document display all Part II Offenses, regardless of the presence of arrest data.
ALL OTHER OFFENSES:	Under the Part II Offense section, 'All Other Offenses' include Peeping Tom, Trespass, Kidnap/Abduction, Pornography, Extortion/Blackmail, Bribery, Warrants, Sexual Offenses, Obstruction, Public Peace, and Hit & Run.
NON-UCR OFFENSES:	Non-UCR Offenses include reports for all other offenses not classified as a Part I or Part II Offense. Results displayed separate some of these offenses such as Ambulance Calls, Deaths, Missing Persons, Suicides, Suspicious Activity, and Traffic Accidents.
ALL OTHER NON-UCR:	Under the Non-UCR category, 'All Other' include the remainder of offenses not classified as Part I or Part II and not separated from the Non-UCR Offenses. These include things such as Loud Parties, Barking Dogs, Mentally Ill Subjects, Citizen Assistance, etc.
LOW NUMBER OFFENSES:	On page two, in the interest of space and allowing for easier viewing, the category titled 'Low Number Offenses' include Part I and Part II Offenses from page one that have totals under the amount of 25.

DISTRICT 4
Monthly Offense Summary
June 2015

PART I OFFENSES		
Offense	Jun-14	Jun-15
Homicide	0	0
Sexual Assault	3	13
Robbery	12	21
Aggravated Assault	18	26
Burglary	28	25
Larceny/Theft	379	358
Motor Vehicle Theft	29	40
Arson	3	1
PART I TOTALS	472	484

NON-UCR OFFENSES		
Offense	Jun-14	Jun-15
Ambulance Calls	71	89
Deaths	8	10
Missing Persons	8	9
Suicides	2	0
Suspicious Activity	25	35
Traffic Accidents	108	156
All Other	461	456
NON-UCR TOTALS	683	755

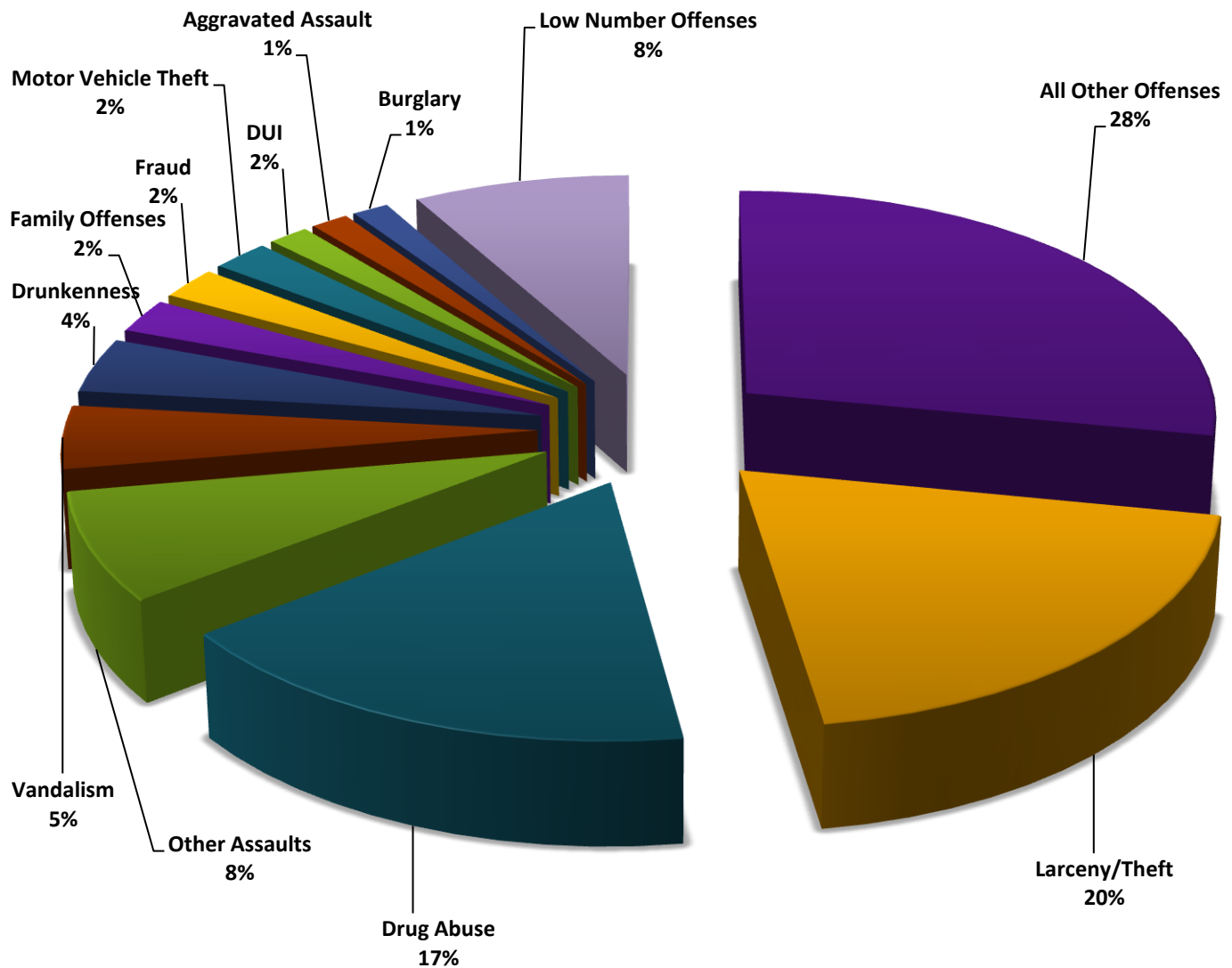
ALL OFFENSE TOTALS		
Offense Type	Jun-14	Jun-15
PART I OFFENSES	472	484
PART II OFFENSES	1227	1341
NON-UCR OFFENSES	683	755
TOTAL	2382	2580

PART II OFFENSES		
Offense	Jun-14	Jun-15
Other Assaults	125	141
Forgery/Counterfeiting	12	21
Fraud	47	41
Embezzlement	0	0
Stolen Property	11	12
Vandalism	81	82
Weapons	6	15
Prostitution	5	5
Sex Offenses	6	5
Drug Abuse	221	308
Gambling	0	0
Family Offenses	56	44
DUI	41	28
Liquor Laws	83	22
Drunkenness	84	71
Disorderly Conduct	37	24
All Other Offenses	409	512
Curfew/Loitering	1	2
Runaway	2	8
PART II TOTALS	1227	1341

OTHER EVENT TOTALS		
Event Type	Jun-14	Jun-15
Reports Generated	1711	1947
Street Checks	232	315
Traffic Citations	852	873
Misdemeanor Citations	273	210
Jail Bookings	294	360
TOTAL	3362	3705

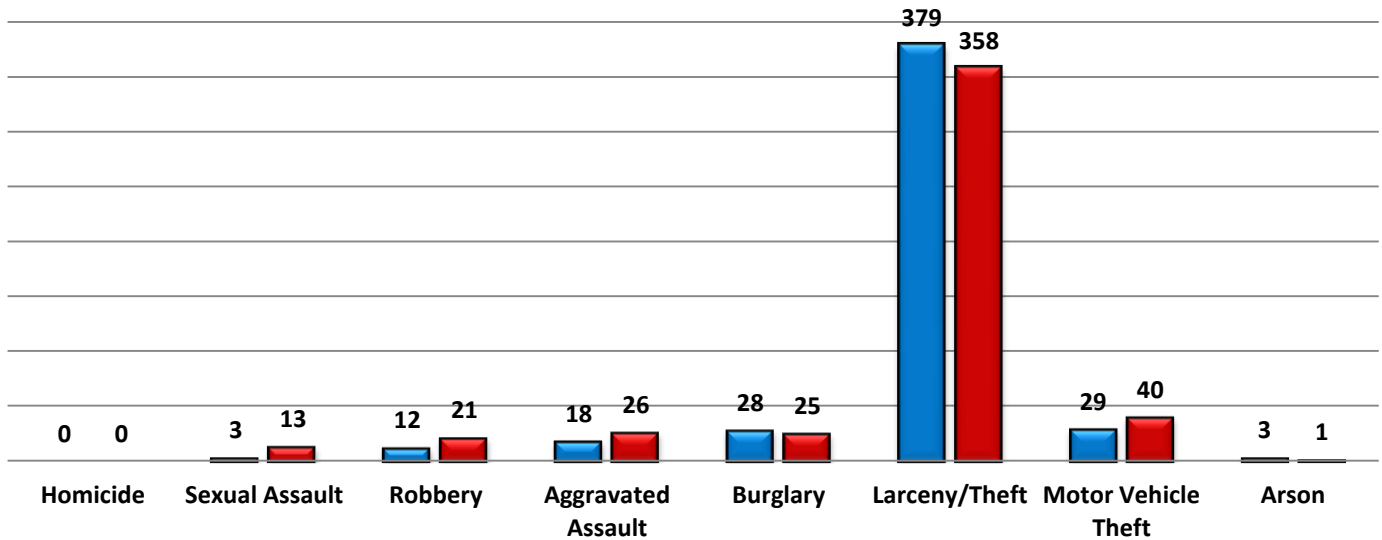


2015 – Part I & II Offense Percentages



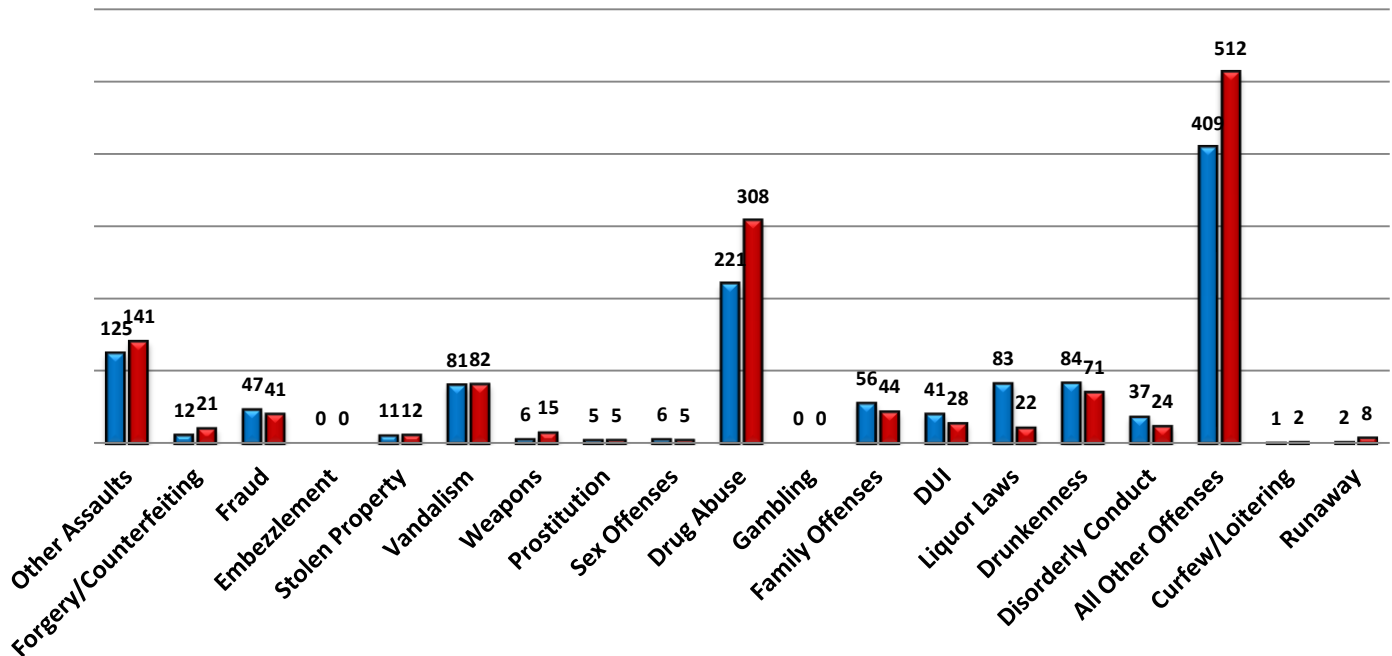
PART I OFFENSES

■ Jun-14 ■ Jun-15



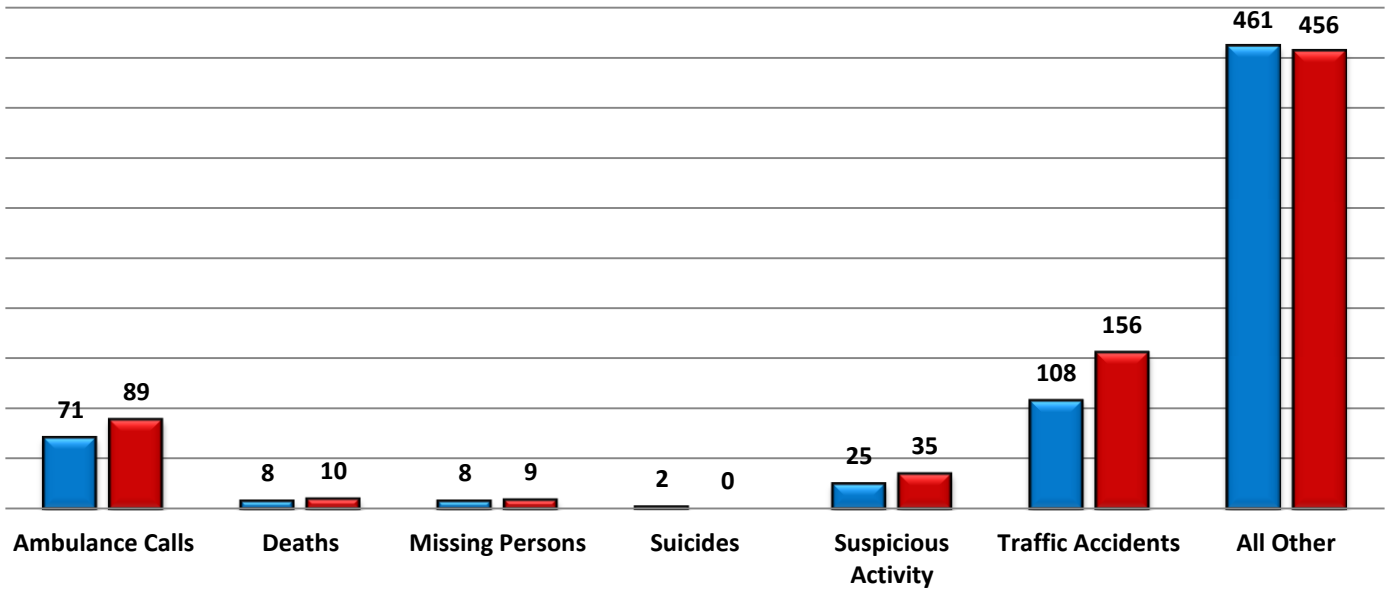
PART II OFFENSES

■ Jun-14 ■ Jun-15



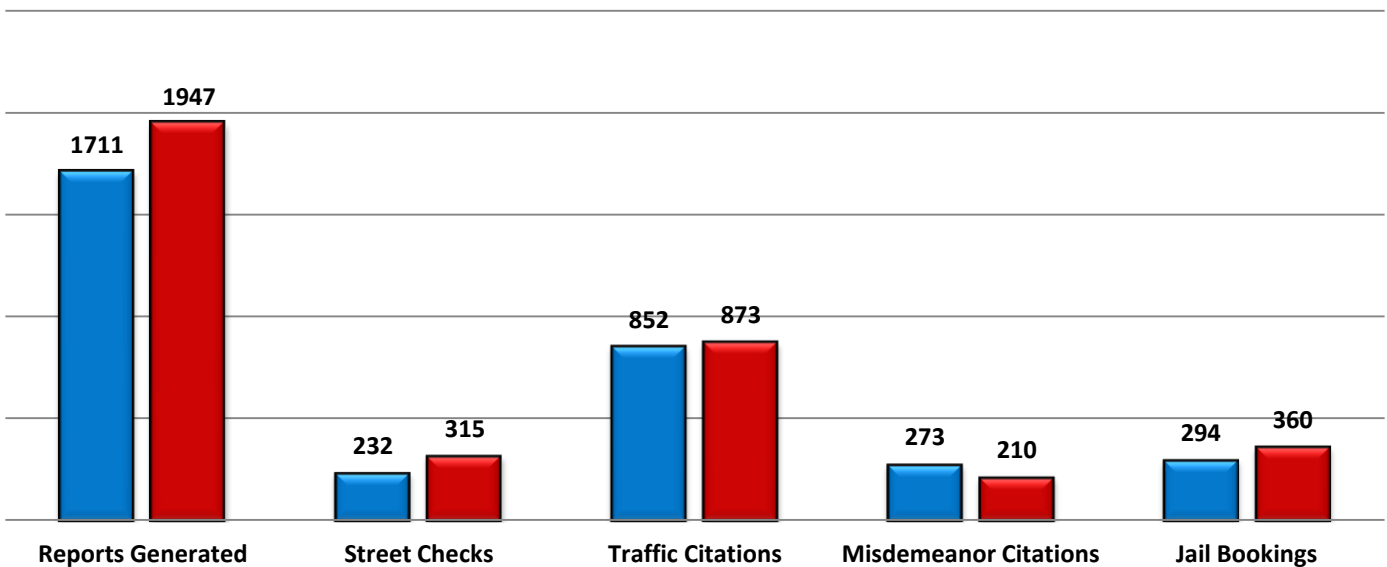
NON-UCR OFFENSES

■ Jun-14 ■ Jun-15



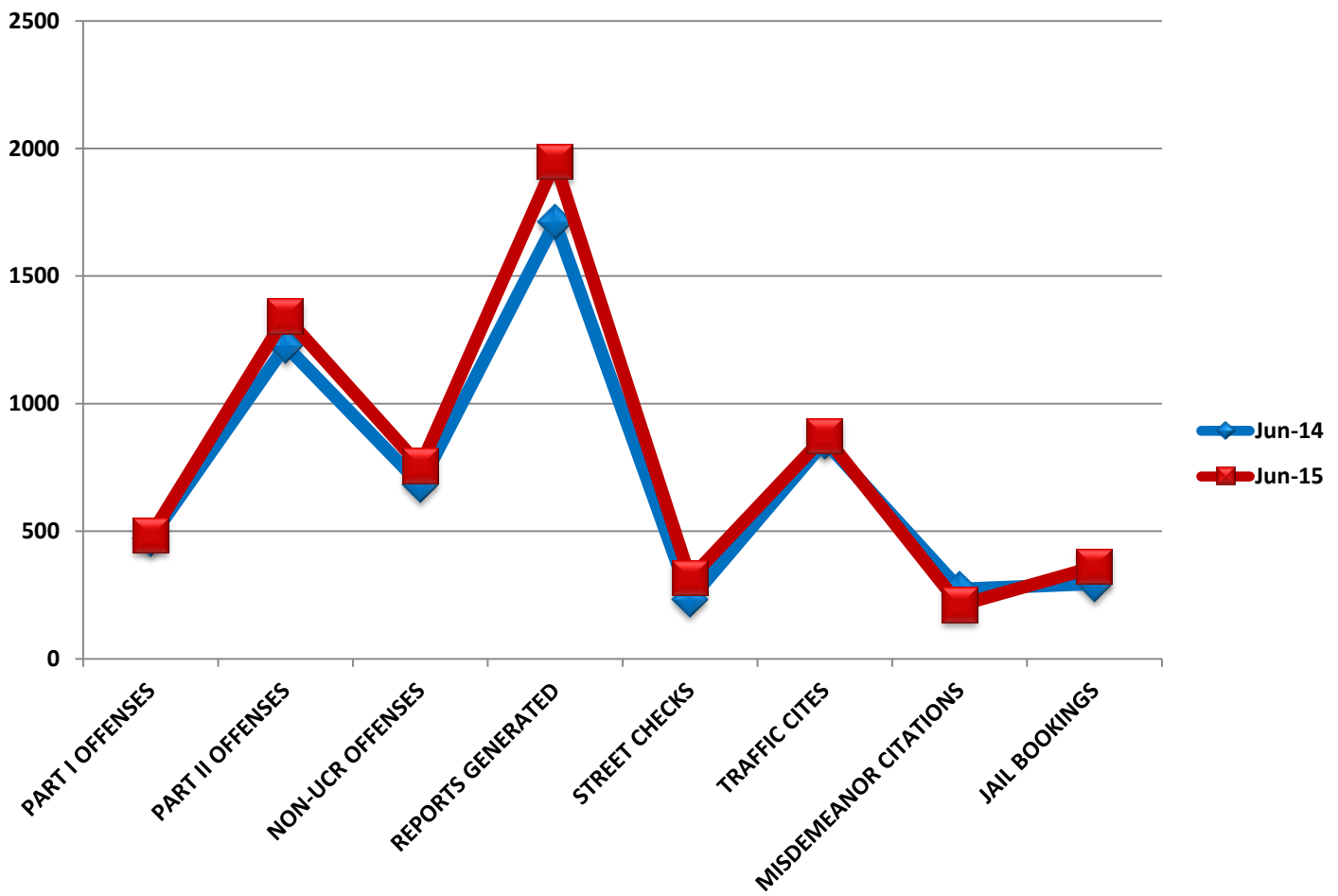
EVENT TOTALS

■ Jun-14 ■ Jun-15



Combined Offense/Event Trends

	Jun-14	Jun-15
PART I OFFENSES	472	484
PART II OFFENSES	1227	1341
NON-UCR OFFENSES	683	755
REPORTS GENERATED	1711	1947
STREET CHECKS	232	315
TRAFFIC CITATIONS	852	873
MISDEMEANOR CITATIONS	273	210
JAIL BOOKINGS	294	360





CITY COUNCIL DISTRICT #4

MONTHLY OFFENSE SUMMARY

JULY 2015

These figures represent preliminary counts of original Police Incident Reports and include all offenses within the above listed City Council District only. Full statistical analysis to determine the confidence level of this data has not been performed. The results contained herein are approximate in relation to the listed area and may not fully coincide with data shown in other areas of SLCPD's Crime Statistics page such as Calls for Service, Crimes Trending, and Crime Reports due to and reflective of departmental procedures that were in place at the time the event occurred and the date this data was compiled. Results displayed are not distinguished as attempted or completed crimes, do not include other calls for police service, and only represent police service where a report was made. Police Incident Reports are classified by primary offense categories as defined by the Uniform Crime Reporting (UCR) system. However, data is not subjected to any other standards set forth under UCR. Although every reasonable verification effort is made, the accuracy of any data is subject to the constraints of the report generation process as well as the manner, format, and point in time of any query.

PART I OFFENSES:	Chosen by the FBI as Part I Offenses because they are serious crimes that occur with regularity in all areas of the country and are likely to be reported to Police.
PART II OFFENSES:	All other crimes other than the eight Part I Offenses. The Uniform Crime Reporting Program gathers only arrest data for Part II Offenses, however, SLCPD results displayed in this document display all Part II Offenses, regardless of the presence of arrest data.
ALL OTHER OFFENSES:	Under the Part II Offense section, 'All Other Offenses' include Peeping Tom, Trespass, Kidnap/Abduction, Pornography, Extortion/Blackmail, Bribery, Warrants, Sexual Offenses, Obstruction, Public Peace, and Hit & Run.
NON-UCR OFFENSES:	Non-UCR Offenses include reports for all other offenses not classified as a Part I or Part II Offense. Results displayed separate some of these offenses such as Ambulance Calls, Deaths, Missing Persons, Suicides, Suspicious Activity, and Traffic Accidents.
ALL OTHER NON-UCR:	Under the Non-UCR category, 'All Other' include the remainder of offenses not classified as Part I or Part II and not separated from the Non-UCR Offenses. These include things such as Loud Parties, Barking Dogs, Mentally Ill Subjects, Citizen Assistance, etc.
LOW NUMBER OFFENSES:	On page two, in the interest of space and allowing for easier viewing, the category titled 'Low Number Offenses' include Part I and Part II Offenses from page one that have totals under the amount of 30.

DISTRICT 4
Monthly Offense Summary
July 2015

PART I OFFENSES		
Offense	Jul-14	Jul-15
Homicide	1	0
Sexual Assault	9	12
Robbery	16	29
Aggravated Assault	24	27
Burglary	27	50
Larceny/Theft	395	430
Motor Vehicle Theft	37	32
Arson	2	0
PART I TOTALS	511	580

NON-UCR OFFENSES		
Offense	Jul-14	Jul-15
Ambulance Calls	56	77
Deaths	6	7
Missing Persons	12	10
Suicides	0	2
Suspicious Activity	24	26
Traffic Accidents	131	133
All Other	513	452
NON-UCR TOTALS	742	707

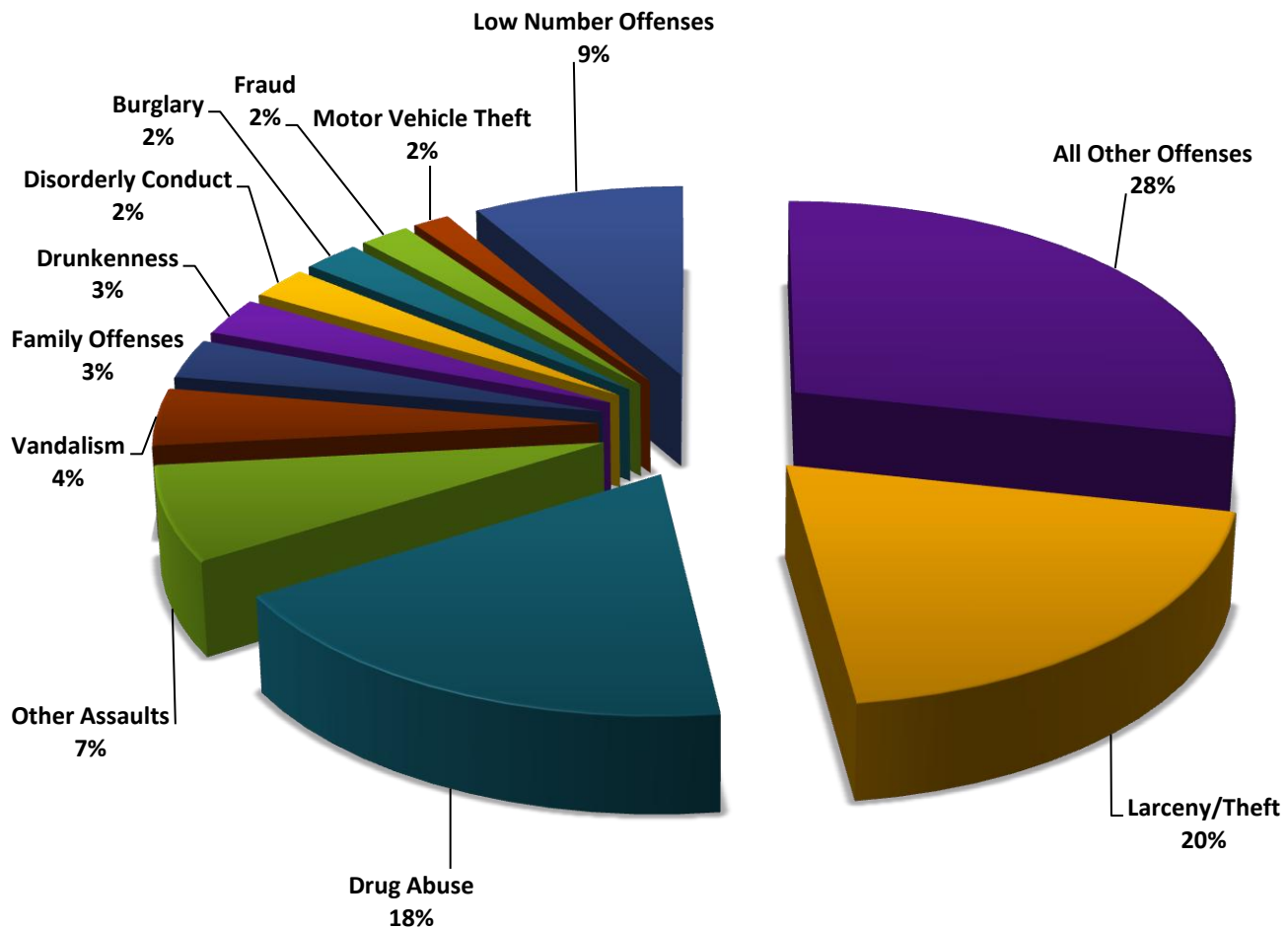
ALL OFFENSE TOTALS		
Offense Type	Jul-14	Jul-15
PART I OFFENSES	511	580
PART II OFFENSES	1964	1619
NON-UCR OFFENSES	742	707
TOTAL	3217	2906

PART II OFFENSES		
Offense	Jul-14	Jul-15
Other Assaults	156	158
Forgery/Counterfeiting	15	13
Fraud	53	44
Embezzlement	1	0
Stolen Property	19	14
Vandalism	97	95
Weapons	23	19
Prostitution	6	1
Sex Offenses	4	11
Drug Abuse	438	401
Gambling	0	0
Family Offenses	58	65
DUI	36	23
Liquor Laws	86	28
Drunkenness	85	62
Disorderly Conduct	65	52
All Other Offenses	812	624
Curfew/Loitering	4	0
Runaway	6	9
PART II TOTALS	1964	1619

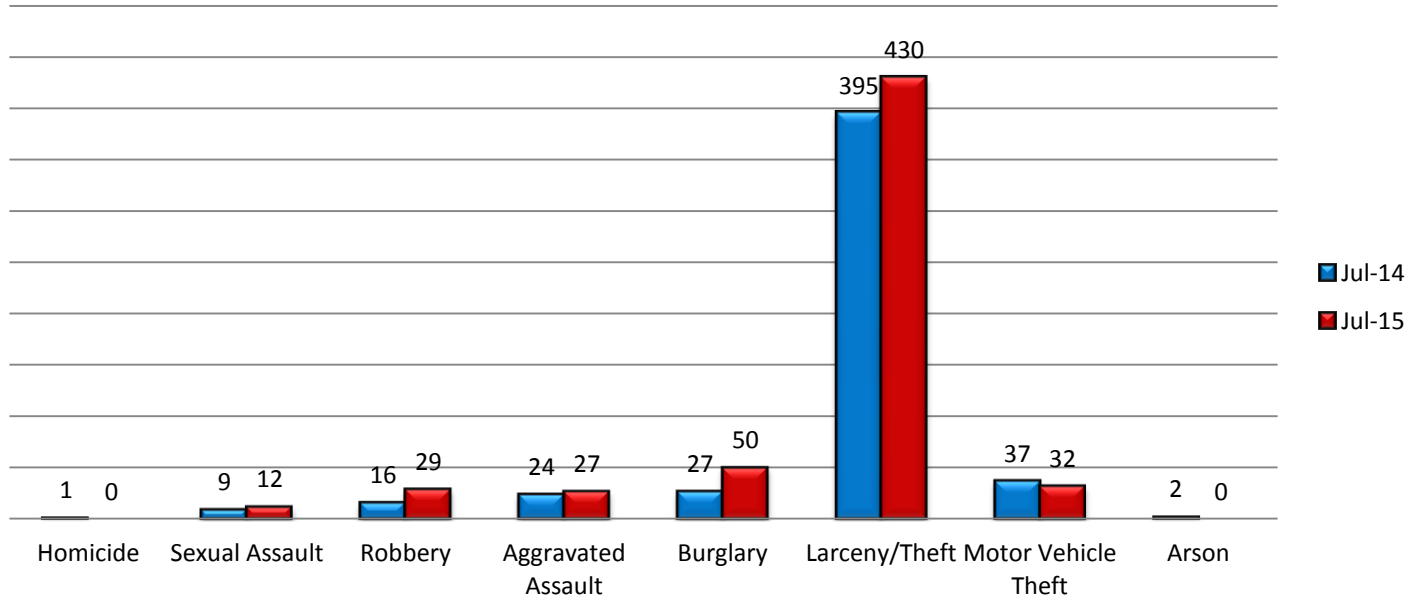
OTHER EVENT TOTALS		
Event Type	Jul-14	Jul-15
Reports Generated	2312	2128
Street Checks	292	350
Traffic Citations	651	883
Misdemeanor Citations	547	256
Jail Bookings	469	421
TOTAL	4271	4038



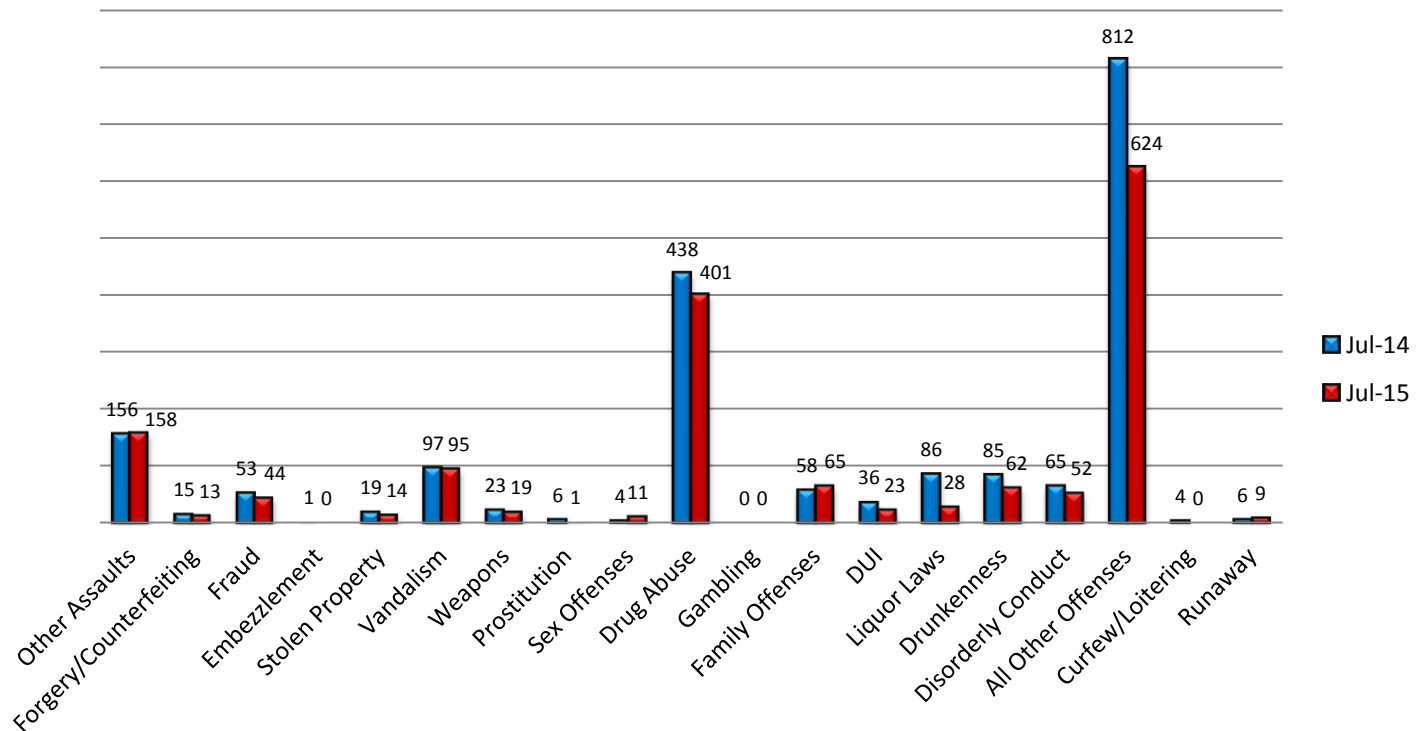
2015 – Part I & II Offense Percentages



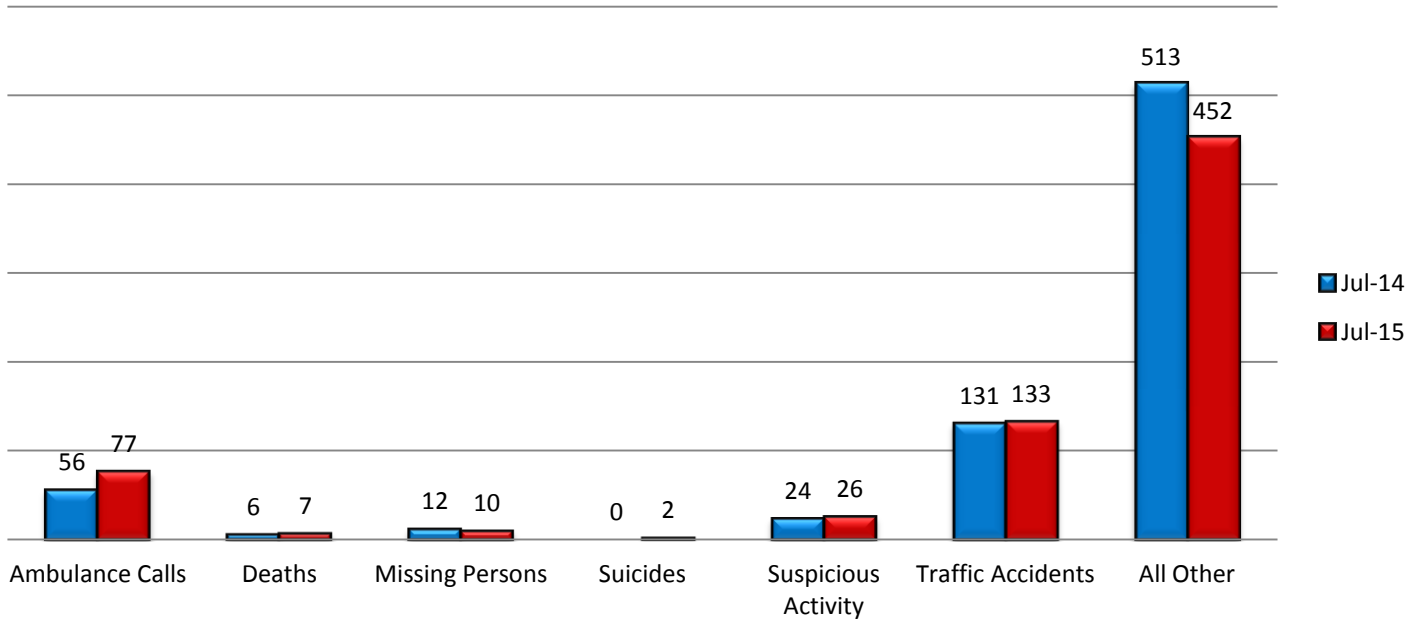
PART I OFFENSES



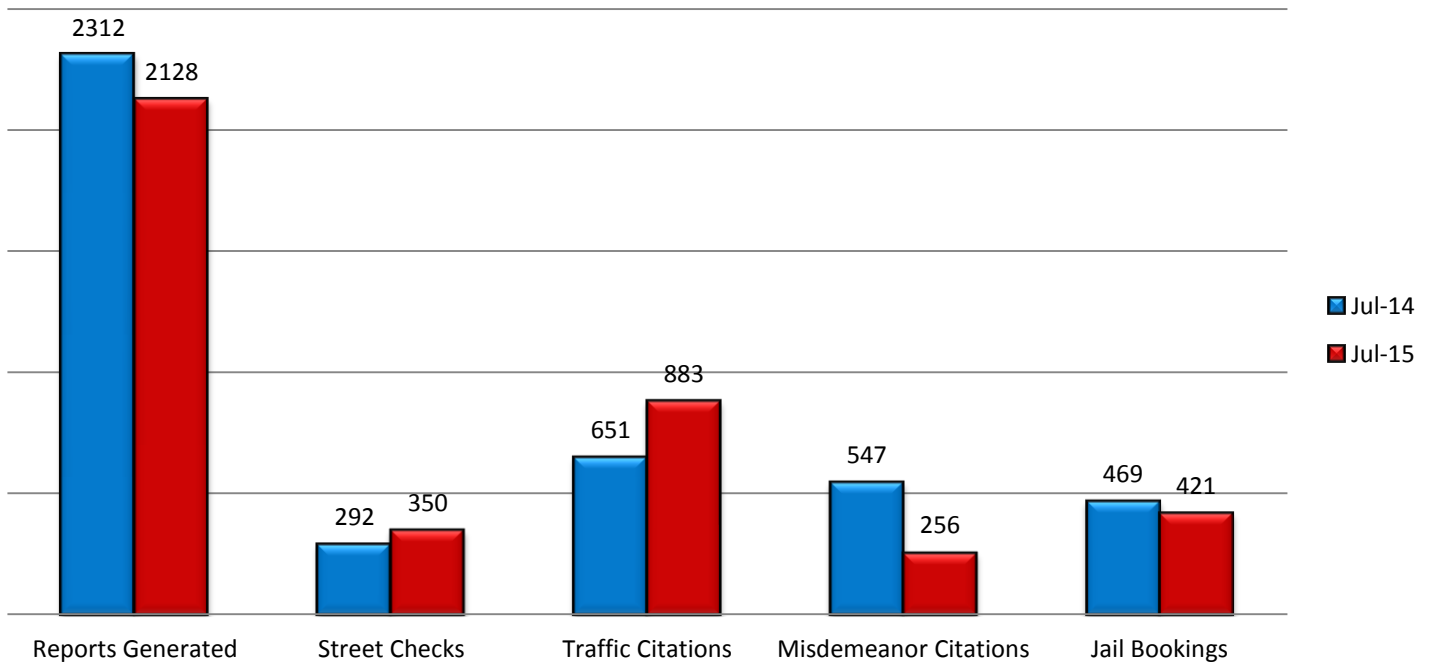
PART II OFFENSES



NON-UCR OFFENSES



OTHER EVENT TOTALS



Combined Offense/Event Trends

	Jul-14	Jul-15
PART I OFFENSES	511	580
PART II OFFENSES	1964	1619
NON-UCR OFFENSES	742	707
REPORTS GENERATED	2312	2128
STREET CHECKS	292	350
TRAFFIC CITES	651	883
MISDEMEANOR CITATIONS	547	256
JAIL BOOKINGS	469	421





CITY COUNCIL DISTRICT #4

MONTHLY OFFENSE SUMMARY

AUGUST 2015

These figures represent preliminary counts of original Police Incident Reports and include all offenses within the above listed City Council District only. Full statistical analysis to determine the confidence level of this data has not been performed. The results contained herein are approximate in relation to the listed area and may not fully coincide with data shown in other areas of SLCPD's Crime Statistics page such as Calls for Service, Crimes Trending, and Crime Reports due to and reflective of departmental procedures that were in place at the time the event occurred and the date this data was compiled. Results displayed are not distinguished as attempted or completed crimes, do not include other calls for police service, and only represent police service where a report was made. Police Incident Reports are classified by primary offense categories as defined by the Uniform Crime Reporting (UCR) system. However, data is not subjected to any other standards set forth under UCR. Although every reasonable verification effort is made, the accuracy of any data is subject to the constraints of the report generation process as well as the manner, format, and point in time of any query.

PART I OFFENSES:	Chosen by the FBI as Part I Offenses because they are serious crimes that occur with regularity in all areas of the country and are likely to be reported to Police.
PART II OFFENSES:	All other crimes other than the eight Part I Offenses. The Uniform Crime Reporting Program gathers only arrest data for Part II Offenses, however, SLCPD results displayed in this document display all Part II Offenses, regardless of the presence of arrest data.
ALL OTHER OFFENSES:	Under the Part II Offense section, 'All Other Offenses' include Peeping Tom, Trespass, Kidnap/Abduction, Pornography, Extortion/Blackmail, Bribery, Warrants, Sexual Offenses, Obstruction, Public Peace, and Hit & Run.
NON-UCR OFFENSES:	Non-UCR Offenses include reports for all other offenses not classified as a Part I or Part II Offense. Results displayed separate some of these offenses such as Ambulance Calls, Deaths, Missing Persons, Suicides, Suspicious Activity, and Traffic Accidents.
ALL OTHER NON-UCR:	Under the Non-UCR category, 'All Other' include the remainder of offenses not classified as Part I or Part II and not separated from the Non-UCR Offenses. These include things such as Loud Parties, Barking Dogs, Mentally Ill Subjects, Citizen Assistance, etc.
LOW NUMBER OFFENSES:	On page two, in the interest of space and allowing for easier viewing, the category titled 'Low Number Offenses' include Part I and Part II Offenses from page one that have totals under the amount of 40.

DISTRICT 4
Monthly Offense Summary
August 2015

PART I OFFENSES		
Offense	Aug-14	Aug-15
Homicide	0	0
Sexual Assault	6	9
Robbery	18	26
Aggravated Assault	25	24
Burglary	33	28
Larceny/Theft	424	374
Motor Vehicle Theft	27	50
Arson	2	1
PART I TOTALS	535	512

NON-UCR OFFENSES		
Offense	Aug-14	Aug-15
Ambulance Calls	59	74
Deaths	5	8
Missing Persons	19	16
Suicides	0	3
Suspicious Activity	28	27
Traffic Accidents	131	151
All Other	569	461
NON-UCR TOTALS	811	740

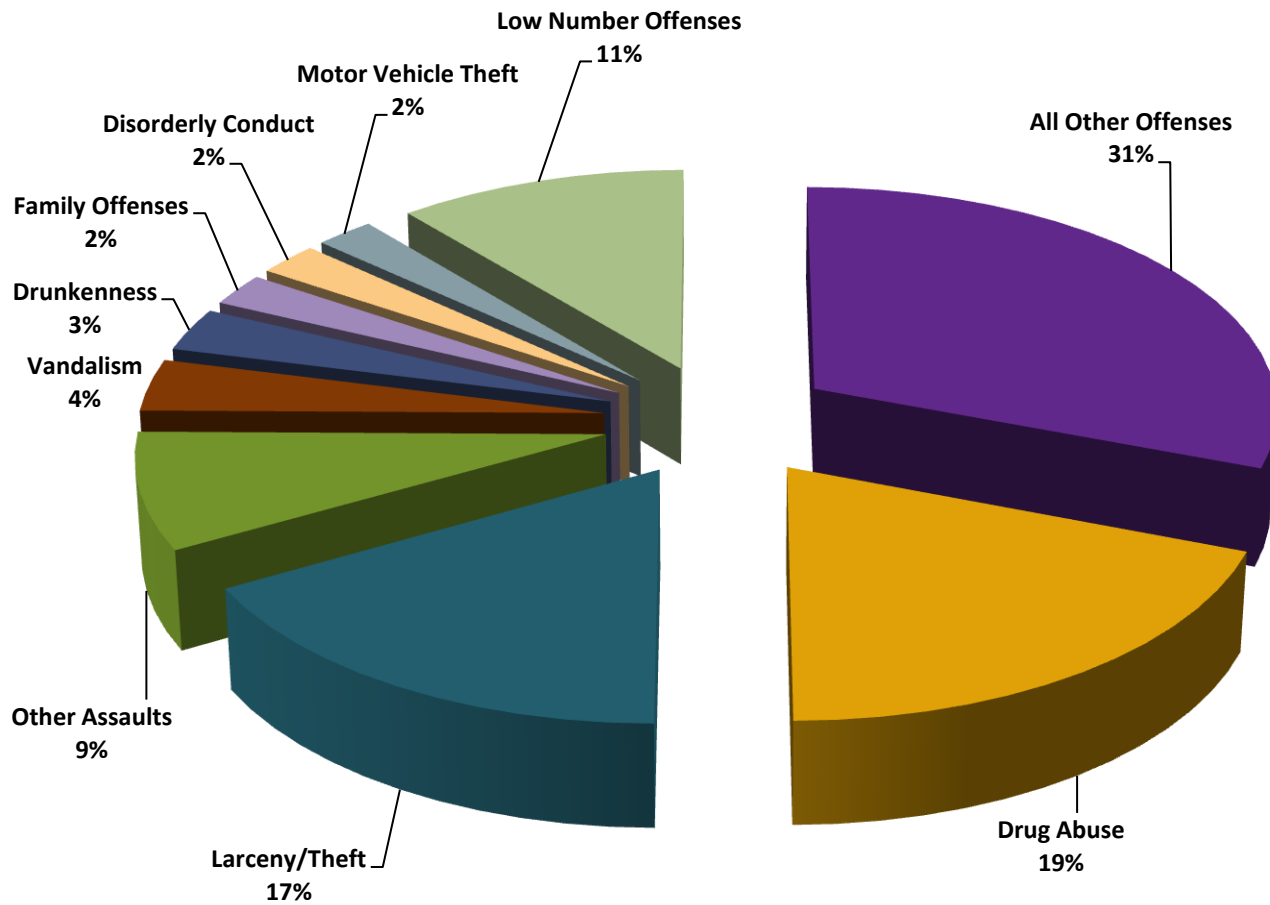
ALL OFFENSE TOTALS		
Offense Type	Aug-14	Aug-15
PART I OFFENSES	535	512
PART II OFFENSES	1870	1712
NON-UCR OFFENSES	811	740
TOTAL	3216	2964

PART II OFFENSES		
Offense	Aug-14	Aug-15
Other Assaults	134	186
Forgery/Counterfeiting	17	16
Fraud	49	34
Embezzlement	1	0
Stolen Property	11	9
Vandalism	98	83
Weapons	15	15
Prostitution	7	2
Sex Offenses	6	5
Drug Abuse	430	428
Gambling	0	0
Family Offenses	51	52
DUI	52	29
Liquor Laws	96	39
Drunkenness	93	69
Disorderly Conduct	55	52
All Other Offenses	747	684
Curfew/Loitering	1	0
Runaway	7	9
PART II TOTALS	1870	1712

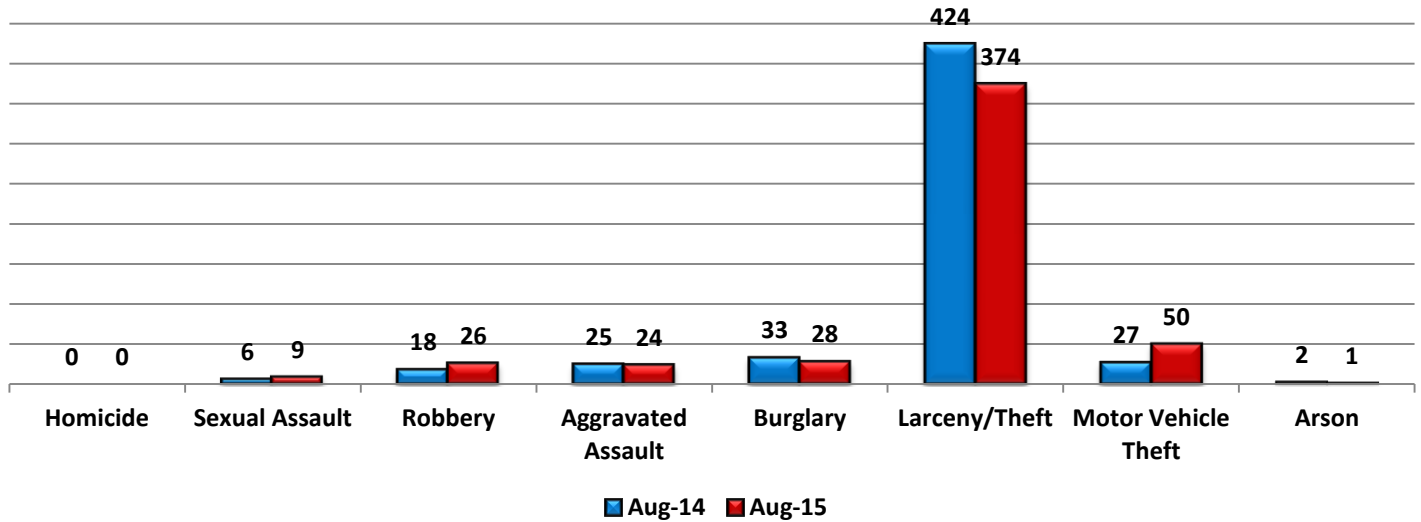
OTHER EVENT TOTALS		
Event Type	Aug-14	Aug-15
Reports Generated	2306	2186
Street Checks	229	343
Traffic Citations	924	665
Misdemeanor Citations	493	259
Jail Bookings	407	465
TOTAL	4359	3918



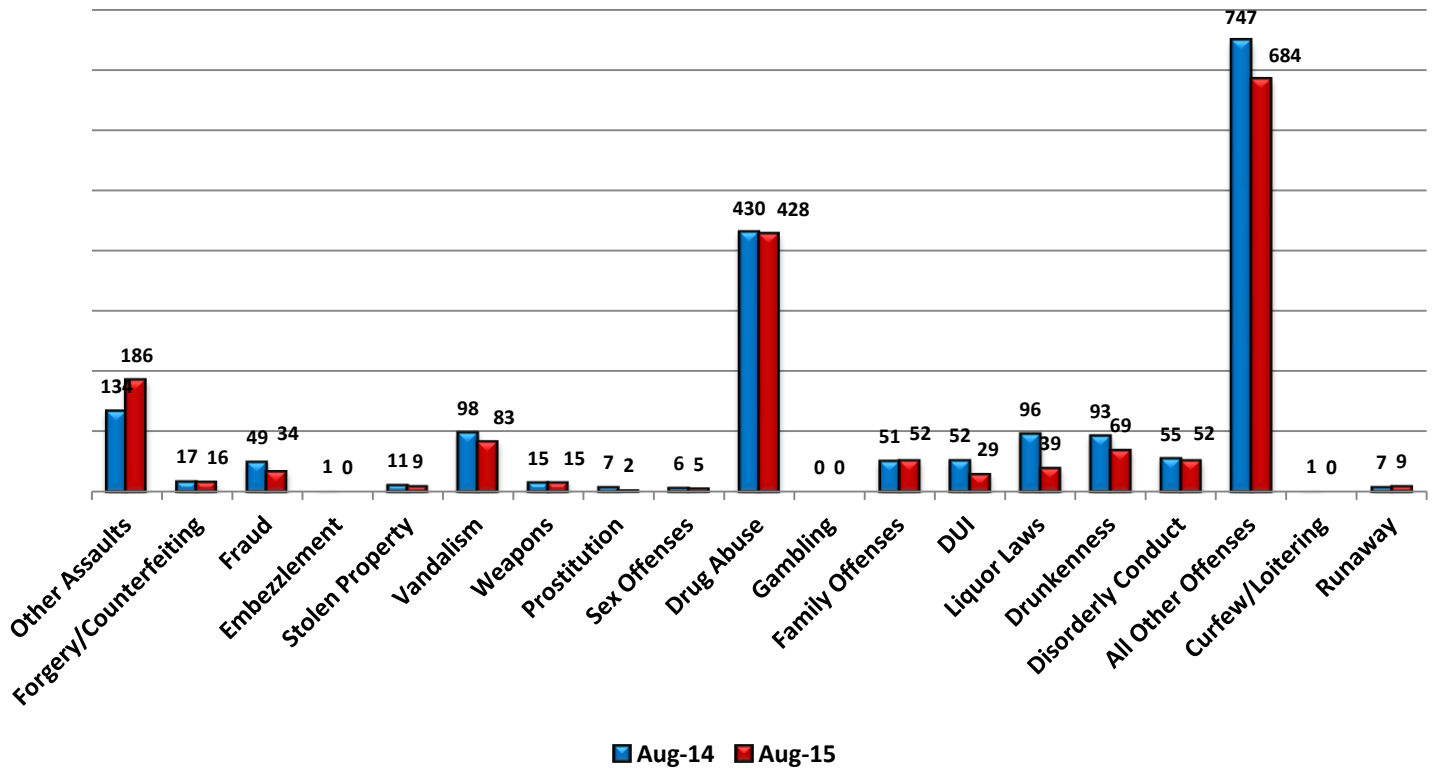
2015 – Part I & II Offense Percentages



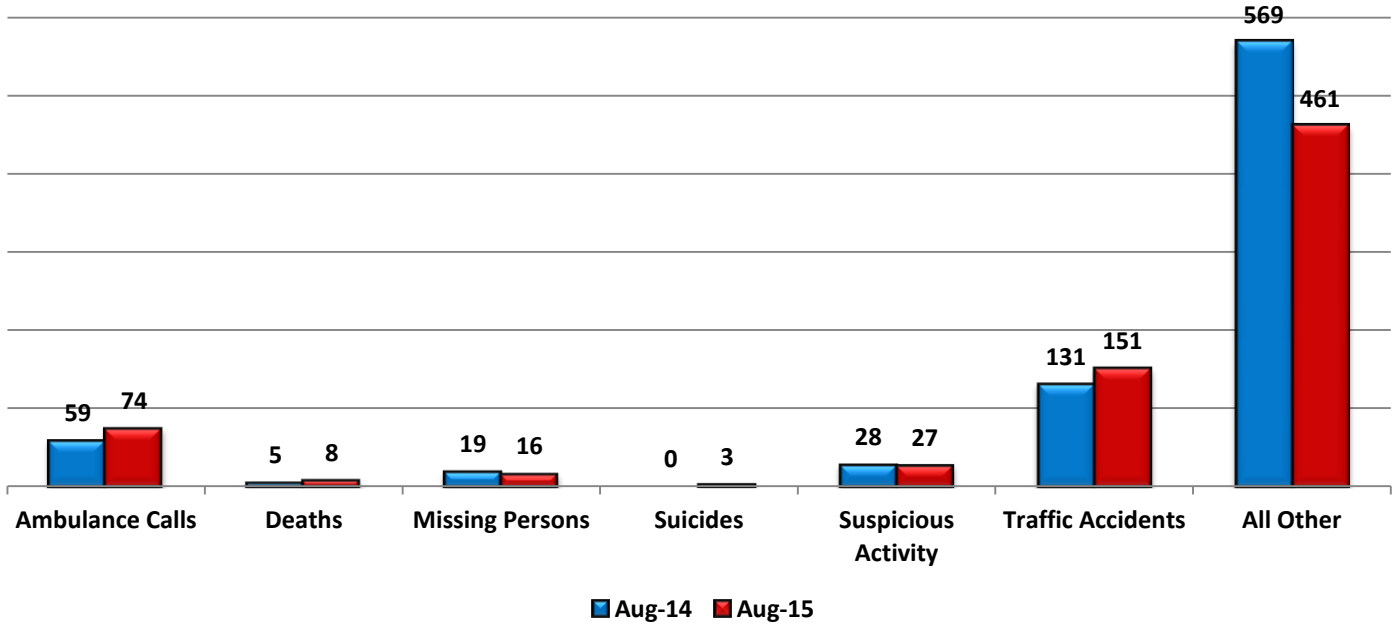
PART I OFFENSES



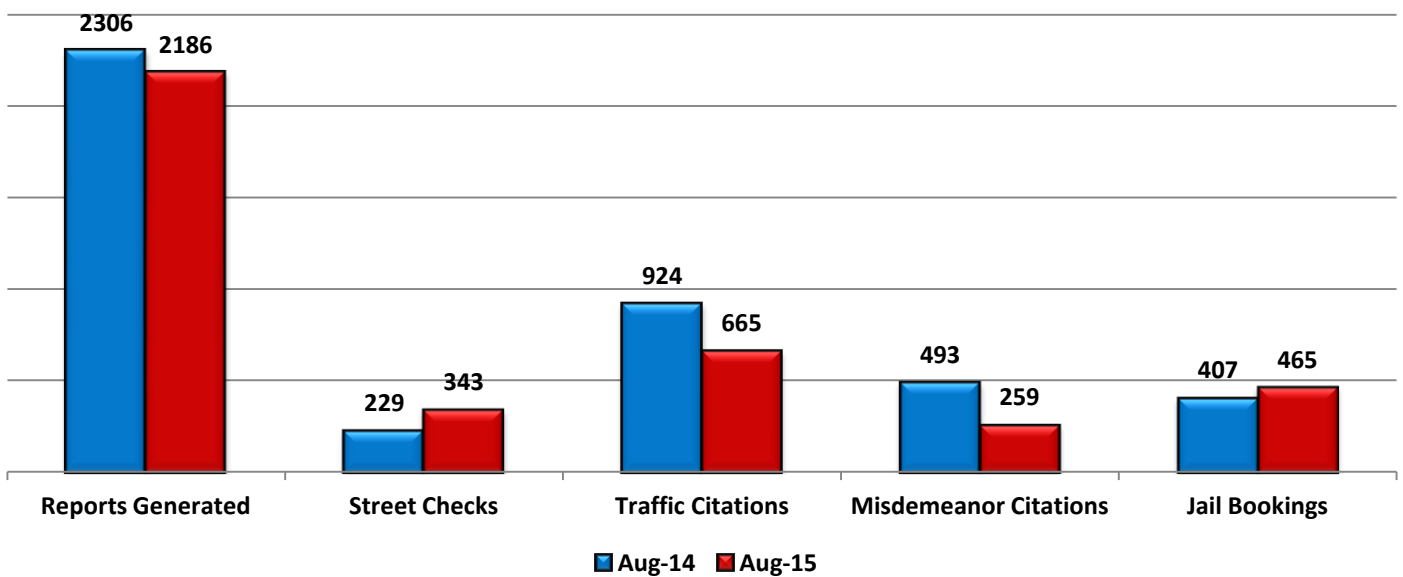
PART II OFFENSES



NON-UCR OFFENSES

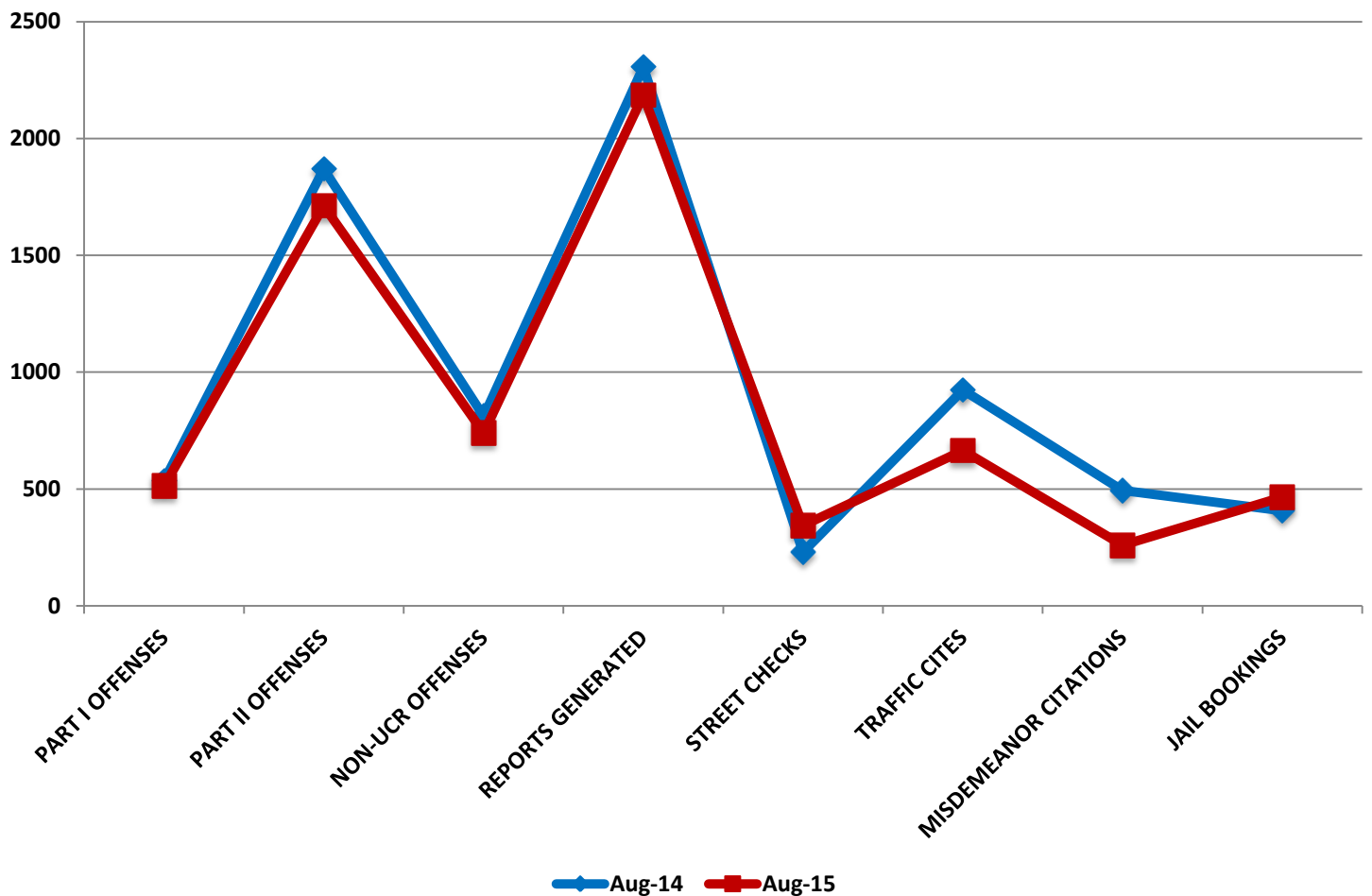


OTHER EVENT TOTALS



Combined Offense/Event Trends

	Aug-14	Aug-15
PART I OFFENSES	535	512
PART II OFFENSES	1870	1712
NON-UCR OFFENSES	811	740
REPORTS GENERATED	2306	2186
STREET CHECKS	229	343
TRAFFIC CITATIONS	924	665
MISDEMEANOR CITATIONS	493	259
JAIL BOOKINGS	407	465





CITY COUNCIL DISTRICT #4

MONTHLY OFFENSE SUMMARY

SEPTEMBER 2015

These figures represent preliminary counts of original Police Incident Reports and include all offenses within the above listed City Council District only. Full statistical analysis to determine the confidence level of this data has not been performed. The results contained herein are approximate in relation to the listed area and may not fully coincide with data shown in other areas of SLCPD's Crime Statistics page such as Calls for Service, Crimes Trending, and Crime Reports due to and reflective of departmental procedures that were in place at the time the event occurred and the date this data was compiled. Results displayed are not distinguished as attempted or completed crimes, do not include other calls for police service, and only represent police service where a report was made. Police Incident Reports are classified by primary offense categories as defined by the Uniform Crime Reporting (UCR) system. However, data is not subjected to any other standards set forth under UCR. Although every reasonable verification effort is made, the accuracy of any data is subject to the constraints of the report generation process as well as the manner, format, and point in time of any query.

PART I OFFENSES:	Chosen by the FBI as Part I Offenses because they are serious crimes that occur with regularity in all areas of the country and are likely to be reported to Police.
PART II OFFENSES:	All other crimes other than the eight Part I Offenses. The Uniform Crime Reporting Program gathers only arrest data for Part II Offenses, however, SLCPD results displayed in this document display all Part II Offenses, regardless of the presence of arrest data.
ALL OTHER OFFENSES:	Under the Part II Offense section, 'All Other Offenses' include Peeping Tom, Trespass, Kidnap/Abduction, Pornography, Extortion/Blackmail, Bribery, Warrants, Sexual Offenses, Obstruction, Public Peace, and Hit & Run.
NON-UCR OFFENSES:	Non-UCR Offenses include reports for all other offenses not classified as a Part I or Part II Offense. Results displayed separate some of these offenses such as Ambulance Calls, Deaths, Missing Persons, Suicides, Suspicious Activity, and Traffic Accidents.
ALL OTHER NON-UCR:	Under the Non-UCR category, 'All Other' include the remainder of offenses not classified as Part I or Part II and not separated from the Non-UCR Offenses. These include things such as Loud Parties, Barking Dogs, Mentally Ill Subjects, Citizen Assistance, etc.
LOW NUMBER OFFENSES:	On page two, in the interest of space and allowing for easier viewing, the category titled 'Low Number Offenses' include Part I and Part II Offenses from page one that have totals under the amount of 45.

DISTRICT 4
Monthly Offense Summary
September 2015

PART I OFFENSES		
Offense	Sep-14	Sep-15
Homicide	1	1
Sexual Assault	7	7
Robbery	24	10
Aggravated Assault	23	26
Burglary	42	30
Larceny/Theft	339	347
Motor Vehicle Theft	31	47
Arson	1	2
PART I TOTALS	468	470

NON-UCR OFFENSES		
Offense	Sep-14	Sep-15
Ambulance Calls	54	46
Deaths	8	6
Missing Persons	15	14
Suicides	2	3
Suspicious Activity	37	27
Traffic Accidents	149	151
All Other	435	383
NON-UCR TOTALS	700	630

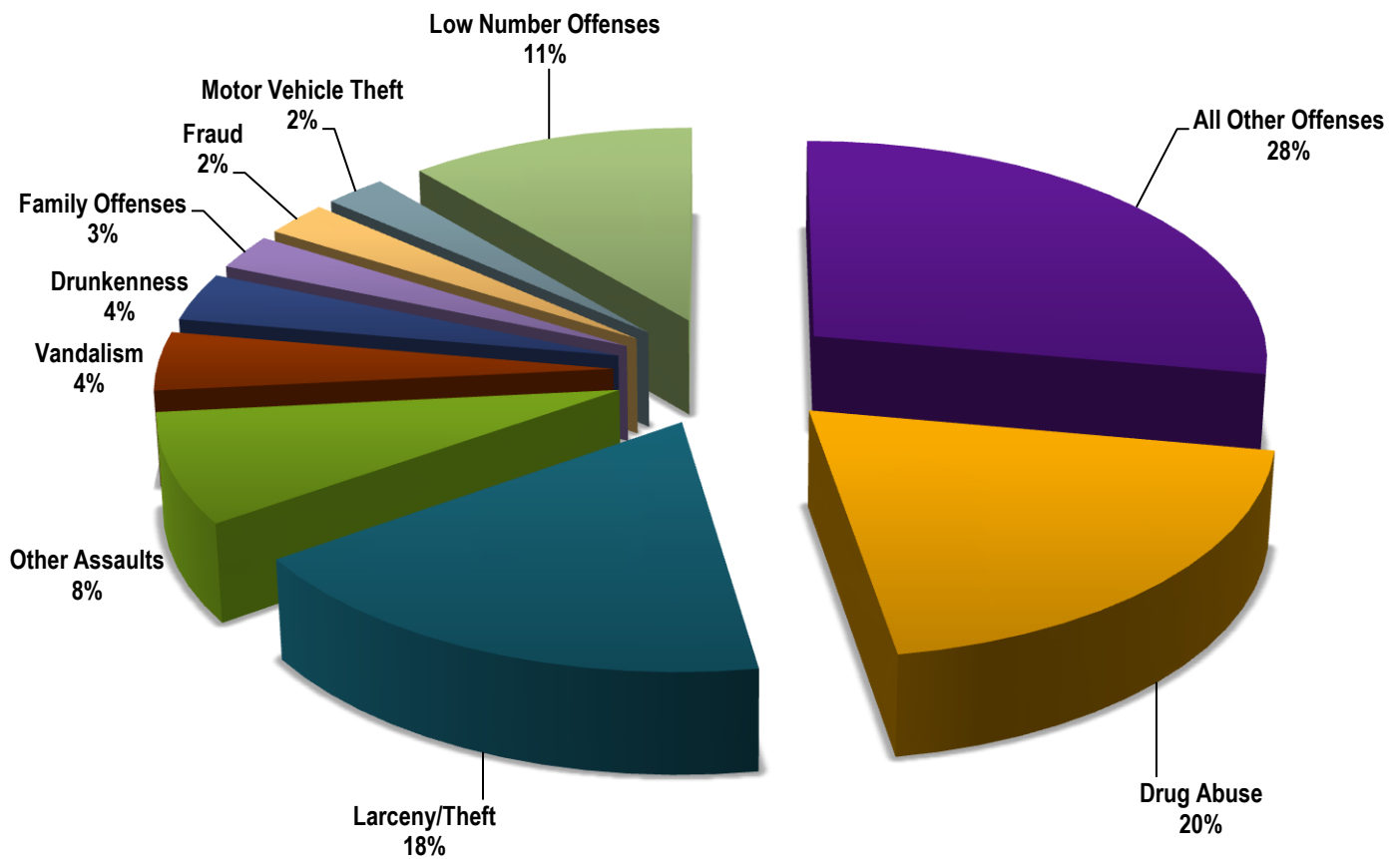
ALL OFFENSE TOTALS		
Offense Type	Sep-14	Sep-15
PART I OFFENSES	468	470
PART II OFFENSES	1543	1475
NON-UCR OFFENSES	700	630
TOTAL	2711	2575

PART II OFFENSES		
Offense	Sep-14	Sep-15
Other Assaults	128	158
Forgery/Counterfeiting	16	13
Fraud	35	49
Embezzlement	0	0
Stolen Property	7	12
Vandalism	78	84
Weapons	21	9
Prostitution	10	6
Sex Offenses	2	7
Drug Abuse	370	382
Gambling	0	0
Family Offenses	40	50
DUI	25	22
Liquor Laws	55	32
Drunkenness	74	69
Disorderly Conduct	64	34
All Other Offenses	607	541
Curfew/Loitering	1	1
Runaway	10	6
PART II TOTALS	1543	1475

OTHER EVENT TOTALS		
Event Type	Sep-14	Sep-15
Reports Generated	1965	1935
Street Checks	192	310
Traffic Citations	839	892
Misdemeanor Citations	343	222
Jail Bookings	363	408
TOTAL	3702	3767

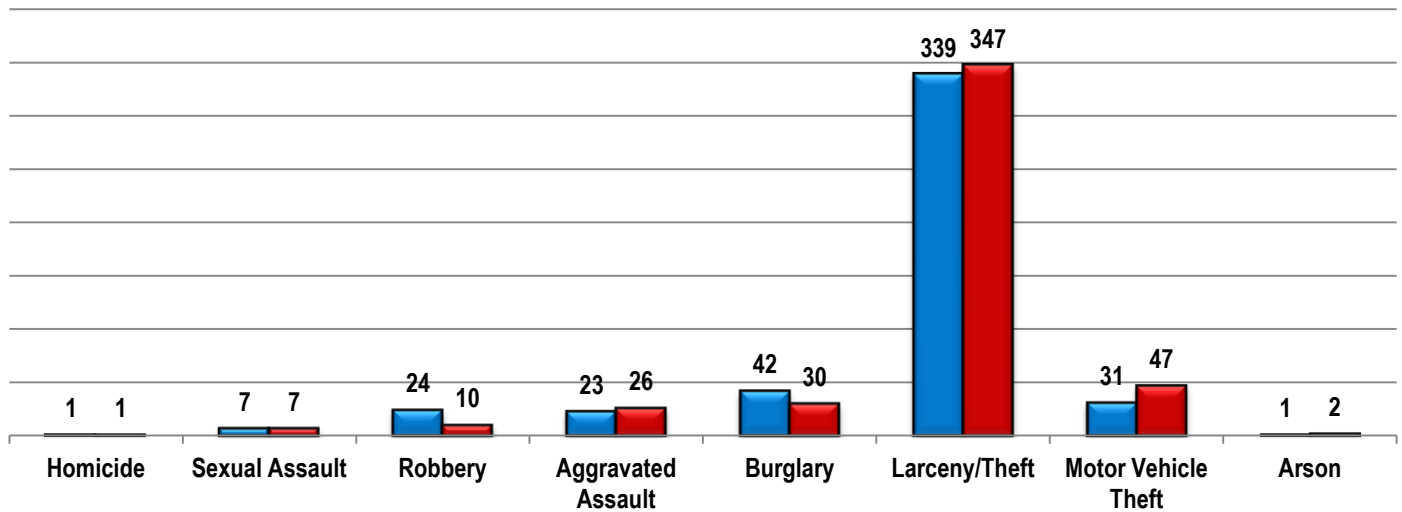


2015 - PART I & II OFFENSE PERCENTAGES



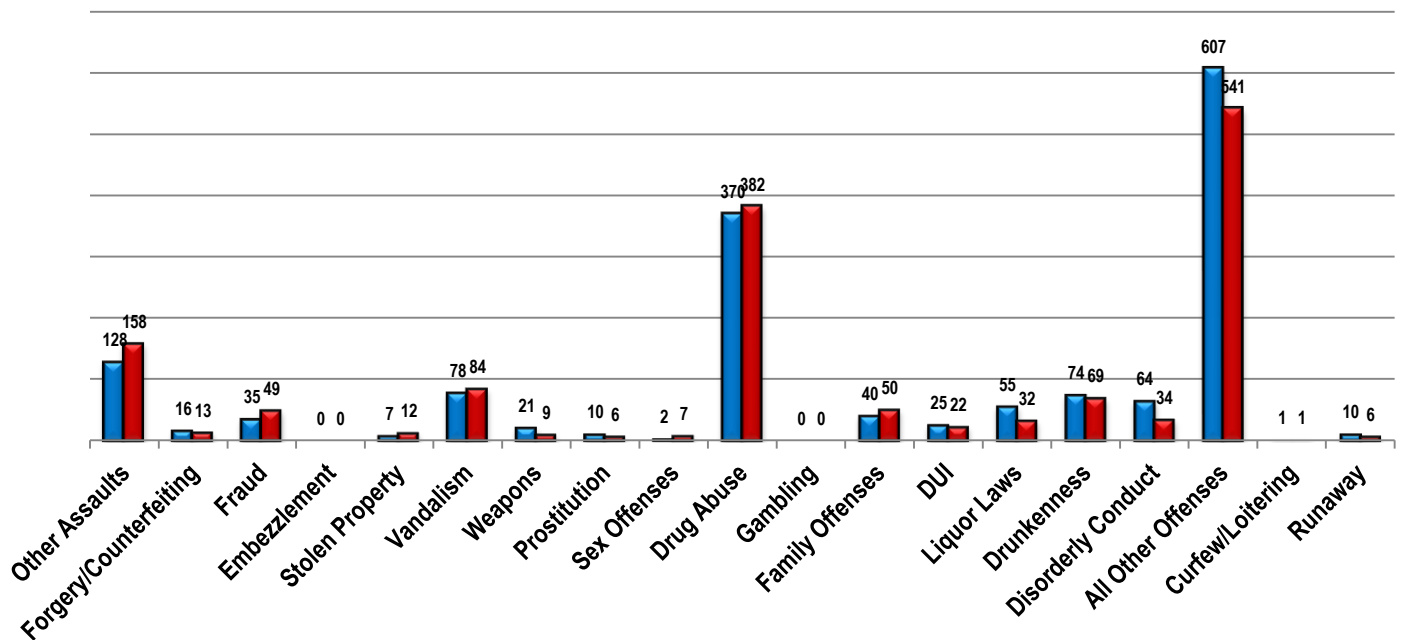
PART I OFFENSES

■ Sep-14 ■ Sep-15



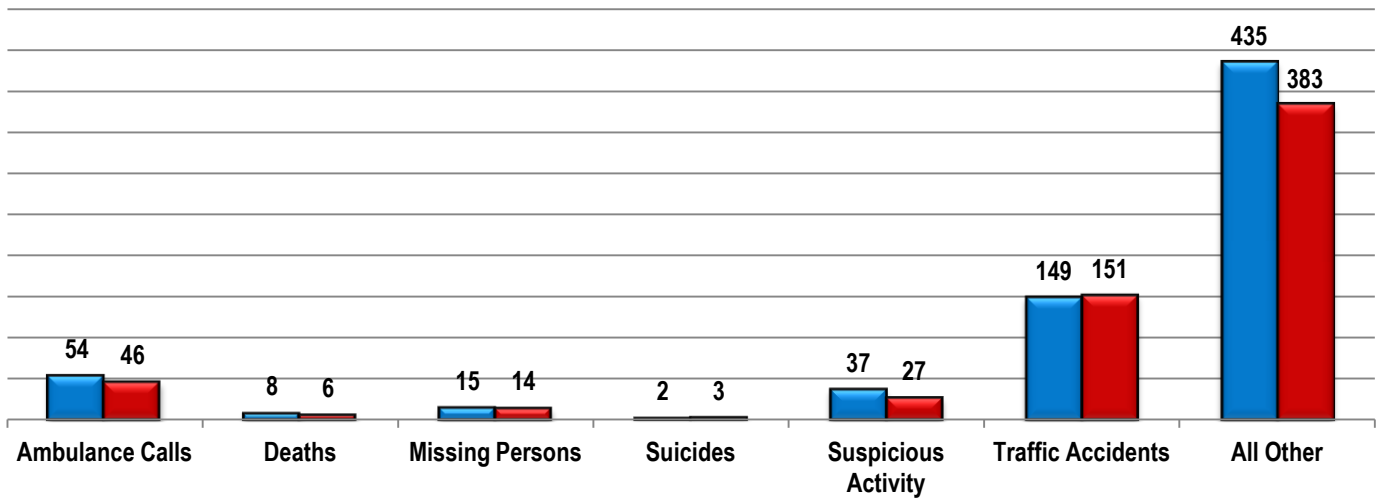
PART II OFFENSES

■ Sep-14 ■ Sep-15



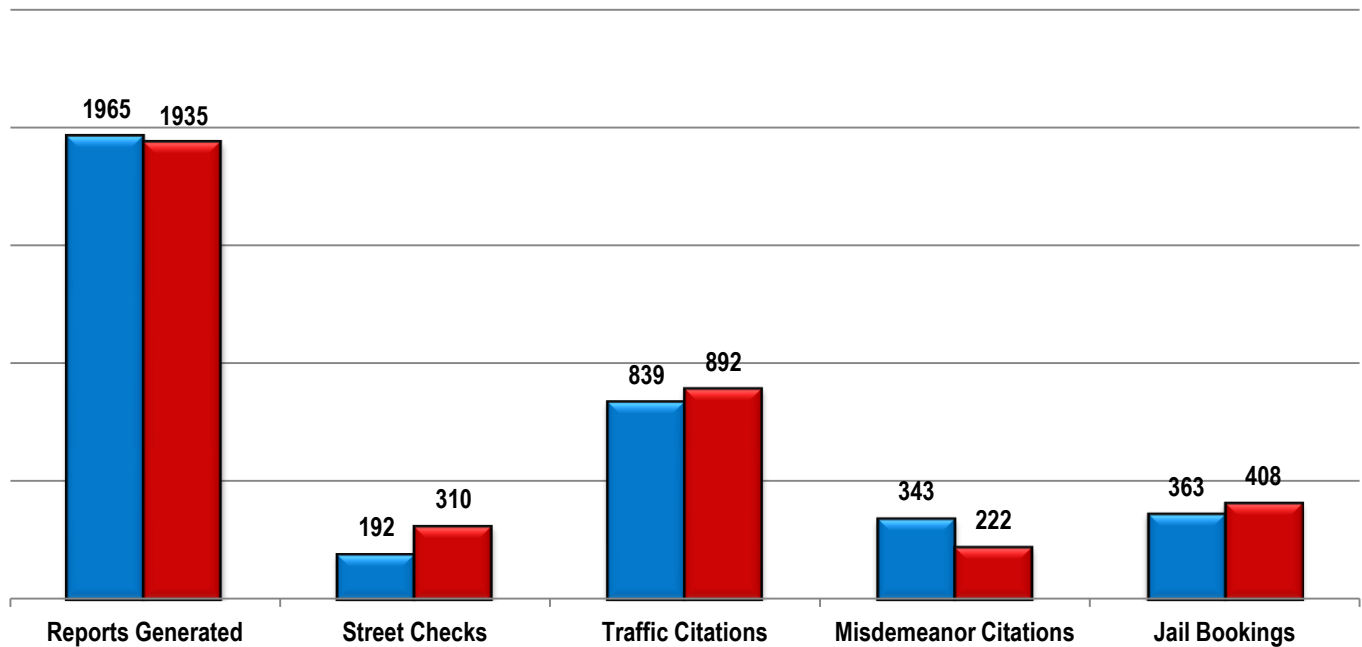
NON-UCR OFFENSES

■ Sep-14 ■ Sep-15



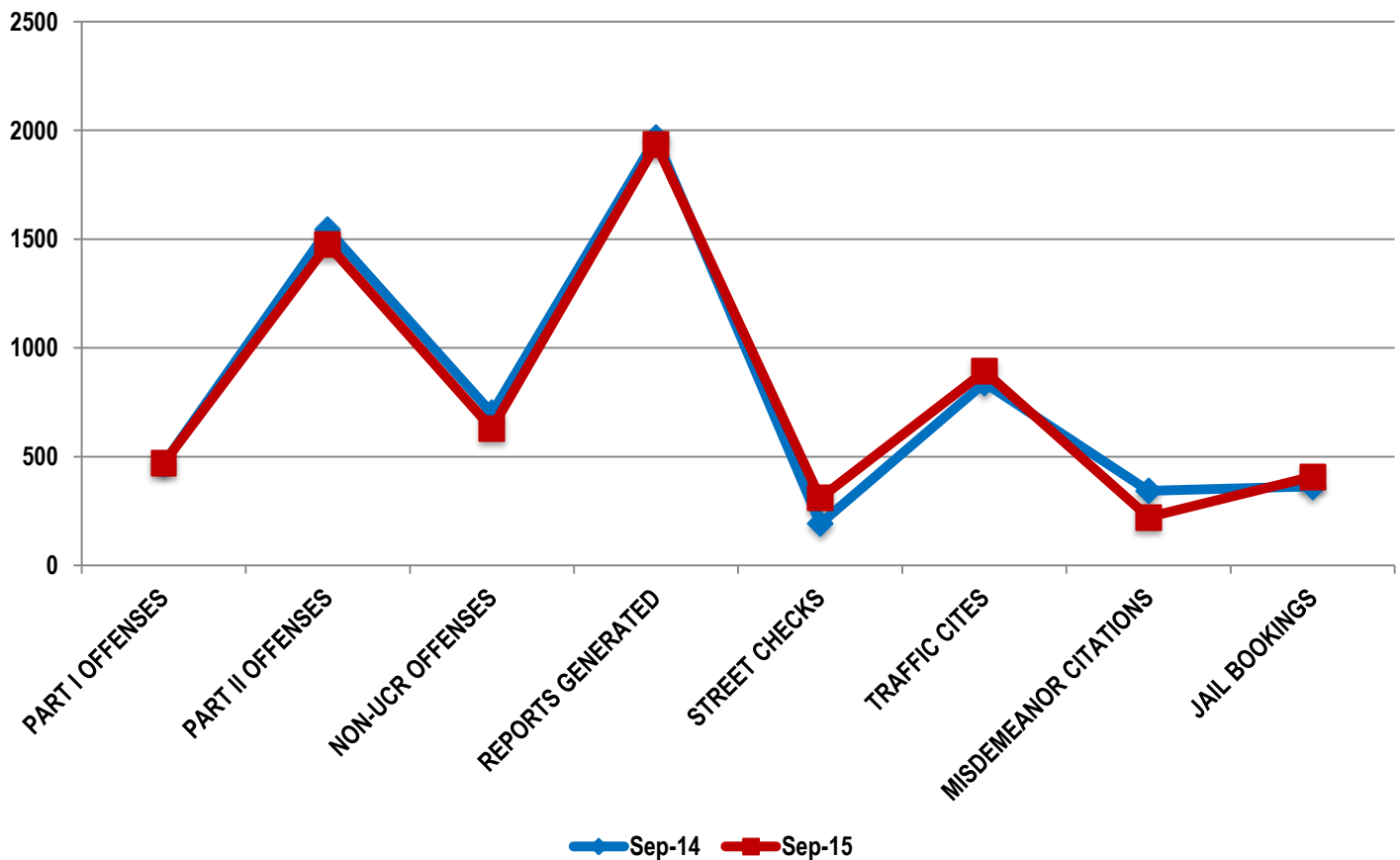
OTHER EVENT TOTALS

■ Sep-14 ■ Sep-15



Combined Offense/Event Trends

	Sep-14	Sep-15
PART I OFFENSES	468	470
PART II OFFENSES	1543	1475
NON-UCR OFFENSES	700	630
REPORTS GENERATED	1965	1935
STREET CHECKS	192	310
TRAFFIC CITATIONS	839	892
MISDEMEANOR CITATIONS	343	222
JAIL BOOKINGS	363	408





CITY COUNCIL DISTRICT #4

MONTHLY OFFENSE SUMMARY

OCTOBER 2015

These figures represent preliminary counts of original Police Incident Reports and include all offenses within the above listed City Council District only. Full statistical analysis to determine the confidence level of this data has not been performed. The results contained herein are approximate in relation to the listed area and may not fully coincide with data shown in other areas of SLCPD's Crime Statistics page such as Calls for Service, Crimes Trending, and Crime Reports due to and reflective of departmental procedures that were in place at the time the event occurred and the date this data was compiled. Results displayed are not distinguished as attempted or completed crimes, do not include other calls for police service, and only represent police service where a report was made. Police Incident Reports are classified by primary offense categories as defined by the Uniform Crime Reporting (UCR) system. However, data is not subjected to any other standards set forth under UCR. Although every reasonable verification effort is made, the accuracy of any data is subject to the constraints of the report generation process as well as the manner, format, and point in time of any query.

PART I OFFENSES:	Chosen by the FBI as Part I Offenses because they are serious crimes that occur with regularity in all areas of the country and are likely to be reported to Police.
PART II OFFENSES:	All other crimes other than the eight Part I Offenses. The Uniform Crime Reporting Program gathers only arrest data for Part II Offenses, however, SLCPD results displayed in this document display all Part II Offenses, regardless of the presence of arrest data.
ALL OTHER OFFENSES:	Under the Part II Offense section, 'All Other Offenses' include Peeping Tom, Trespass, Kidnap/Abduction, Pornography, Extortion/Blackmail, Bribery, Warrants, Sexual Offenses, Obstruction, Public Peace, and Hit & Run.
NON-UCR OFFENSES:	Non-UCR Offenses include reports for all other offenses not classified as a Part I or Part II Offense. Results displayed separate some of these offenses such as Ambulance Calls, Deaths, Missing Persons, Suicides, Suspicious Activity, and Traffic Accidents.
ALL OTHER NON-UCR:	Under the Non-UCR category, 'All Other' include the remainder of offenses not classified as Part I or Part II and not separated from the Non-UCR Offenses. These include things such as Loud Parties, Barking Dogs, Mentally Ill Subjects, Citizen Assistance, etc.
LOW NUMBER OFFENSES:	On page two, in the interest of space and allowing for easier viewing, the category titled 'Low Number Offenses' include Part I and Part II Offenses from page one that have totals under the amount of 40.

DISTRICT 4
Monthly Offense Summary
October 2015

PART I OFFENSES		
Offense	Oct-14	Oct-15
Homicide	0	0
Sexual Assault	10	3
Robbery	14	28
Aggravated Assault	25	27
Burglary	31	27
Larceny/Theft	369	396
Motor Vehicle Theft	40	44
Arson	0	0
PART I TOTALS	489	525

NON-UCR OFFENSES		
Offense	Oct-14	Oct-15
Ambulance Calls	55	62
Deaths	10	8
Missing Persons	8	17
Suicides	1	1
Suspicious Activity	23	35
Traffic Accidents	136	142
All Other	455	450
NON-UCR TOTALS	688	715

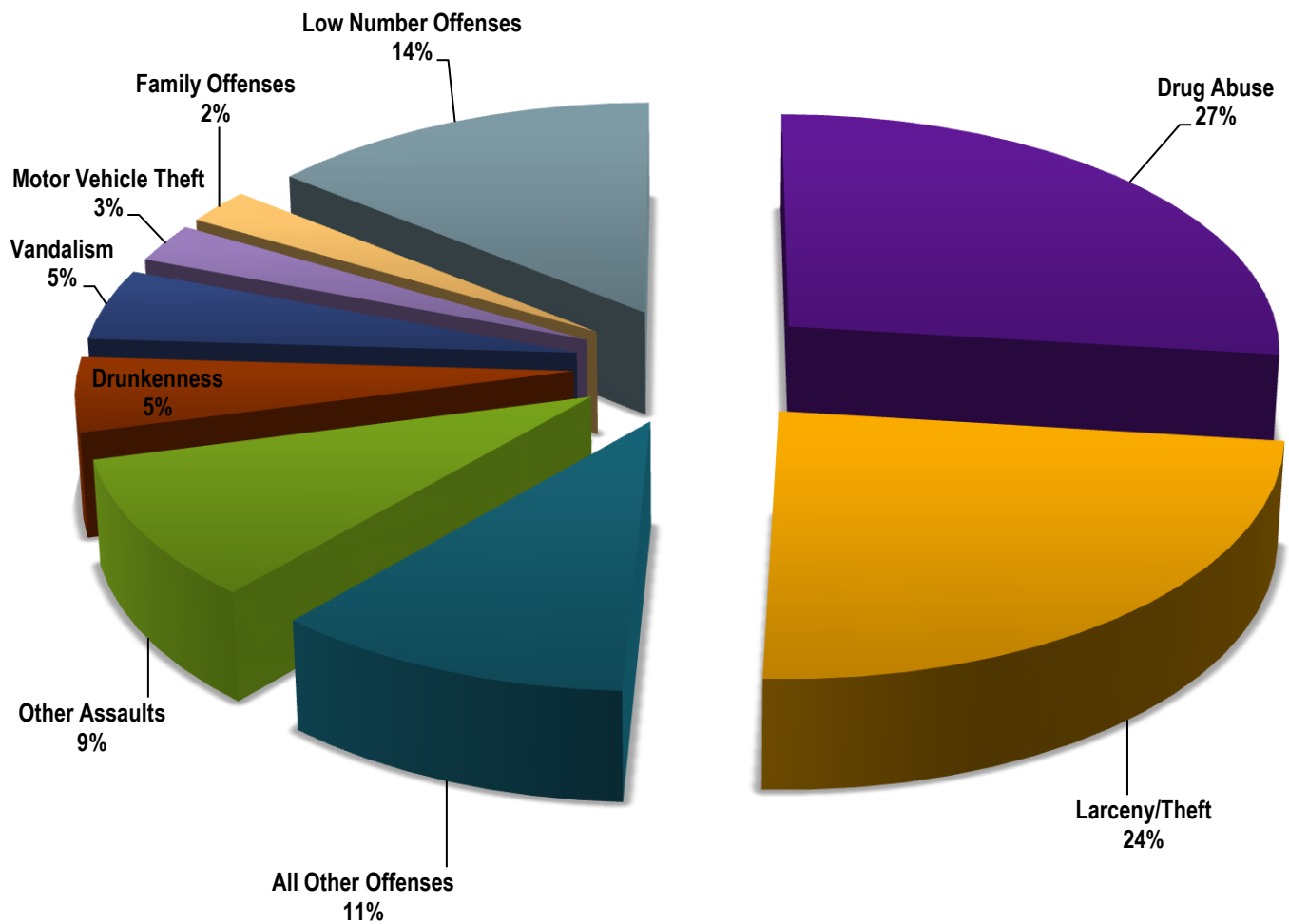
ALL OFFENSE TOTALS		
Offense Type	Oct-14	Oct-15
PART I OFFENSES	489	525
PART II OFFENSES	1164	1142
NON-UCR OFFENSES	688	715
TOTAL	2341	2382

PART II OFFENSES		
Offense	Oct-14	Oct-15
Other Assaults	130	159
Forgery/Counterfeiting	18	8
Fraud	26	39
Embezzlement	1	0
Stolen Property	23	15
Vandalism	64	81
Weapons	17	11
Prostitution	5	0
Sex Offenses	6	3
Drug Abuse	385	449
Gambling	0	0
Family Offenses	37	40
DUI	25	20
Liquor Laws	37	33
Drunkenness	94	84
Disorderly Conduct	43	11
All Other Offenses	238	178
Curfew/Loitering	0	2
Runaway	15	9
PART II TOTALS	1164	1142

OTHER EVENT TOTALS		
Event Type	Oct-14	Oct-15
Reports Generated	1996	2068
Street Checks	237	365
Traffic Citations	1238	689
Misdemeanor Citations	342	214
Jail Bookings	378	445
TOTAL	4191	3781

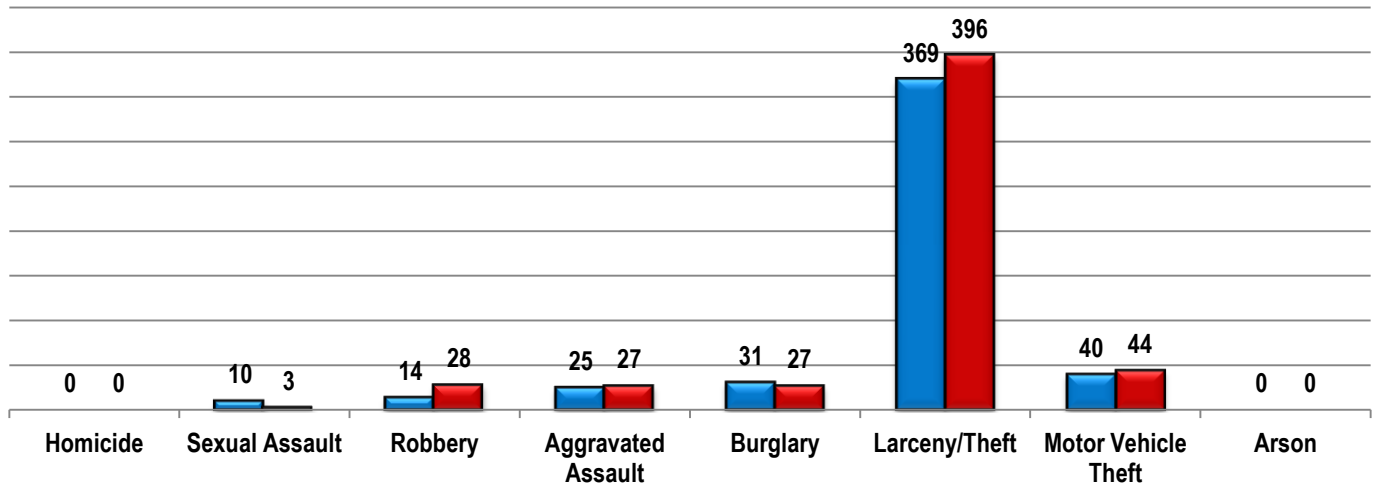


2015 - PART I & II OFFENSE PERCENTAGES



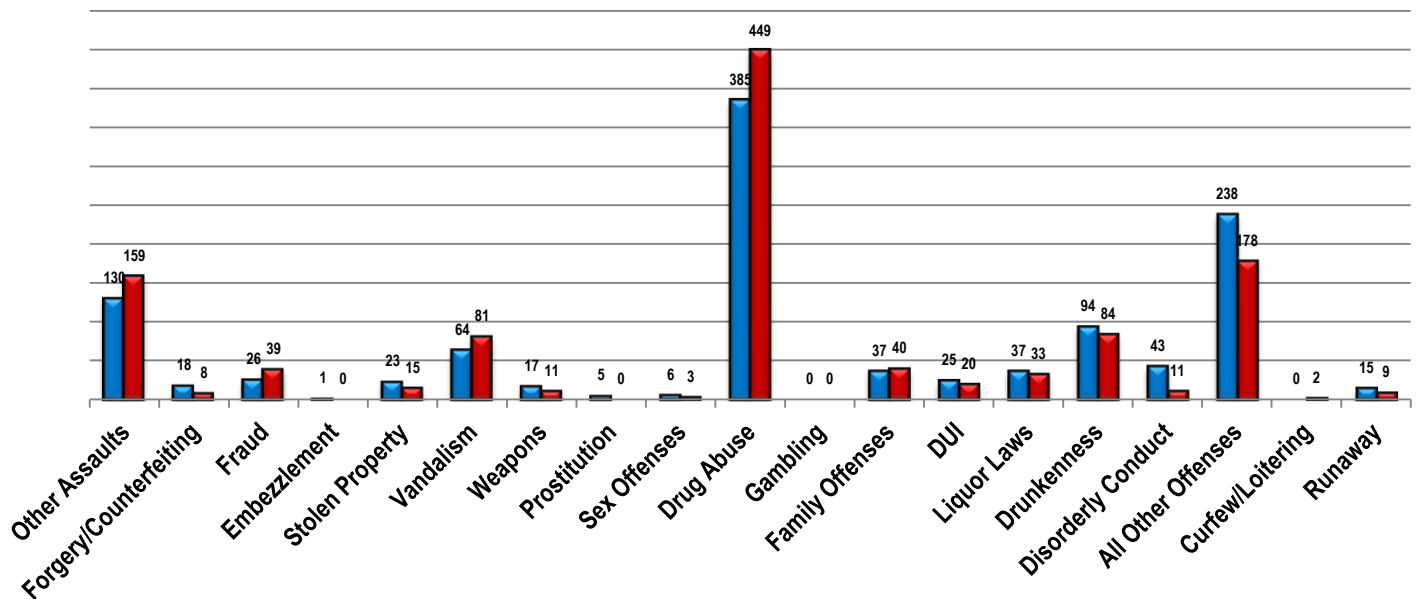
PART I OFFENSES

■ Oct-14 ■ Oct-15



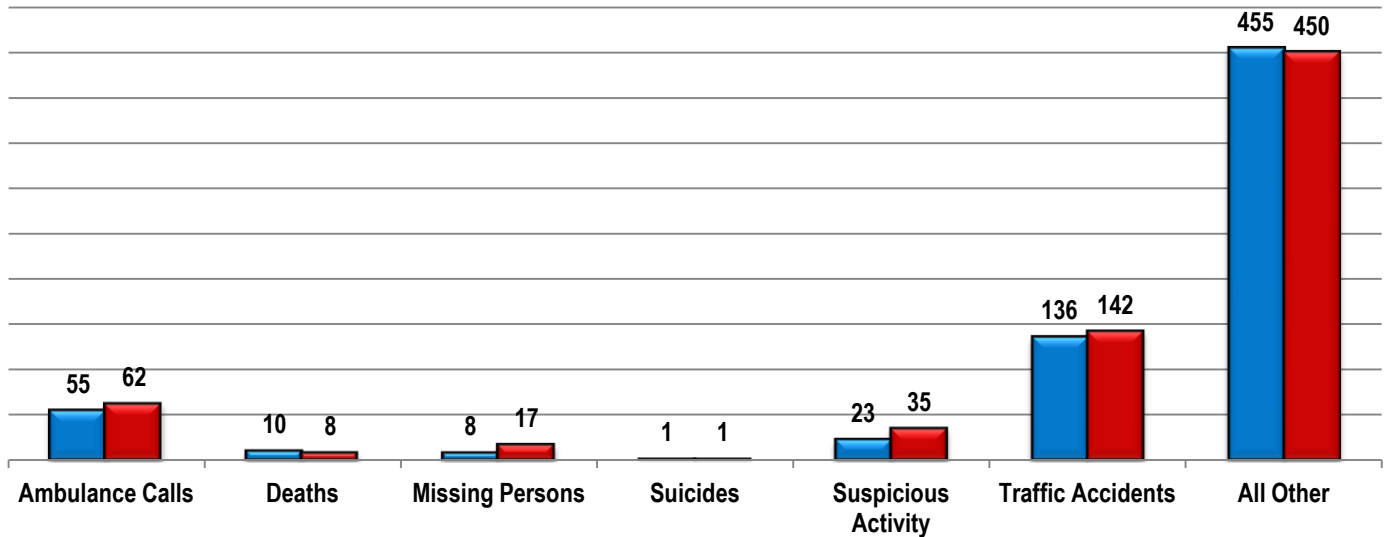
PART II OFFENSES

■ Oct-14 ■ Oct-15



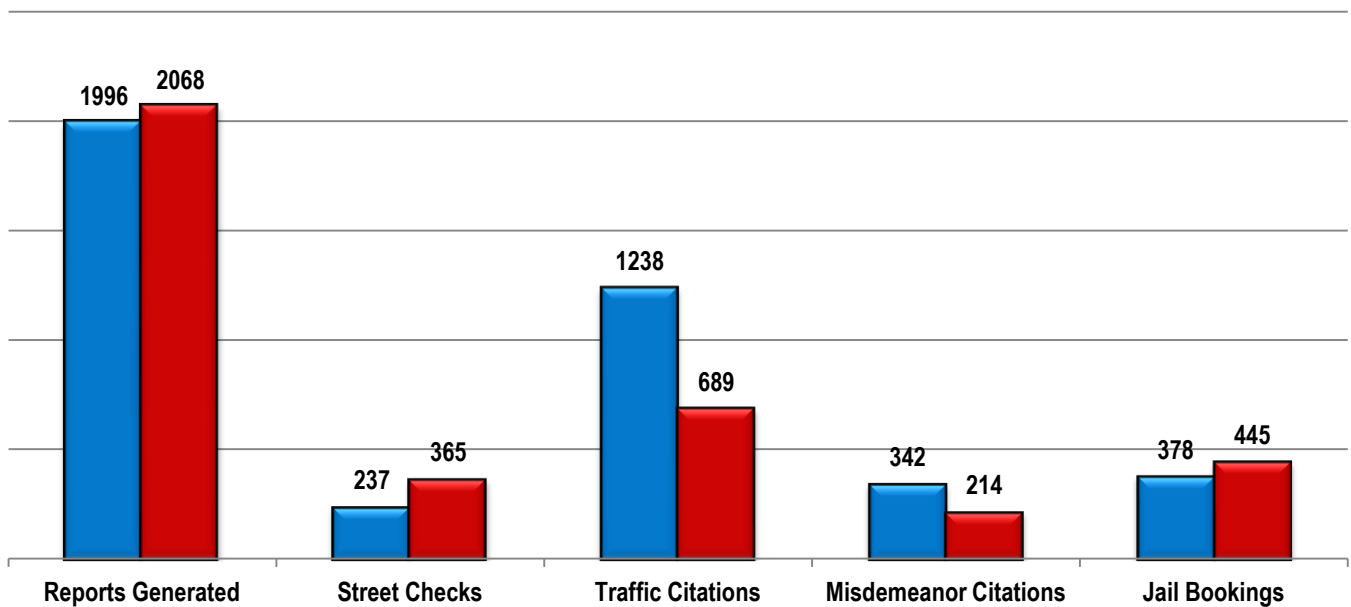
NON-UCR OFFENSES

■ Oct-14 ■ Oct-15



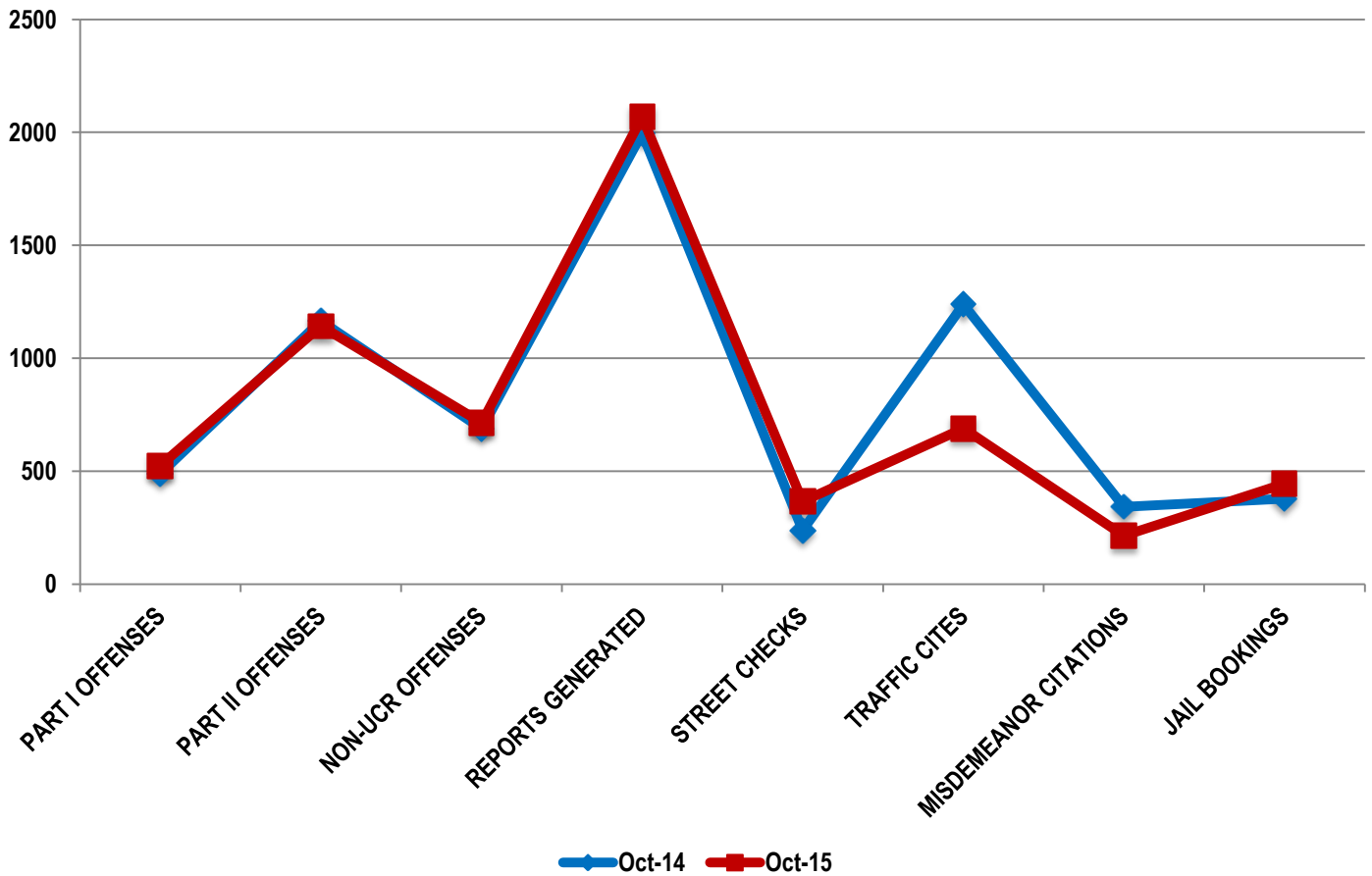
OTHER EVENT TOTALS

■ Oct-14 ■ Oct-15

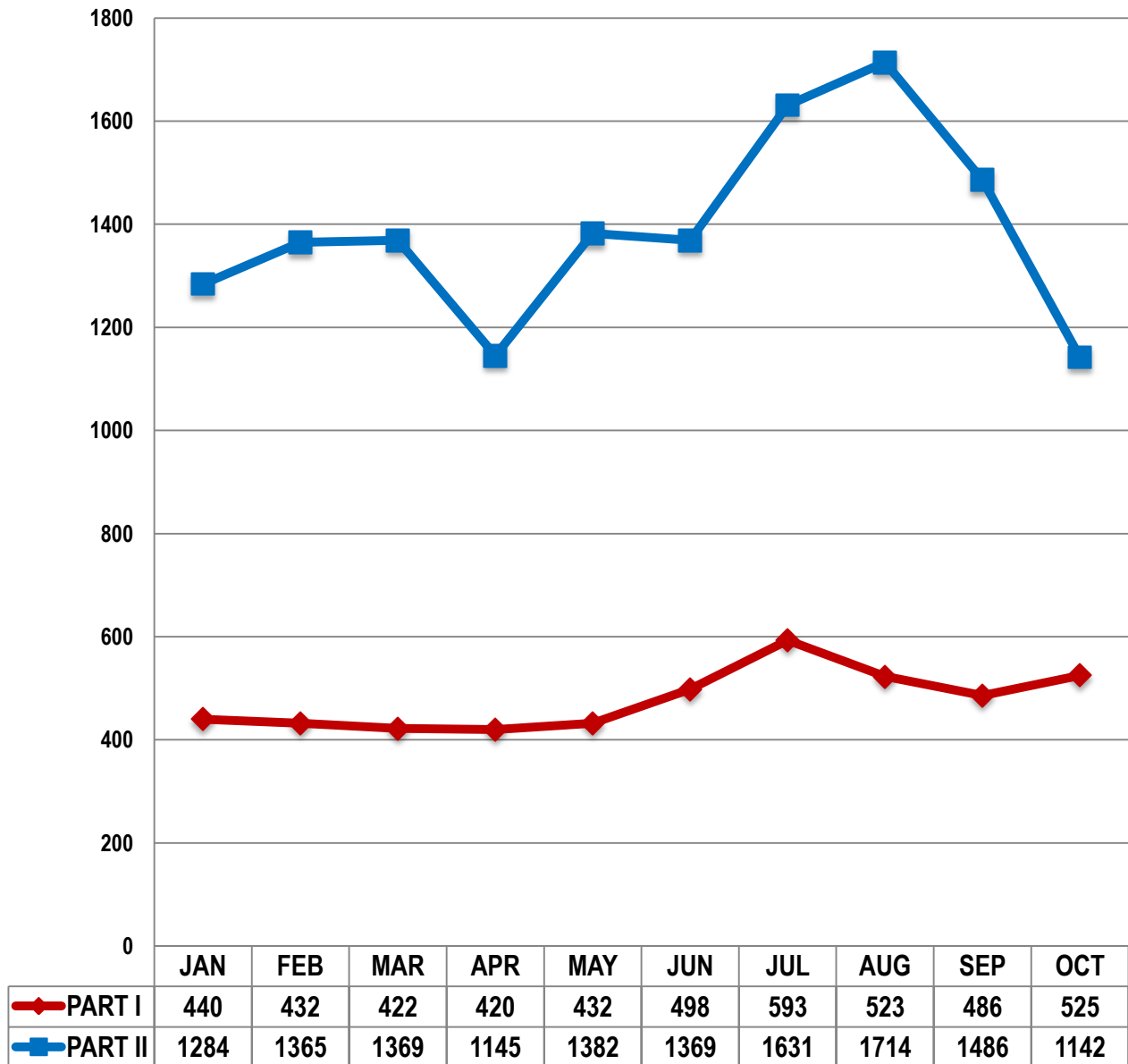


Combined Offense/Event Trends

	Oct-14	Oct-15
PART I OFFENSES	489	525
PART II OFFENSES	1164	1142
NON-UCR OFFENSES	688	715
REPORTS GENERATED	1996	2068
STREET CHECKS	237	365
TRAFFIC CITATIONS	1238	689
MISDEMEANOR CITATIONS	342	214
JAIL BOOKINGS	378	445



PART I & II OFFENSES - YEAR TO DATE





CITY COUNCIL DISTRICT #4

MONTHLY OFFENSE SUMMARY

NOVEMBER 2015

These figures represent preliminary counts of original Police Incident Reports and include all offenses within the above listed City Council District only. Full statistical analysis to determine the confidence level of this data has not been performed. The results contained herein are approximate in relation to the listed area and may not fully coincide with data shown in other areas of SLCPD's Crime Statistics page such as Calls for Service, Crimes Trending, and Crime Reports due to and reflective of departmental procedures that were in place at the time the event occurred and the date this data was compiled. Results displayed are not distinguished as attempted or completed crimes, do not include other calls for police service, and only represent police service where a report was made. Police Incident Reports are classified by primary offense categories as defined by the Uniform Crime Reporting (UCR) system. However, data is not subjected to any other standards set forth under UCR. Although every reasonable verification effort is made, the accuracy of any data is subject to the constraints of the report generation process as well as the manner, format, and point in time of any query.

PART I OFFENSES:	Chosen by the FBI as Part I Offenses because they are serious crimes that occur with regularity in all areas of the country and are likely to be reported to Police.
PART II OFFENSES:	All other crimes other than the eight Part I Offenses. The Uniform Crime Reporting Program gathers only arrest data for Part II Offenses, however, SLCPD results displayed in this document display all Part II Offenses, regardless of the presence of arrest data.
ALL OTHER OFFENSES:	Under the Part II Offense section, 'All Other Offenses' include Peeping Tom, Trespass, Kidnap/Abduction, Pornography, Extortion/Blackmail, Bribery, Warrants, Sexual Offenses, Obstruction, Public Peace, and Hit & Run.
NON-UCR OFFENSES:	Non-UCR Offenses include reports for all other offenses not classified as a Part I or Part II Offense. Results displayed separate some of these offenses such as Ambulance Calls, Deaths, Missing Persons, Suicides, Suspicious Activity, and Traffic Accidents.
ALL OTHER NON-UCR:	Under the Non-UCR category, 'All Other' include the remainder of offenses not classified as Part I or Part II and not separated from the Non-UCR Offenses. These include things such as Loud Parties, Barking Dogs, Mentally Ill Subjects, Citizen Assistance, etc.
LOW NUMBER OFFENSES:	On page two, in the interest of space and allowing for easier viewing, the category titled 'Low Number Offenses' include Part I and Part II Offenses from page one that have totals under the amount of 40.

DISTRICT 4
Monthly Offense Summary
November 2015

PART I OFFENSES		
Offense	Nov-14	Nov-15
Homicide	0	0
Sexual Assault	1	10
Robbery	23	21
Aggravated Assault	23	21
Burglary	35	28
Larceny/Theft	345	315
Motor Vehicle Theft	27	41
Arson	0	1
PART I TOTALS	454	437

NON-UCR OFFENSES		
Offense	Nov-14	Nov-15
Ambulance Calls	46	49
Deaths	10	5
Missing Persons	12	13
Suicides	0	0
Suspicious Activity	16	23
Traffic Accidents	136	118
All Other	444	418
NON-UCR TOTALS	664	626

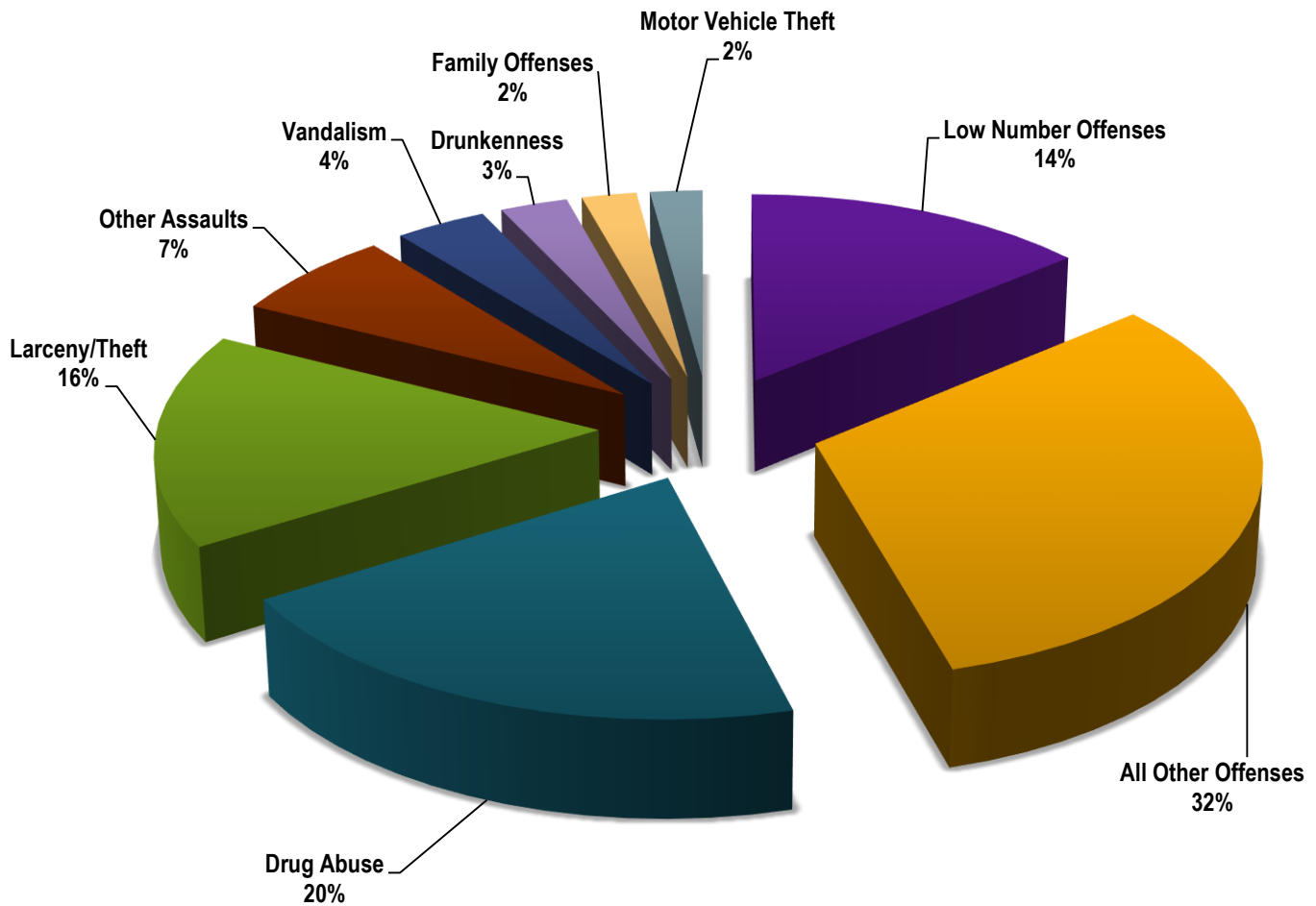
ALL OFFENSE TOTALS		
Offense Type	Nov-14	Nov-15
PART I OFFENSES	454	437
PART II OFFENSES	1412	1498
NON-UCR OFFENSES	664	626
TOTAL	2530	2561

PART II OFFENSES		
Offense	Nov-14	Nov-15
Other Assaults	120	131
Forgery/Counterfeiting	12	9
Fraud	64	37
Embezzlement	0	0
Stolen Property	17	12
Vandalism	75	72
Weapons	15	9
Prostitution	4	3
Sex Offenses	6	2
Drug Abuse	287	394
Gambling	0	0
Family Offenses	31	43
DUI	37	36
Liquor Laws	28	36
Drunkenness	89	53
Disorderly Conduct	44	33
All Other Offenses	574	616
Curfew/Loitering	0	1
Runaway	9	11
PART II TOTALS	1412	1498

OTHER EVENT TOTALS		
Event Type	Nov-14	Nov-15
Reports Generated	1840	1834
Street Checks	230	330
Traffic Citations	1338	799
Misdemeanor Citations	288	211
Jail Bookings	380	411
TOTAL	4076	3585

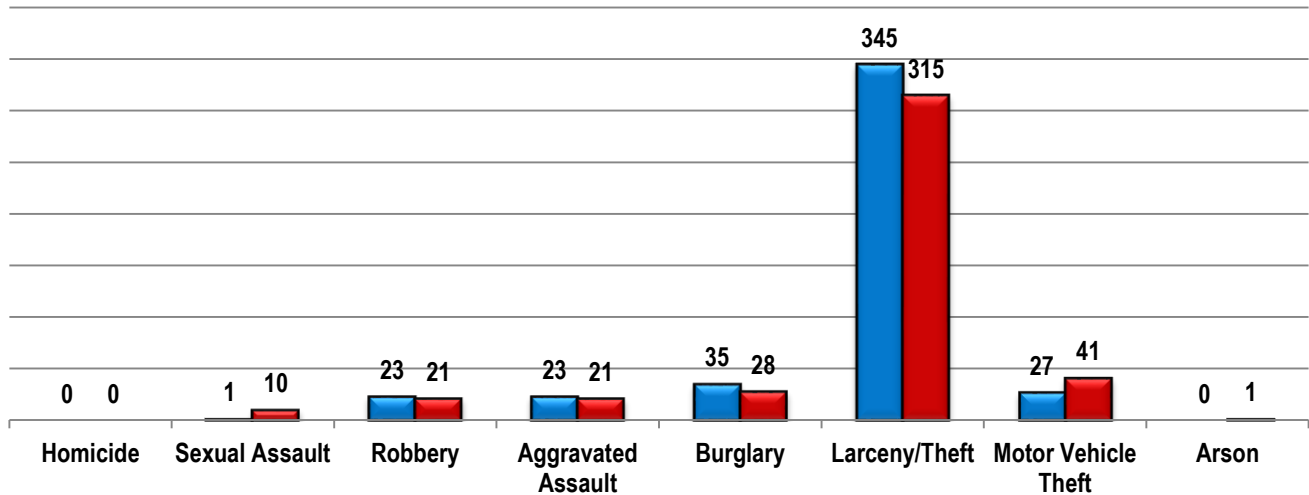


2015 - PART I & II OFFENSE PERCENTAGES



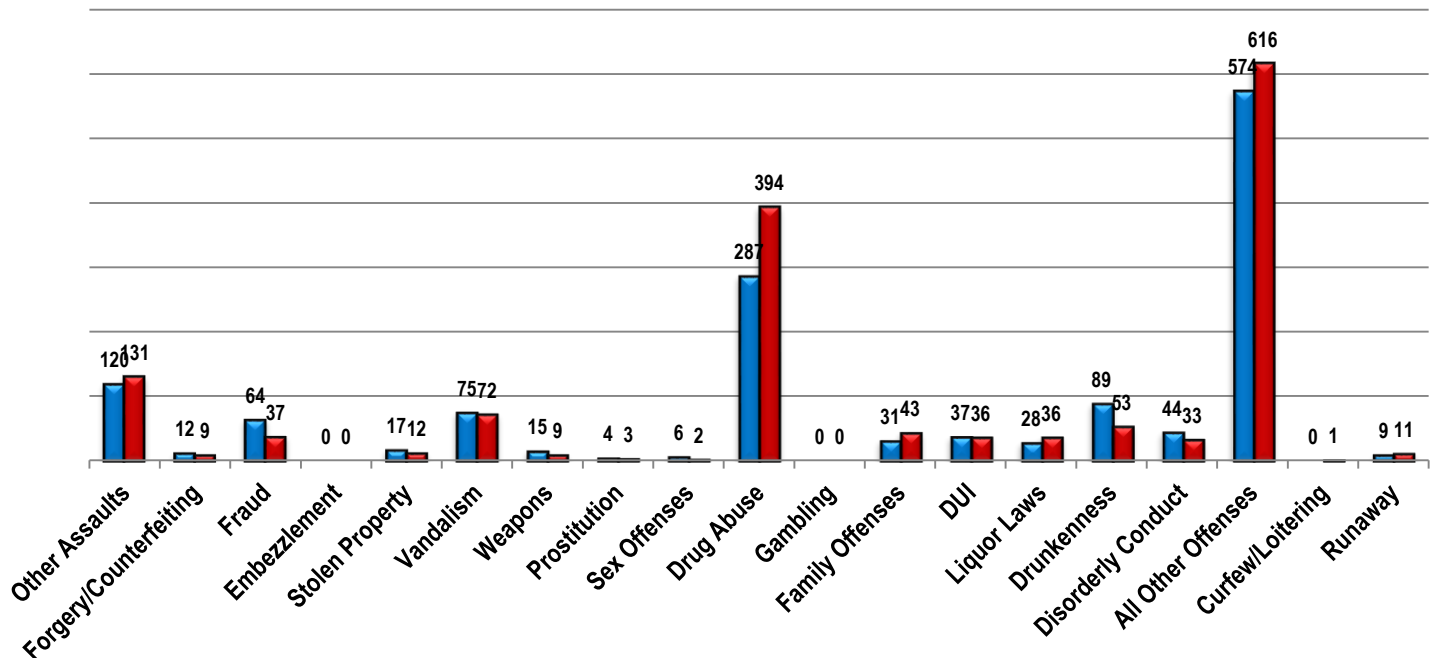
PART I OFFENSES

■ Nov-14 ■ Nov-15



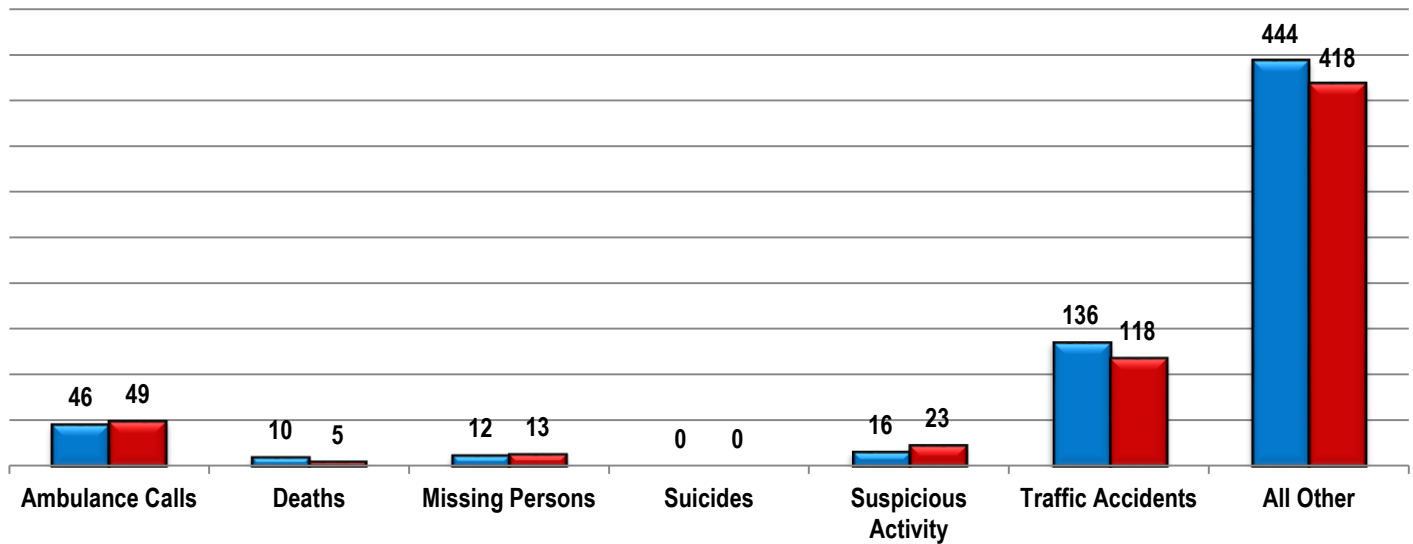
PART II OFFENSES

■ Nov-14 ■ Nov-15



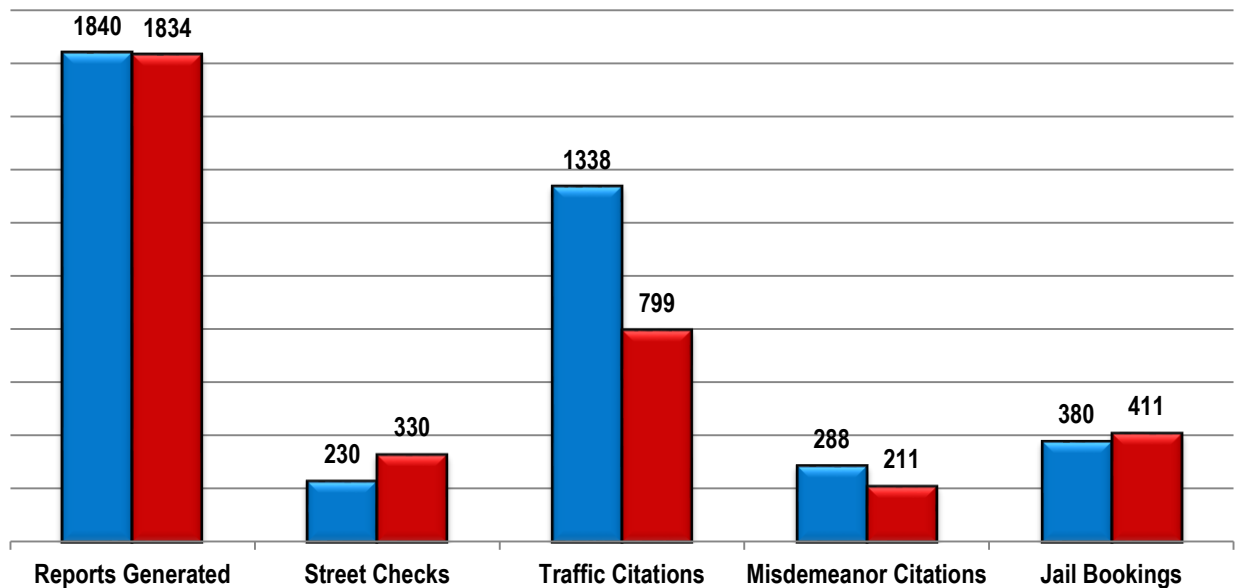
NON-UCR OFFENSES

■ Nov-14 ■ Nov-15



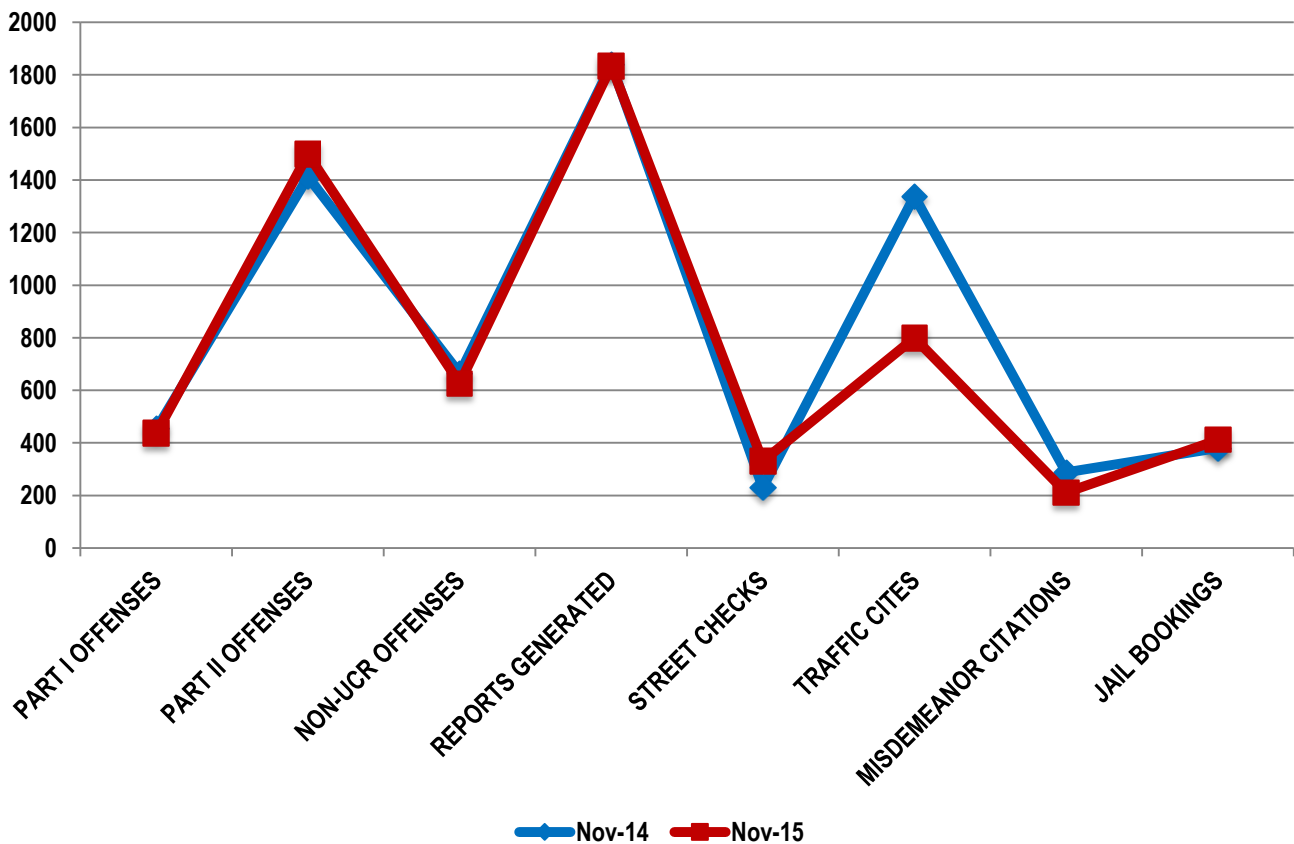
OTHER EVENT TOTALS

■ Nov-14 ■ Nov-15

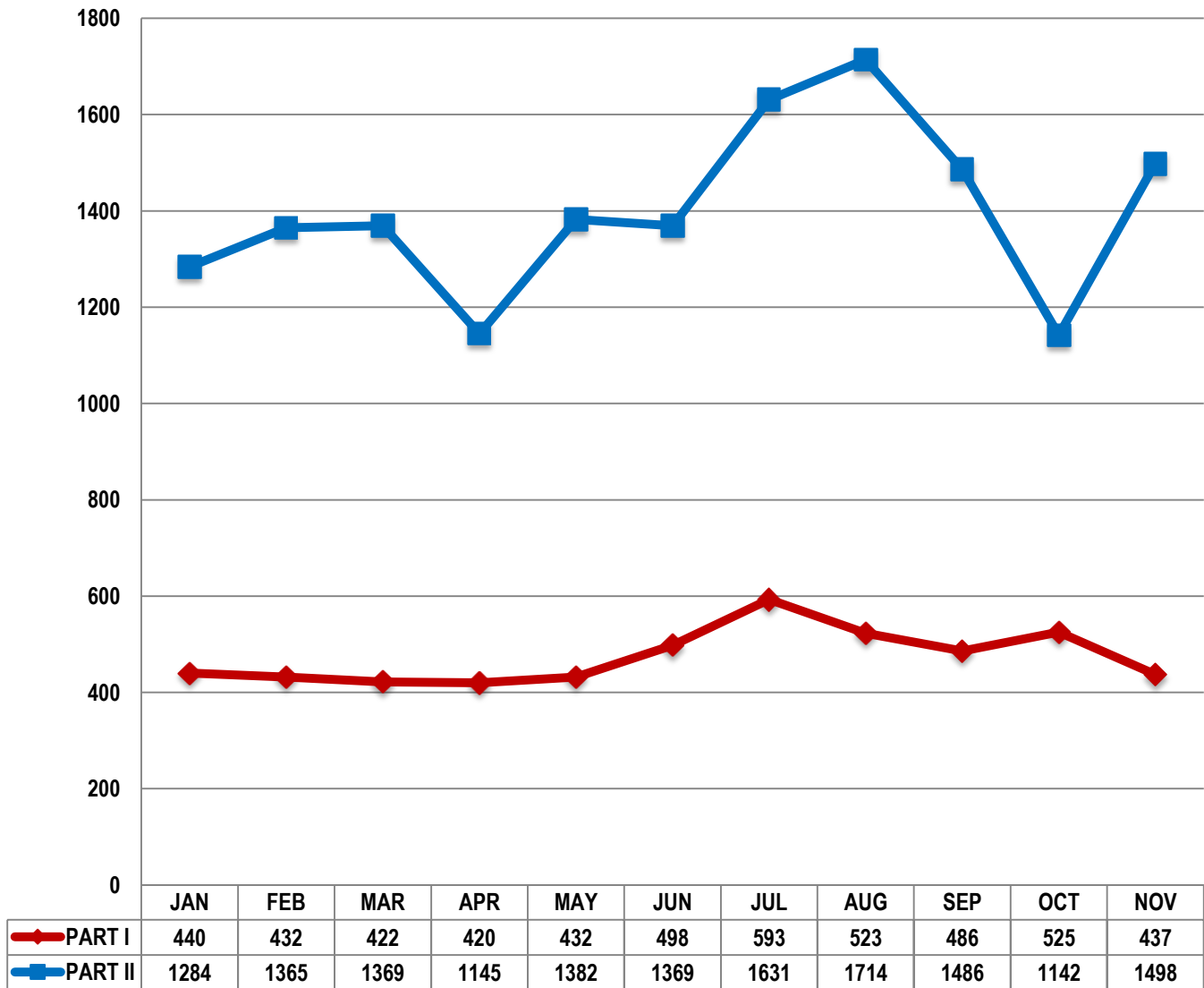


Combined Offense/Event Trends

	Nov-14	Nov-15
PART I OFFENSES	454	437
PART II OFFENSES	1412	1498
NON-UCR OFFENSES	664	626
REPORTS GENERATED	1840	1834
STREET CHECKS	230	330
TRAFFIC CITATIONS	1338	799
MISDEMEANOR CITATIONS	288	211
JAIL BOOKINGS	380	411



PART I & II OFFENSES - YEAR TO DATE





CITY COUNCIL DISTRICT #4

MONTHLY OFFENSE SUMMARY

DECEMBER 2015

These figures represent preliminary counts of original Police Incident Reports and include all offenses within the above listed City Council District only. Full statistical analysis to determine the confidence level of this data has not been performed. The results contained herein are approximate in relation to the listed area and may not fully coincide with data shown in other areas of SLCPD's Crime Statistics page such as Calls for Service, Crimes Trending, and Crime Reports due to and reflective of departmental procedures that were in place at the time the event occurred and the date this data was compiled. Results displayed are not distinguished as attempted or completed crimes, do not include other calls for police service, and only represent police service where a report was made. Police Incident Reports are classified by primary offense categories as defined by the Uniform Crime Reporting (UCR) system. However, data is not subjected to any other standards set forth under UCR. Although every reasonable verification effort is made, the accuracy of any data is subject to the constraints of the report generation process as well as the manner, format, and point in time of any query.

PART I OFFENSES:	Chosen by the FBI as Part I Offenses because they are serious crimes that occur with regularity in all areas of the country and are likely to be reported to Police.
PART II OFFENSES:	All other crimes other than the eight Part I Offenses. The Uniform Crime Reporting Program gathers only arrest data for Part II Offenses, however, SLCPD results displayed in this document display all Part II Offenses, regardless of the presence of arrest data.
ALL OTHER OFFENSES:	Under the Part II Offense section, 'All Other Offenses' include Peeping Tom, Trespass, Kidnap/Abduction, Pornography, Extortion/Blackmail, Bribery, Warrants, Sexual Offenses, Obstruction, Public Peace, and Hit & Run.
NON-UCR OFFENSES:	Non-UCR Offenses include reports for all other offenses not classified as a Part I or Part II Offense. Results displayed separate some of these offenses such as Ambulance Calls, Deaths, Missing Persons, Suicides, Suspicious Activity, and Traffic Accidents.
ALL OTHER NON-UCR:	Under the Non-UCR category, 'All Other' include the remainder of offenses not classified as Part I or Part II and not separated from the Non-UCR Offenses. These include things such as Loud Parties, Barking Dogs, Mentally Ill Subjects, Citizen Assistance, etc.
LOW NUMBER OFFENSES:	On page two, in the interest of space and allowing for easier viewing, the category titled 'Low Number Offenses' include Part I and Part II Offenses from page one that have totals under the amount of 37.

DISTRICT 4
Monthly Offense Summary
December 2015

PART I OFFENSES		
Offense	Dec-14	Dec-15
Homicide	1	0
Sexual Assault	1	5
Robbery	7	14
Aggravated Assault	20	19
Burglary	31	32
Larceny/Theft	339	253
Motor Vehicle Theft	42	37
Arson	2	0
PART I TOTALS	443	360

NON-UCR OFFENSES		
Offense	Dec-14	Dec-15
Ambulance Calls	68	70
Deaths	5	11
Missing Persons	5	14
Suicides	2	1
Suspicious Activity	16	28
Traffic Accidents	138	148
All Other	468	377
NON-UCR TOTALS	702	649

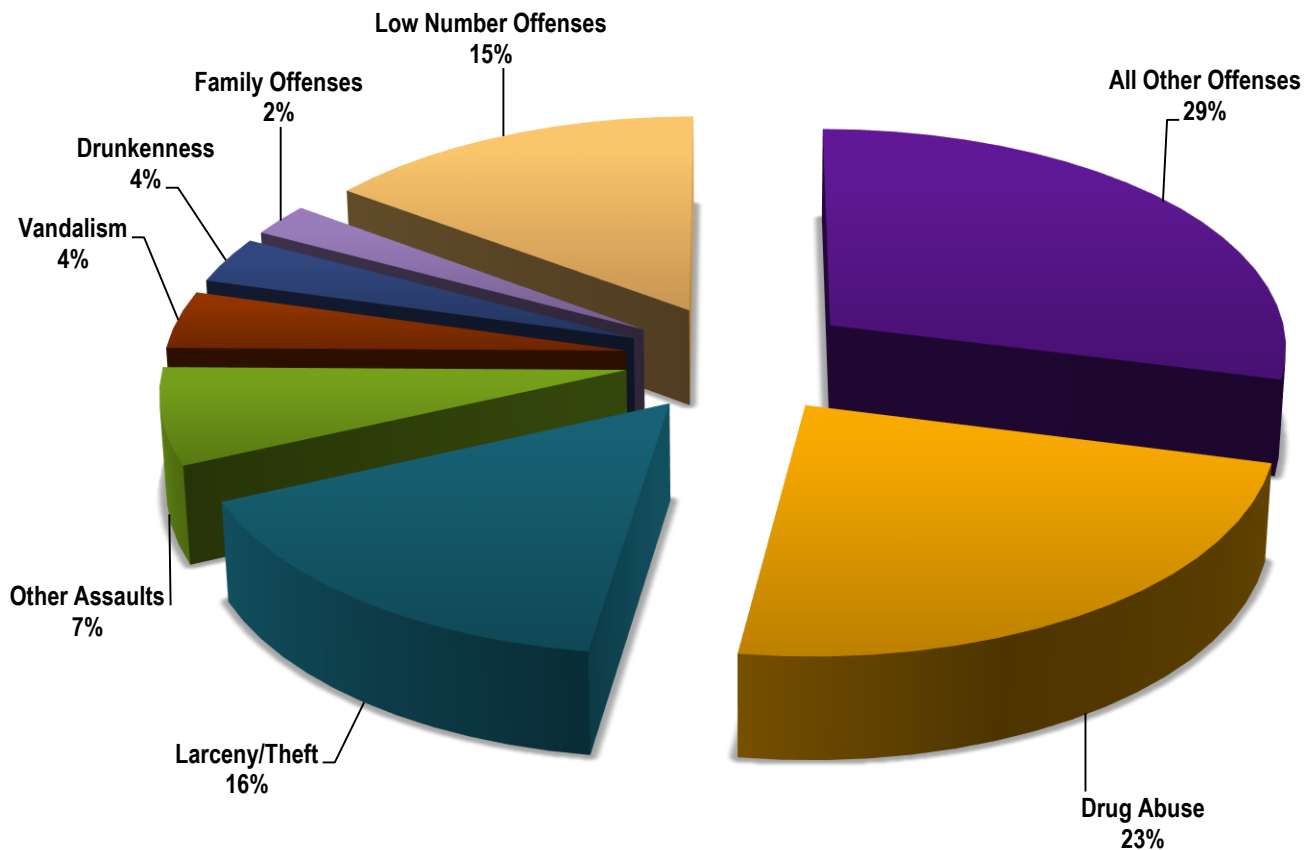
ALL OFFENSE TOTALS		
Offense Type	Dec-14	Dec-15
PART I	443	360
PART II	1306	1233
NON-UCR OFFENSES	702	649
TOTAL	2451	2242

PART II OFFENSES		
Offense	Dec-14	Dec-15
Other Assaults	126	112
Forgery/Counterfeiting	18	13
Fraud	45	32
Embezzlement	0	1
Stolen Property	13	15
Vandalism	52	67
Weapons	9	10
Prostitution	0	11
Sex Offenses	5	0
Drug Abuse	261	371
Gambling	0	0
Family Offenses	44	38
DUI	23	20
Liquor Laws	24	14
Drunkenness	81	54
Disorderly Conduct	10	7
All Other Offenses	586	462
Curfew/Loitering	0	0
Runaway	9	6
PART II TOTALS	1306	1233

OTHER EVENT TOTALS		
Event Type	Dec-14	Dec-15
General Offense Reports	1816	1614
Street Checks	253	241
Traffic Citations	677	380
Misdemeanor Citations	277	160
Jail Bookings	349	332
TOTAL	3372	2727

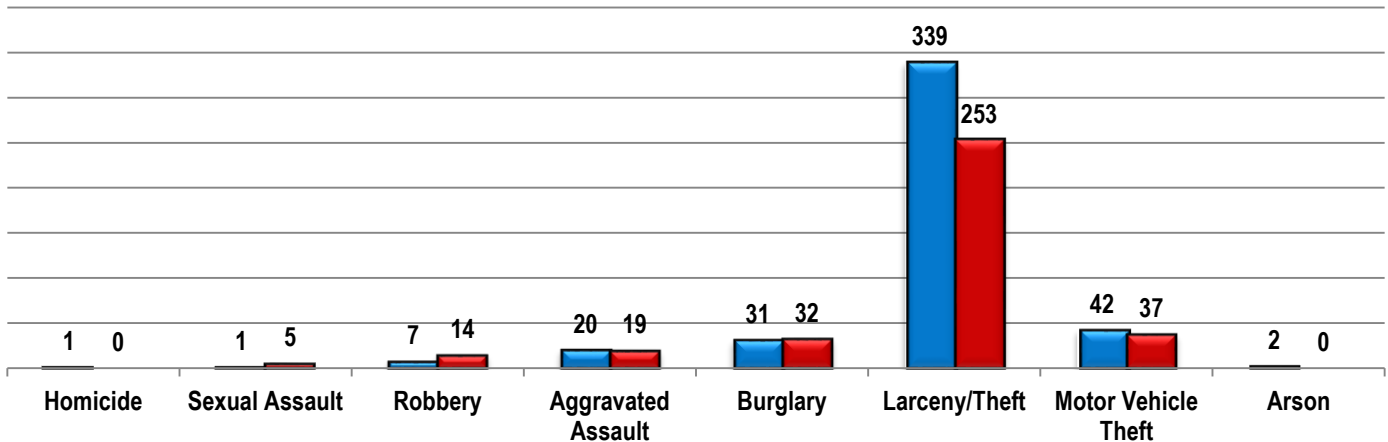


2015 - PART I & II OFFENSE PERCENTAGES



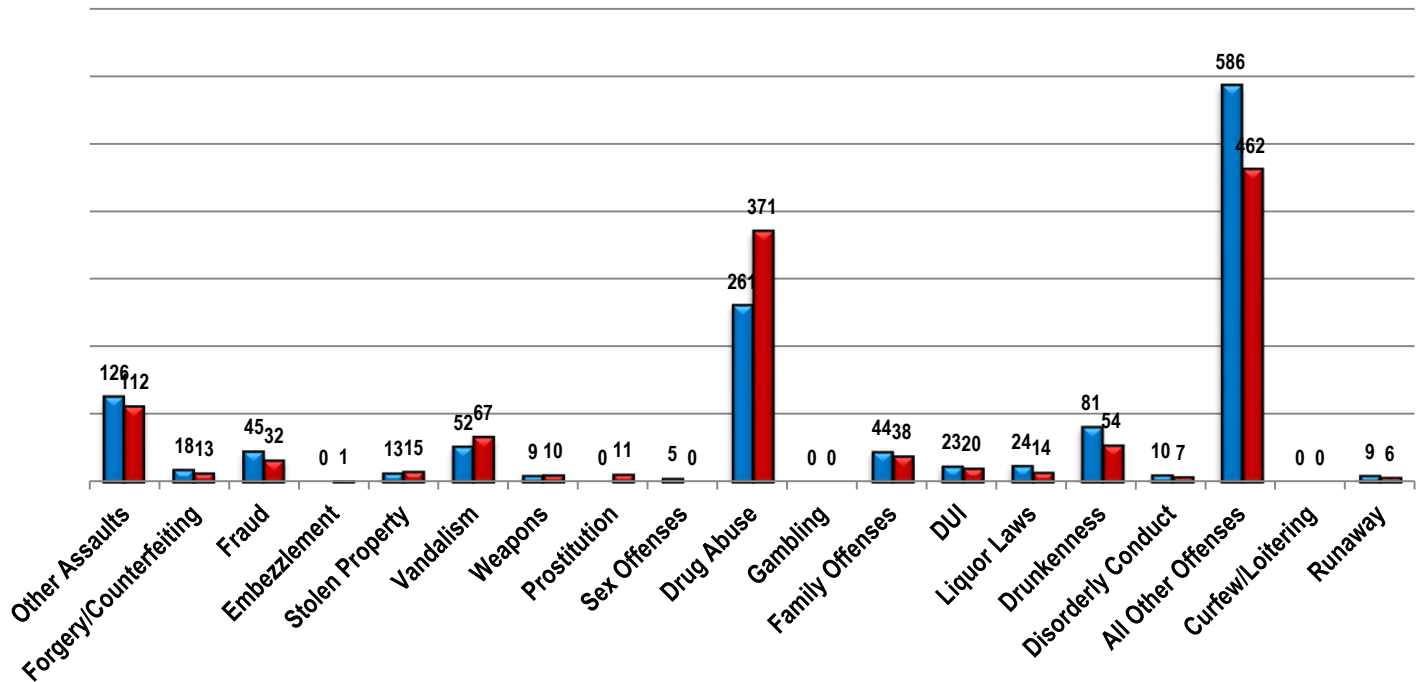
PART I OFFENSES

■ Dec-14 ■ Dec-15



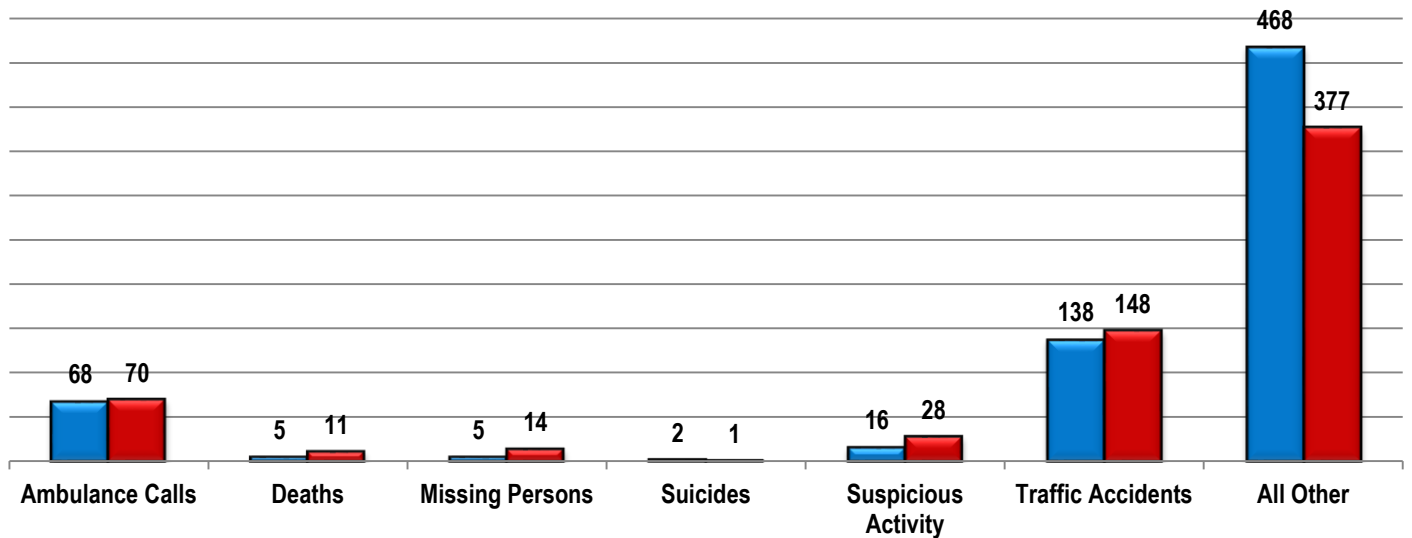
PART II OFFENSES

■ Dec-14 ■ Dec-15



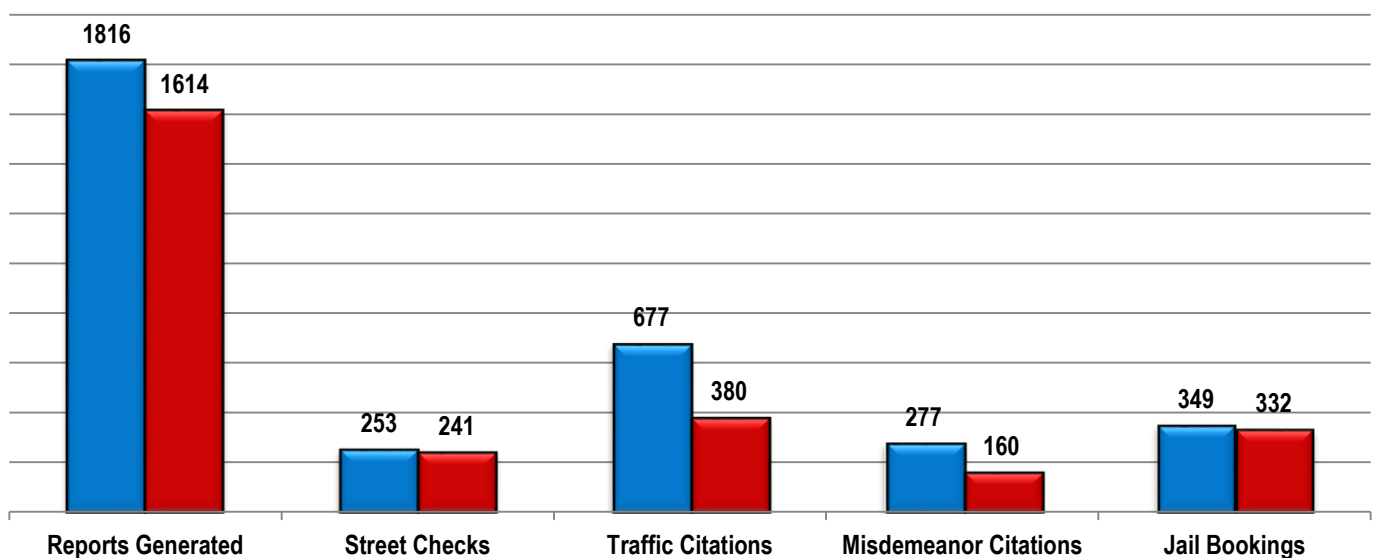
NON-UCR OFFENSES

■ Dec-14 ■ Dec-15



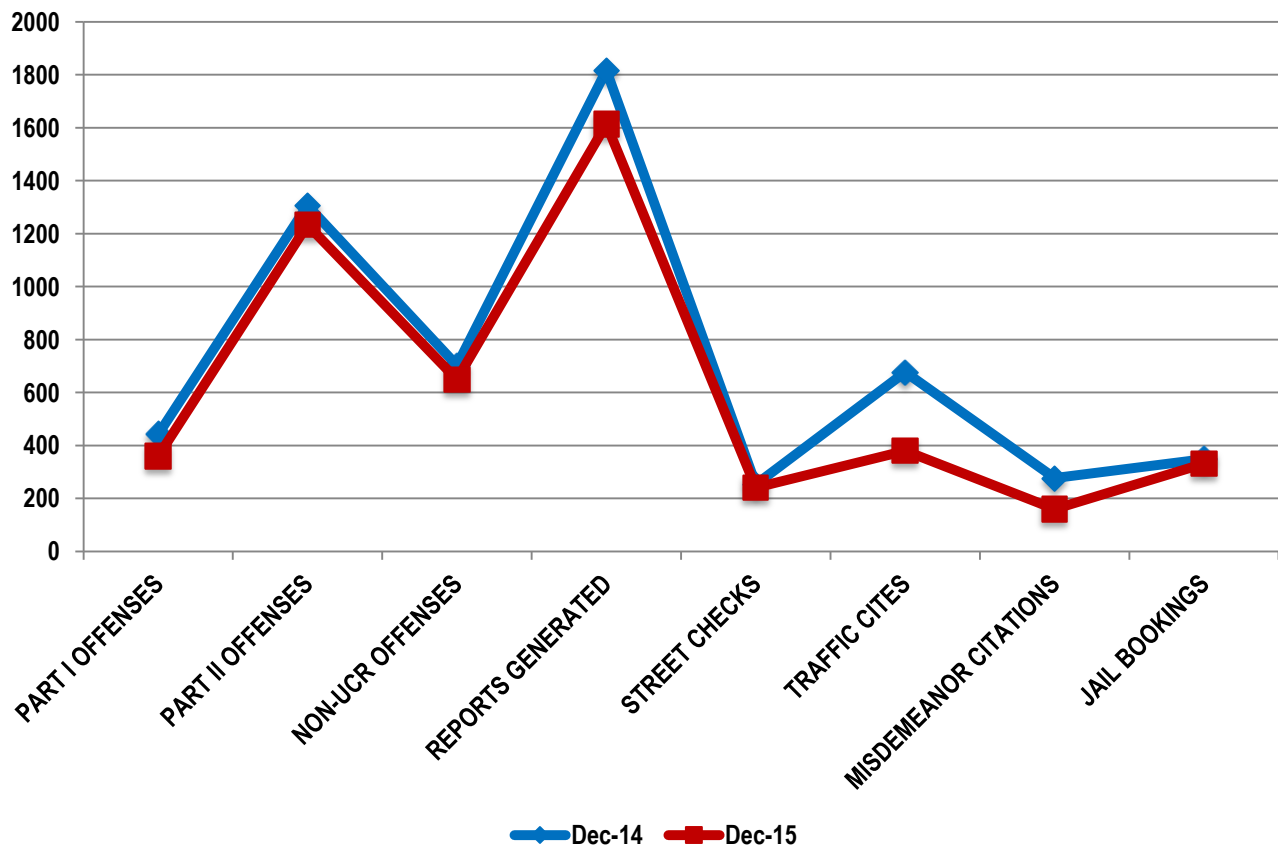
OTHER EVENT TOTALS

■ Dec-14 ■ Dec-15

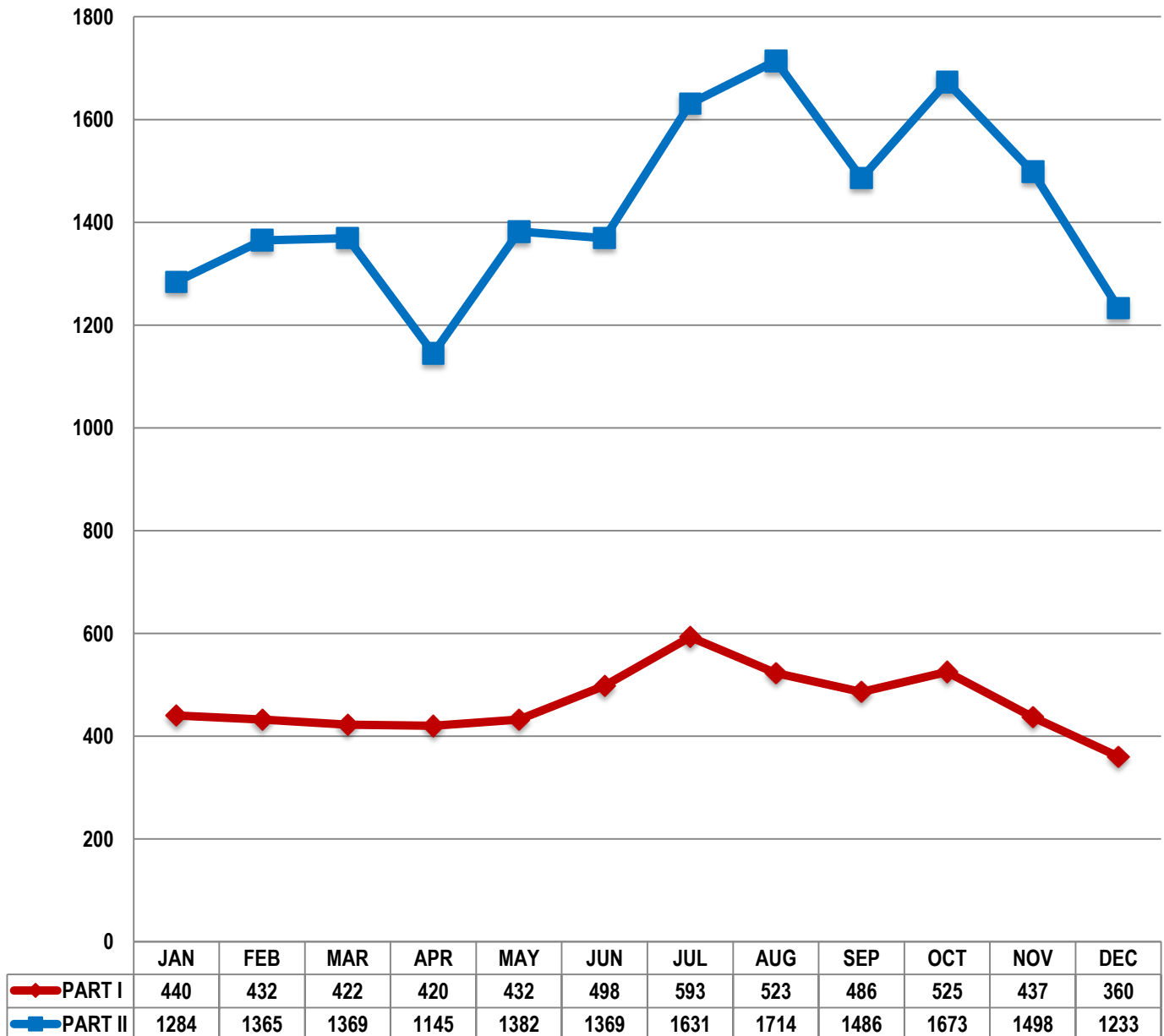


Combined Offense/Event Trends

	Dec-14	Dec-15
PART I OFFENSES	443	360
PART II OFFENSES	1306	1233
NON-UCR OFFENSES	702	649
REPORTS GENERATED	1816	1614
STREET CHECKS	253	241
TRAFFIC CITATIONS	677	380
MISDEMEANOR CITATIONS	277	160
JAIL BOOKINGS	349	332



PART I & II OFFENSES - YEAR TO DATE





CITY COUNCIL DISTRICT #4 OFFENSE SUMMARY

2015 YEAR END SUMMARY

These figures represent preliminary counts of original Police Incident Reports and include all offenses within the above listed City Council District only. Full statistical analysis to determine the confidence level of this data has not been performed. The results contained herein are approximate in relation to the listed area and may not fully coincide with data shown in other areas of SLCPD's Crime Statistics page such as Calls for Service, Crimes Trending, and Crime Reports due to and reflective of departmental procedures that were in place at the time the event occurred and the date this data was compiled. Results displayed are not distinguished as attempted or completed crimes, do not include other calls for police service, and only represent police service where a report was made. Police Incident Reports are classified by primary offense categories as defined by the Uniform Crime Reporting (UCR) system. However, data is not subjected to any other standards set forth under UCR. Although every reasonable verification effort is made, the accuracy of any data is subject to the constraints of the report generation process as well as the manner, format, and point in time of any query.

PART I OFFENSES:	Chosen by the FBI as Part I Offenses because they are serious crimes that occur with regularity in all areas of the country and are likely to be reported to Police.
PART II OFFENSES:	All other crimes other than the eight Part I Offenses. The Uniform Crime Reporting Program gathers only arrest data for Part II Offenses, however, SLCPD results displayed in this document display all Part II Offenses, regardless of the presence of arrest data.
ALL OTHER OFFENSES:	Under the Part II Offense section, 'All Other Offenses' include Peeping Tom, Trespass, Kidnap/Abduction, Pornography, Extortion/Blackmail, Bribery, Warrants, Sexual Offenses, Obstruction, Public Peace, and Hit & Run.
NON-UCR OFFENSES:	Non-UCR Offenses include reports for all other offenses not classified as a Part I or Part II Offense. Results displayed separate some of these offenses such as Ambulance Calls, Deaths, Missing Persons, Suicides, Suspicious Activity, and Traffic Accidents.

****THESE ARE NOT OFFICIAL UCR CRIME STATISTICS NUMBERS AND SHOULD NOT BE USED AS SUCH****
ALL OFFENSES INCLUDED

DISTRICT 4
Offense Summary
2015 Year End Summary

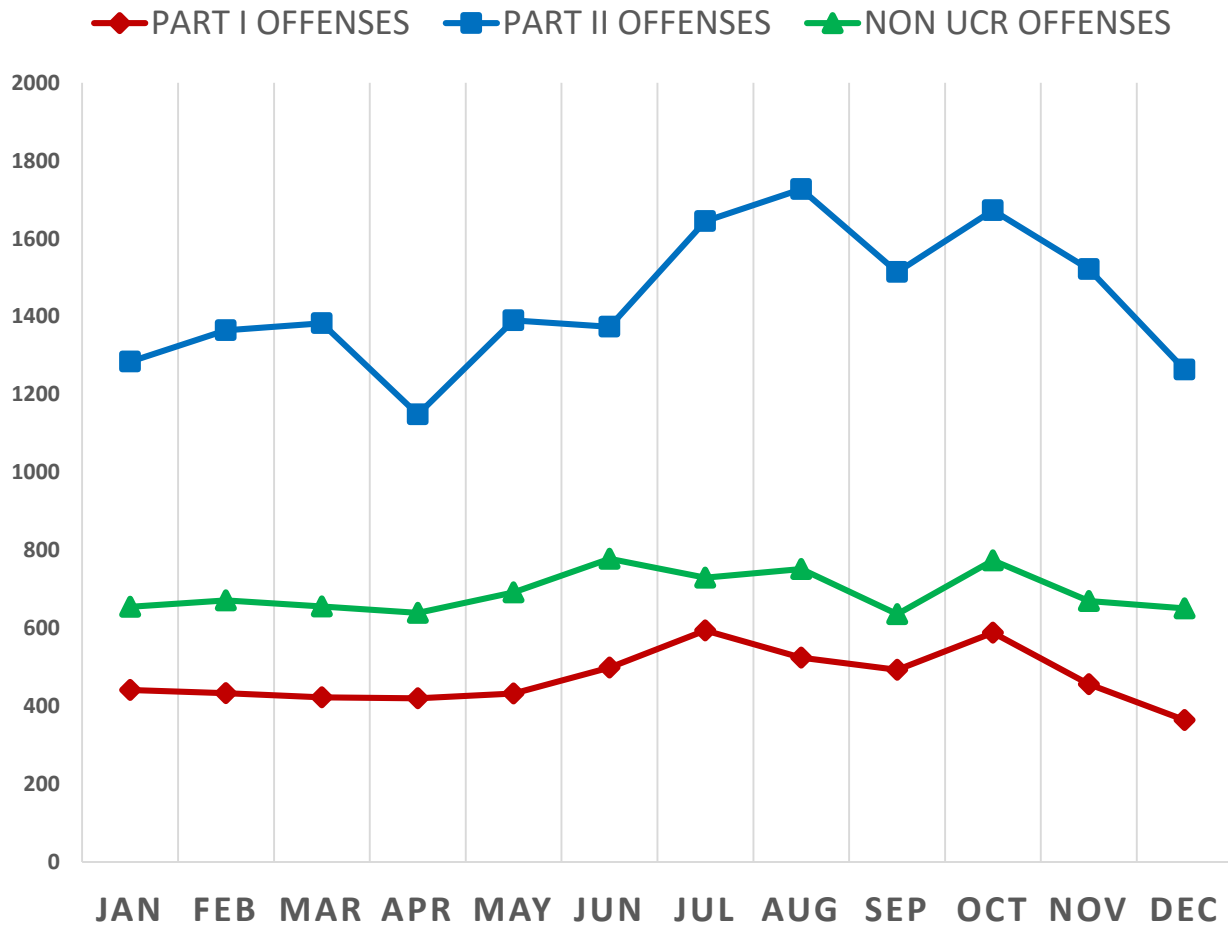
OFFENSES

		JAN	FEB	MAR	APR	MAY	JUN	JUL	AUG	SEP	OCT	NOV	DEC	TOTAL
PART I OFFENSES	Homicide	0	0	0	0	0	0	0	0	1	0	0	0	1
	Sexual Assault	3	1	5	4	4	11	10	9	7	2	11	2	69
	Robbery	14	16	19	12	15	22	24	26	9	28	20	14	219
	Aggravated Assault	11	18	33	15	19	26	27	24	25	29	23	19	269
	Burglary	58	18	22	21	24	26	52	28	31	31	29	32	372
	Larceny/Theft	308	346	297	318	336	375	449	385	372	452	334	260	4232
	Motor Vehicle Theft	46	33	43	47	34	38	32	51	46	46	39	37	492
	Arson	1	1	3	3	0	1	0	1	2	0	0	0	12
PART II OFFENSES	Other Assaults	120	118	128	120	121	142	157	185	161	163	131	113	1659
	Forgery/Counterfeiting	15	16	13	13	22	22	13	20	14	8	11	14	181
	Fraud	42	39	48	48	41	47	52	34	58	41	43	33	526
	Embezzlement	1	1	0	1	0	0	0	0	0	0	0	1	4
	Stolen Property	9	12	15	13	11	13	16	9	14	14	12	15	153
	Vandalism	53	70	74	70	58	82	97	84	88	87	74	70	907
	Weapons	14	7	15	11	17	16	19	15	9	11	8	10	152
	Prostitution	3	3	1	8	5	5	1	2	6	0	3	11	48
	Sex Offenses	2	12	10	2	9	6	13	5	9	4	4	3	79
	Drug Abuse	232	310	263	185	326	313	399	423	380	461	397	373	4062
	Gambling	0	0	2	0	0	0	0	0	0	0	0	0	2
	Family Offenses	39	39	41	52	36	45	65	52	50	41	43	38	541
	DUI	38	31	32	28	32	25	23	29	22	23	39	20	342
	Liquor Laws	31	27	24	24	24	22	28	39	32	34	36	15	336
	Drunkenness	77	68	70	62	80	71	62	68	70	86	53	54	821
	Disorderly Conduct	29	31	52	44	31	24	53	52	34	45	33	26	454
	All Other Offenses	572	578	584	459	568	532	638	701	559	644	624	462	6921
	Curfew/Loitering	0	0	2	0	0	2	0	0	1	2	1	0	8
	Runaway	7	3	9	9	9	7	9	9	7	9	10	6	94

TOTALS	PART I OFFENSES	441	433	422	420	432	499	594	524	493	588	456	364	5666
	PART II OFFENSES	1284	1365	1383	1149	1390	1374	1645	1727	1514	1673	1522	1264	17290
	NON UCR OFFENSES	655	671	656	639	692	778	730	752	636	774	670	651	8304
	TOTAL OFFENSES	2380	2469	2461	2208	2514	2651	2969	3003	2643	3035	2648	2279	31260



OFFENSES



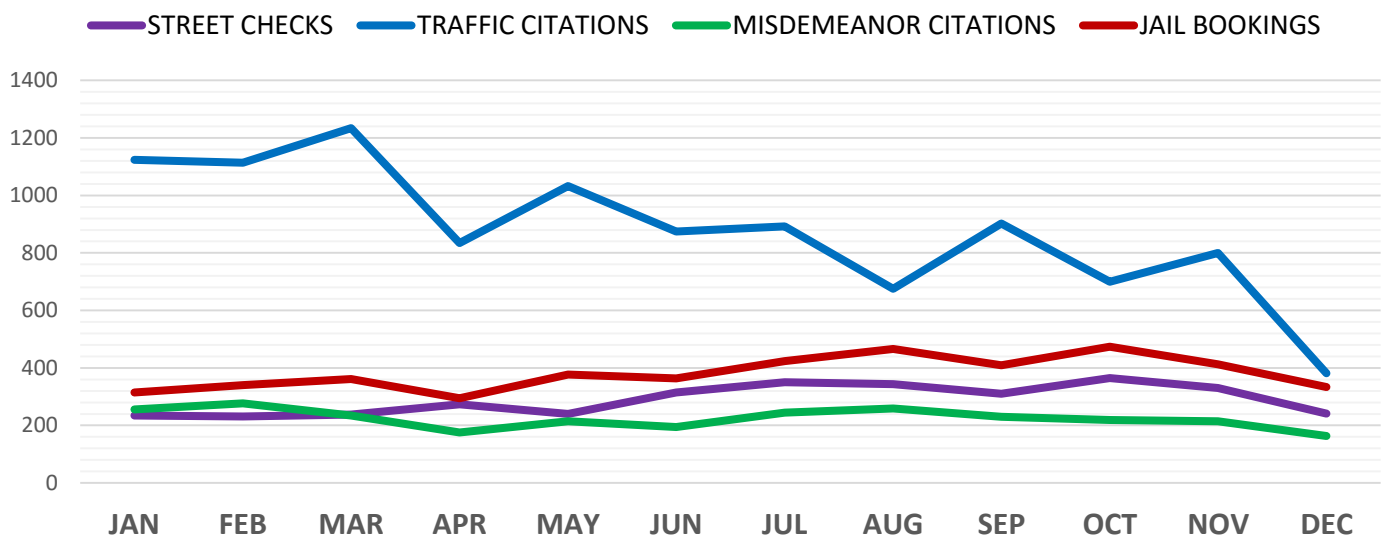
DISTRICT 4

Offense Summary

2015 Year End Summary

ACTIVITY

	JAN	FEB	MAR	APR	MAY	JUN	JUL	AUG	SEP	OCT	NOV	DEC	TOTAL
STREET CHECKS	235	231	238	273	240	315	350	344	310	365	330	241	3472
TRAFFIC CITATIONS	1124	1114	1234	834	1032	874	892	675	902	700	800	381	10562
MISDEMEANOR CITATIONS	256	277	235	176	214	194	244	259	230	219	214	163	2681
JAIL BOOKINGS	315	340	361	295	377	364	424	466	409	474	412	333	4570
REPORTS GENERATED	1740	1843	1799	1692	1851	1996	2178	2212	1989	2186	1909	1688	23083



REPORTS GENERATED

