

**DISTRICT 6**  
Monthly Offense Summary  
January 2015

PART I OFFENSES		
Offense	Jan-14	Jan-15
Homicide	0	0
Sexual Assault	0	0
Robbery	1	1
Aggravated Assault	1	0
Burglary	8	8
Larceny/Theft	30	24
Motor Vehicle Theft	6	8
Arson	0	1
<b>PART I TOTALS</b>	<b>46</b>	<b>42</b>

NON-UCR OFFENSES		
Offense	Jan-14	Jan-15
Ambulance Calls	3	2
Deaths	1	2
Missing Persons	0	1
Suicides	0	0
Suspicious Activity	4	4
Traffic Accidents	33	9
All Other	45	39
<b>NON-UCR TOTALS</b>	<b>86</b>	<b>57</b>

ALL OFFENSE TOTALS		
Offense Type	Jan-14	Jan-15
<b>PART I OFFENSES</b>	<b>46</b>	<b>42</b>
<b>PART II OFFENSES</b>	<b>69</b>	<b>60</b>
<b>NON-UCR OFFENSES</b>	<b>86</b>	<b>57</b>
<b>TOTAL</b>	<b>201</b>	<b>159</b>

PART II OFFENSES		
Offense	Jan-14	Jan-15
Other Assaults	8	14
Forgery/Counterfeiting	4	1
Fraud	3	4
Embezzlement	0	0
Stolen Property	3	0
Vandalism	12	10
Weapons	0	0
Prostitution	0	0
Sex Offenses	1	0
Drug Abuse	8	2
Gambling	0	0
Family Offenses	7	7
DUI	1	1
Liquor Laws	1	1
Drunkenness	3	1
Disorderly Conduct	4	0
All Other Offenses	14	19
Curfew/Loitering	0	0
Runaway	0	0
<b>PART II TOTALS</b>	<b>69</b>	<b>60</b>

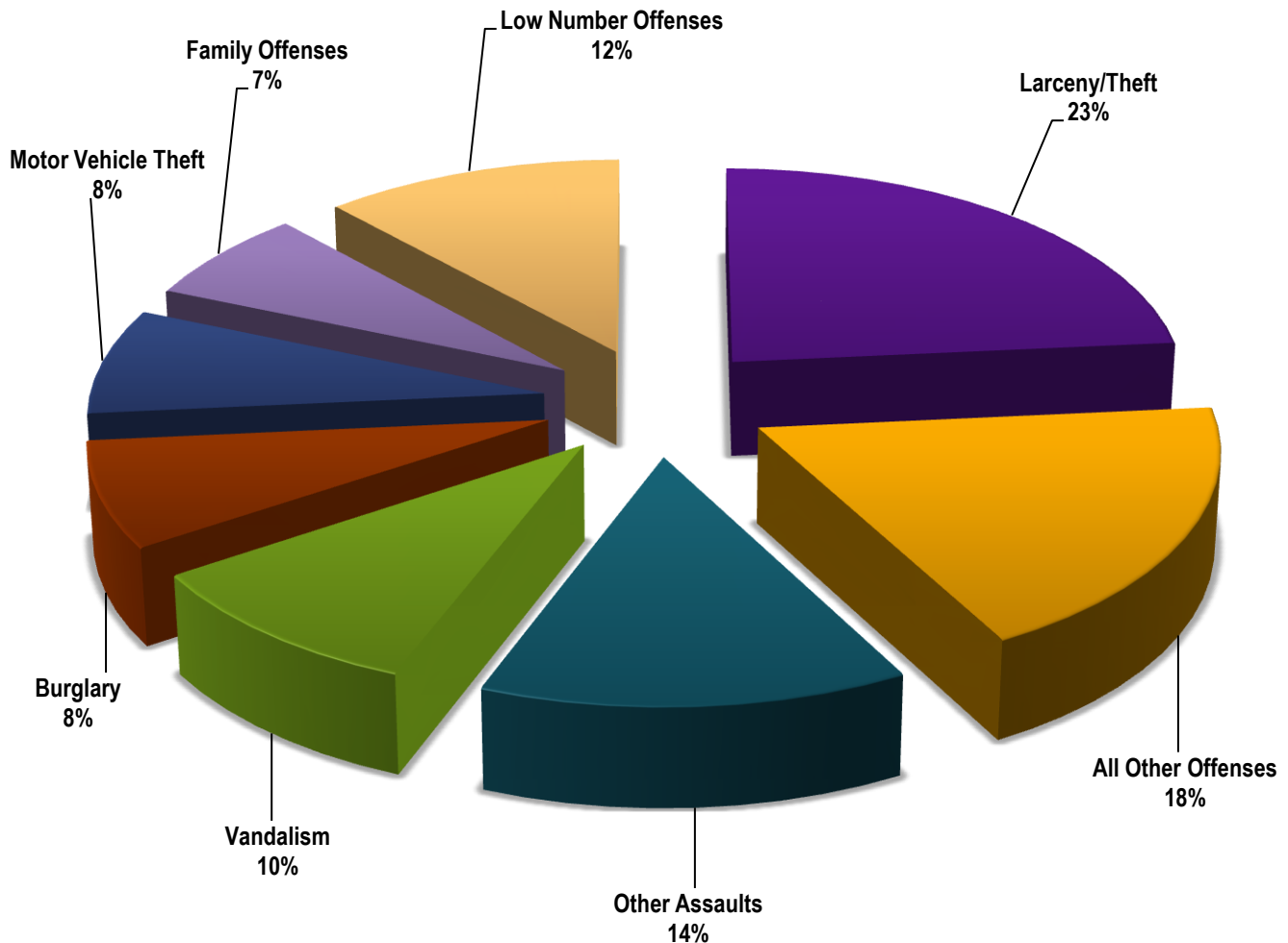
OTHER EVENT TOTALS		
Event Type	Jan-14	Jan-15
General Offense Reports	147	121
Street Checks	13	16
Traffic Citations	98	179
MD Citations	1	2
Jail Bookings	9	5
<b>TOTAL</b>	<b>268</b>	<b>323</b>

These figures represent preliminary counts of original Police Incident Reports. Full statistical analysis to determine the confidence level of this data has not been performed. The results contained herein are approximate in relation to the listed area and may not fully coincide with data shown in other areas of SLCPD's Crime Statistics page such as Calls for Service, Crimes Trending, and Crime Reports due to and reflective of departmental procedures that were in place at the time the event occurred and the date this data was compiled. Results displayed are not distinguished as attempted or completed crimes, do not include other calls for police service, and only represent police service where a report was made. Police Incident Reports are classified by primary offense categories as defined by the Uniform Crime Reporting (UCR) system. However, data is not subjected to any other standards set forth under UCR. Although every reasonable verification effort is made, the accuracy of any data is subject to the constraints of the report generation process as well as the manner, format, and point in time of any query.

Current As Of: 02/02/2015



## 2015 – Part I & II Offense Percentages



**\* 'Low Number Offenses' include Part I & II Offense Types under the amount of 12 from table on Page 1.**

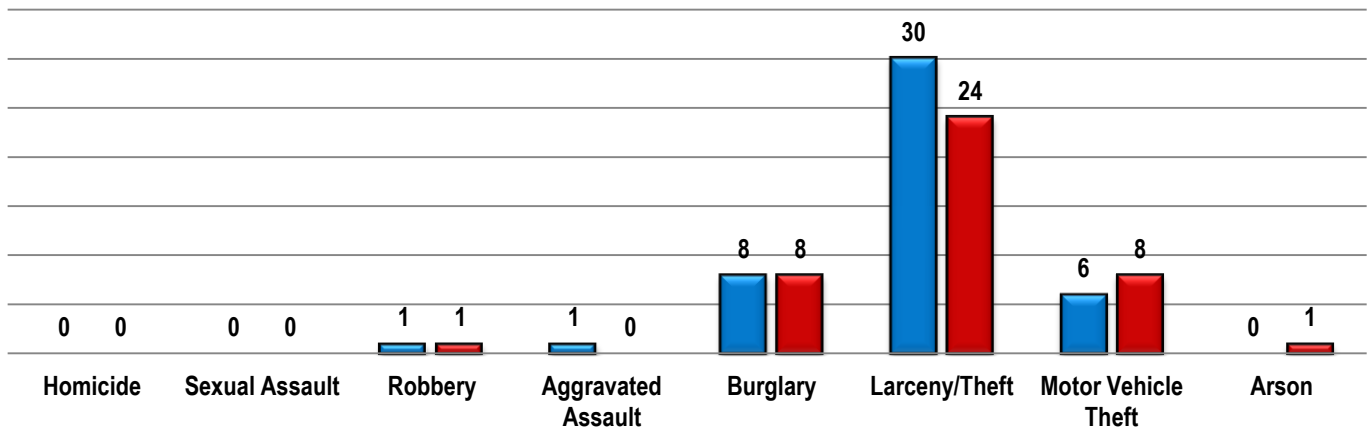
These figures represent preliminary counts of original Police Incident Reports. Full statistical analysis to determine the confidence level of this data has not been performed. The results contained herein are approximate in relation to the listed area and may not fully coincide with data shown in other areas of SLCPD's Crime Statistics page such as Calls for Service, Crimes Trending, and Crime Reports due to and reflective of departmental procedures that were in place at the time the event occurred and the date this data was compiled. Results displayed are not distinguished as attempted or completed crimes, do not include other calls for police service, and only represent police service where a report was made. Police Incident Reports are classified by primary offense categories as defined by the Uniform Crime Reporting (UCR) system. However, data is not subjected to any other standards set forth under UCR. Although every reasonable verification effort is made, the accuracy of any data is subject to the constraints of the report generation process as well as the manner, format, and point in time of any query.

Current As Of: 02/02/2015



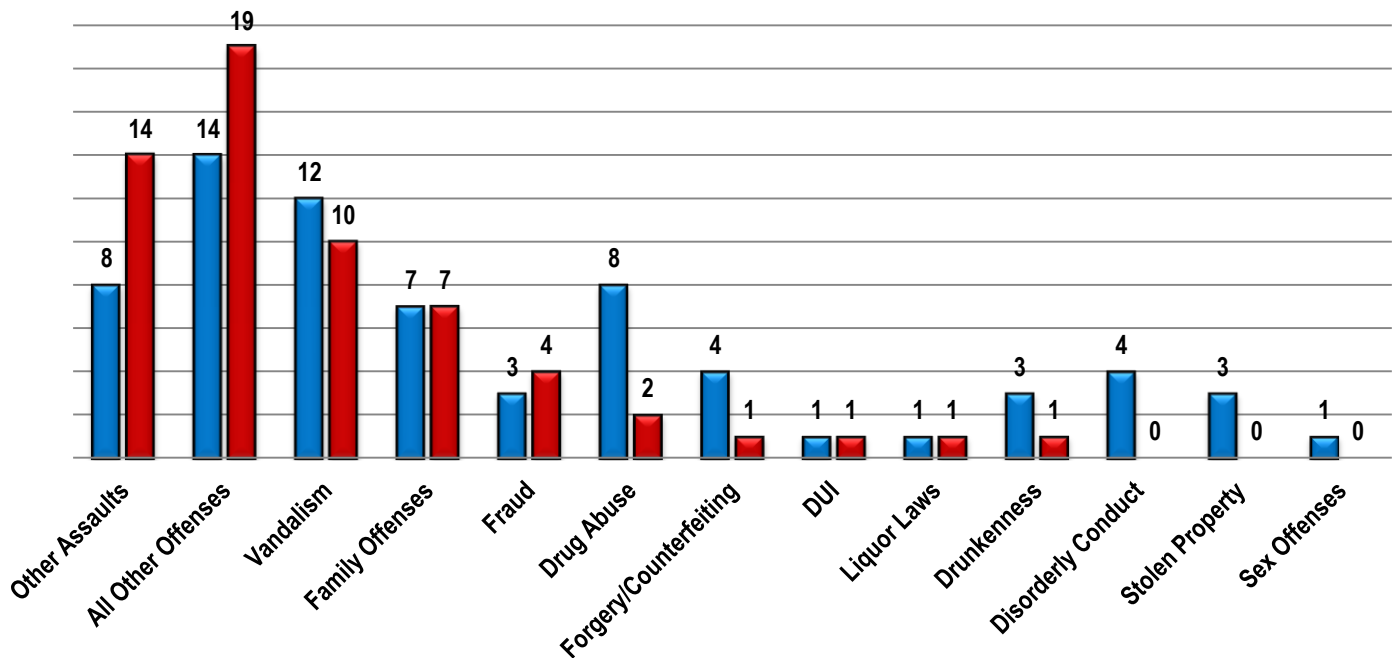
## PART I OFFENSES

■ Jan-14 ■ Jan-15



## PART II OFFENSES

■ Jan-14 ■ Jan-15



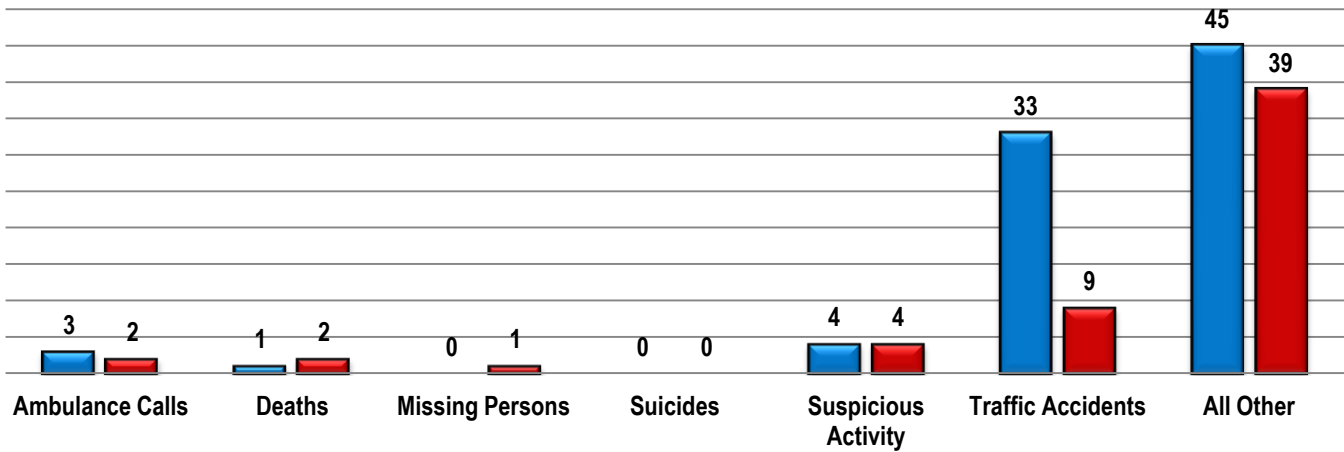
These figures represent preliminary counts of original Police Incident Reports. Full statistical analysis to determine the confidence level of this data has not been performed. The results contained herein are approximate in relation to the listed area and may not fully coincide with data shown in other areas of SLCPD's Crime Statistics page such as Calls for Service, Crimes Trending, and Crime Reports due to and reflective of departmental procedures that were in place at the time the event occurred and the date this data was compiled. Results displayed are not distinguished as attempted or completed crimes, do not include other calls for police service, and only represent police service where a report was made. Police Incident Reports are classified by primary offense categories as defined by the Uniform Crime Reporting (UCR) system. However, data is not subjected to any other standards set forth under UCR. Although every reasonable verification effort is made, the accuracy of any data is subject to the constraints of the report generation process as well as the manner, format, and point in time of any query.

Current As Of: 02/02/2015



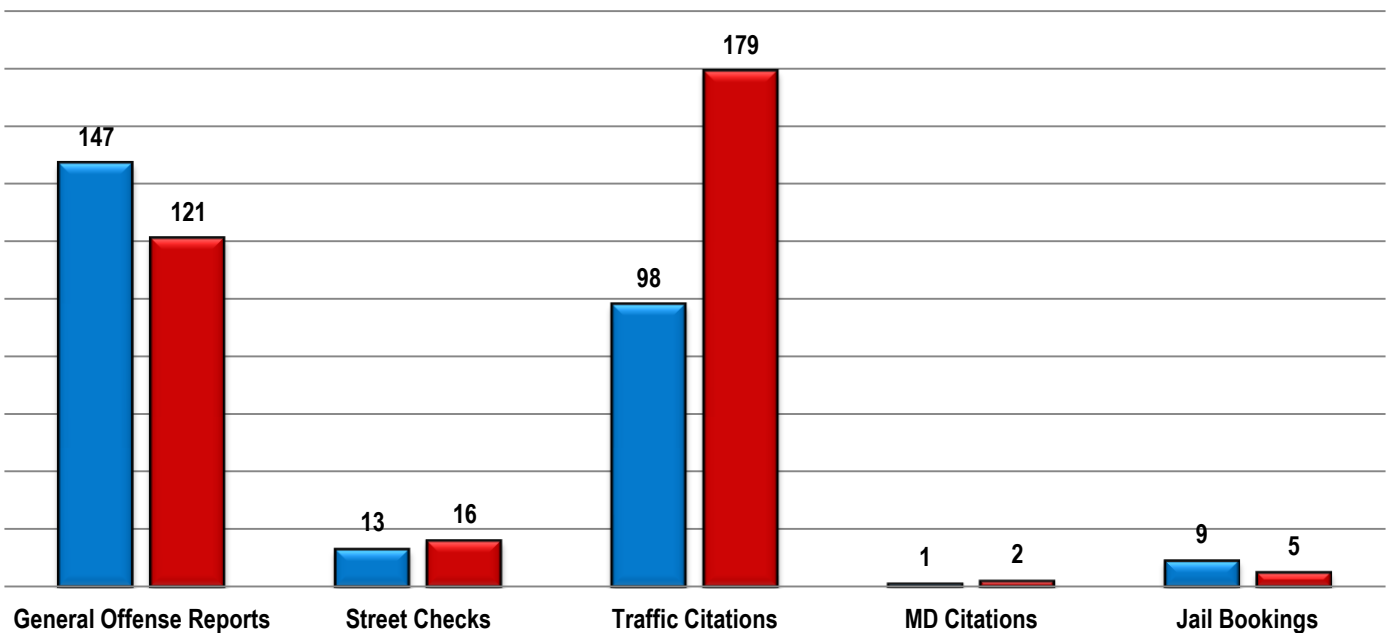
## NON-UCR OFFENSES

■ Jan-14 ■ Jan-15



## EVENT TOTALS

■ Jan-14 ■ Jan-15



These figures represent preliminary counts of original Police Incident Reports. Full statistical analysis to determine the confidence level of this data has not been performed. The results contained herein are approximate in relation to the listed area and may not fully coincide with data shown in other areas of SLCPD's Crime Statistics page such as Calls for Service, Crimes Trending, and Crime Reports due to and reflective of departmental procedures that were in place at the time the event occurred and the date this data was compiled. Results displayed are not distinguished as attempted or completed crimes, do not include other calls for police service, and only represent police service where a report was made. Police Incident Reports are classified by primary offense categories as defined by the Uniform Crime Reporting (UCR) system. However, data is not subjected to any other standards set forth under UCR. Although every reasonable verification effort is made, the accuracy of any data is subject to the constraints of the report generation process as well as the manner, format, and point in time of any query.

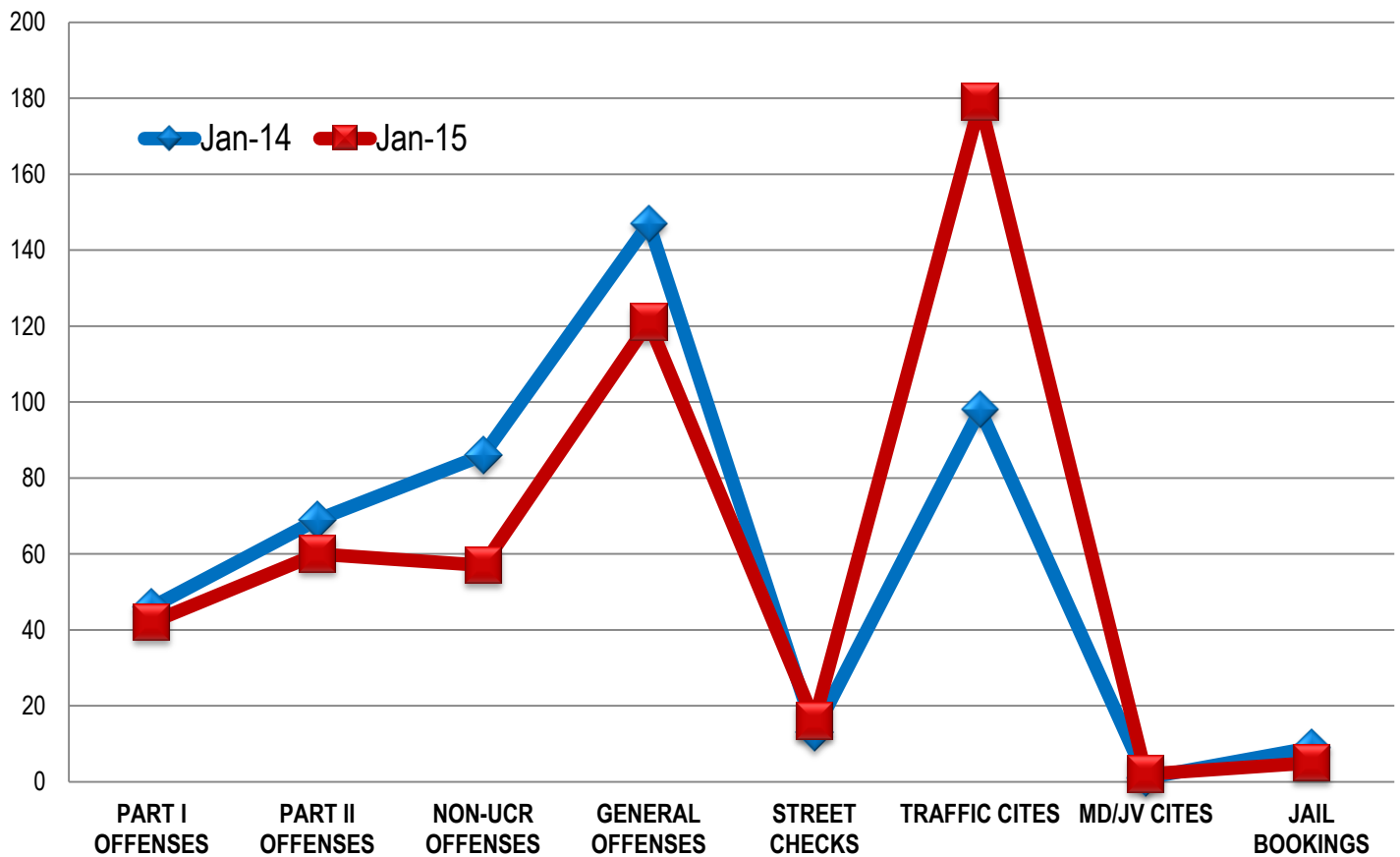
Current As Of: 02/02/2015



**DISTRICT 6**  
Monthly Offense Summary  
January 2015

Combined Offense/Event Trends

	Jan-14	Jan-15
<b>PART I OFFENSES</b>	46	42
<b>PART II OFFENSES</b>	69	60
<b>NON-UCR OFFENSES</b>	86	57
<b>GENERAL OFFENSES</b>	147	121
<b>STREET CHECKS</b>	13	16
<b>TRAFFIC CITATIONS</b>	98	179
<b>MD/JV CITATIONS</b>	1	2
<b>JAIL BOOKINGS</b>	9	5



These figures represent preliminary counts of original Police Incident Reports. Full statistical analysis to determine the confidence level of this data has not been performed. The results contained herein are approximate in relation to the listed area and may not fully coincide with data shown in other areas of SLCPD's Crime Statistics page such as Calls for Service, Crimes Trending, and Crime Reports due to and reflective of departmental procedures that were in place at the time the event occurred and the date this data was compiled. Results displayed are not distinguished as attempted or completed crimes, do not include other calls for police service, and only represent police service where a report was made. Police Incident Reports are classified by primary offense categories as defined by the Uniform Crime Reporting (UCR) system. However, data is not subjected to any other standards set forth under UCR. Although every reasonable verification effort is made, the accuracy of any data is subject to the constraints of the report generation process as well as the manner, format, and point in time of any query.

Current As Of: 02/02/2015



**DISTRICT 6**  
Monthly Offense Summary  
February 2015

PART I OFFENSES		
Offense	Feb-14	Feb-15
Homicide	0	0
Sexual Assault	0	0
Robbery	3	0
Aggravated Assault	0	2
Burglary	15	11
Larceny/Theft	41	35
Motor Vehicle Theft	9	6
Arson	0	0
<b>PART I TOTALS</b>	<b>68</b>	<b>54</b>

NON-UCR OFFENSES		
Offense	Feb-14	Feb-15
Ambulance Calls	3	3
Deaths	2	0
Missing Persons	0	0
Suicides	0	1
Suspicious Activity	6	4
Traffic Accidents	19	21
All Other	42	46
<b>NON-UCR TOTALS</b>	<b>72</b>	<b>75</b>

ALL OFFENSE TOTALS		
Offense Type	Feb-14	Feb-15
<b>PART I OFFENSES</b>	<b>68</b>	<b>54</b>
<b>PART II OFFENSES</b>	<b>82</b>	<b>55</b>
<b>NON-UCR OFFENSES</b>	<b>72</b>	<b>75</b>
<b>TOTAL</b>	<b>222</b>	<b>184</b>

PART II OFFENSES		
Offense	Feb-14	Feb-15
Other Assaults	4	5
Forgery/Counterfeiting	5	1
Fraud	15	13
Embezzlement	0	0
Stolen Property	0	0
Vandalism	21	6
Weapons	1	1
Prostitution	0	0
Sex Offenses	1	1
Drug Abuse	10	2
Gambling	0	0
Family Offenses	7	6
DUI	0	2
Liquor Laws	0	1
Drunkenness	1	1
Disorderly Conduct	0	0
All Other Offenses	16	16
Curfew/Loitering	0	0
Runaway	1	0
<b>PART II TOTALS</b>	<b>82</b>	<b>55</b>

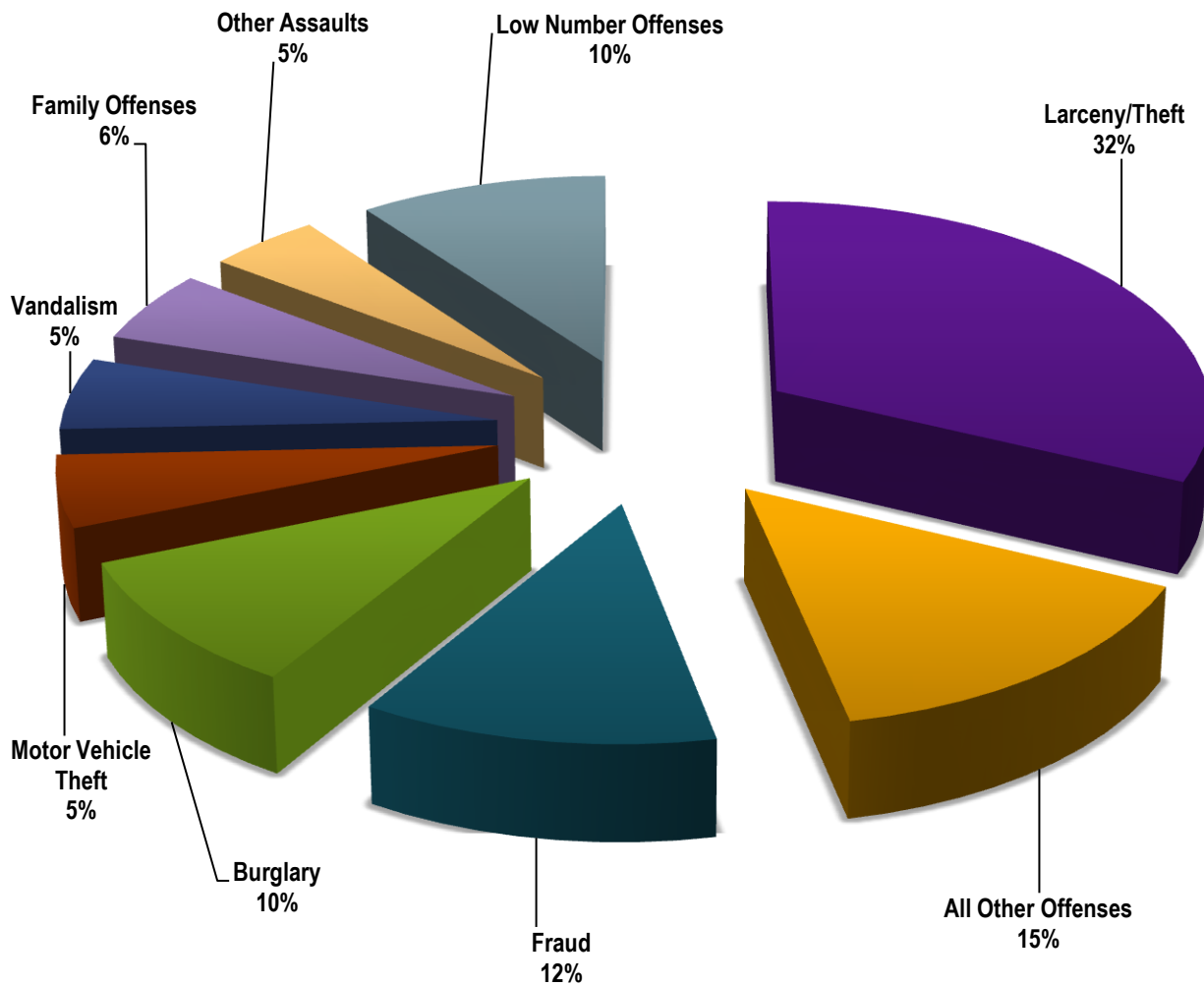
OTHER EVENT TOTALS		
Event Type	Feb-14	Feb-15
General Offense Reports	178	152
Street Checks	5	9
Traffic Citations	81	193
MD Citations	3	3
Jail Bookings	10	4
<b>TOTAL</b>	<b>277</b>	<b>361</b>

These figures represent preliminary counts of original Police Incident Reports. Full statistical analysis to determine the confidence level of this data has not been performed. The results contained herein are approximate in relation to the listed area and may not fully coincide with data shown in other areas of SLCPD's Crime Statistics page such as Calls for Service, Crimes Trending, and Crime Reports due to and reflective of departmental procedures that were in place at the time the event occurred and the date this data was compiled. Results displayed are not distinguished as attempted or completed crimes, do not include other calls for police service, and only represent police service where a report was made. Police Incident Reports are classified by primary offense categories as defined by the Uniform Crime Reporting (UCR) system. However, data is not subjected to any other standards set forth under UCR. Although every reasonable verification effort is made, the accuracy of any data is subject to the constraints of the report generation process as well as the manner, format, and point in time of any query.

Current As Of: 03/03/2015



## 2015 – Part I & II Offense Percentages



**\* 'Low Number Offenses' include Part I & II Offense Types under the amount of 5 from table on Page 1.**

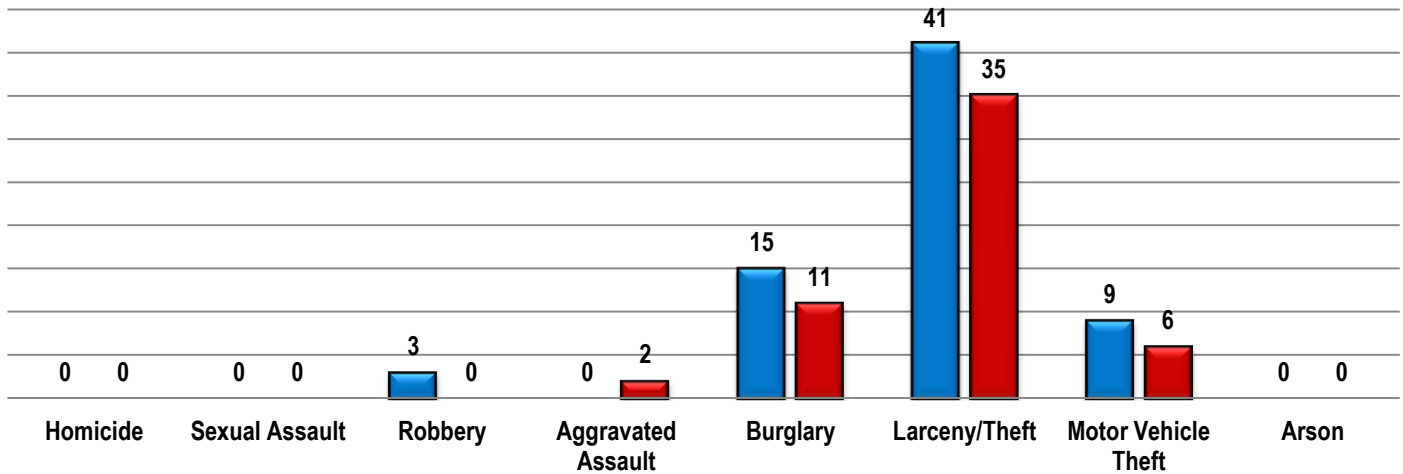
These figures represent preliminary counts of original Police Incident Reports. Full statistical analysis to determine the confidence level of this data has not been performed. The results contained herein are approximate in relation to the listed area and may not fully coincide with data shown in other areas of SLCPD's Crime Statistics page such as Calls for Service, Crimes Trending, and Crime Reports due to and reflective of departmental procedures that were in place at the time the event occurred and the date this data was compiled. Results displayed are not distinguished as attempted or completed crimes, do not include other calls for police service, and only represent police service where a report was made. Police Incident Reports are classified by primary offense categories as defined by the Uniform Crime Reporting (UCR) system. However, data is not subjected to any other standards set forth under UCR. Although every reasonable verification effort is made, the accuracy of any data is subject to the constraints of the report generation process as well as the manner, format, and point in time of any query.

Current As Of: 03/03/2015



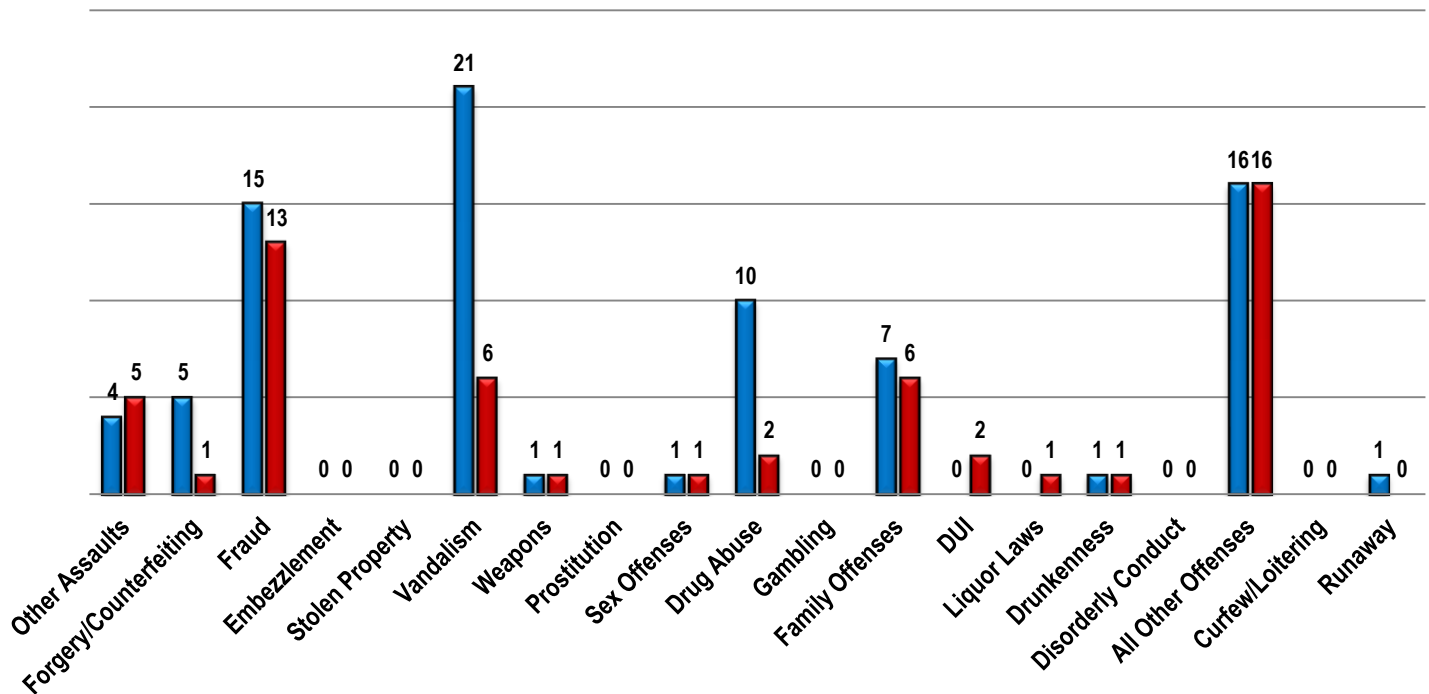
## PART I OFFENSES

■ Feb-14 ■ Feb-15



## PART II OFFENSES

■ Feb-14 ■ Feb-15



These figures represent preliminary counts of original Police Incident Reports. Full statistical analysis to determine the confidence level of this data has not been performed. The results contained herein are approximate in relation to the listed area and may not fully coincide with data shown in other areas of SLCPD's Crime Statistics page such as Calls for Service, Crimes Trending, and Crime Reports due to and reflective of departmental procedures that were in place at the time the event occurred and the date this data was compiled. Results displayed are not distinguished as attempted or completed crimes, do not include other calls for police service, and only represent police service where a report was made. Police Incident Reports are classified by primary offense categories as defined by the Uniform Crime Reporting (UCR) system. However, data is not subjected to any other standards set forth under UCR. Although every reasonable verification effort is made, the accuracy of any data is subject to the constraints of the report generation process as well as the manner, format, and point in time of any query.

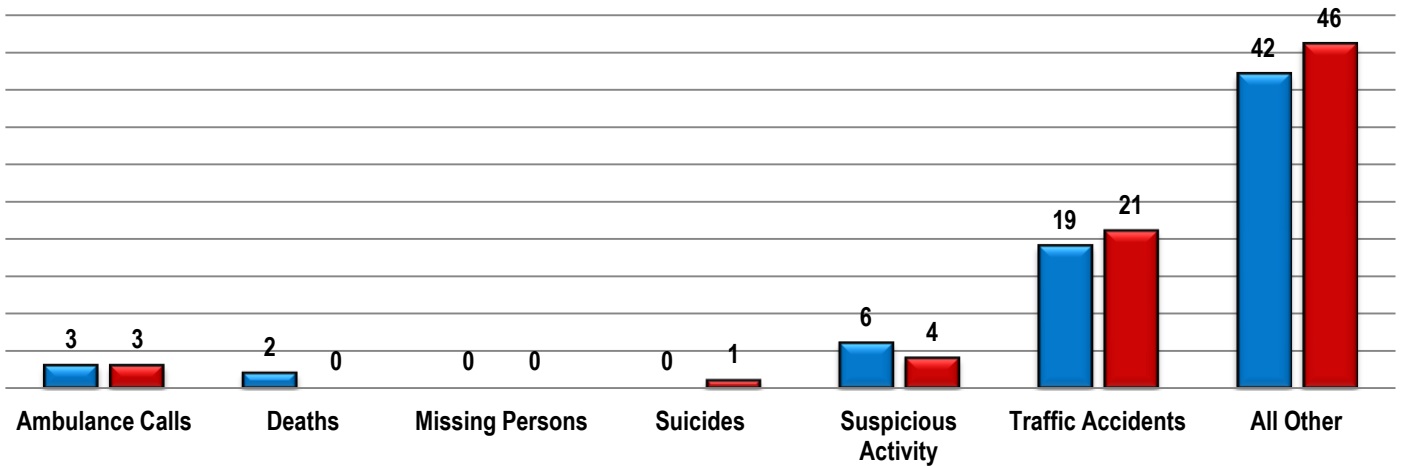
Current As Of: 03/03/2015





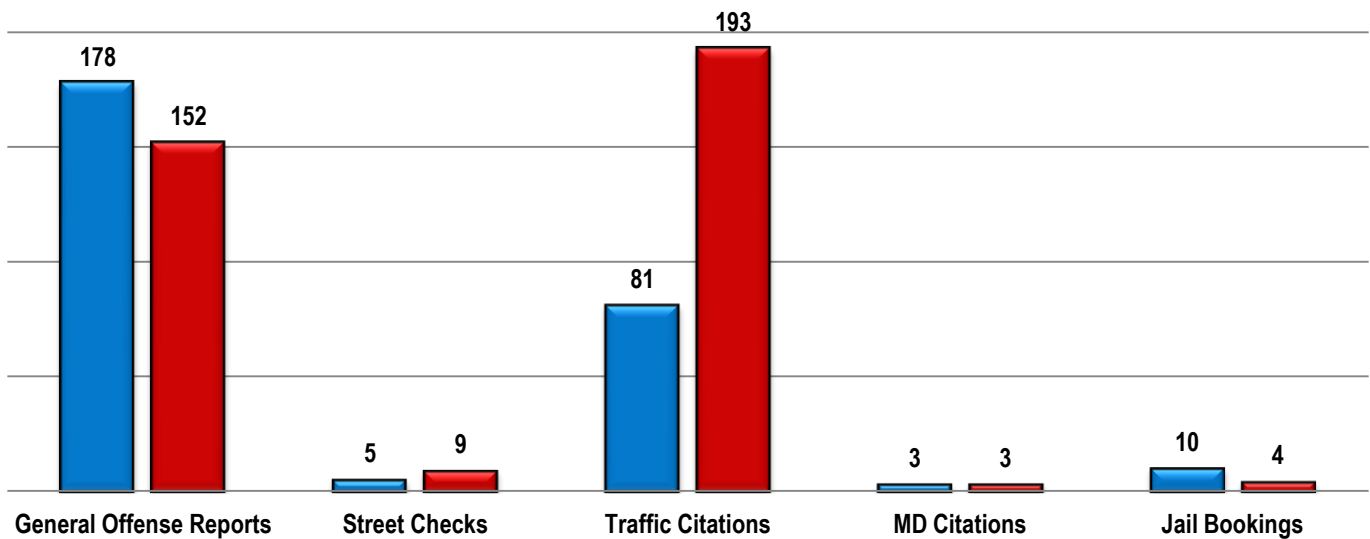
## NON-UCR OFFENSES

■ Feb-14 ■ Feb-15



## OTHER EVENT TOTALS

■ Feb-14 ■ Feb-15



These figures represent preliminary counts of original Police Incident Reports. Full statistical analysis to determine the confidence level of this data has not been performed. The results contained herein are approximate in relation to the listed area and may not fully coincide with data shown in other areas of SLCPD's Crime Statistics page such as Calls for Service, Crimes Trending, and Crime Reports due to and reflective of departmental procedures that were in place at the time the event occurred and the date this data was compiled. Results displayed are not distinguished as attempted or completed crimes, do not include other calls for police service, and only represent police service where a report was made. Police Incident Reports are classified by primary offense categories as defined by the Uniform Crime Reporting (UCR) system. However, data is not subjected to any other standards set forth under UCR. Although every reasonable verification effort is made, the accuracy of any data is subject to the constraints of the report generation process as well as the manner, format, and point in time of any query.

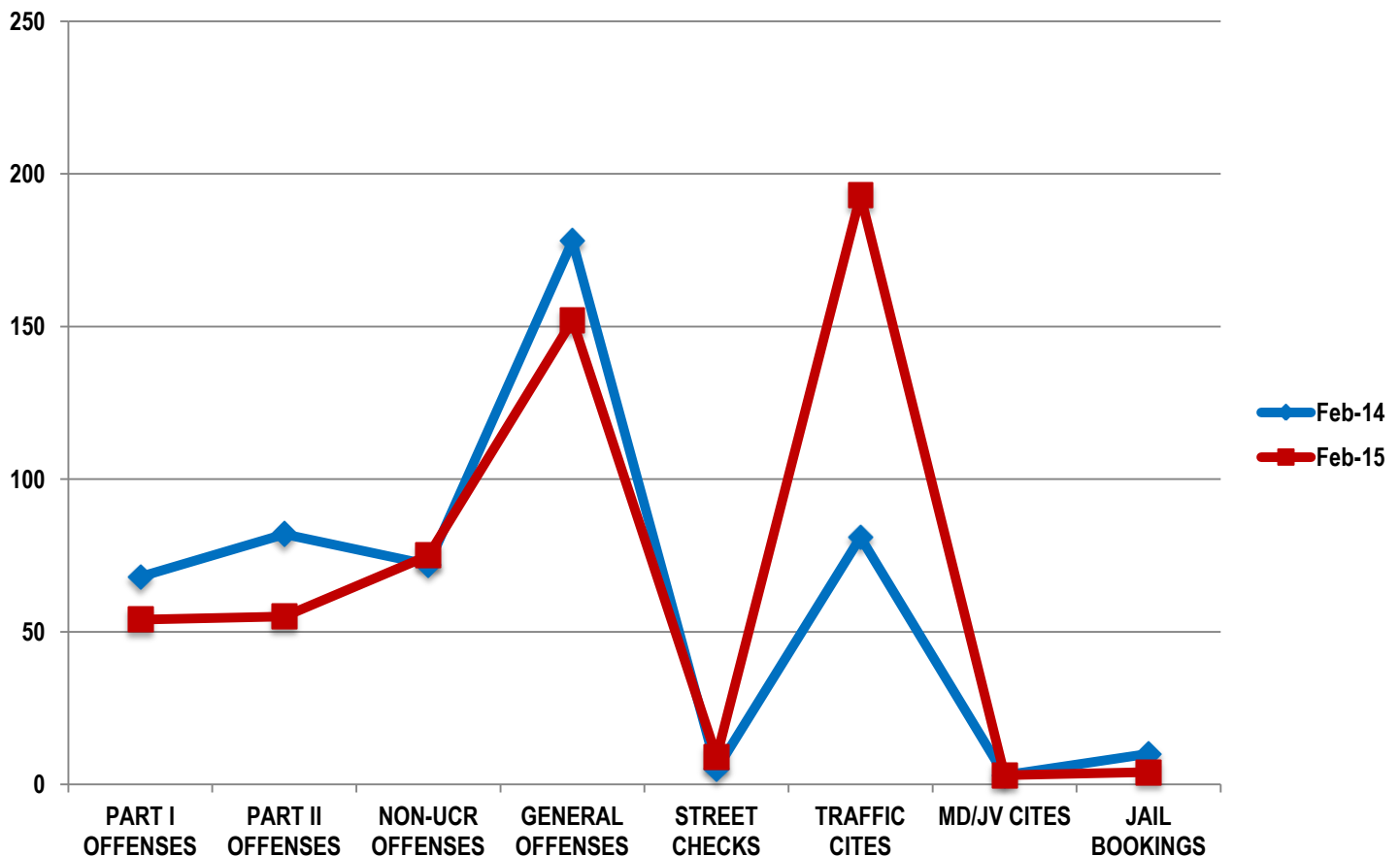
Current As Of: 03/03/2015



**DISTRICT 6**  
Monthly Offense Summary  
February 2015

Combined Offense/Event Trends

	Feb-14	Feb-15
<b>PART I OFFENSES</b>	68	54
<b>PART II OFFENSES</b>	82	55
<b>NON-UCR OFFENSES</b>	72	75
<b>GENERAL OFFENSES</b>	178	152
<b>STREET CHECKS</b>	5	9
<b>TRAFFIC CITES</b>	81	193
<b>MD/JV CITES</b>	3	3
<b>JAIL BOOKINGS</b>	10	4



These figures represent preliminary counts of original Police Incident Reports. Full statistical analysis to determine the confidence level of this data has not been performed. The results contained herein are approximate in relation to the listed area and may not fully coincide with data shown in other areas of SLCPD's Crime Statistics page such as Calls for Service, Crimes Trending, and Crime Reports due to and reflective of departmental procedures that were in place at the time the event occurred and the date this data was compiled. Results displayed are not distinguished as attempted or completed crimes, do not include other calls for police service, and only represent police service where a report was made. Police Incident Reports are classified by primary offense categories as defined by the Uniform Crime Reporting (UCR) system. However, data is not subjected to any other standards set forth under UCR. Although every reasonable verification effort is made, the accuracy of any data is subject to the constraints of the report generation process as well as the manner, format, and point in time of any query.

Current As Of: 03/03/2015



**DISTRICT 6**  
Monthly Offense Summary  
March 2015

PART I OFFENSES		
Offense	Mar-14	Mar-15
Homicide	0	0
Sexual Assault	0	0
Robbery	0	0
Aggravated Assault	0	0
Burglary	4	7
Larceny/Theft	34	31
Motor Vehicle Theft	4	9
Arson	0	0
<b>PART I TOTALS</b>	<b>42</b>	<b>47</b>

NON-UCR OFFENSES		
Offense	Mar-14	Mar-15
Ambulance Calls	0	3
Deaths	1	2
Missing Persons	1	0
Suicides	0	0
Suspicious Activity	3	4
Traffic Accidents	22	31
All Other	45	33
<b>NON-UCR TOTALS</b>	<b>72</b>	<b>73</b>

ALL OFFENSE TOTALS		
Offense Type	Mar-14	Mar-15
<b>PART I OFFENSES</b>	<b>42</b>	<b>47</b>
<b>PART II OFFENSES</b>	<b>94</b>	<b>74</b>
<b>NON-UCR OFFENSES</b>	<b>72</b>	<b>73</b>
<b>TOTAL</b>	<b>208</b>	<b>194</b>

PART II OFFENSES		
Offense	Mar-14	Mar-15
Other Assaults	7	6
Forgery/Counterfeiting	1	0
Fraud	7	15
Embezzlement	0	0
Stolen Property	0	2
Vandalism	30	12
Weapons	0	1
Prostitution	0	0
Sex Offenses	3	0
Drug Abuse	8	8
Gambling	0	0
Family Offenses	7	7
DUI	1	2
Liquor Laws	2	0
Drunkenness	2	1
Disorderly Conduct	1	1
All Other Offenses	24	16
Curfew/Loitering	0	0
Runaway	1	3
<b>PART II TOTALS</b>	<b>94</b>	<b>74</b>

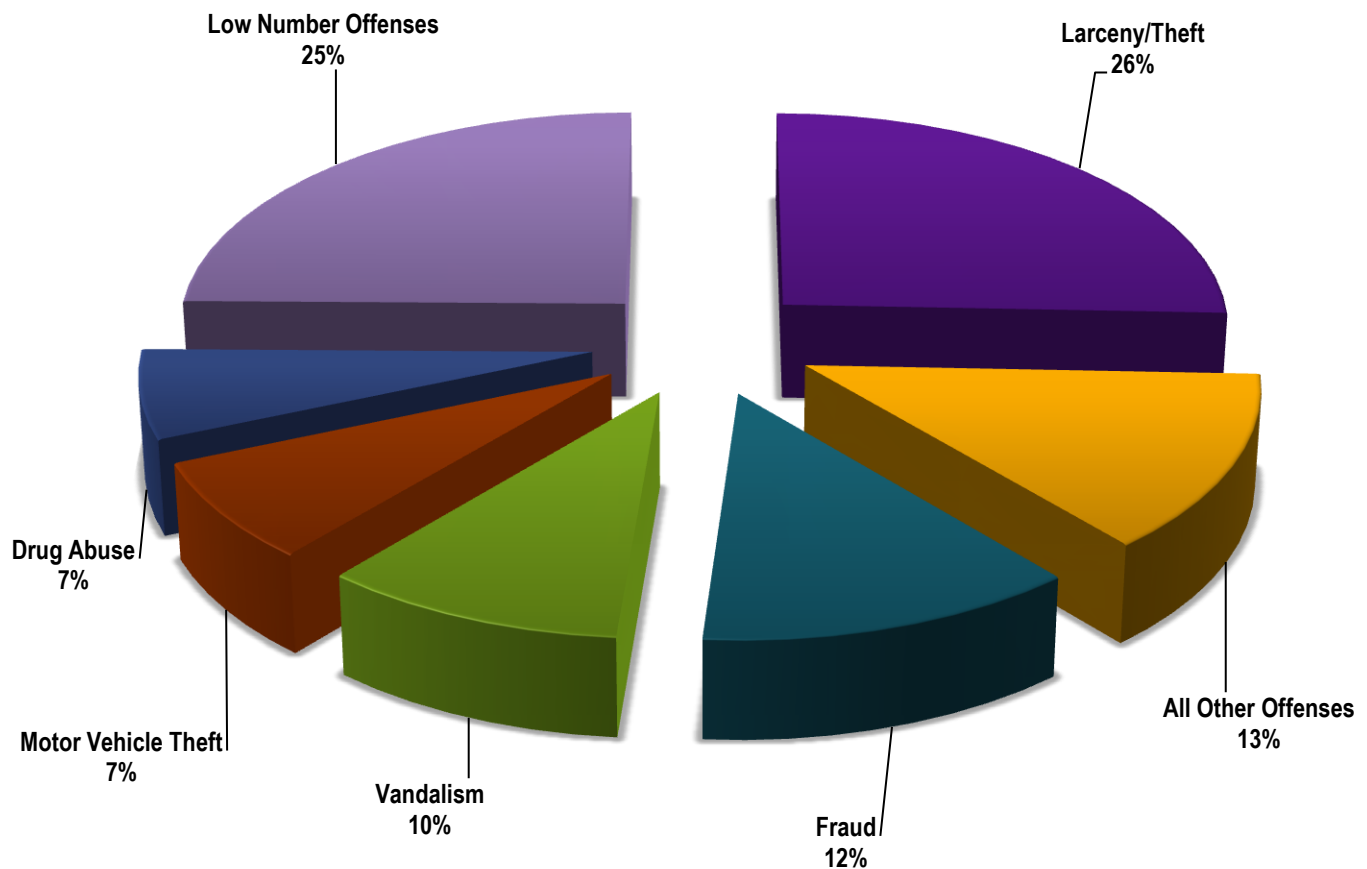
OTHER EVENT TOTALS		
Event Type	Mar-14	Mar-15
General Offense Reports	164	158
Street Checks	12	8
Traffic Citations	122	225
MD Citations	1	1
Jail Bookings	6	7
<b>TOTAL</b>	<b>305</b>	<b>399</b>

These figures represent preliminary counts of original Police Incident Reports. Full statistical analysis to determine the confidence level of this data has not been performed. The results contained herein are approximate in relation to the listed area and may not fully coincide with data shown in other areas of SLCPD's Crime Statistics page such as Calls for Service, Crimes Trending, and Crime Reports due to and reflective of departmental procedures that were in place at the time the event occurred and the date this data was compiled. Results displayed are not distinguished as attempted or completed crimes, do not include other calls for police service, and only represent police service where a report was made. Police Incident Reports are classified by primary offense categories as defined by the Uniform Crime Reporting (UCR) system. However, data is not subjected to any other standards set forth under UCR. Although every reasonable verification effort is made, the accuracy of any data is subject to the constraints of the report generation process as well as the manner, format, and point in time of any query.

Current As Of: 04/01/2015



## 2015 – Part I & II Offense Percentages



**\* 'Low Number Offenses' include Part I & II Offense Types under the amount of 8 from table on Page 1.**

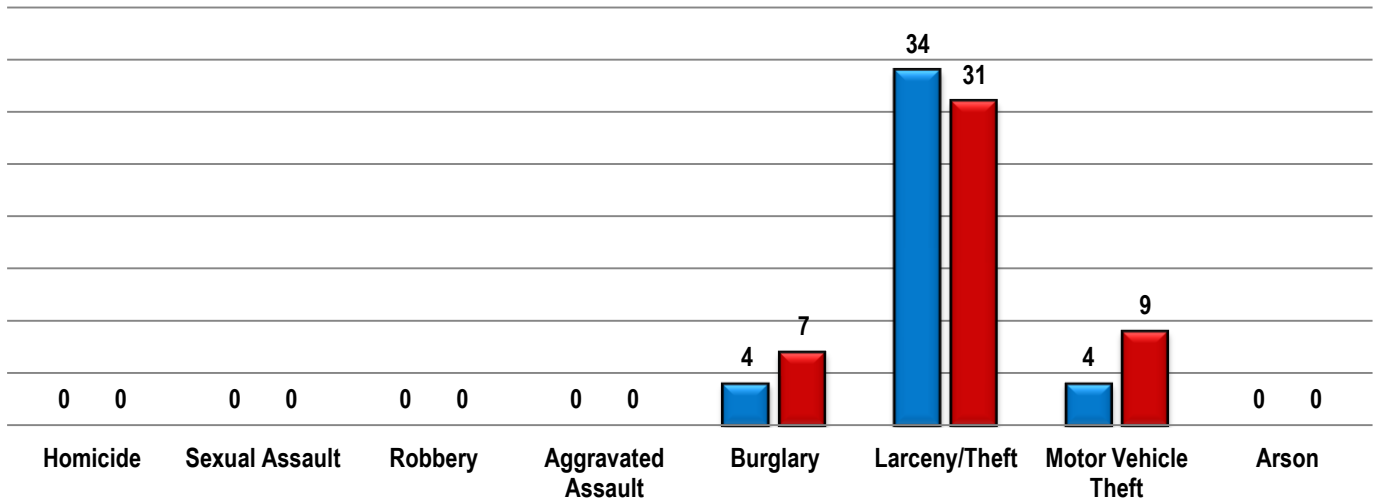
These figures represent preliminary counts of original Police Incident Reports. Full statistical analysis to determine the confidence level of this data has not been performed. The results contained herein are approximate in relation to the listed area and may not fully coincide with data shown in other areas of SLCPD's Crime Statistics page such as Calls for Service, Crimes Trending, and Crime Reports due to and reflective of departmental procedures that were in place at the time the event occurred and the date this data was compiled. Results displayed are not distinguished as attempted or completed crimes, do not include other calls for police service, and only represent police service where a report was made. Police Incident Reports are classified by primary offense categories as defined by the Uniform Crime Reporting (UCR) system. However, data is not subjected to any other standards set forth under UCR. Although every reasonable verification effort is made, the accuracy of any data is subject to the constraints of the report generation process as well as the manner, format, and point in time of any query.

Current As Of: 04/01/2015



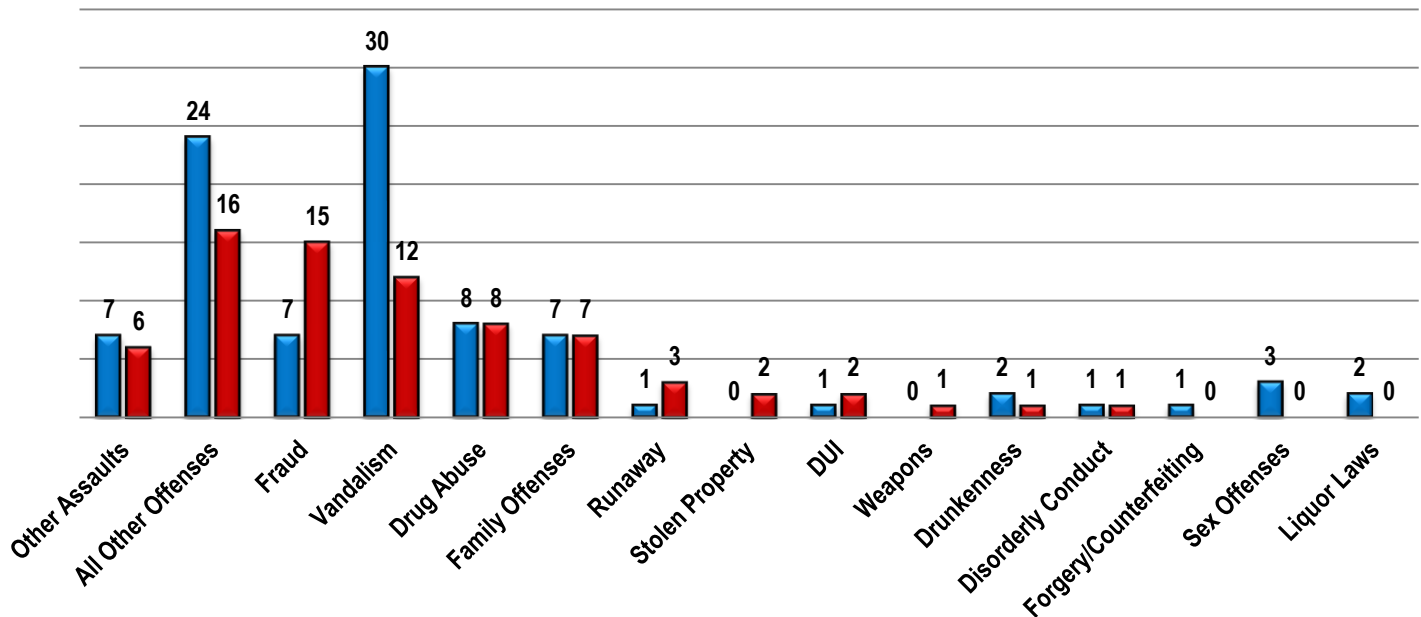
## PART I OFFENSES

■ Mar-14 ■ Mar-15



## PART II OFFENSES

■ Mar-14 ■ Mar-15



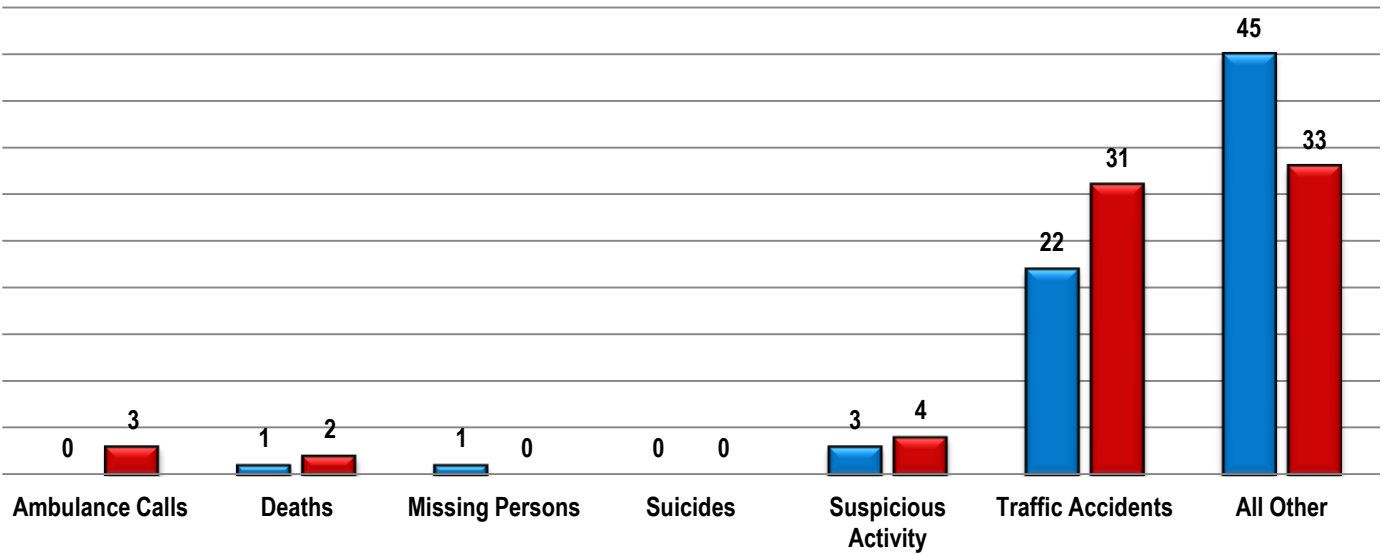
These figures represent preliminary counts of original Police Incident Reports. Full statistical analysis to determine the confidence level of this data has not been performed. The results contained herein are approximate in relation to the listed area and may not fully coincide with data shown in other areas of SLCPD's Crime Statistics page such as Calls for Service, Crimes Trending, and Crime Reports due to and reflective of departmental procedures that were in place at the time the event occurred and the date this data was compiled. Results displayed are not distinguished as attempted or completed crimes, do not include other calls for police service, and only represent police service where a report was made. Police Incident Reports are classified by primary offense categories as defined by the Uniform Crime Reporting (UCR) system. However, data is not subjected to any other standards set forth under UCR. Although every reasonable verification effort is made, the accuracy of any data is subject to the constraints of the report generation process as well as the manner, format, and point in time of any query.

Current As Of: 04/01/2015



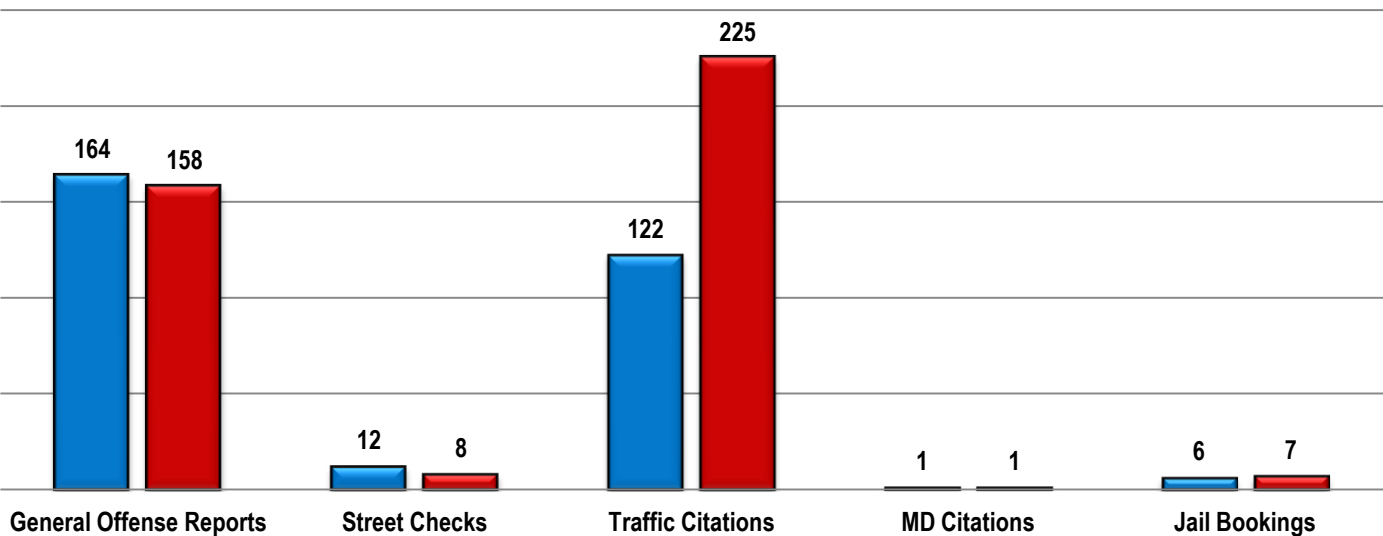
## NON-UCR OFFENSES

■ Mar-14 ■ Mar-15



## EVENT TOTALS

■ Mar-14 ■ Mar-15



These figures represent preliminary counts of original Police Incident Reports. Full statistical analysis to determine the confidence level of this data has not been performed. The results contained herein are approximate in relation to the listed area and may not fully coincide with data shown in other areas of SLCPD's Crime Statistics page such as Calls for Service, Crimes Trending, and Crime Reports due to and reflective of departmental procedures that were in place at the time the event occurred and the date this data was compiled. Results displayed are not distinguished as attempted or completed crimes, do not include other calls for police service, and only represent police service where a report was made. Police Incident Reports are classified by primary offense categories as defined by the Uniform Crime Reporting (UCR) system. However, data is not subjected to any other standards set forth under UCR. Although every reasonable verification effort is made, the accuracy of any data is subject to the constraints of the report generation process as well as the manner, format, and point in time of any query.

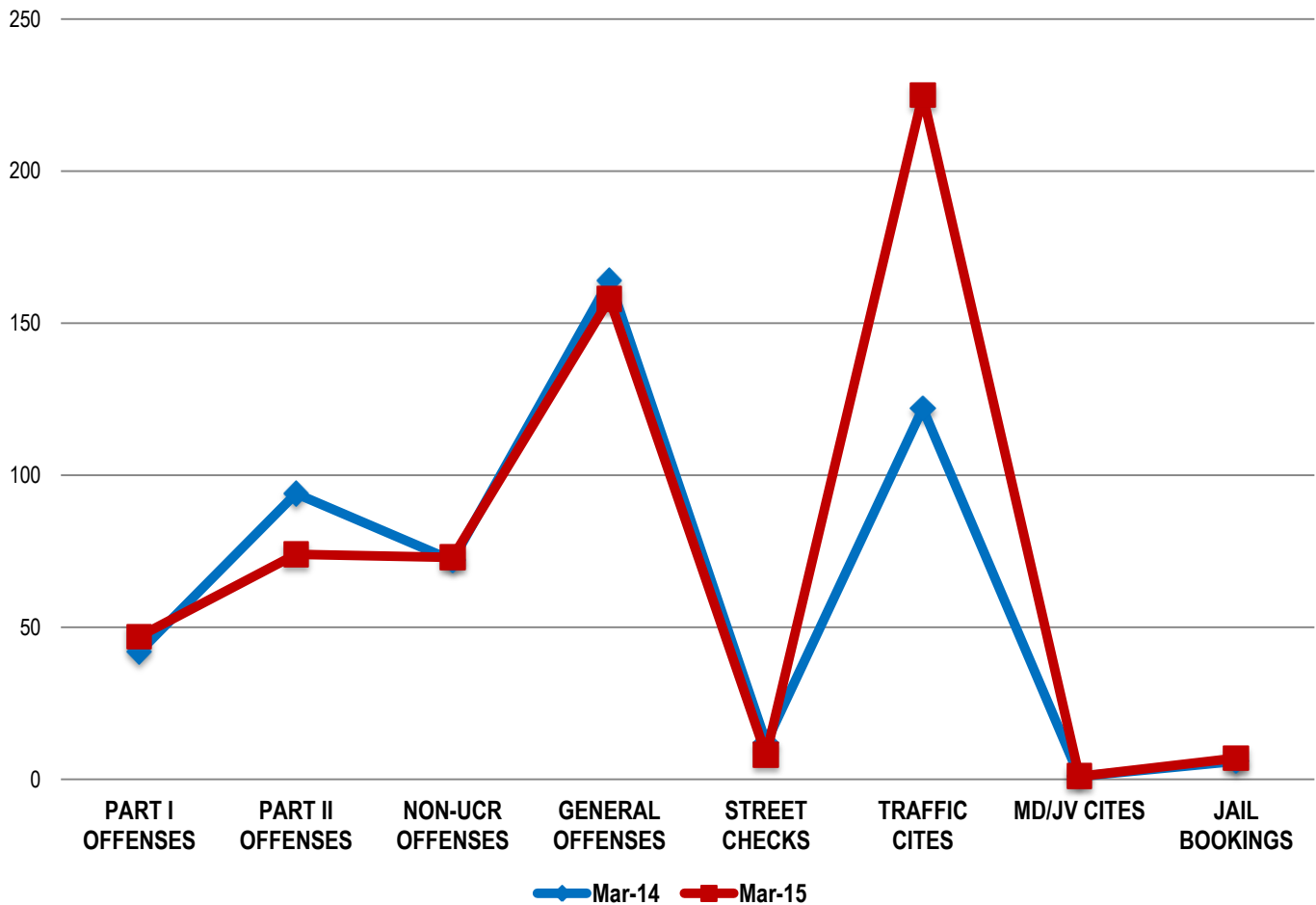
Current As Of: 04/01/2015



**DISTRICT 6**  
Monthly Offense Summary  
March 2015

Combined Offense/Event Trends

	MAR-14	MAR-15
<b>PART I</b>	42	47
<b>PART II</b>	94	74
<b>NON-UCR OFFENSES</b>	72	73
<b>GENERAL OFFENSES</b>	164	158
<b>STREET CHECKS</b>	12	8
<b>TRAFFIC CITATIONS</b>	122	225
<b>MD/JV CITATIONS</b>	1	1
<b>JAIL BOOKINGS</b>	6	7



These figures represent preliminary counts of original Police Incident Reports. Full statistical analysis to determine the confidence level of this data has not been performed. The results contained herein are approximate in relation to the listed area and may not fully coincide with data shown in other areas of SLCPD's Crime Statistics page such as Calls for Service, Crimes Trending, and Crime Reports due to and reflective of departmental procedures that were in place at the time the event occurred and the date this data was compiled. Results displayed are not distinguished as attempted or completed crimes, do not include other calls for police service, and only represent police service where a report was made. Police Incident Reports are classified by primary offense categories as defined by the Uniform Crime Reporting (UCR) system. However, data is not subjected to any other standards set forth under UCR. Although every reasonable verification effort is made, the accuracy of any data is subject to the constraints of the report generation process as well as the manner, format, and point in time of any query.

Current As Of: 04/01/2015





## CITY COUNCIL DISTRICT #6

### MONTHLY OFFENSE SUMMARY

**APRIL 2015**

These figures represent preliminary counts of original Police Incident Reports. Full statistical analysis to determine the confidence level of this data has not been performed. The results contained herein are approximate in relation to the listed area and may not fully coincide with data shown in other areas of SLCPD's Crime Statistics page such as Calls for Service, Crimes Trending, and Crime Reports due to and reflective of departmental procedures that were in place at the time the event occurred and the date this data was compiled. Results displayed are not distinguished as attempted or completed crimes, do not include other calls for police service, and only represent police service where a report was made. Police Incident Reports are classified by primary offense categories as defined by the Uniform Crime Reporting (UCR) system. However, data is not subjected to any other standards set forth under UCR. Although every reasonable verification effort is made, the accuracy of any data is subject to the constraints of the report generation process as well as the manner, format, and point in time of any query.

---

<b>PART I OFFENSES:</b>	Chosen by the FBI as Part I Offenses because they are serious crimes that occur with regularity in all areas of the country and are likely to be reported to Police.
<b>PART II OFFENSES:</b>	All other crimes other than the eight Part I Offenses. The Uniform Crime Reporting Program gathers only arrest data for Part II Offenses, however, SLCPD results displayed in this document display all Part II Offenses, regardless of the presence of arrest data.
<b>ALL OTHER OFFENSES:</b>	Under the Part II Offense section, 'All Other Offenses' include Peeping Tom, Trespass, Kidnap/Abduction, Pornography, Extortion/Blackmail, Bribery, Warrants, Sexual Offenses, Obstruction, Public Peace, and Hit & Run.
<b>NON-UCR OFFENSES:</b>	Non-UCR Offenses include reports for all other offenses not classified as a Part I or Part II Offense. Results displayed separate some of these offenses such as Ambulance Calls, Deaths, Missing Persons, Suicides, Suspicious Activity, and Traffic Accidents.
<b>ALL OTHER NON-UCR:</b>	Under the Non-UCR category, 'All Other' include the remainder of offenses not classified as Part I or Part II and not separated from the Non-UCR Offenses. These include things such as Loud Parties, Barking Dogs, Mentally Ill Subjects, Citizen Assistance, etc.
<b>LOW NUMBER OFFENSES:</b>	On page two, in the interest of space and allowing for easier viewing, the category titled 'Low Number Offenses' include Part I and Part II Offenses from page one that have totals under the amount of 15.



**DISTRICT 6**  
Monthly Offense Summary  
April 2015

PART I OFFENSES		
Offense	Apr-14	Apr-15
Homicide	0	0
Sexual Assault	0	0
Robbery	1	1
Aggravated Assault	0	0
Burglary	4	15
Larceny/Theft	35	28
Motor Vehicle Theft	0	11
Arson	0	0
<b>PART I TOTALS</b>	<b>40</b>	<b>55</b>

NON-UCR OFFENSES		
Offense	Apr-14	Apr-15
Ambulance Calls	3	0
Deaths	0	2
Missing Persons	1	1
Suicides	0	1
Suspicious Activity	5	0
Traffic Accidents	11	33
All Other	50	44
<b>NON-UCR TOTALS</b>	<b>70</b>	<b>81</b>

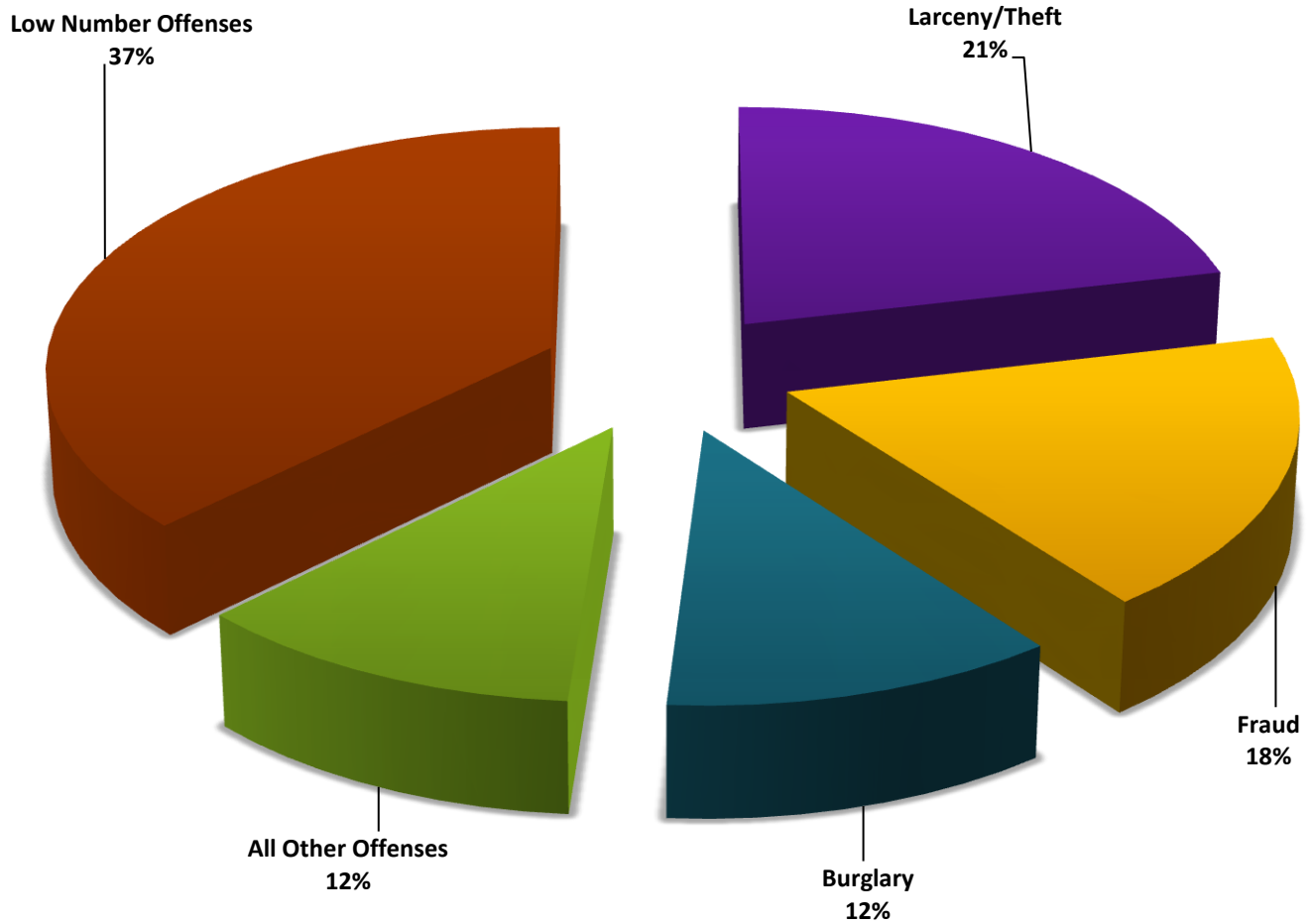
ALL OFFENSE TOTALS		
Offense Type	Apr-14	Apr-15
<b>PART I OFFENSES</b>	<b>40</b>	<b>55</b>
<b>PART II OFFENSES</b>	<b>72</b>	<b>76</b>
<b>NON-UCR OFFENSES</b>	<b>70</b>	<b>81</b>
<b>TOTAL</b>	<b>182</b>	<b>212</b>

PART II OFFENSES		
Offense	Apr-14	Apr-15
Other Assaults	8	0
Forgery/Counterfeiting	2	1
Fraud	5	24
Embezzlement	0	0
Stolen Property	0	1
Vandalism	24	14
Weapons	1	0
Prostitution	0	1
Sex Offenses	1	1
Drug Abuse	3	6
Gambling	0	0
Family Offenses	3	5
DUI	4	1
Liquor Laws	0	1
Drunkenness	2	2
Disorderly Conduct	3	2
All Other Offenses	16	15
Curfew/Loitering	0	0
Runaway	0	2
<b>PART II TOTALS</b>	<b>72</b>	<b>76</b>

OTHER EVENT TOTALS		
Event Type	Apr-14	Apr-15
Reports Generated	146	173
Street Checks	5	5
Traffic Citations	48	133
Misdemeanor Citations	4	4
Jail Bookings	4	3
<b>TOTAL</b>	<b>207</b>	<b>318</b>

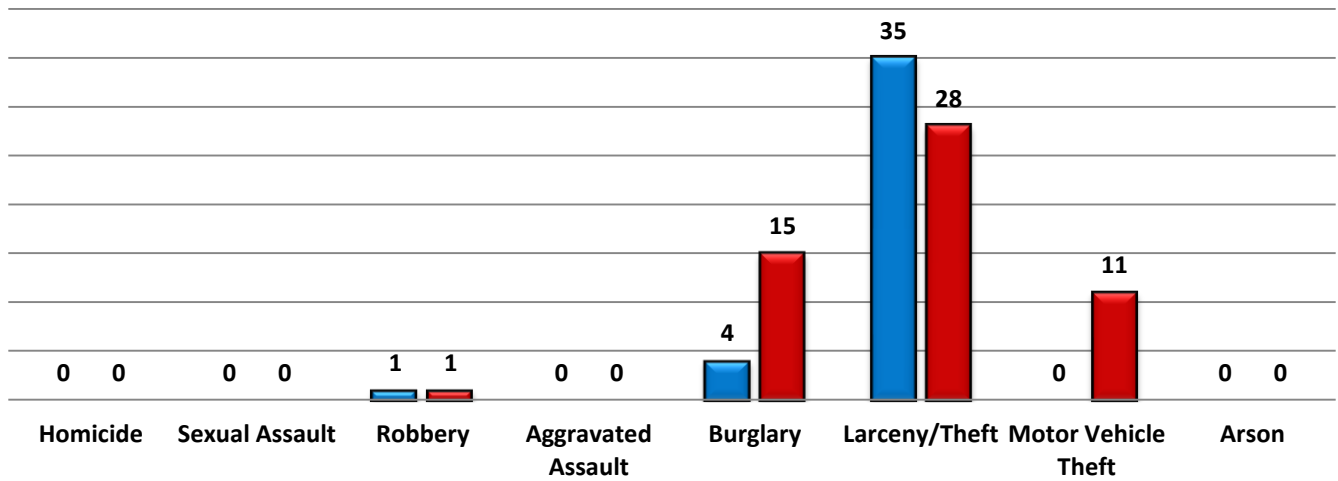


2015 – Part I & II Offense Percentages



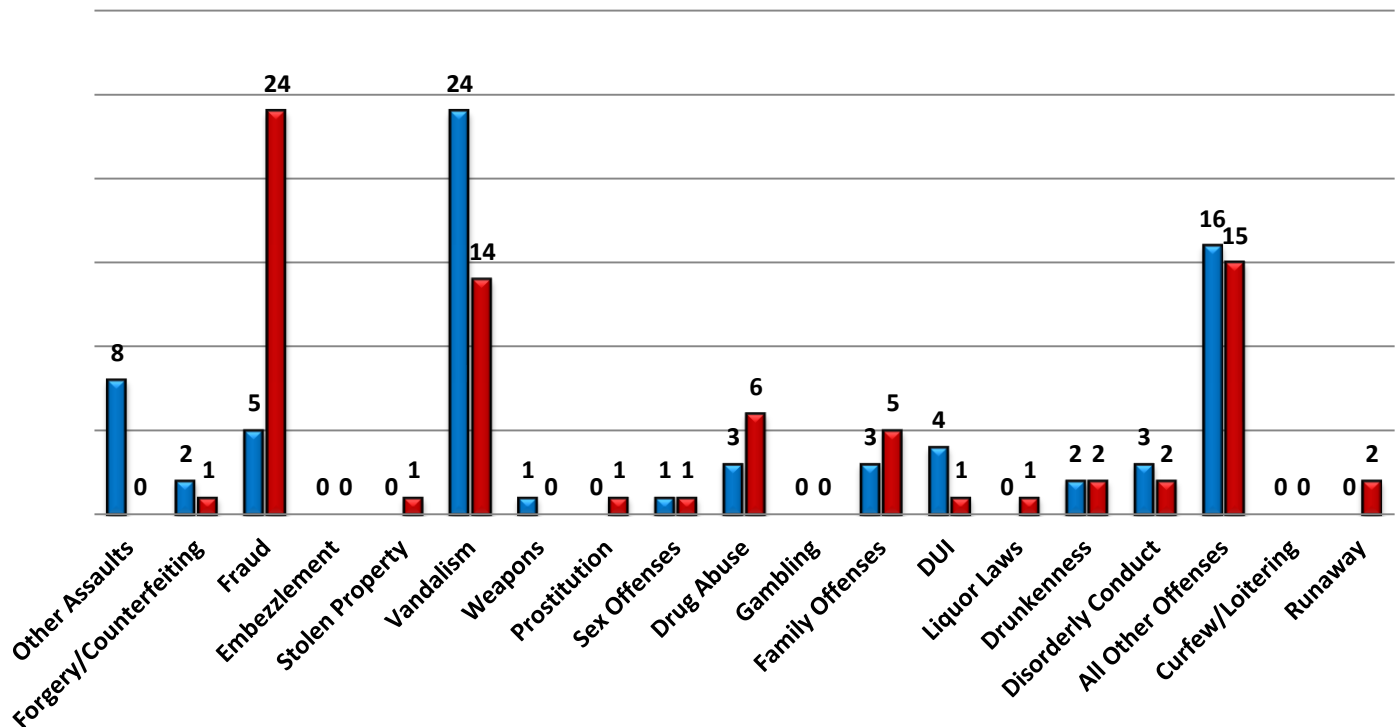
## PART I OFFENSES

■ Apr-14 ■ Apr-15



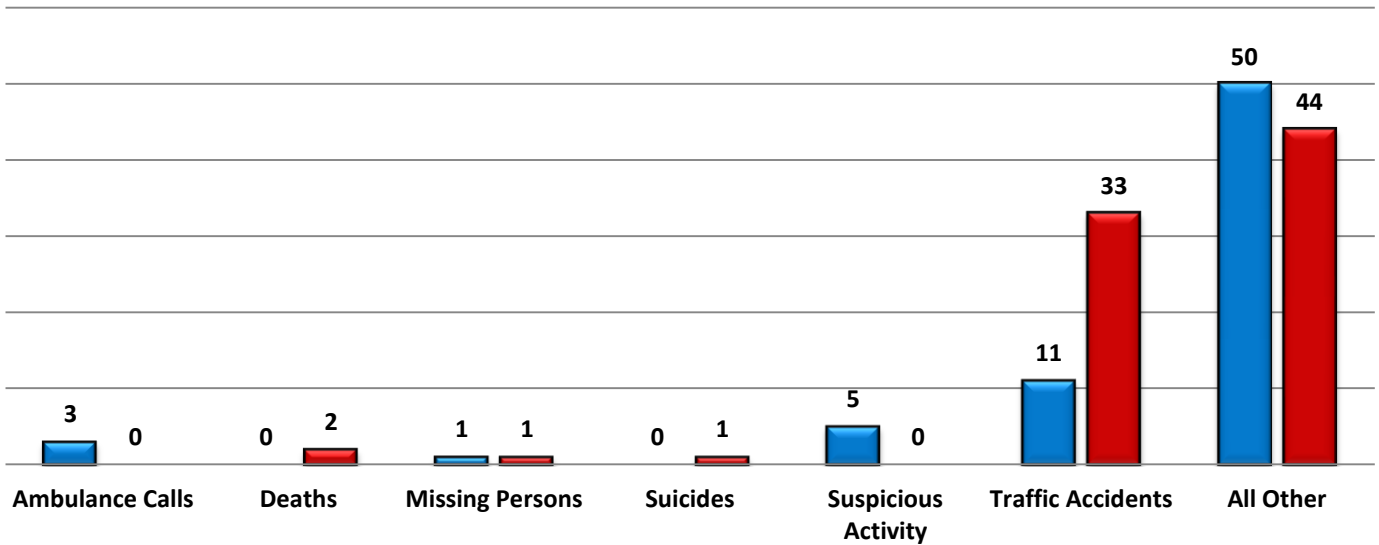
## PART II OFFENSES

■ Apr-14 ■ Apr-15



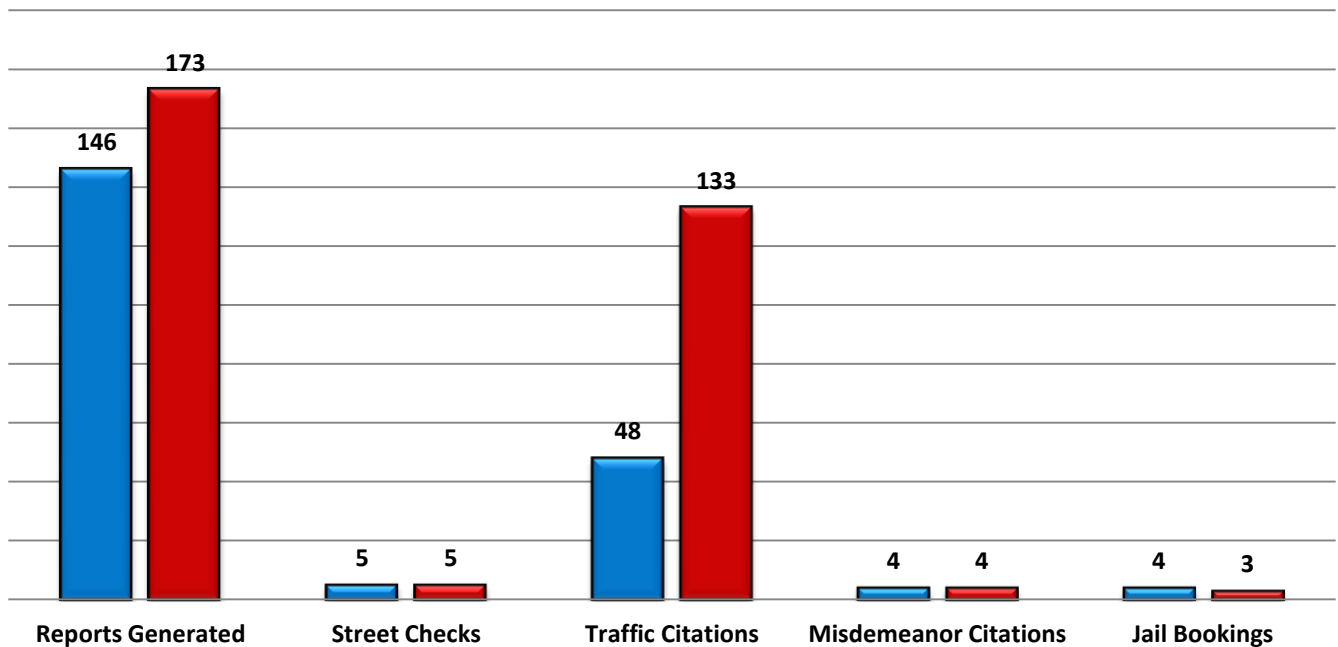
## NON-UCR OFFENSES

■ Apr-14 ■ Apr-15



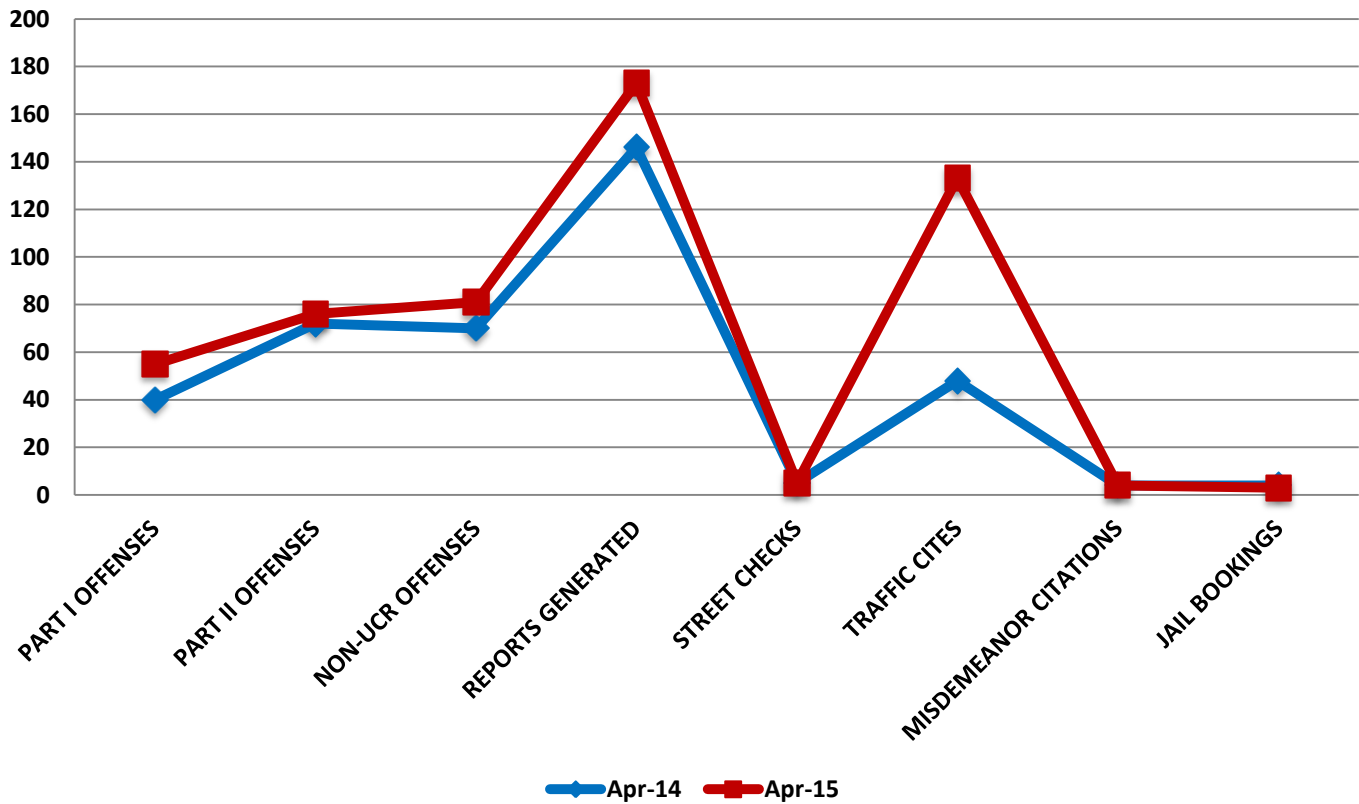
## OTHER EVENT TOTALS

■ Apr-14 ■ Apr-15



Combined Offense/Event Trends

	Apr-14	Apr-15
PART I OFFENSES	40	55
PART II OFFENSES	72	76
NON-UCR OFFENSES	70	81
REPORTS GENERATED	146	173
STREET CHECKS	5	5
TRAFFIC CITES	48	133
MISDEMEANOR CITATIONS	4	4
JAIL BOOKINGS	4	3





## CITY COUNCIL DISTRICT #6

### MONTHLY OFFENSE SUMMARY

**MAY 2015**

These figures represent preliminary counts of original Police Incident Reports and include all offenses within the above listed City Council District only. Full statistical analysis to determine the confidence level of this data has not been performed. The results contained herein are approximate in relation to the listed area and may not fully coincide with data shown in other areas of SLCPD's Crime Statistics page such as Calls for Service, Crimes Trending, and Crime Reports due to and reflective of departmental procedures that were in place at the time the event occurred and the date this data was compiled. Results displayed are not distinguished as attempted or completed crimes, do not include other calls for police service, and only represent police service where a report was made. Police Incident Reports are classified by primary offense categories as defined by the Uniform Crime Reporting (UCR) system. However, data is not subjected to any other standards set forth under UCR. Although every reasonable verification effort is made, the accuracy of any data is subject to the constraints of the report generation process as well as the manner, format, and point in time of any query.

---

<b>PART I OFFENSES:</b>	Chosen by the FBI as Part I Offenses because they are serious crimes that occur with regularity in all areas of the country and are likely to be reported to Police.
<b>PART II OFFENSES:</b>	All other crimes other than the eight Part I Offenses. The Uniform Crime Reporting Program gathers only arrest data for Part II Offenses, however, SLCPD results displayed in this document display all Part II Offenses, regardless of the presence of arrest data.
<b>ALL OTHER OFFENSES:</b>	Under the Part II Offense section, 'All Other Offenses' include Peeping Tom, Trespass, Kidnap/Abduction, Pornography, Extortion/Blackmail, Bribery, Warrants, Sexual Offenses, Obstruction, Public Peace, and Hit & Run.
<b>NON-UCR OFFENSES:</b>	Non-UCR Offenses include reports for all other offenses not classified as a Part I or Part II Offense. Results displayed separate some of these offenses such as Ambulance Calls, Deaths, Missing Persons, Suicides, Suspicious Activity, and Traffic Accidents.
<b>ALL OTHER NON-UCR:</b>	Under the Non-UCR category, 'All Other' include the remainder of offenses not classified as Part I or Part II and not separated from the Non-UCR Offenses. These include things such as Loud Parties, Barking Dogs, Mentally Ill Subjects, Citizen Assistance, etc.
<b>LOW NUMBER OFFENSES:</b>	On page two, in the interest of space and allowing for easier viewing, the category titled 'Low Number Offenses' include Part I and Part II Offenses from page one that have totals under the amount of 7.

**DISTRICT 6**  
Monthly Offense Summary  
May 2015

PART I OFFENSES		
Offense	May-14	May-15
Homicide	0	0
Sexual Assault	0	0
Robbery	0	0
Aggravated Assault	1	0
Burglary	12	7
Larceny/Theft	29	45
Motor Vehicle Theft	7	6
Arson	0	0
<b>PART I TOTALS</b>	<b>49</b>	<b>58</b>

NON-UCR OFFENSES		
Offense	May-14	May-15
Ambulance Calls	2	3
Deaths	1	3
Missing Persons	2	2
Suicides	0	1
Suspicious Activity	2	3
Traffic Accidents	25	16
All Other	41	44
<b>NON-UCR TOTALS</b>	<b>73</b>	<b>72</b>

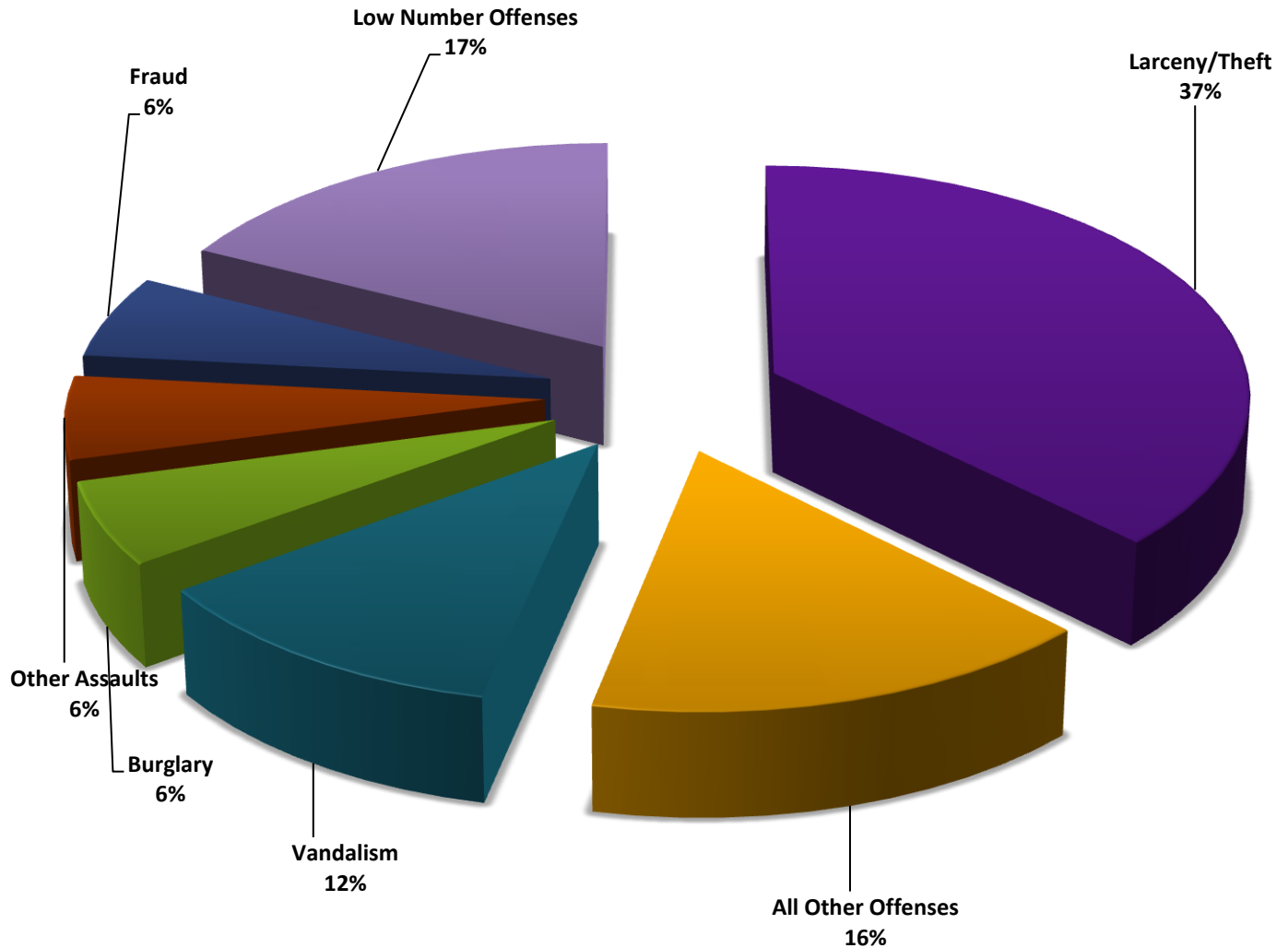
ALL OFFENSE TOTALS		
Offense Type	May-14	May-15
<b>PART I OFFENSES</b>	<b>49</b>	<b>58</b>
<b>PART II OFFENSES</b>	<b>68</b>	<b>72</b>
<b>NON-UCR OFFENSES</b>	<b>73</b>	<b>62</b>
<b>TOTAL</b>	<b>190</b>	<b>192</b>

PART II OFFENSES		
Offense	May-14	May-15
Other Assaults	6	7
Forgery/Counterfeiting	0	0
Fraud	6	7
Embezzlement	0	0
Stolen Property	3	0
Vandalism	20	14
Weapons	0	1
Prostitution	1	0
Sex Offenses	1	0
Drug Abuse	3	2
Gambling	0	0
Family Offenses	6	5
DUI	4	1
Liquor Laws	0	0
Drunkenness	1	1
Disorderly Conduct	1	4
All Other Offenses	16	19
Curfew/Loitering	0	0
Runaway	0	1
<b>PART II TOTALS</b>	<b>68</b>	<b>62</b>

OTHER EVENT TOTALS		
Event Type	May-14	May-15
Reports Generated	145	164
Street Checks	16	9
Traffic Citations	154	235
Misdemeanor Citations	4	1
Jail Bookings	4	2
<b>TOTAL</b>	<b>323</b>	<b>411</b>



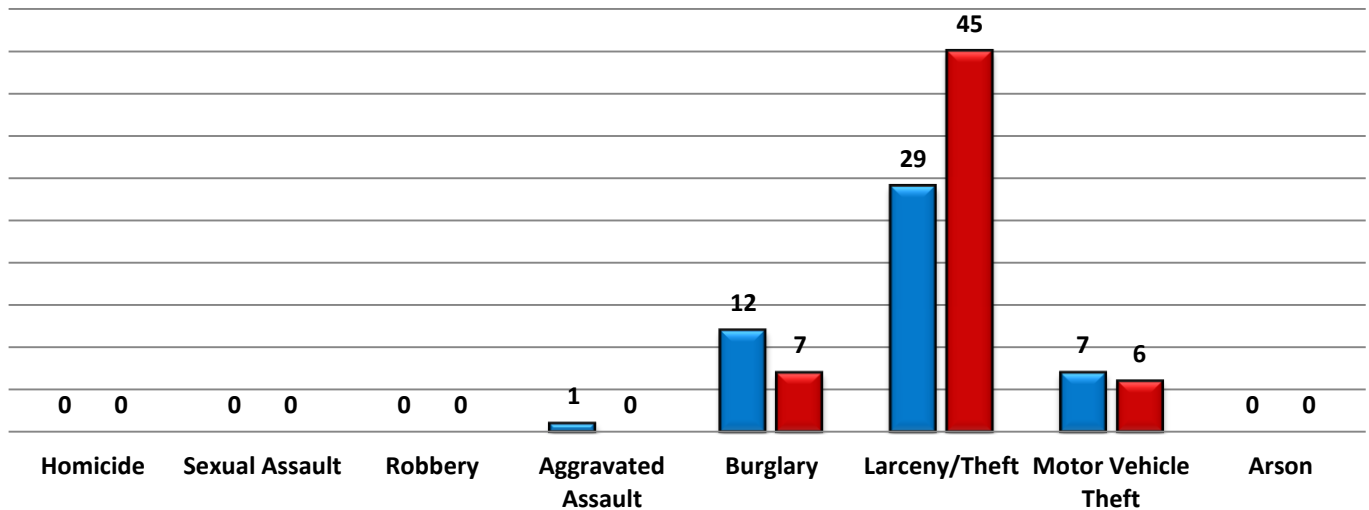
2015 – Part I & II Offense Percentages





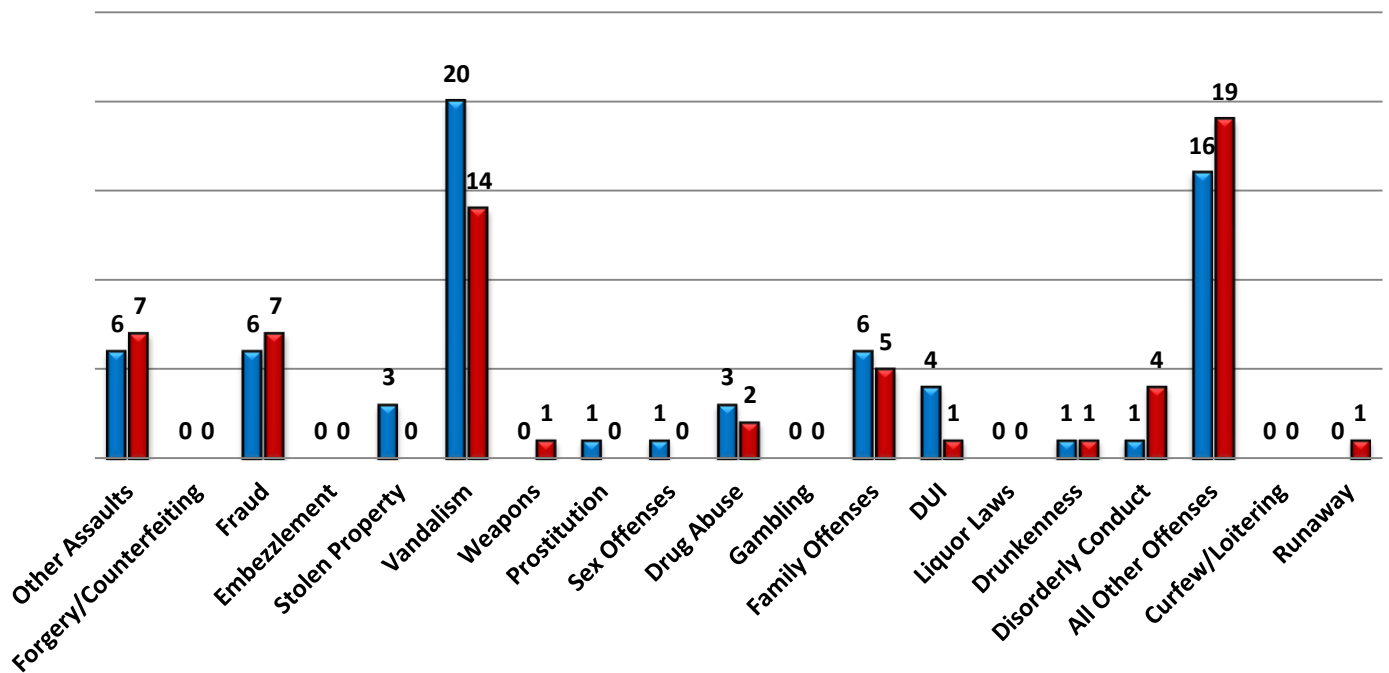
## PART I OFFENSES

■ May-14 ■ May-15



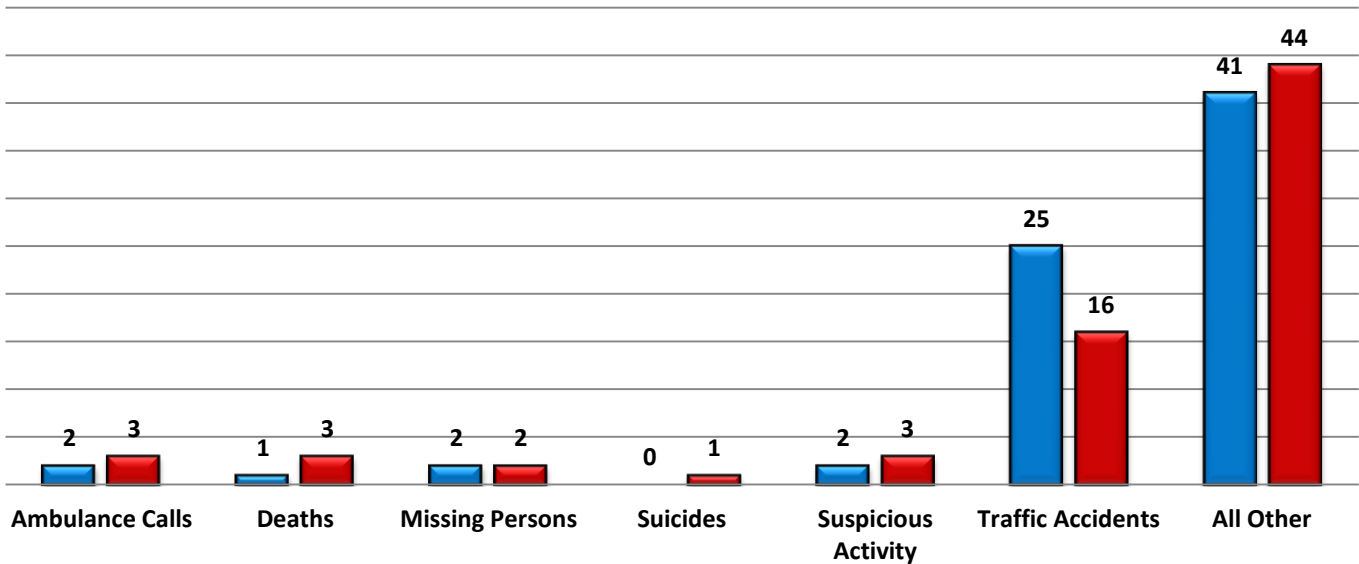
## PART II OFFENSES

■ May-14 ■ May-15



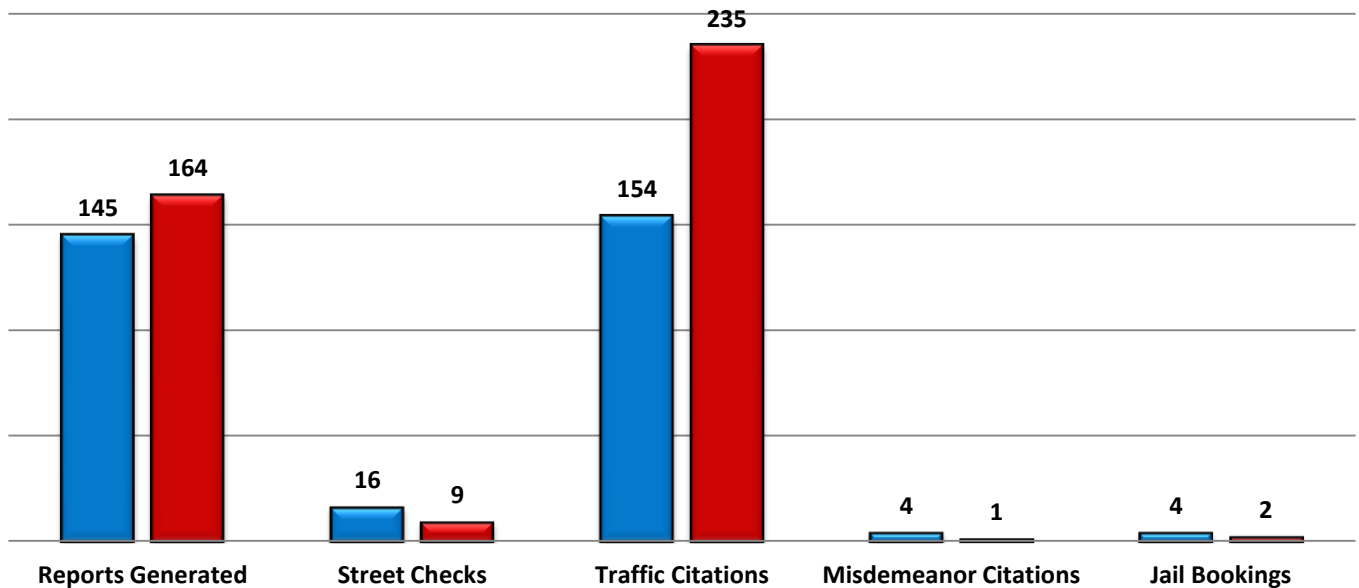
## NON-UCR OFFENSES

■ May-14 ■ May-15



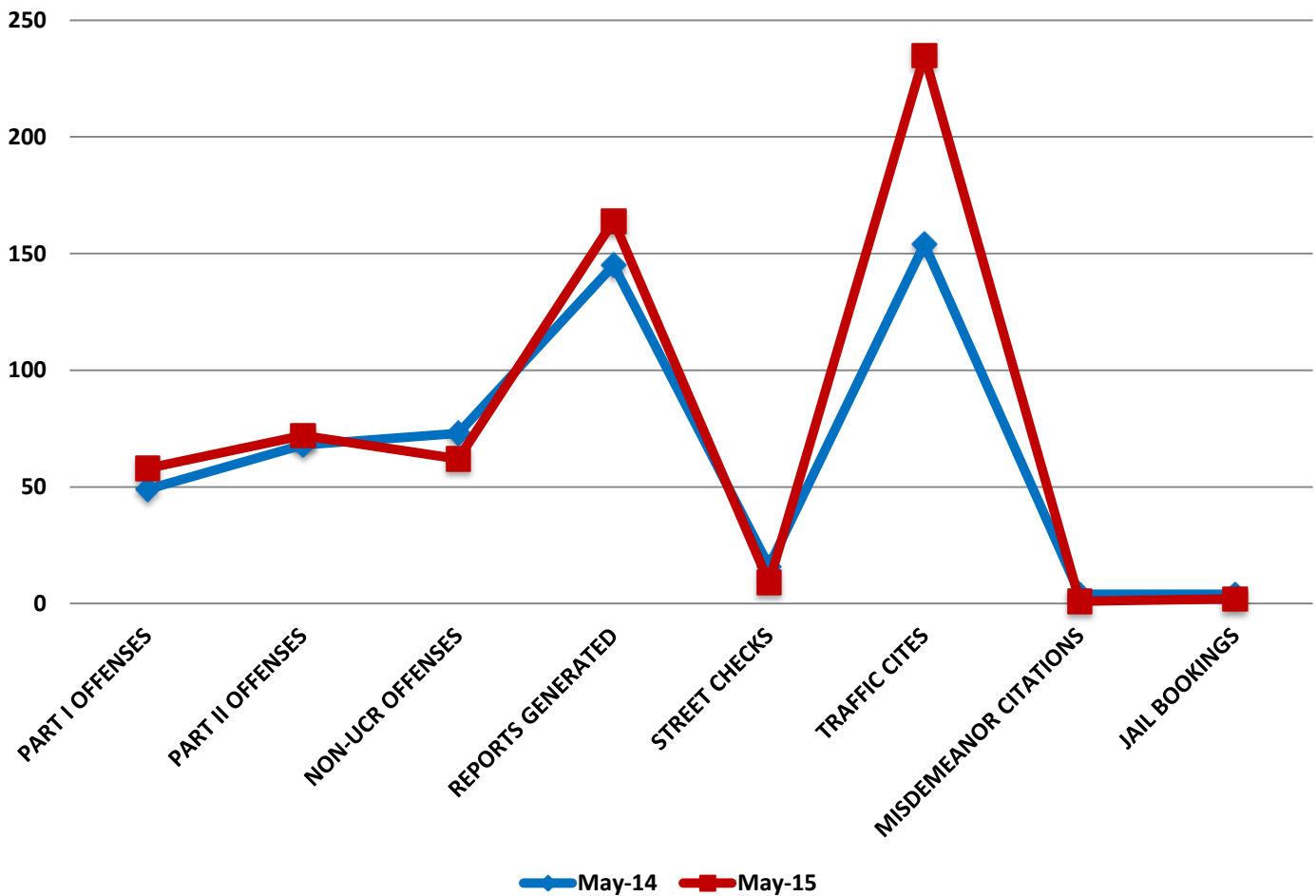
## EVENT TOTALS

■ May-14 ■ May-15



Combined Offense/Event Trends

	May-14	May-15
PART I OFFENSES	49	58
PART II OFFENSES	68	72
NON-UCR OFFENSES	73	62
REPORTS GENERATED	145	164
STREET CHECKS	16	9
TRAFFIC CITES	154	235
MISDEMEANOR CITATIONS	4	1
JAIL BOOKINGS	4	2





## CITY COUNCIL DISTRICT #6

### MONTHLY OFFENSE SUMMARY

**JUNE 2015**

These figures represent preliminary counts of original Police Incident Reports and include all offenses within the above listed City Council District only. Full statistical analysis to determine the confidence level of this data has not been performed. The results contained herein are approximate in relation to the listed area and may not fully coincide with data shown in other areas of SLCPD's Crime Statistics page such as Calls for Service, Crimes Trending, and Crime Reports due to and reflective of departmental procedures that were in place at the time the event occurred and the date this data was compiled. Results displayed are not distinguished as attempted or completed crimes, do not include other calls for police service, and only represent police service where a report was made. Police Incident Reports are classified by primary offense categories as defined by the Uniform Crime Reporting (UCR) system. However, data is not subjected to any other standards set forth under UCR. Although every reasonable verification effort is made, the accuracy of any data is subject to the constraints of the report generation process as well as the manner, format, and point in time of any query.

---

<b>PART I OFFENSES:</b>	Chosen by the FBI as Part I Offenses because they are serious crimes that occur with regularity in all areas of the country and are likely to be reported to Police.
<b>PART II OFFENSES:</b>	All other crimes other than the eight Part I Offenses. The Uniform Crime Reporting Program gathers only arrest data for Part II Offenses, however, SLCPD results displayed in this document display all Part II Offenses, regardless of the presence of arrest data.
<b>ALL OTHER OFFENSES:</b>	Under the Part II Offense section, 'All Other Offenses' include Peeping Tom, Trespass, Kidnap/Abduction, Pornography, Extortion/Blackmail, Bribery, Warrants, Sexual Offenses, Obstruction, Public Peace, and Hit & Run.
<b>NON-UCR OFFENSES:</b>	Non-UCR Offenses include reports for all other offenses not classified as a Part I or Part II Offense. Results displayed separate some of these offenses such as Ambulance Calls, Deaths, Missing Persons, Suicides, Suspicious Activity, and Traffic Accidents.
<b>ALL OTHER NON-UCR:</b>	Under the Non-UCR category, 'All Other' include the remainder of offenses not classified as Part I or Part II and not separated from the Non-UCR Offenses. These include things such as Loud Parties, Barking Dogs, Mentally Ill Subjects, Citizen Assistance, etc.
<b>LOW NUMBER OFFENSES:</b>	On page two, in the interest of space and allowing for easier viewing, the category titled 'Low Number Offenses' include Part I and Part II Offenses from page one that have totals under the amount of 7.

**DISTRICT 6**  
Monthly Offense Summary  
June 2015

PART I OFFENSES		
Offense	Jun-14	Jun-15
Homicide	0	0
Sexual Assault	1	0
Robbery	1	3
Aggravated Assault	0	3
Burglary	3	7
Larceny/Theft	39	67
Motor Vehicle Theft	7	9
Arson	0	0
<b>PART I TOTALS</b>	<b>51</b>	<b>89</b>

NON-UCR OFFENSES		
Offense	Jun-14	Jun-15
Ambulance Calls	5	2
Deaths	0	0
Missing Persons	1	1
Suicides	0	1
Suspicious Activity	2	9
Traffic Accidents	23	19
All Other	40	54
<b>NON-UCR TOTALS</b>	<b>71</b>	<b>86</b>

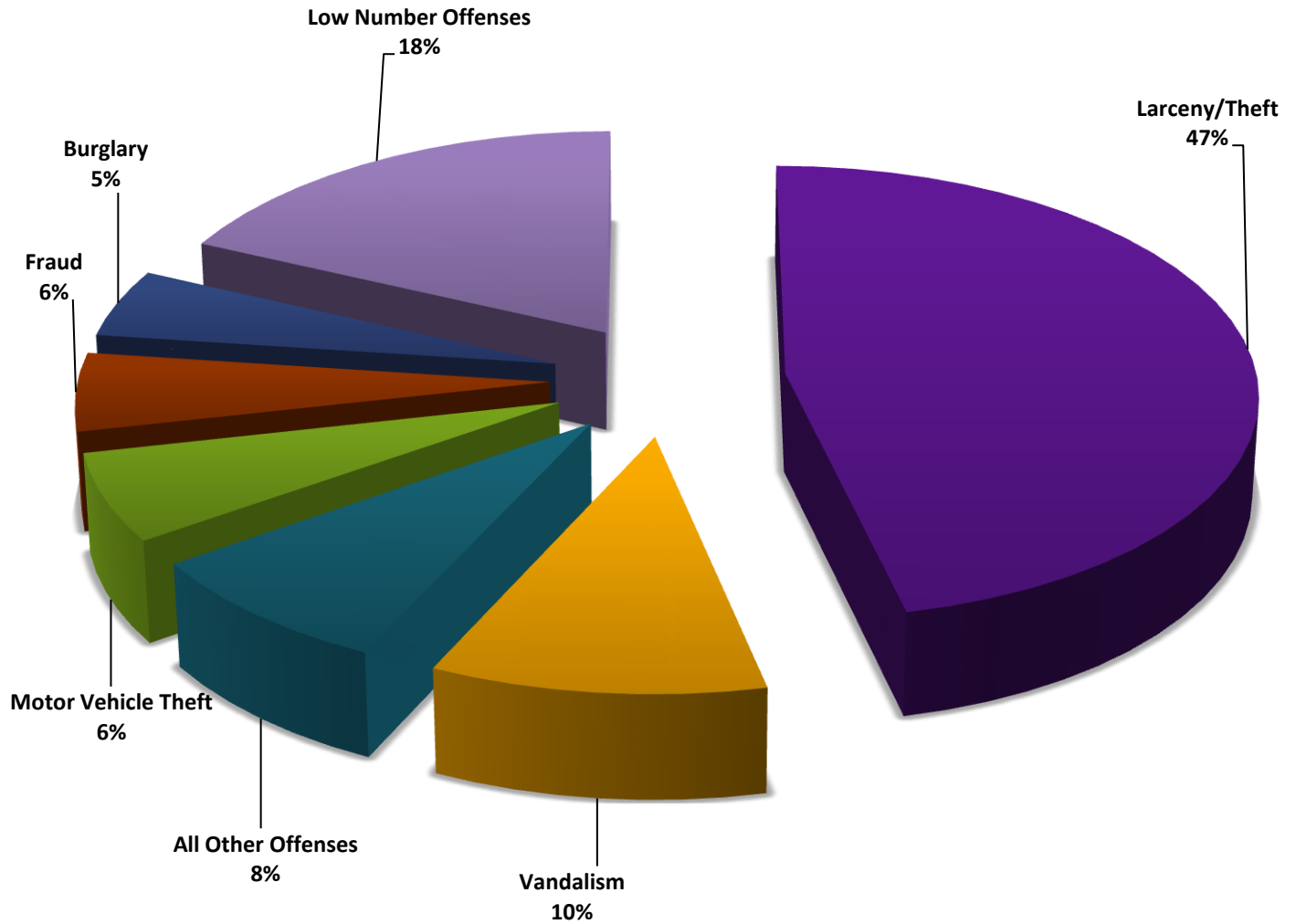
ALL OFFENSE TOTALS		
Offense Type	Jun-14	Jun-15
<b>PART I OFFENSES</b>	<b>51</b>	<b>89</b>
<b>PART II OFFENSES</b>	<b>60</b>	<b>55</b>
<b>NON-UCR OFFENSES</b>	<b>71</b>	<b>86</b>
<b>TOTAL</b>	<b>182</b>	<b>230</b>

PART II OFFENSES		
Offense	Jun-14	Jun-15
Other Assaults	7	5
Forgery/Counterfeiting	3	0
Fraud	10	8
Embezzlement	0	0
Stolen Property	3	4
Vandalism	10	15
Weapons	0	0
Prostitution	0	0
Sex Offenses	1	1
Drug Abuse	4	3
Gambling	0	0
Family Offenses	4	6
DUI	0	1
Liquor Laws	0	0
Drunkenness	0	0
Disorderly Conduct	0	0
All Other Offenses	18	12
Curfew/Loitering	0	0
Runaway	0	0
<b>PART II TOTALS</b>	<b>60</b>	<b>55</b>

OTHER EVENT TOTALS		
Event Type	Jun-14	Jun-15
Reports Generated	147	200
Street Checks	11	10
Traffic Citations	121	398
Misdemeanor Citations	0	1
Jail Bookings	9	9
<b>TOTAL</b>	<b>288</b>	<b>618</b>

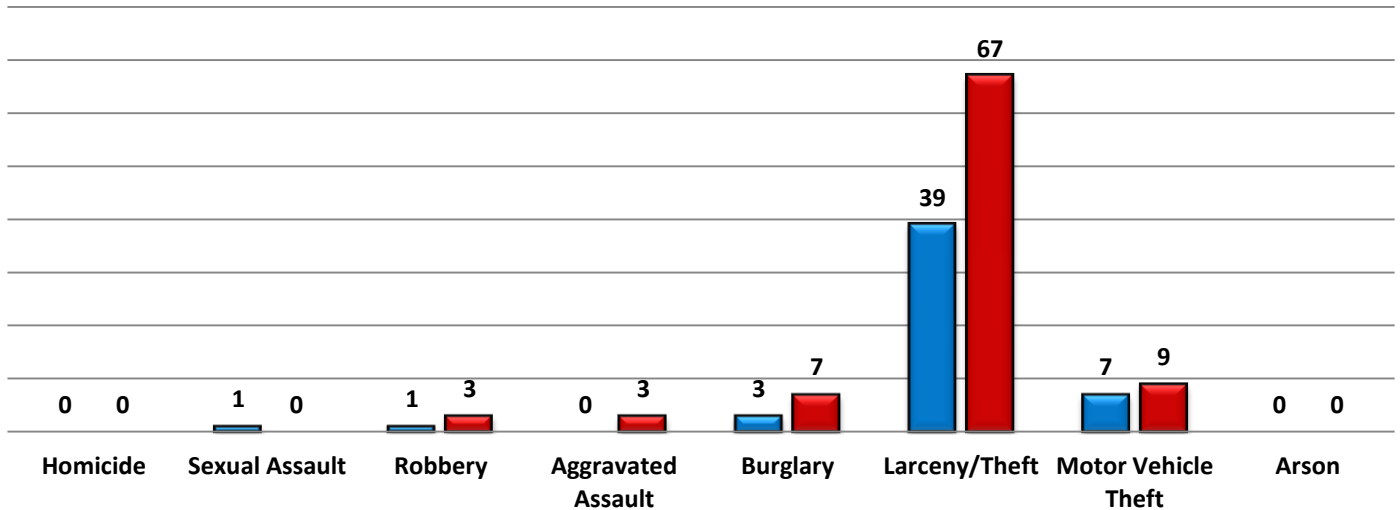


2015 – Part I & II Offense Percentages



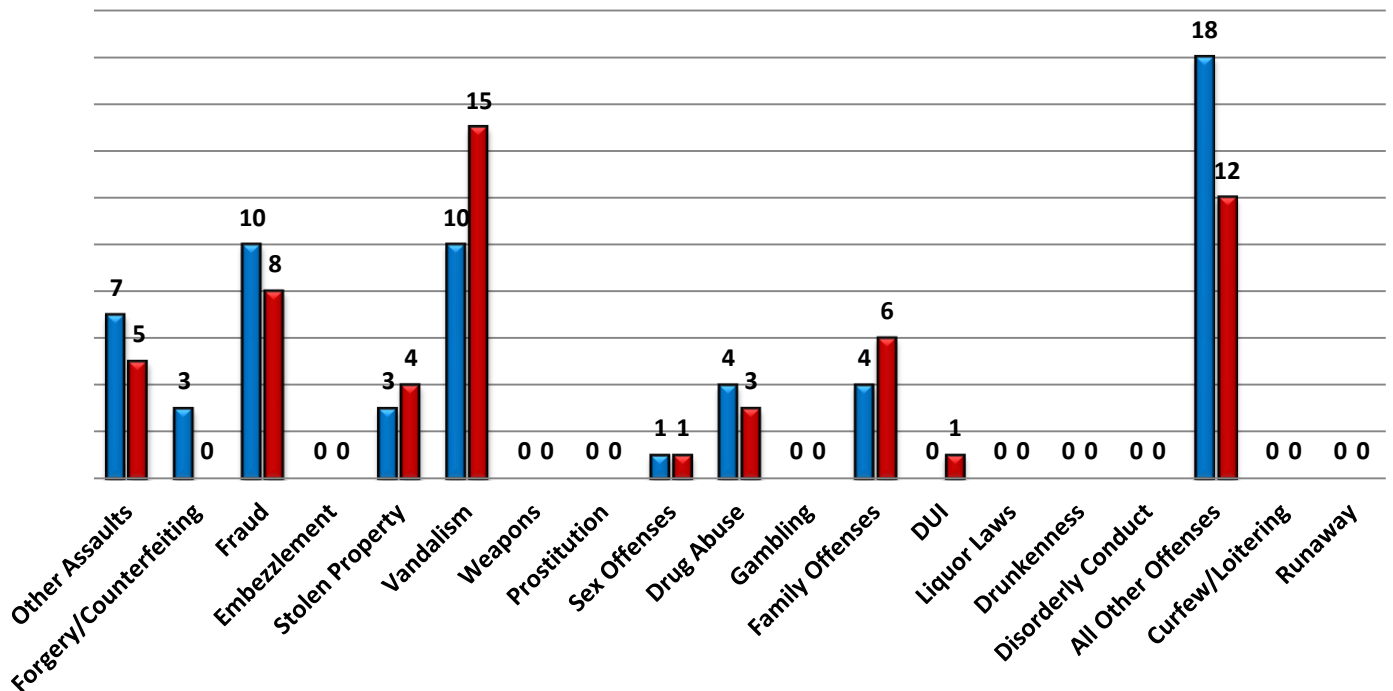
## PART I OFFENSES

■ Jun-14 ■ Jun-15



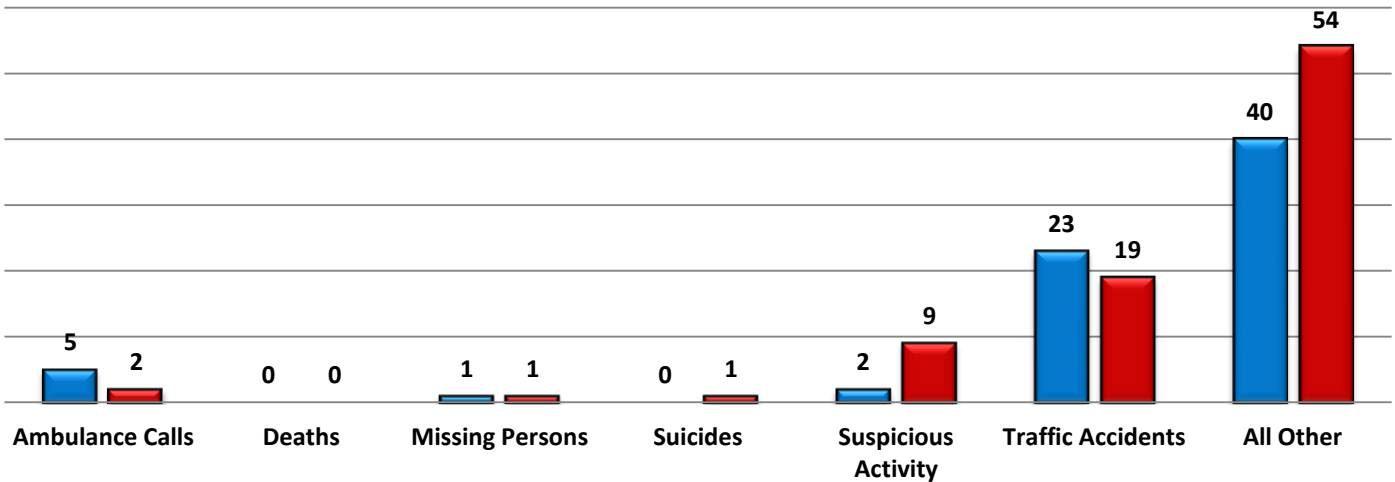
## PART II OFFENSES

■ Jun-14 ■ Jun-15



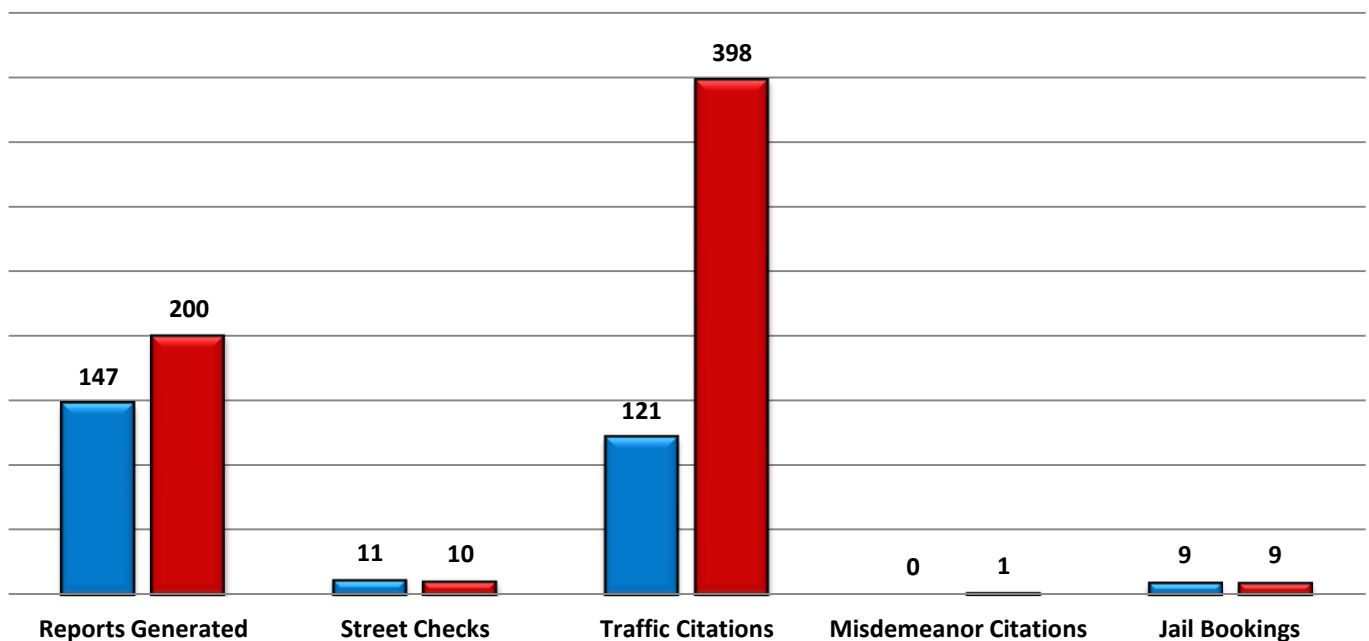
## NON-UCR OFFENSES

■ Jun-14 ■ Jun-15



## EVENT TOTALS

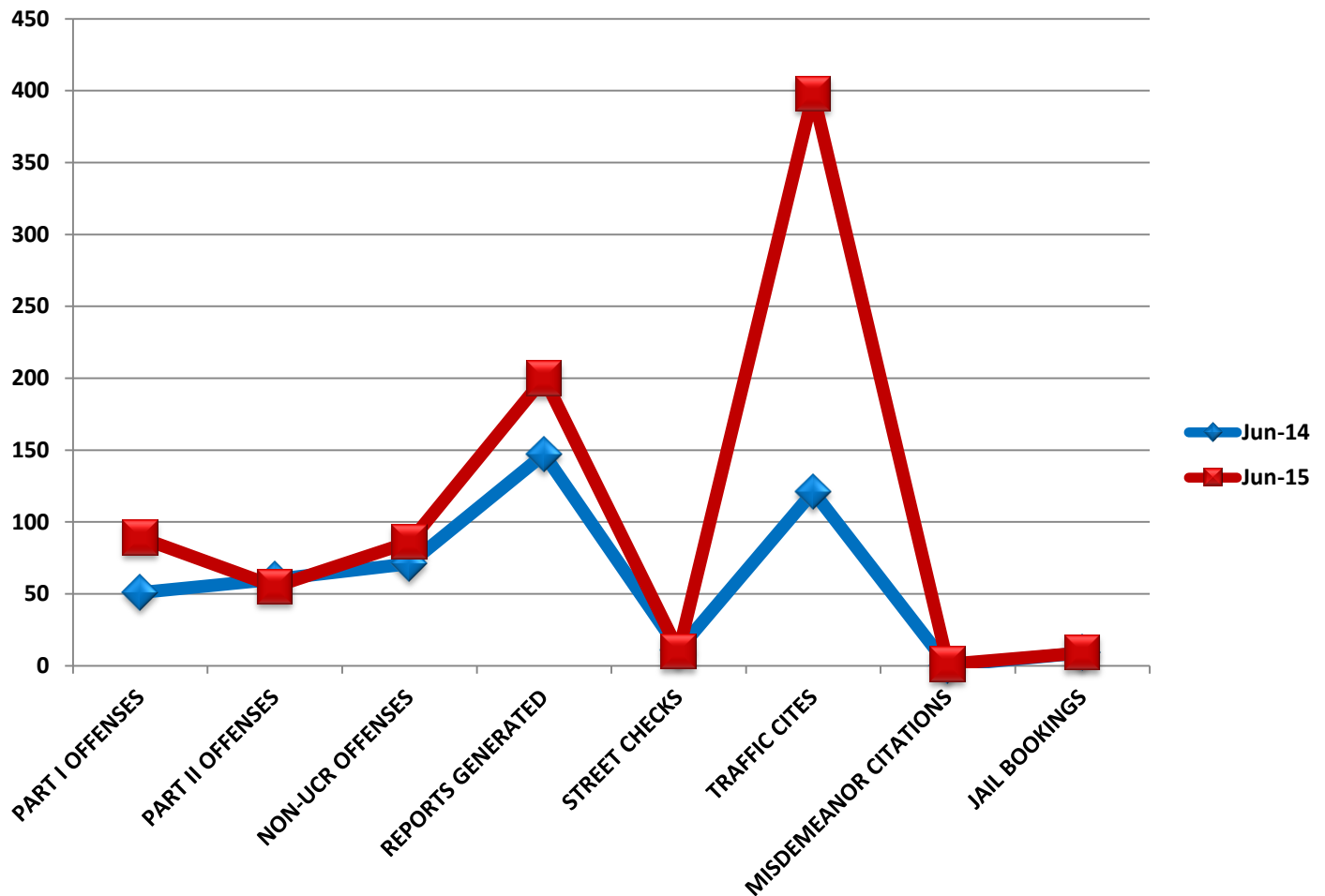
■ Jun-14 ■ Jun-15





Combined Offense/Event Trends

	Jun-14	Jun-15
PART I OFFENSES	51	89
PART II OFFENSES	60	55
NON-UCR OFFENSES	71	86
REPORTS GENERATED	147	200
STREET CHECKS	11	10
TRAFFIC CITATIONS	121	398
MISDEMEANOR CITATIONS	0	1
JAIL BOOKINGS	9	9





## CITY COUNCIL DISTRICT #6

### MONTHLY OFFENSE SUMMARY

**JULY 2015**

These figures represent preliminary counts of original Police Incident Reports and include all offenses within the above listed City Council District only. Full statistical analysis to determine the confidence level of this data has not been performed. The results contained herein are approximate in relation to the listed area and may not fully coincide with data shown in other areas of SLCPD's Crime Statistics page such as Calls for Service, Crimes Trending, and Crime Reports due to and reflective of departmental procedures that were in place at the time the event occurred and the date this data was compiled. Results displayed are not distinguished as attempted or completed crimes, do not include other calls for police service, and only represent police service where a report was made. Police Incident Reports are classified by primary offense categories as defined by the Uniform Crime Reporting (UCR) system. However, data is not subjected to any other standards set forth under UCR. Although every reasonable verification effort is made, the accuracy of any data is subject to the constraints of the report generation process as well as the manner, format, and point in time of any query.

---

<b>PART I OFFENSES:</b>	Chosen by the FBI as Part I Offenses because they are serious crimes that occur with regularity in all areas of the country and are likely to be reported to Police.
<b>PART II OFFENSES:</b>	All other crimes other than the eight Part I Offenses. The Uniform Crime Reporting Program gathers only arrest data for Part II Offenses, however, SLCPD results displayed in this document display all Part II Offenses, regardless of the presence of arrest data.
<b>ALL OTHER OFFENSES:</b>	Under the Part II Offense section, 'All Other Offenses' include Peeping Tom, Trespass, Kidnap/Abduction, Pornography, Extortion/Blackmail, Bribery, Warrants, Sexual Offenses, Obstruction, Public Peace, and Hit & Run.
<b>NON-UCR OFFENSES:</b>	Non-UCR Offenses include reports for all other offenses not classified as a Part I or Part II Offense. Results displayed separate some of these offenses such as Ambulance Calls, Deaths, Missing Persons, Suicides, Suspicious Activity, and Traffic Accidents.
<b>ALL OTHER NON-UCR:</b>	Under the Non-UCR category, 'All Other' include the remainder of offenses not classified as Part I or Part II and not separated from the Non-UCR Offenses. These include things such as Loud Parties, Barking Dogs, Mentally Ill Subjects, Citizen Assistance, etc.
<b>LOW NUMBER OFFENSES:</b>	On page two, in the interest of space and allowing for easier viewing, the category titled 'Low Number Offenses' include Part I and Part II Offenses from page one that have totals under the amount of 5.

**DISTRICT 6**  
Monthly Offense Summary  
July 2015

PART I OFFENSES		
Offense	Jul-14	Jul-15
Homicide	0	0
Sexual Assault	0	2
Robbery	0	0
Aggravated Assault	1	3
Burglary	8	9
Larceny/Theft	55	41
Motor Vehicle Theft	5	5
Arson	0	0
<b>PART I TOTALS</b>	<b>69</b>	<b>60</b>

NON-UCR OFFENSES		
Offense	Jul-14	Jul-15
Ambulance Calls	4	0
Deaths	3	2
Missing Persons	2	0
Suicides	0	0
Suspicious Activity	2	1
Traffic Accidents	21	15
All Other	34	29
<b>NON-UCR TOTALS</b>	<b>66</b>	<b>47</b>

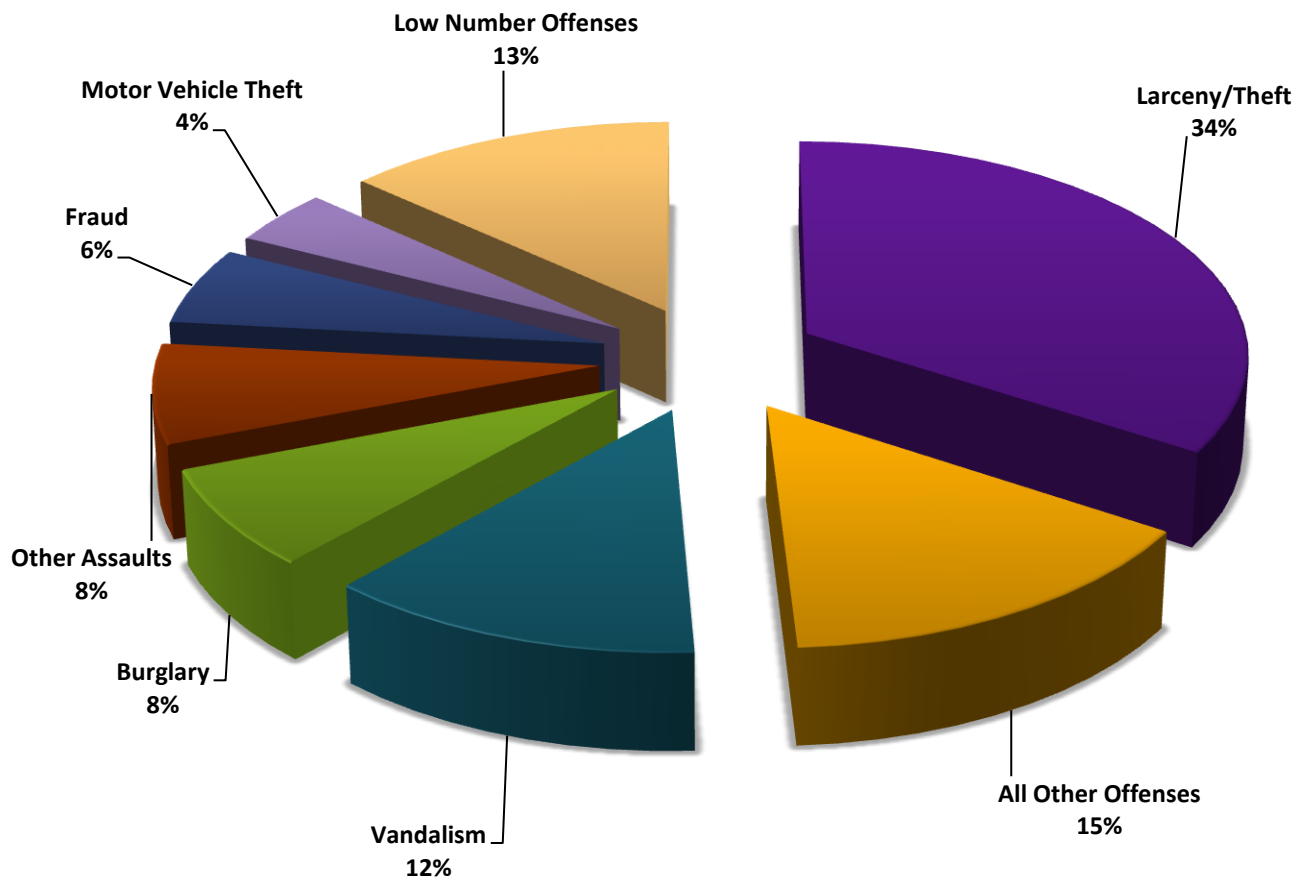
ALL OFFENSE TOTALS		
Offense Type	Jul-14	Jul-15
<b>PART I OFFENSES</b>	<b>69</b>	<b>60</b>
<b>PART II OFFENSES</b>	<b>72</b>	<b>60</b>
<b>NON-UCR OFFENSES</b>	<b>66</b>	<b>47</b>
<b>TOTAL</b>	<b>207</b>	<b>167</b>

PART II OFFENSES		
Offense	Jul-14	Jul-15
Other Assaults	6	9
Forgery/Counterfeiting	1	2
Fraud	11	7
Embezzlement	0	0
Stolen Property	1	0
Vandalism	19	15
Weapons	0	0
Prostitution	0	0
Sex Offenses	2	1
Drug Abuse	2	1
Gambling	0	0
Family Offenses	7	2
DUI	1	0
Liquor Laws	0	0
Drunkenness	3	1
Disorderly Conduct	0	4
All Other Offenses	19	18
Curfew/Loitering	0	0
Runaway	0	0
<b>PART II TOTALS</b>	<b>72</b>	<b>60</b>

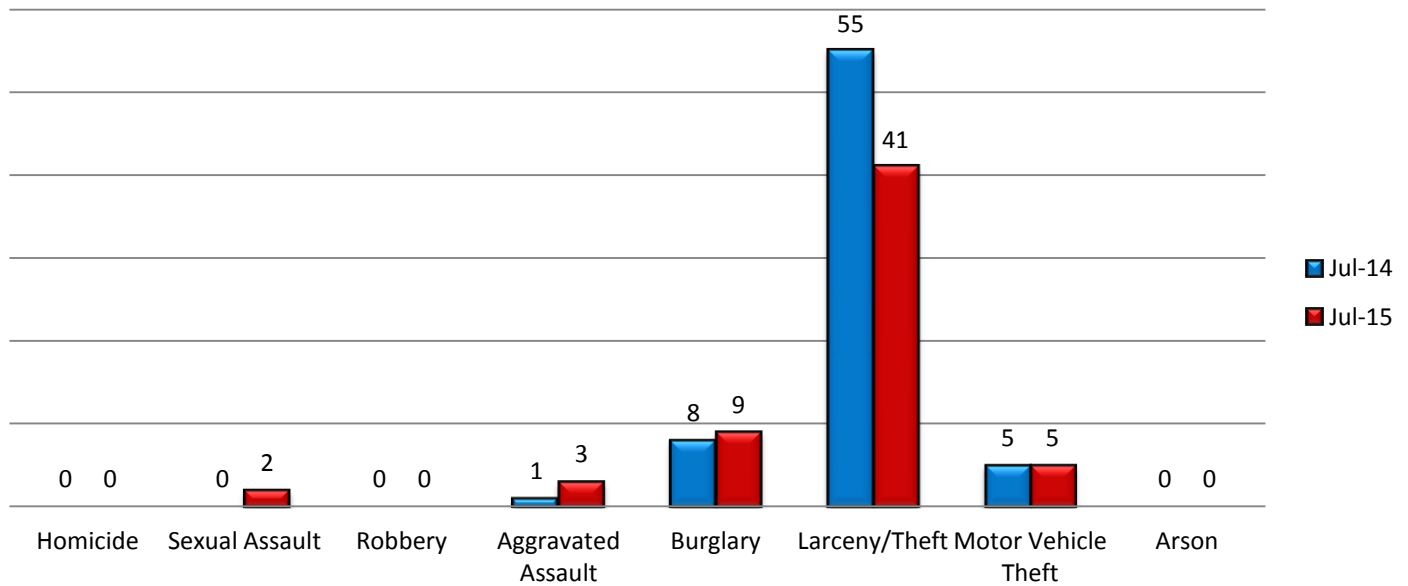
OTHER EVENT TOTALS		
Event Type	Jul-14	Jul-15
Reports Generated	175	149
Street Checks	14	14
Traffic Citations	75	240
Misdemeanor Citations	2	1
Jail Bookings	9	7
<b>TOTAL</b>	<b>275</b>	<b>411</b>



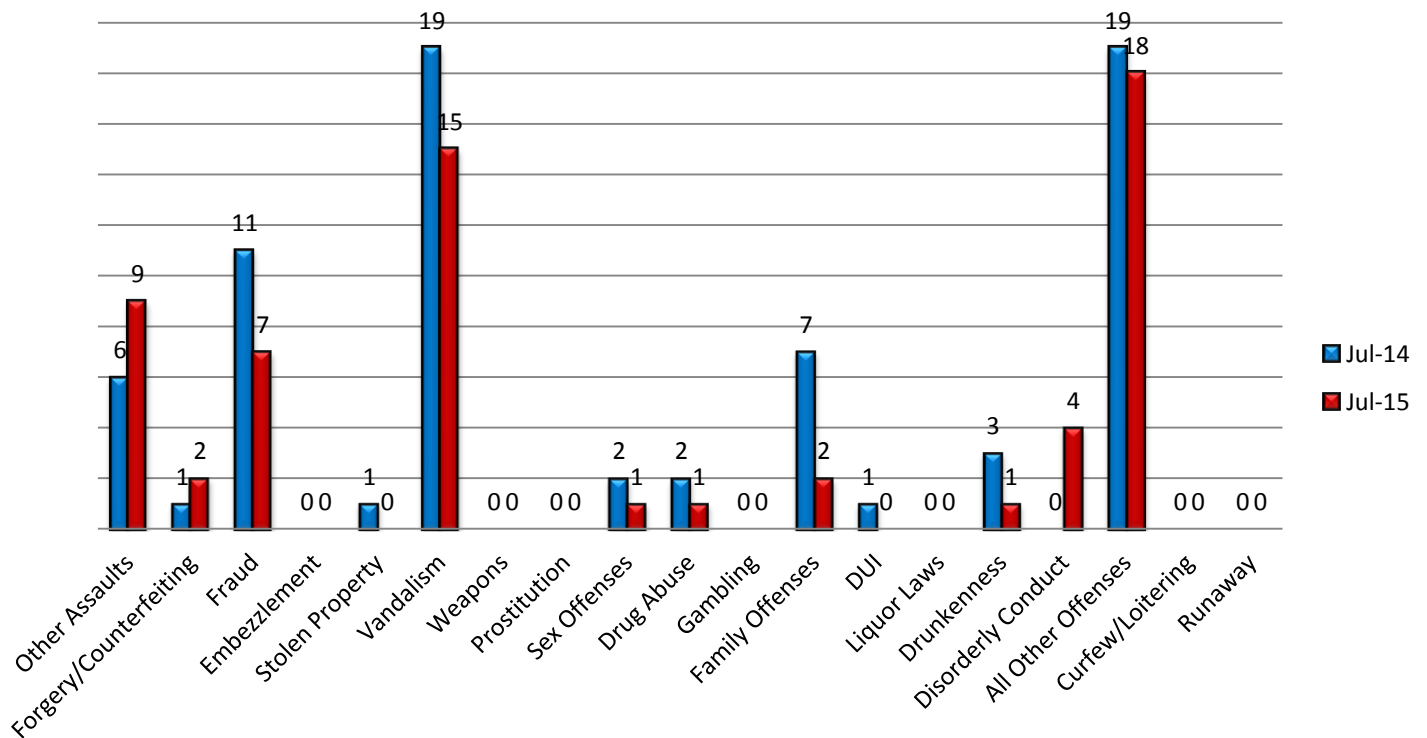
## 2015 – Part I & II Offense Percentages



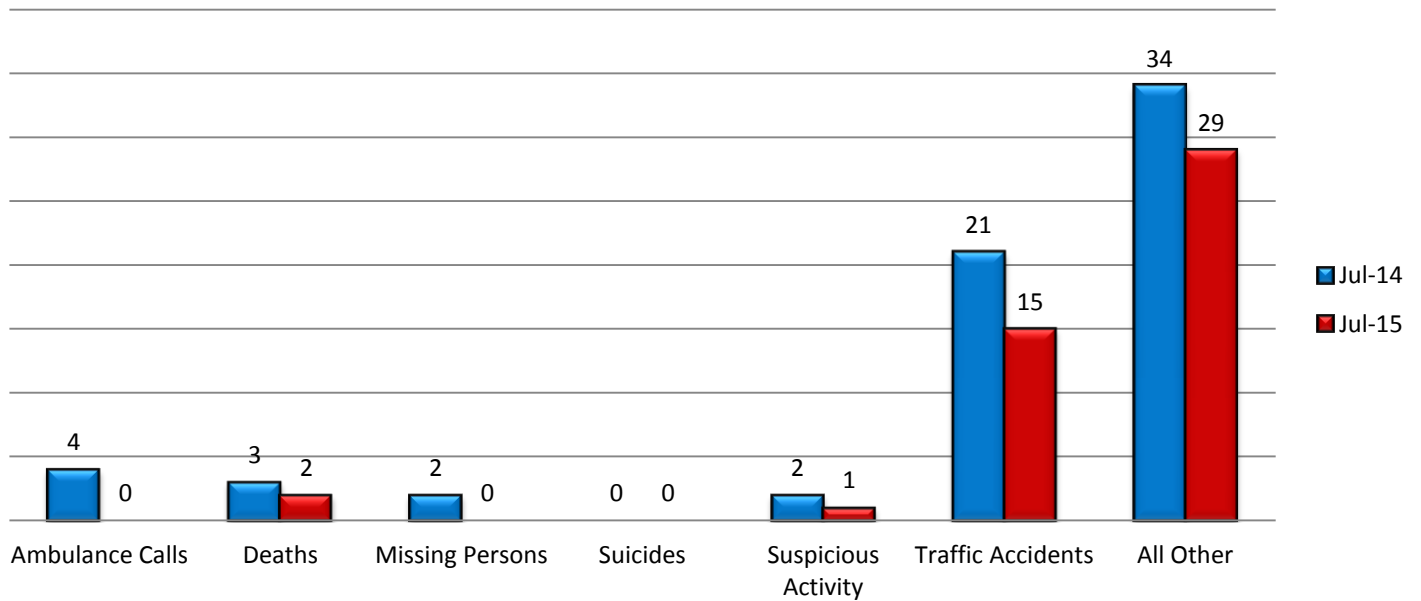
## PART I OFFENSES



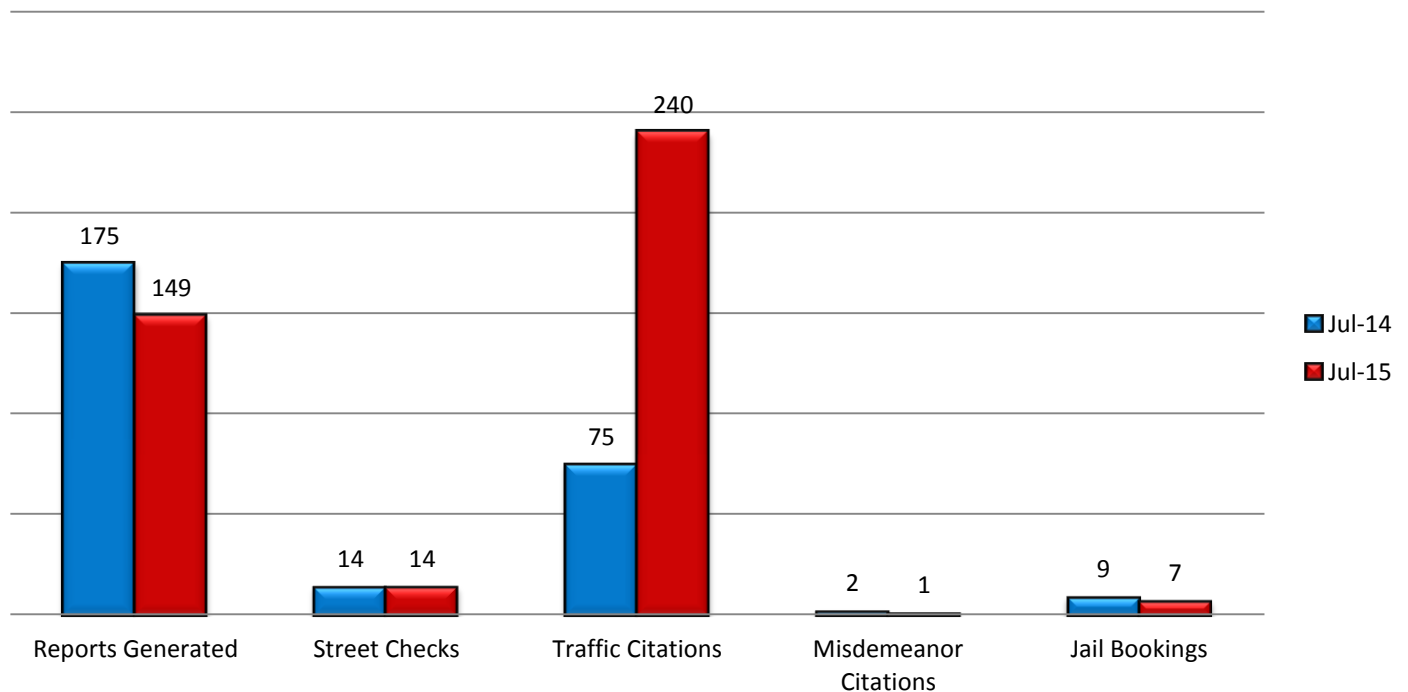
## PART II OFFENSES



## NON-UCR OFFENSES

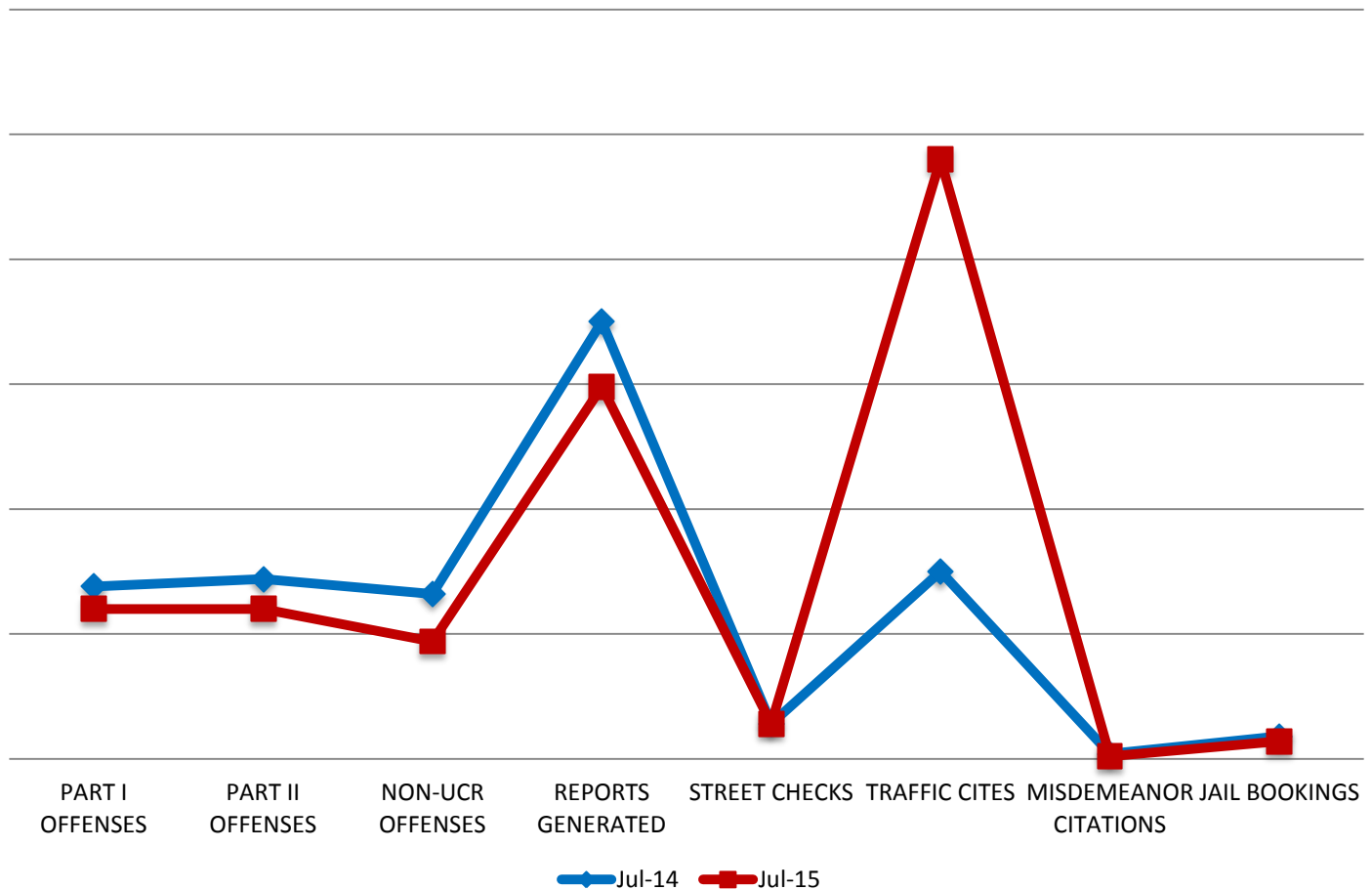


## OTHER EVENT TOTALS



Combined Offense/Event Trends

	Jul-14	Jul-15
<b>PART I OFFENSES</b>	69	60
<b>PART II OFFENSES</b>	72	60
<b>NON-UCR OFFENSES</b>	66	47
<b>REPORTS GENERATED</b>	175	149
<b>STREET CHECKS</b>	14	14
<b>TRAFFIC CITES</b>	75	240
<b>MISDEMEANOR CITATIONS</b>	2	1
<b>JAIL BOOKINGS</b>	9	7





## CITY COUNCIL DISTRICT #6

### MONTHLY OFFENSE SUMMARY

**AUGUST 2015**

These figures represent preliminary counts of original Police Incident Reports and include all offenses within the above listed City Council District only. Full statistical analysis to determine the confidence level of this data has not been performed. The results contained herein are approximate in relation to the listed area and may not fully coincide with data shown in other areas of SLCPD's Crime Statistics page such as Calls for Service, Crimes Trending, and Crime Reports due to and reflective of departmental procedures that were in place at the time the event occurred and the date this data was compiled. Results displayed are not distinguished as attempted or completed crimes, do not include other calls for police service, and only represent police service where a report was made. Police Incident Reports are classified by primary offense categories as defined by the Uniform Crime Reporting (UCR) system. However, data is not subjected to any other standards set forth under UCR. Although every reasonable verification effort is made, the accuracy of any data is subject to the constraints of the report generation process as well as the manner, format, and point in time of any query.

---

<b>PART I OFFENSES:</b>	Chosen by the FBI as Part I Offenses because they are serious crimes that occur with regularity in all areas of the country and are likely to be reported to Police.
<b>PART II OFFENSES:</b>	All other crimes other than the eight Part I Offenses. The Uniform Crime Reporting Program gathers only arrest data for Part II Offenses, however, SLCPD results displayed in this document display all Part II Offenses, regardless of the presence of arrest data.
<b>ALL OTHER OFFENSES:</b>	Under the Part II Offense section, 'All Other Offenses' include Peeping Tom, Trespass, Kidnap/Abduction, Pornography, Extortion/Blackmail, Bribery, Warrants, Sexual Offenses, Obstruction, Public Peace, and Hit & Run.
<b>NON-UCR OFFENSES:</b>	Non-UCR Offenses include reports for all other offenses not classified as a Part I or Part II Offense. Results displayed separate some of these offenses such as Ambulance Calls, Deaths, Missing Persons, Suicides, Suspicious Activity, and Traffic Accidents.
<b>ALL OTHER NON-UCR:</b>	Under the Non-UCR category, 'All Other' include the remainder of offenses not classified as Part I or Part II and not separated from the Non-UCR Offenses. These include things such as Loud Parties, Barking Dogs, Mentally Ill Subjects, Citizen Assistance, etc.
<b>LOW NUMBER OFFENSES:</b>	On page two, in the interest of space and allowing for easier viewing, the category titled 'Low Number Offenses' include Part I and Part II Offenses from page one that have totals under the amount of 10.



**DISTRICT 6**  
Monthly Offense Summary  
August 2015

PART I OFFENSES		
Offense	Aug-14	Aug-15
Homicide	0	0
Sexual Assault	1	1
Robbery	1	3
Aggravated Assault	0	1
Burglary	13	8
Larceny/Theft	61	71
Motor Vehicle Theft	10	10
Arson	0	0
<b>PART I TOTALS</b>	<b>86</b>	<b>94</b>

NON-UCR OFFENSES		
Offense	Aug-14	Aug-15
Ambulance Calls	6	9
Deaths	2	3
Missing Persons	0	0
Suicides	0	0
Suspicious Activity	4	3
Traffic Accidents	21	23
All Other	27	42
<b>NON-UCR TOTALS</b>	<b>60</b>	<b>80</b>

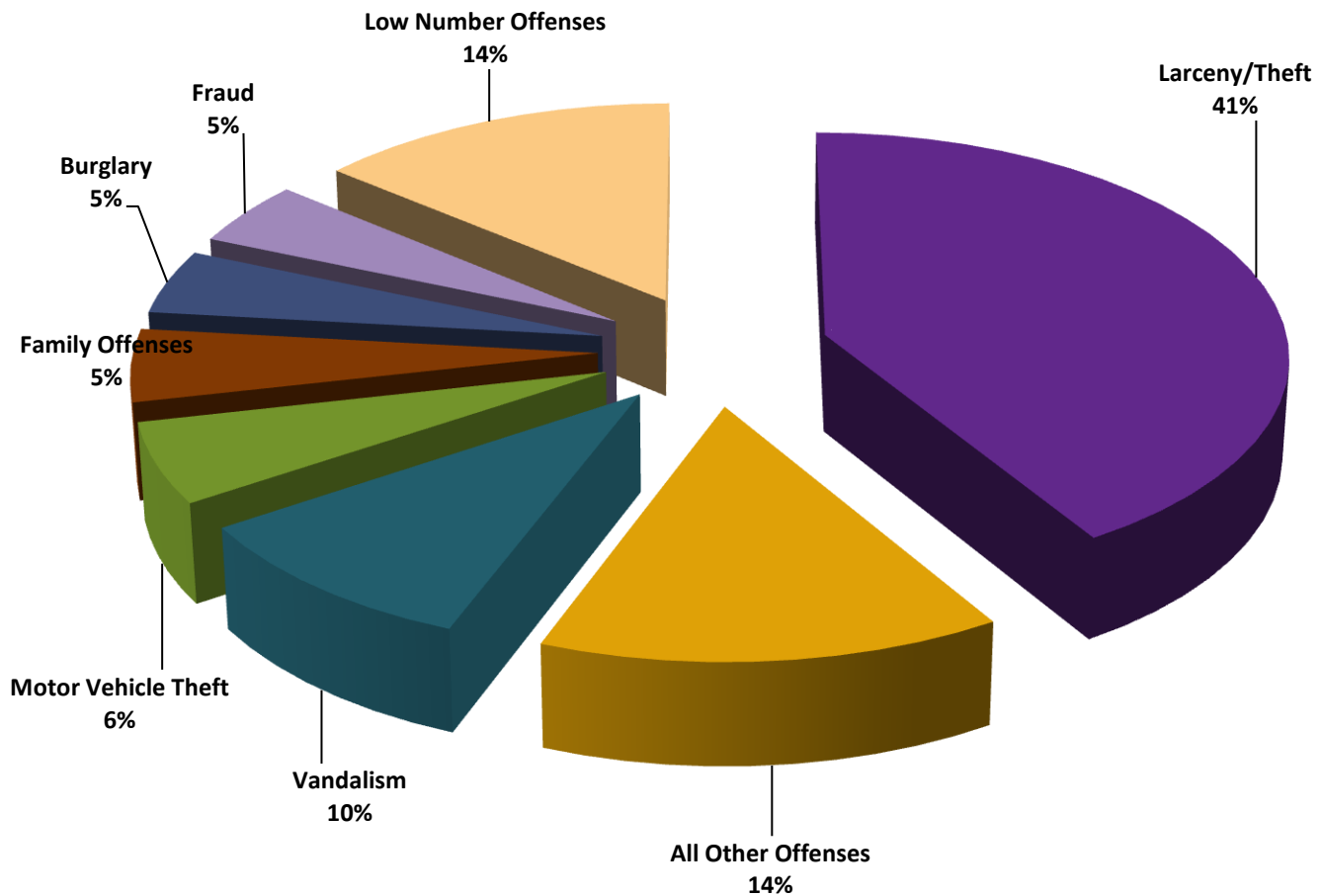
ALL OFFENSE TOTALS		
Offense Type	Aug-14	Aug-15
<b>PART I OFFENSES</b>	<b>86</b>	<b>94</b>
<b>PART II OFFENSES</b>	<b>60</b>	<b>78</b>
<b>NON-UCR OFFENSES</b>	<b>60</b>	<b>80</b>
<b>TOTAL</b>	<b>206</b>	<b>252</b>

PART II OFFENSES		
Offense	Aug-14	Aug-15
Other Assaults	7	5
Forgery/Counterfeiting	3	1
Fraud	8	8
Embezzlement	0	0
Stolen Property	1	2
Vandalism	15	17
Weapons	0	1
Prostitution	0	0
Sex Offenses	0	1
Drug Abuse	0	2
Gambling	0	0
Family Offenses	2	9
DUI	0	2
Liquor Laws	0	1
Drunkenness	0	2
Disorderly Conduct	0	2
All Other Offenses	24	25
Curfew/Loitering	0	0
Runaway	0	0
<b>PART II TOTALS</b>	<b>60</b>	<b>78</b>

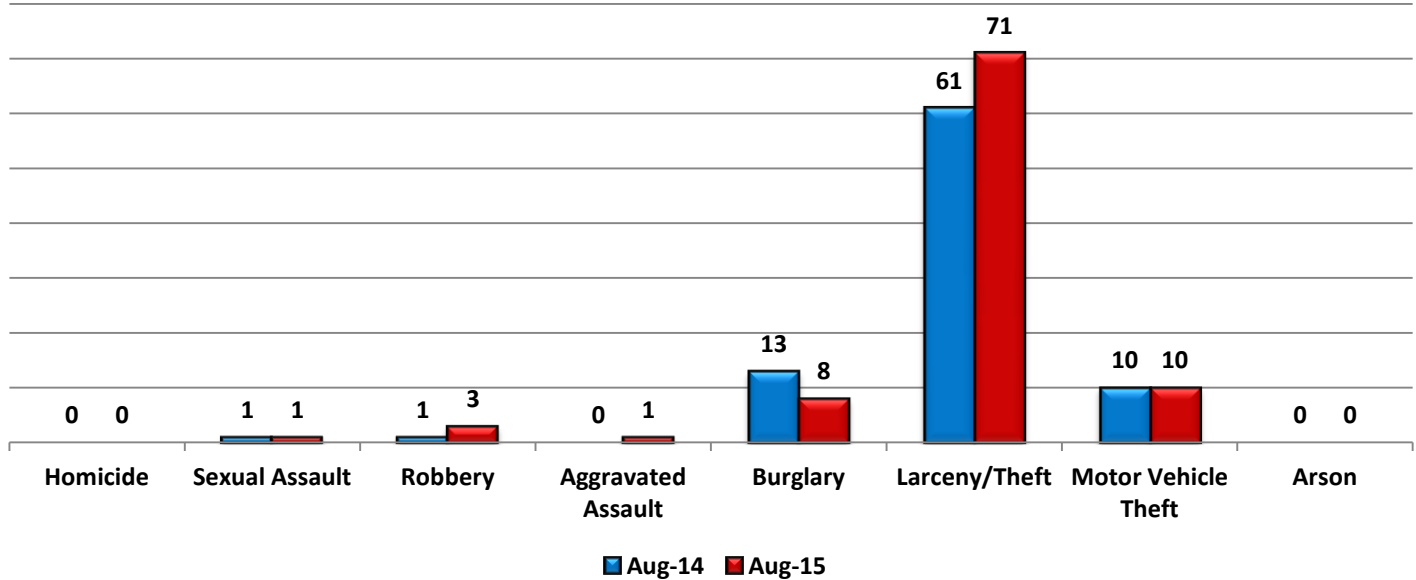
OTHER EVENT TOTALS		
Event Type	Aug-14	Aug-15
Reports Generated	194	213
Street Checks	16	12
Traffic Citations	59	221
Misdemeanor Citations	0	1
Jail Bookings	6	6
<b>TOTAL</b>	<b>275</b>	<b>453</b>



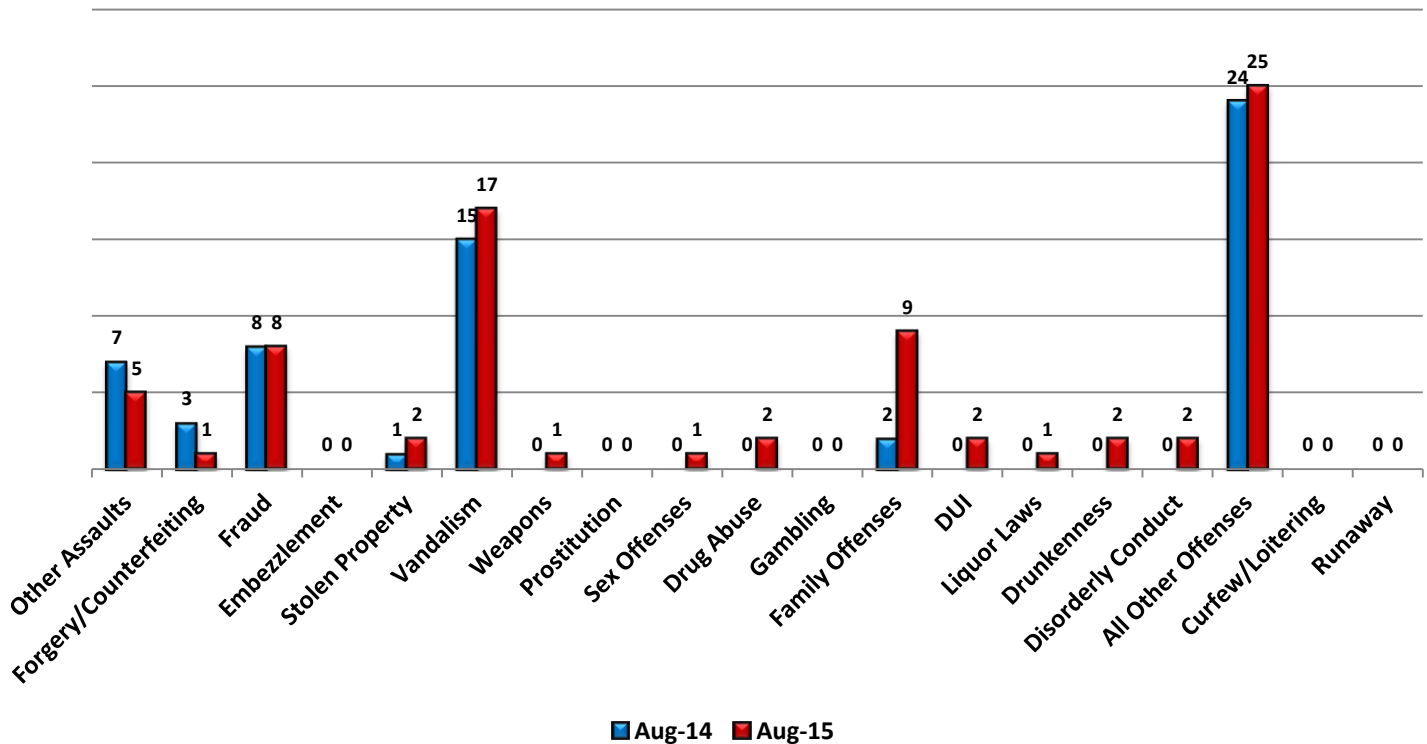
## 2015 – Part I & II Offense Percentages



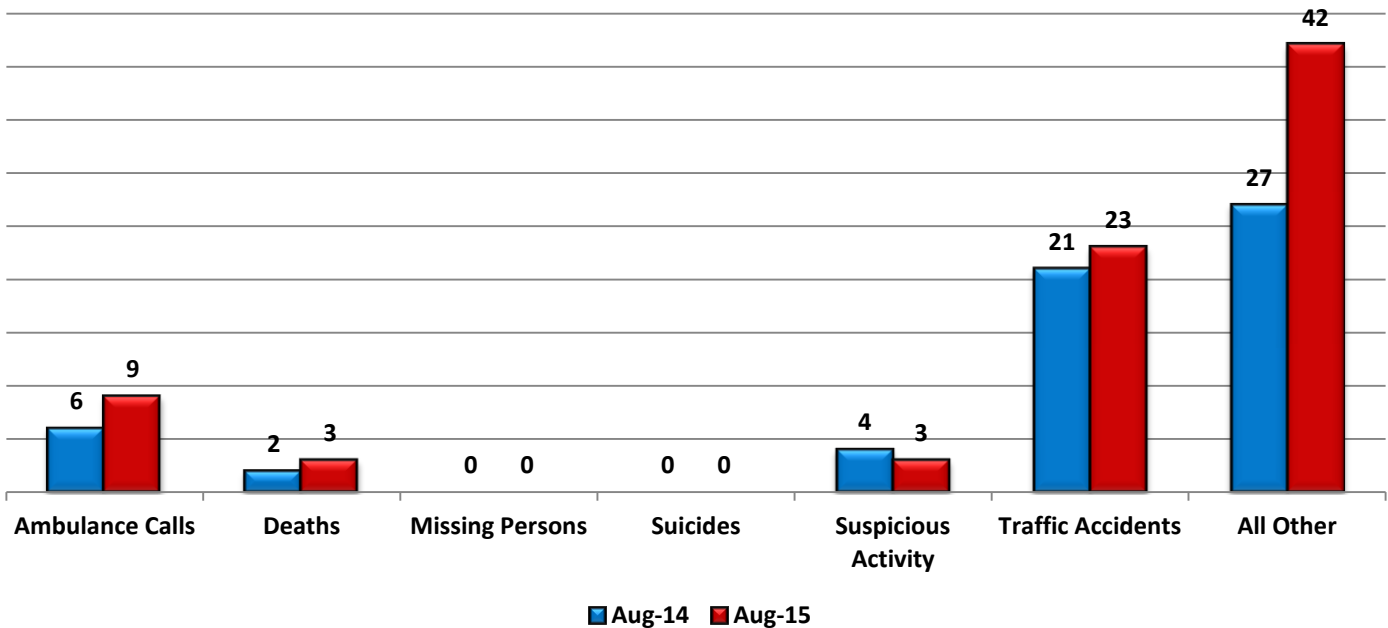
## PART I OFFENSES



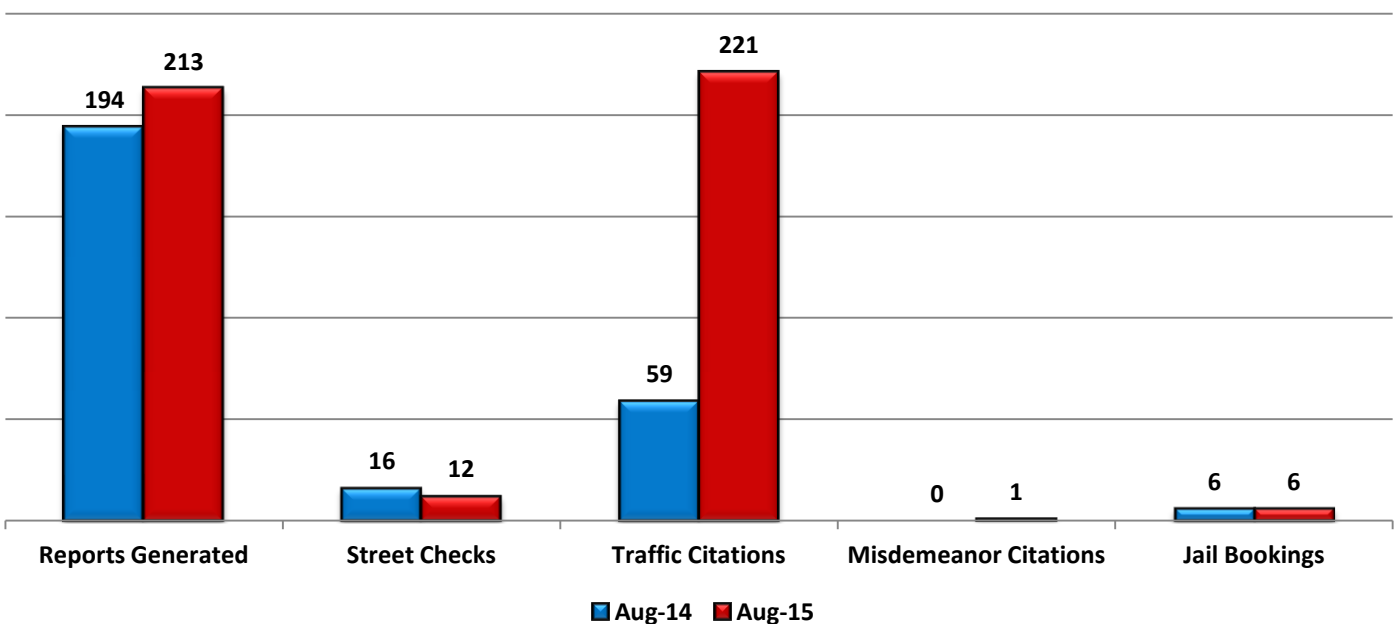
## PART II OFFENSES



## NON-UCR OFFENSES

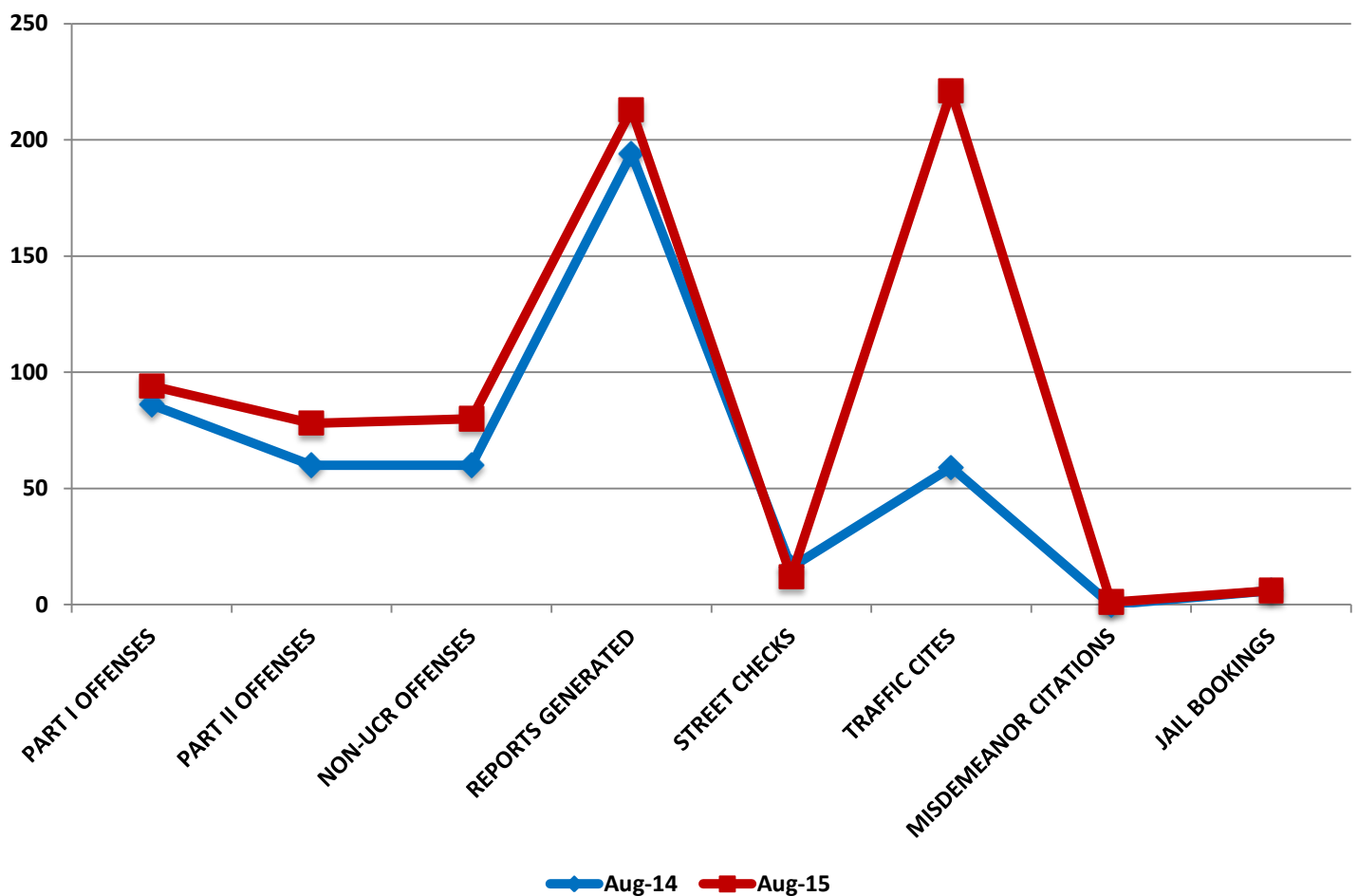


## OTHER EVENT TOTALS



Combined Offense/Event Trends

	Aug-14	Aug-15
<b>PART I OFFENSES</b>	86	94
<b>PART II OFFENSES</b>	60	78
<b>NON-UCR OFFENSES</b>	60	80
<b>REPORTS GENERATED</b>	194	213
<b>STREET CHECKS</b>	16	12
<b>TRAFFIC CITATIONS</b>	59	221
<b>MISDEMEANOR CITATIONS</b>	0	1
<b>JAIL BOOKINGS</b>	6	6





## CITY COUNCIL DISTRICT #6

### MONTHLY OFFENSE SUMMARY

**SEPTEMBER 2015**

These figures represent preliminary counts of original Police Incident Reports and include all offenses within the above listed City Council District only. Full statistical analysis to determine the confidence level of this data has not been performed. The results contained herein are approximate in relation to the listed area and may not fully coincide with data shown in other areas of SLCPD's Crime Statistics page such as Calls for Service, Crimes Trending, and Crime Reports due to and reflective of departmental procedures that were in place at the time the event occurred and the date this data was compiled. Results displayed are not distinguished as attempted or completed crimes, do not include other calls for police service, and only represent police service where a report was made. Police Incident Reports are classified by primary offense categories as defined by the Uniform Crime Reporting (UCR) system. However, data is not subjected to any other standards set forth under UCR. Although every reasonable verification effort is made, the accuracy of any data is subject to the constraints of the report generation process as well as the manner, format, and point in time of any query.

---

<b>PART I OFFENSES:</b>	Chosen by the FBI as Part I Offenses because they are serious crimes that occur with regularity in all areas of the country and are likely to be reported to Police.
<b>PART II OFFENSES:</b>	All other crimes other than the eight Part I Offenses. The Uniform Crime Reporting Program gathers only arrest data for Part II Offenses, however, SLCPD results displayed in this document display all Part II Offenses, regardless of the presence of arrest data.
<b>ALL OTHER OFFENSES:</b>	Under the Part II Offense section, 'All Other Offenses' include Peeping Tom, Trespass, Kidnap/Abduction, Pornography, Extortion/Blackmail, Bribery, Warrants, Sexual Offenses, Obstruction, Public Peace, and Hit & Run.
<b>NON-UCR OFFENSES:</b>	Non-UCR Offenses include reports for all other offenses not classified as a Part I or Part II Offense. Results displayed separate some of these offenses such as Ambulance Calls, Deaths, Missing Persons, Suicides, Suspicious Activity, and Traffic Accidents.
<b>ALL OTHER NON-UCR:</b>	Under the Non-UCR category, 'All Other' include the remainder of offenses not classified as Part I or Part II and not separated from the Non-UCR Offenses. These include things such as Loud Parties, Barking Dogs, Mentally Ill Subjects, Citizen Assistance, etc.
<b>LOW NUMBER OFFENSES:</b>	On page two, in the interest of space and allowing for easier viewing, the category titled 'Low Number Offenses' include Part I and Part II Offenses from page one that have totals under the amount of 9.

**DISTRICT 6**  
Monthly Offense Summary  
September 2015

PART I OFFENSES		
Offense	Sep-14	Sep-15
Homicide	0	0
Sexual Assault	1	0
Robbery	0	1
Aggravated Assault	3	0
Burglary	14	9
Larceny/Theft	64	70
Motor Vehicle Theft	11	11
Arson	0	0
<b>PART I TOTALS</b>	<b>93</b>	<b>91</b>

NON-UCR OFFENSES		
Offense	Sep-14	Sep-15
Ambulance Calls	2	1
Deaths	1	1
Missing Persons	2	2
Suicides	0	0
Suspicious Activity	3	1
Traffic Accidents	23	28
All Other	44	29
<b>NON-UCR TOTALS</b>	<b>75</b>	<b>62</b>

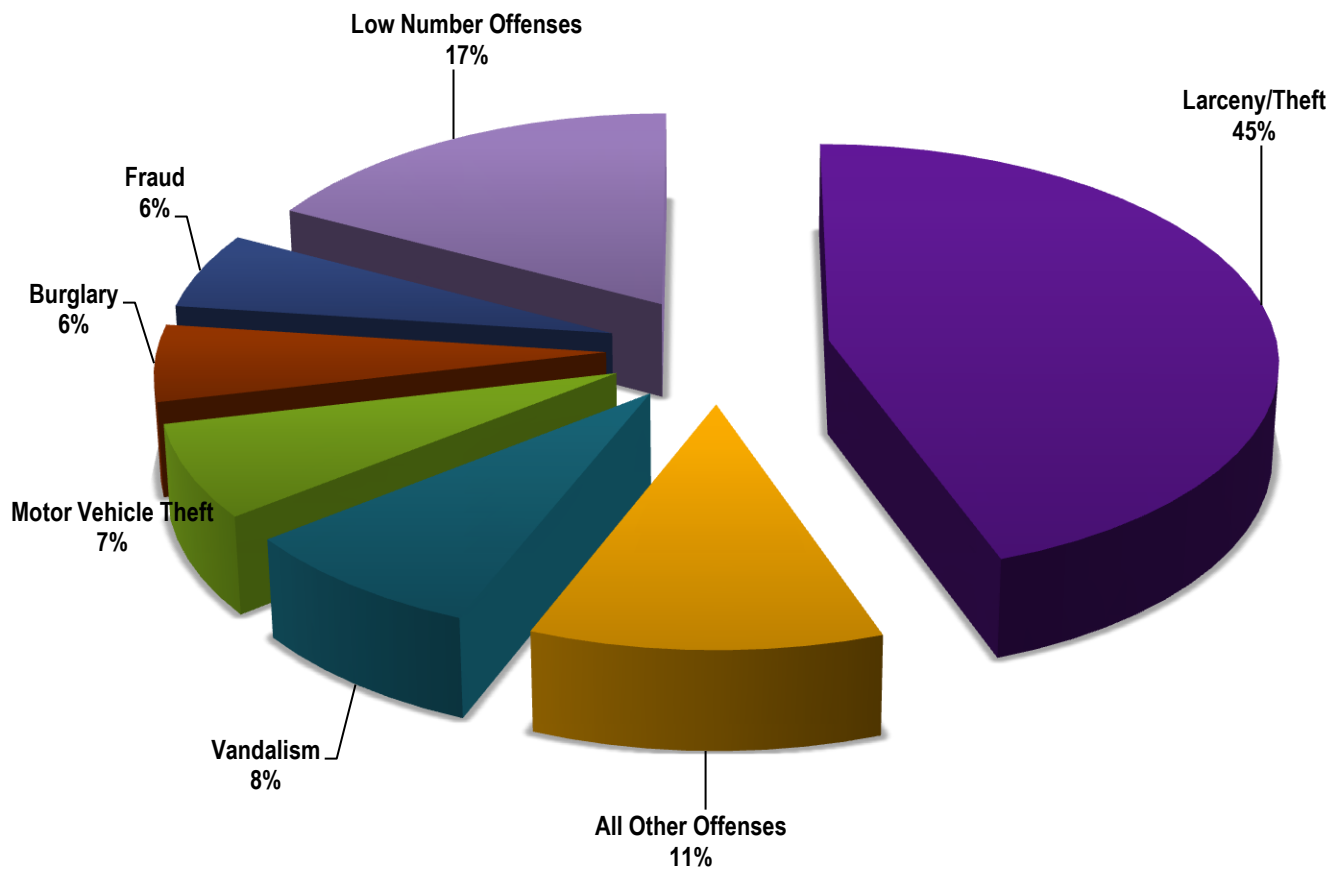
ALL OFFENSE TOTALS		
Offense Type	Sep-14	Sep-15
PART I OFFENSES	93	91
PART II OFFENSES	61	66
NON-UCR OFFENSES	75	62
<b>TOTAL</b>	<b>229</b>	<b>219</b>

PART II OFFENSES		
Offense	Sep-14	Sep-15
Other Assaults	6	6
Forgery/Counterfeiting	2	3
Fraud	6	9
Embezzlement	0	0
Stolen Property	3	3
Vandalism	4	13
Weapons	0	2
Prostitution	0	1
Sex Offenses	2	0
Drug Abuse	7	4
Gambling	0	0
Family Offenses	7	3
DUI	2	1
Liquor Laws	1	1
Drunkenness	0	1
Disorderly Conduct	1	1
All Other Offenses	19	18
Curfew/Loitering	0	0
Runaway	1	0
<b>PART II TOTALS</b>	<b>61</b>	<b>66</b>

OTHER EVENT TOTALS		
Event Type	Sep-14	Sep-15
Reports Generated	189	195
Street Checks	14	26
Traffic Citations	97	224
Misdemeanor Citations	1	3
Jail Bookings	7	6
<b>TOTAL</b>	<b>308</b>	<b>454</b>



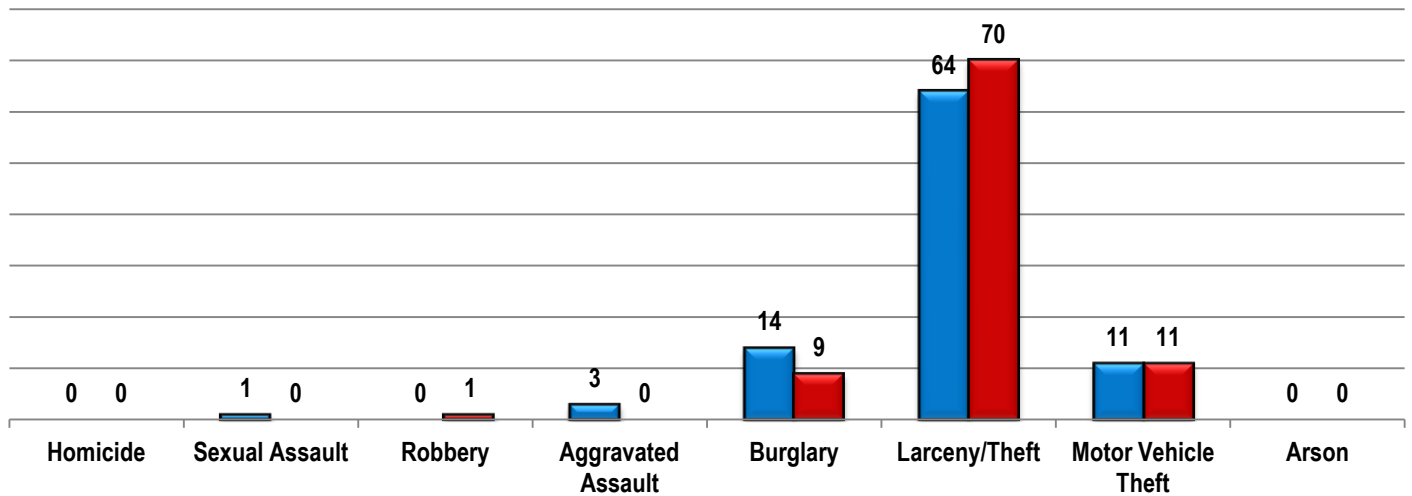
## 2015 - PART I & II OFFENSE PERCENTAGES





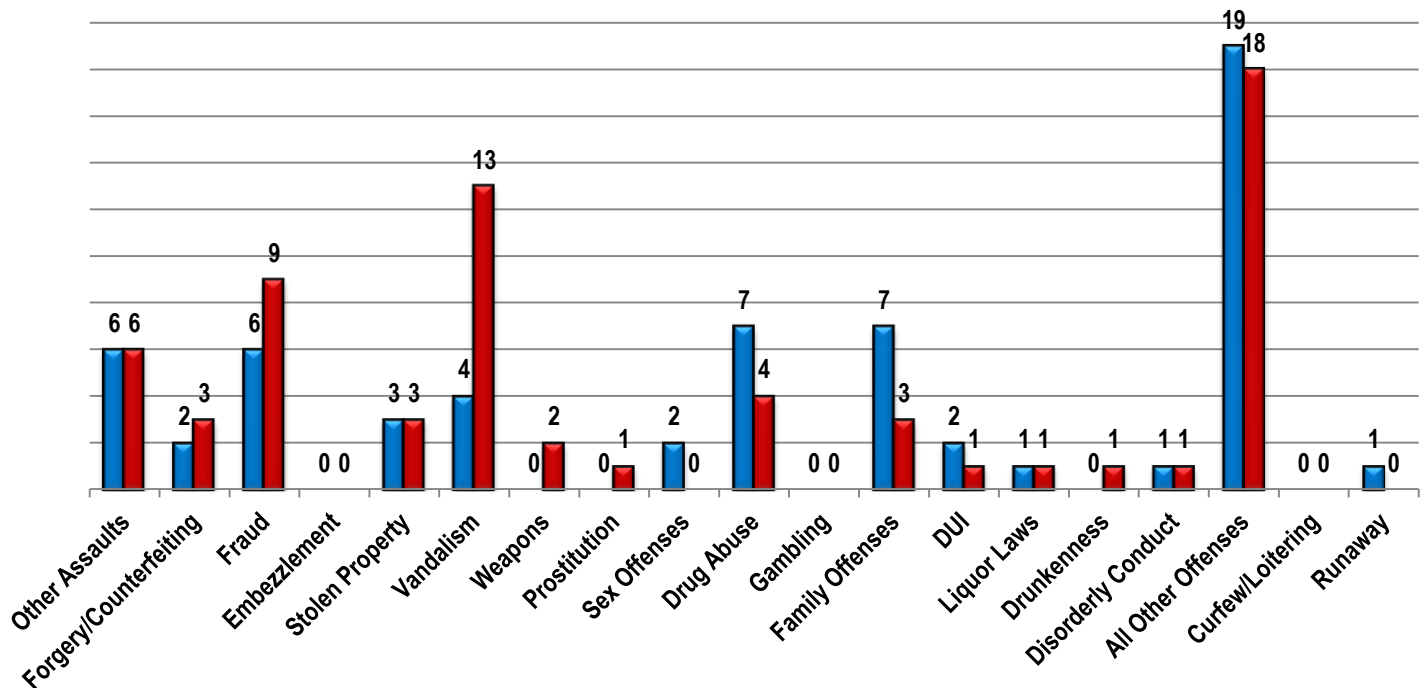
## PART I OFFENSES

■ Sep-14 ■ Sep-15



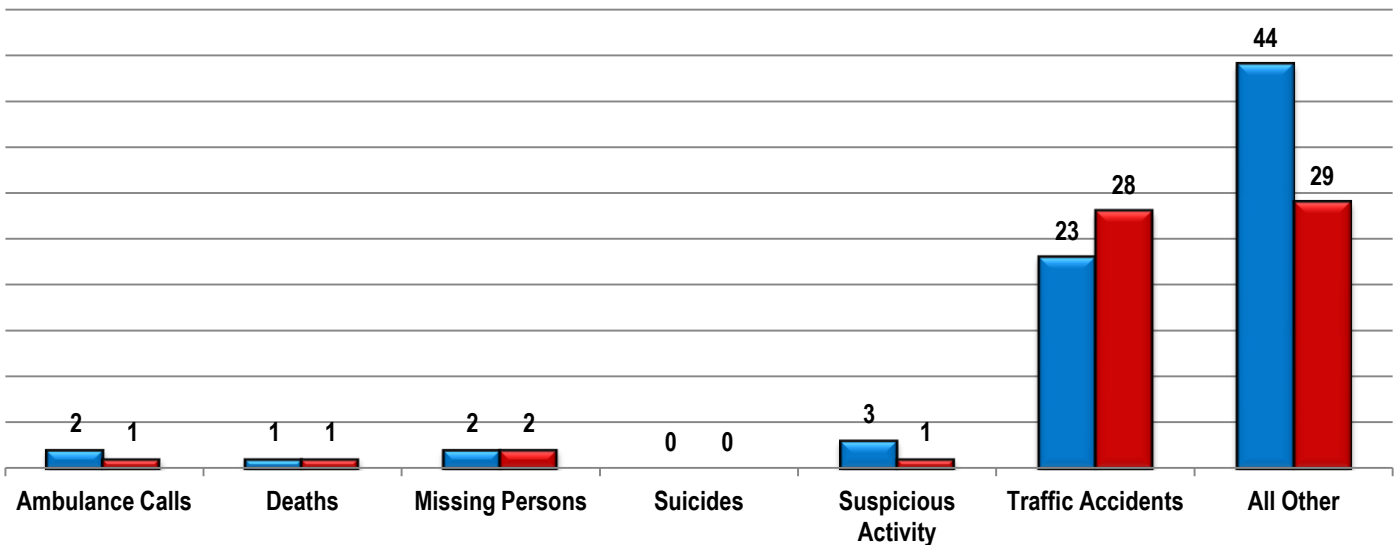
## PART II OFFENSES

■ Sep-14 ■ Sep-15



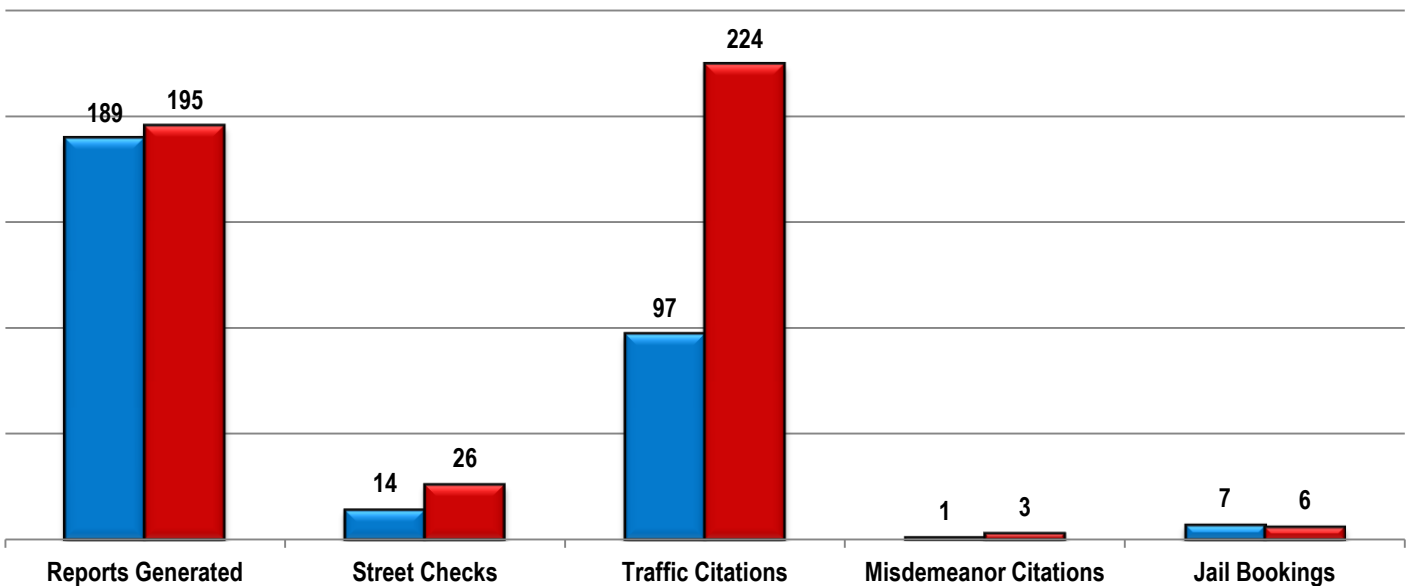
## NON-UCR OFFENSES

■ Sep-14 ■ Sep-15



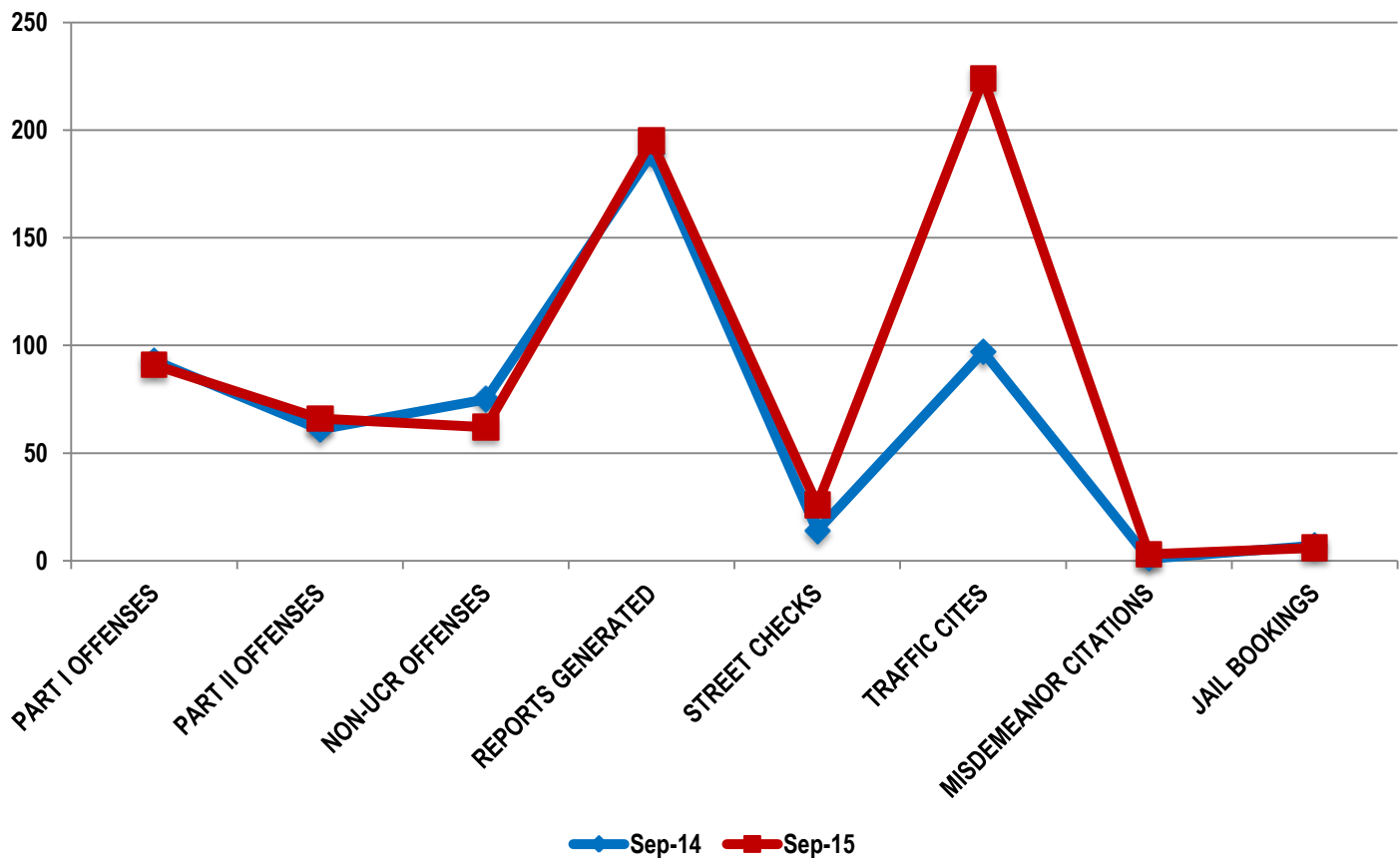
## OTHER EVENT TOTALS

■ Sep-14 ■ Sep-15



Combined Offense/Event Trends

	Sep-14	Sep-15
<b>PART I OFFENSES</b>	93	91
<b>PART II OFFENSES</b>	61	66
<b>NON-UCR OFFENSES</b>	75	62
<b>REPORTS GENERATED</b>	189	195
<b>STREET CHECKS</b>	14	26
<b>TRAFFIC CITATIONS</b>	97	224
<b>MISDEMEANOR CITATIONS</b>	1	3
<b>JAIL BOOKINGS</b>	7	6





## CITY COUNCIL DISTRICT #6

### MONTHLY OFFENSE SUMMARY

**OCTOBER 2015**

These figures represent preliminary counts of original Police Incident Reports and include all offenses within the above listed City Council District only. Full statistical analysis to determine the confidence level of this data has not been performed. The results contained herein are approximate in relation to the listed area and may not fully coincide with data shown in other areas of SLCPD's Crime Statistics page such as Calls for Service, Crimes Trending, and Crime Reports due to and reflective of departmental procedures that were in place at the time the event occurred and the date this data was compiled. Results displayed are not distinguished as attempted or completed crimes, do not include other calls for police service, and only represent police service where a report was made. Police Incident Reports are classified by primary offense categories as defined by the Uniform Crime Reporting (UCR) system. However, data is not subjected to any other standards set forth under UCR. Although every reasonable verification effort is made, the accuracy of any data is subject to the constraints of the report generation process as well as the manner, format, and point in time of any query.

---

<b>PART I OFFENSES:</b>	Chosen by the FBI as Part I Offenses because they are serious crimes that occur with regularity in all areas of the country and are likely to be reported to Police.
<b>PART II OFFENSES:</b>	All other crimes other than the eight Part I Offenses. The Uniform Crime Reporting Program gathers only arrest data for Part II Offenses, however, SLCPD results displayed in this document display all Part II Offenses, regardless of the presence of arrest data.
<b>ALL OTHER OFFENSES:</b>	Under the Part II Offense section, 'All Other Offenses' include Peeping Tom, Trespass, Kidnap/Abduction, Pornography, Extortion/Blackmail, Bribery, Warrants, Sexual Offenses, Obstruction, Public Peace, and Hit & Run.
<b>NON-UCR OFFENSES:</b>	Non-UCR Offenses include reports for all other offenses not classified as a Part I or Part II Offense. Results displayed separate some of these offenses such as Ambulance Calls, Deaths, Missing Persons, Suicides, Suspicious Activity, and Traffic Accidents.
<b>ALL OTHER NON-UCR:</b>	Under the Non-UCR category, 'All Other' include the remainder of offenses not classified as Part I or Part II and not separated from the Non-UCR Offenses. These include things such as Loud Parties, Barking Dogs, Mentally Ill Subjects, Citizen Assistance, etc.
<b>LOW NUMBER OFFENSES:</b>	On page two, in the interest of space and allowing for easier viewing, the category titled 'Low Number Offenses' include Part I and Part II Offenses from page one that have totals under the amount of 5.

**DISTRICT 6**  
Monthly Offense Summary  
October 2015

PART I OFFENSES		
Offense	Oct-14	Oct-15
Homicide	0	0
Sexual Assault	1	3
Robbery	2	1
Aggravated Assault	0	0
Burglary	14	22
Larceny/Theft	81	42
Motor Vehicle Theft	8	5
Arson	0	0
<b>PART I TOTALS</b>	<b>106</b>	<b>73</b>

NON-UCR OFFENSES		
Offense	Oct-14	Oct-15
Ambulance Calls	4	4
Deaths	0	0
Missing Persons	1	2
Suicides	0	2
Suspicious Activity	6	3
Traffic Accidents	21	24
All Other	31	44
<b>NON-UCR TOTALS</b>	<b>63</b>	<b>79</b>

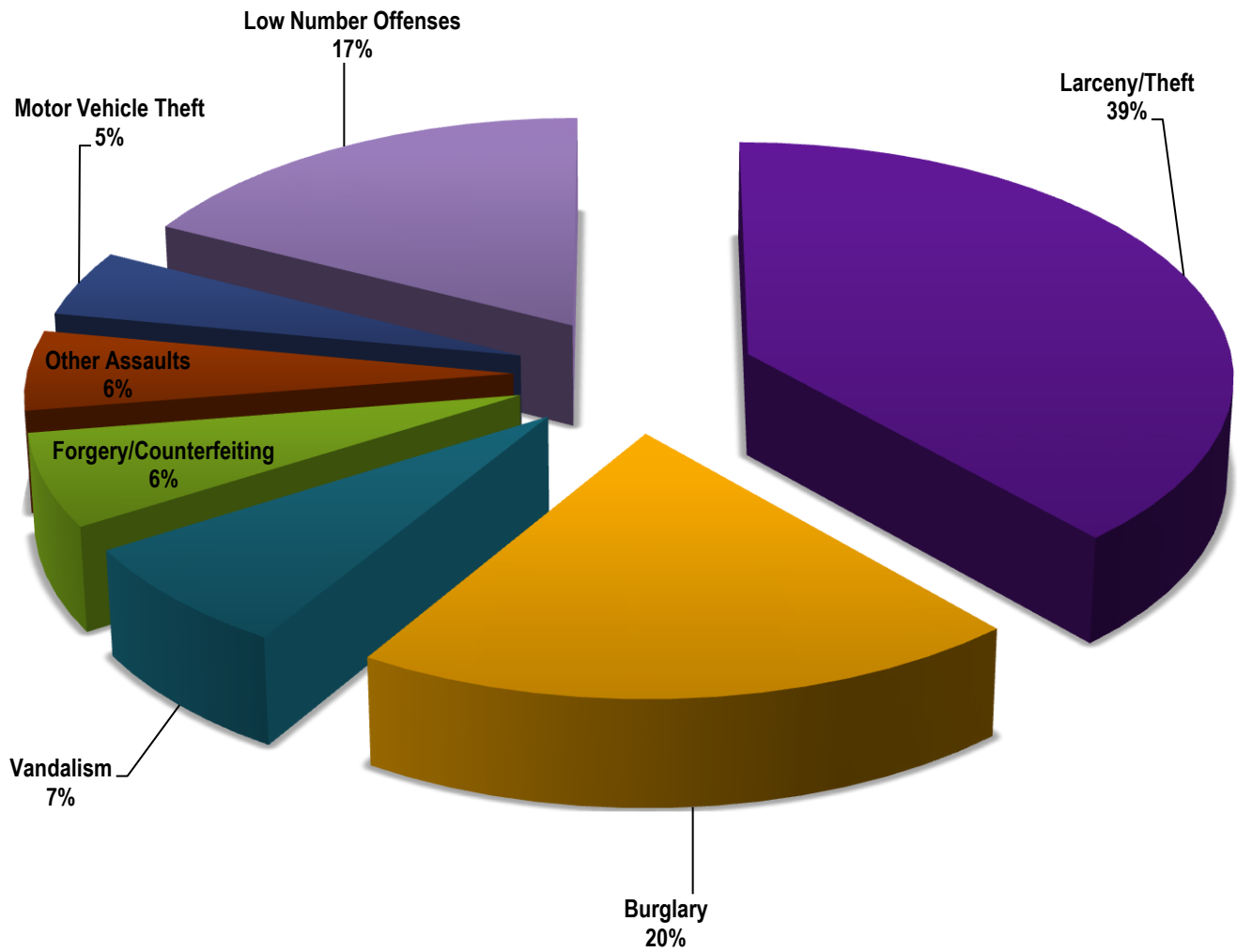
ALL OFFENSE TOTALS		
Offense Type	Oct-14	Oct-15
<b>PART I OFFENSES</b>	<b>106</b>	<b>73</b>
<b>PART II OFFENSES</b>	<b>38</b>	<b>36</b>
<b>NON-UCR OFFENSES</b>	<b>63</b>	<b>79</b>
<b>TOTAL</b>	<b>207</b>	<b>188</b>

PART II OFFENSES		
Offense	Oct-14	Oct-15
Other Assaults	4	6
Forgery/Counterfeiting	1	7
Fraud	8	4
Embezzlement	0	0
Stolen Property	1	0
Vandalism	9	8
Weapons	0	0
Prostitution	2	0
Sex Offenses	0	0
Drug Abuse	0	2
Gambling	0	0
Family Offenses	7	3
DUI	0	2
Liquor Laws	1	0
Drunkenness	1	2
Disorderly Conduct	1	0
All Other Offenses	3	2
Curfew/Loitering	0	0
Runaway	0	0
<b>PART II TOTALS</b>	<b>38</b>	<b>36</b>

OTHER EVENT TOTALS		
Event Type	Oct-14	Oct-15
Reports Generated	198	173
Street Checks	21	26
Traffic Citations	96	102
Misdemeanor Citations	2	2
Jail Bookings	7	3
<b>TOTAL</b>	<b>324</b>	<b>306</b>

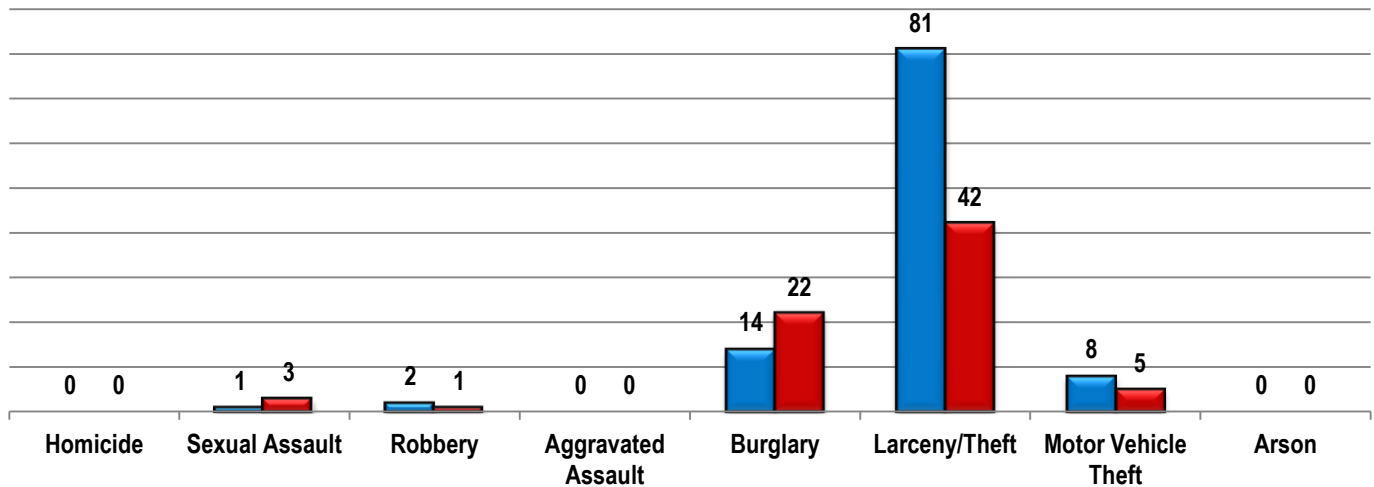


## 2015 - PART I & II OFFENSE PERCENTAGES



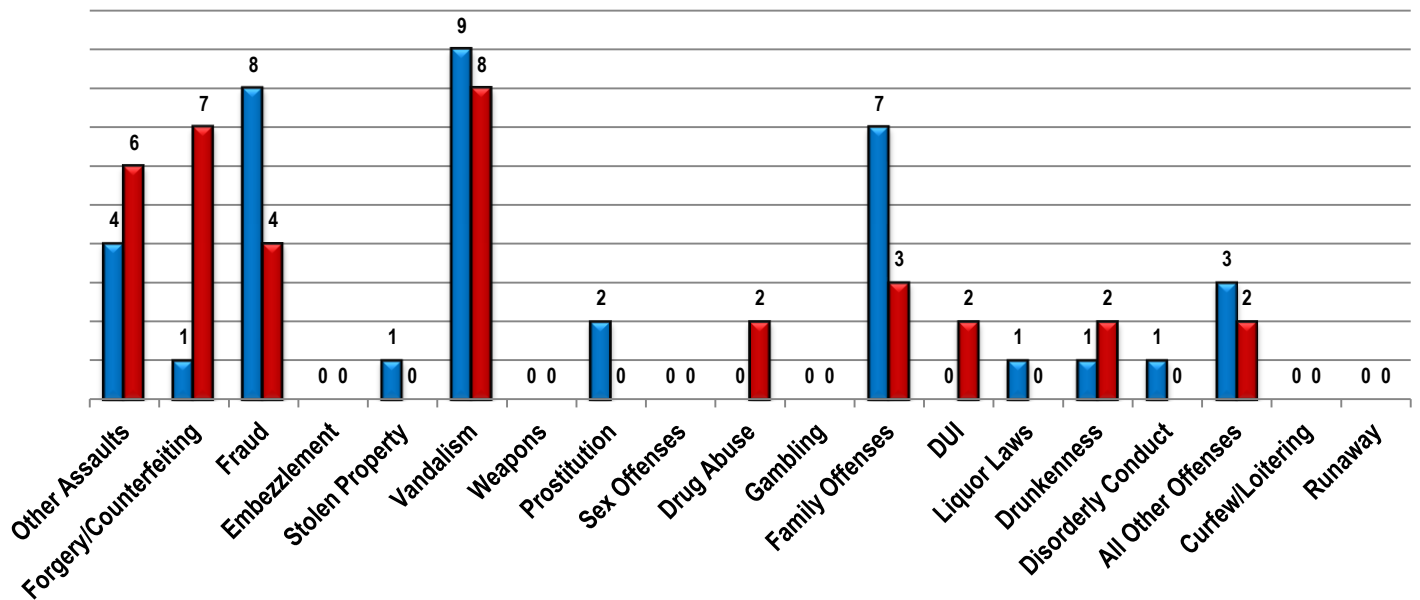
## PART I OFFENSES

■ Oct-14 ■ Oct-15



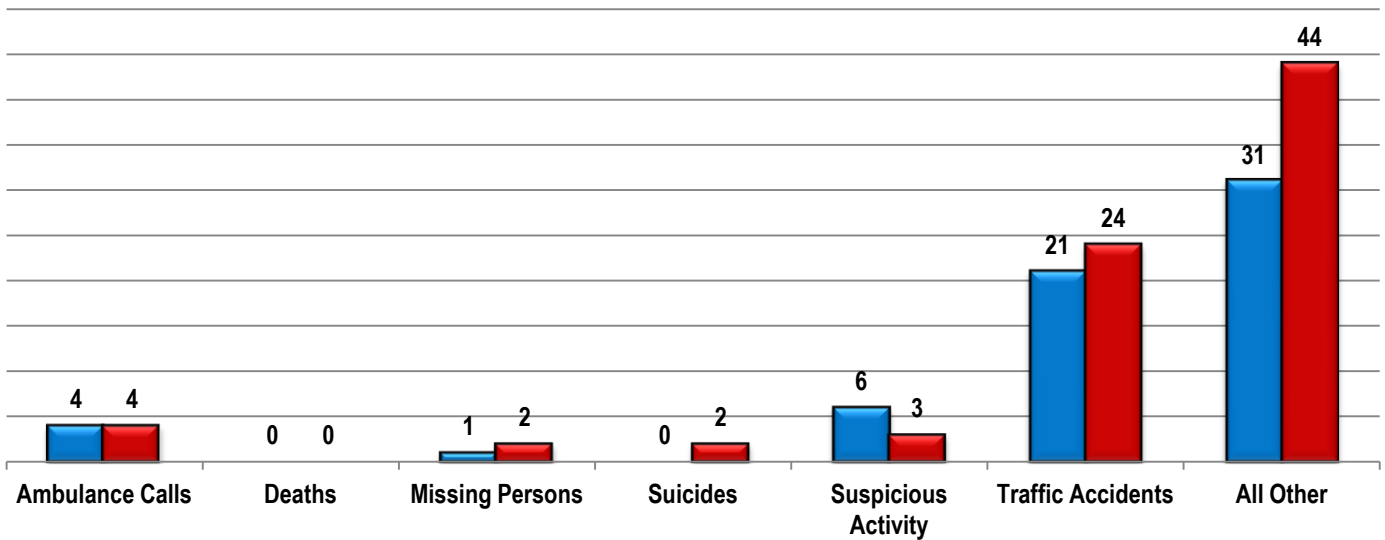
## PART II OFFENSES

■ Oct-14 ■ Oct-15



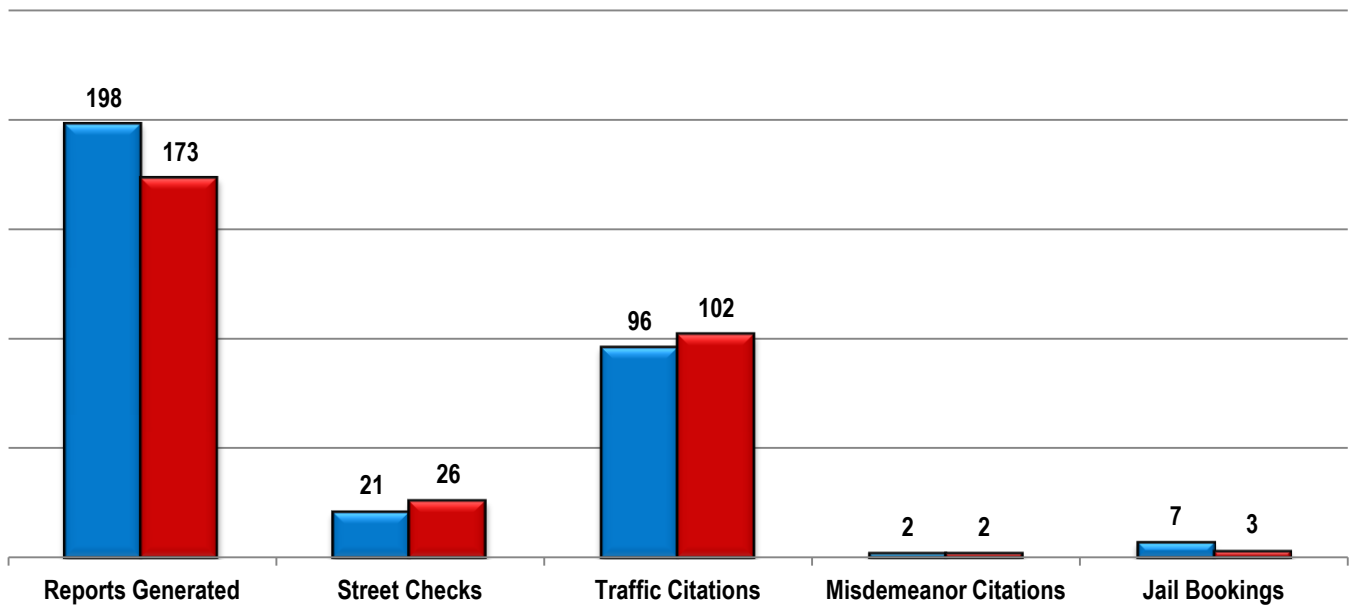
## NON-UCR OFFENSES

■ Oct-14 ■ Oct-15



## OTHER EVENT TOTALS

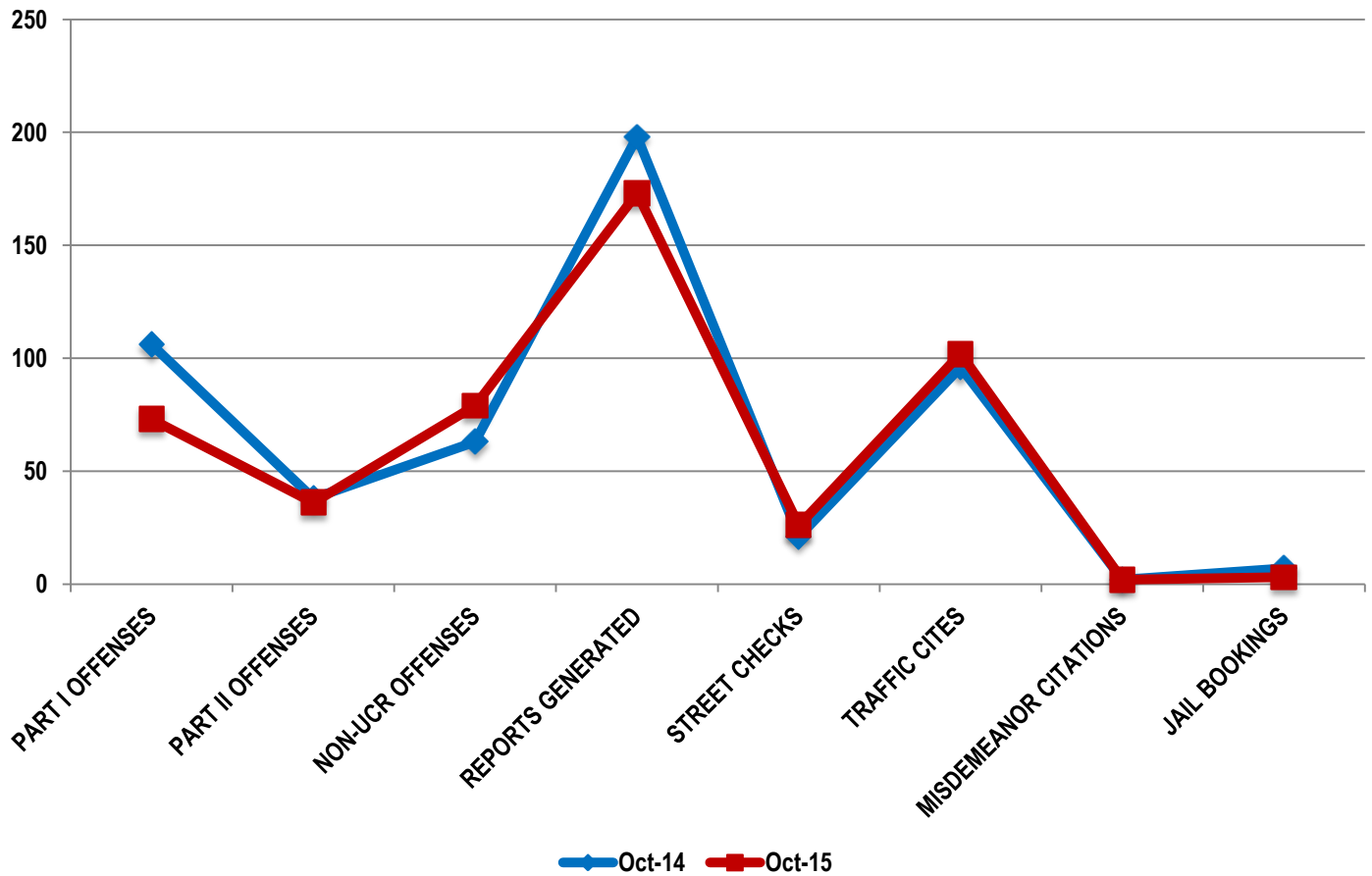
■ Oct-14 ■ Oct-15



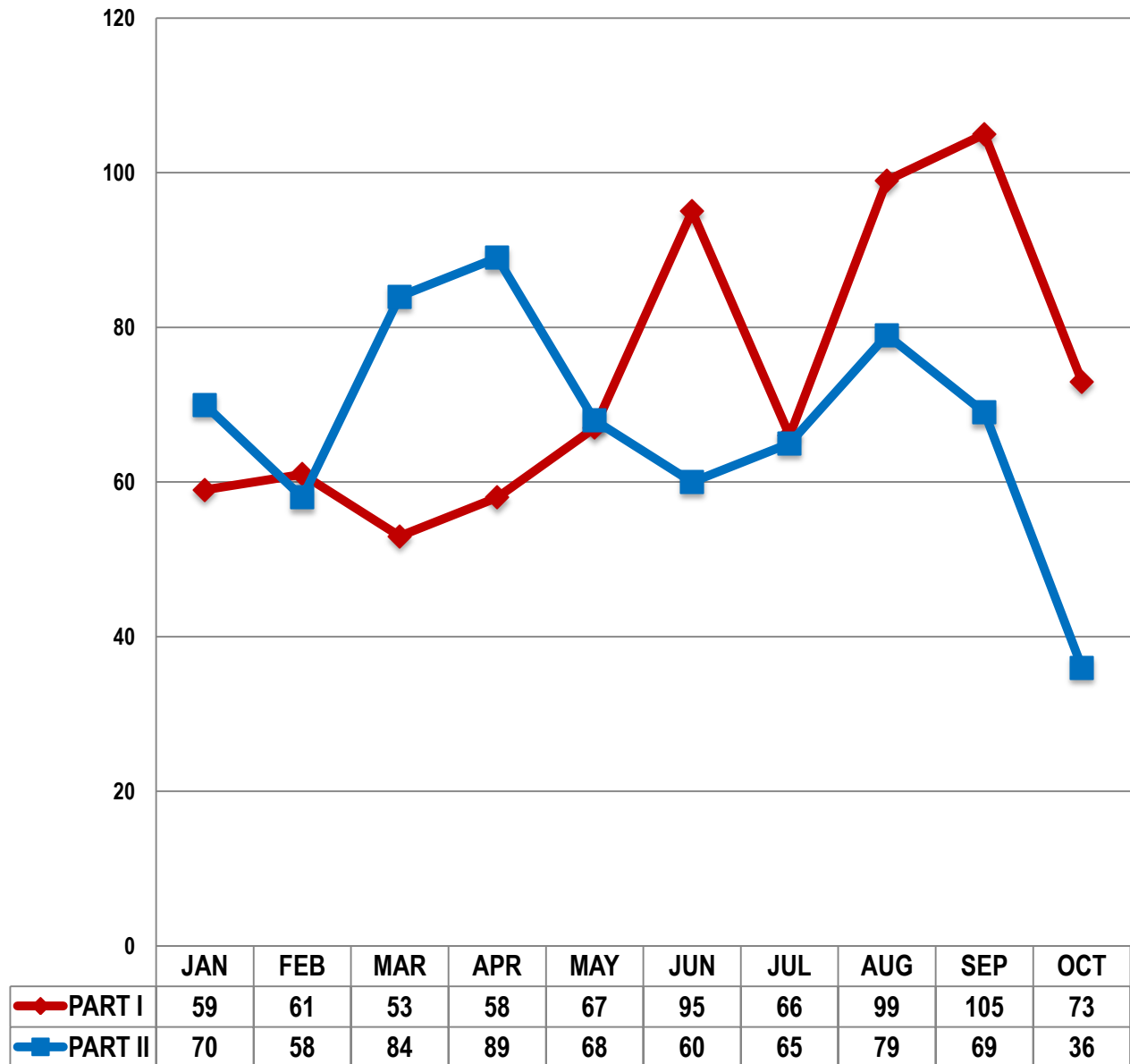


Combined Offense/Event Trends

	Oct-14	Oct-15
PART I OFFENSES	106	73
PART II OFFENSES	38	36
NON-UCR OFFENSES	63	79
REPORTS GENERATED	198	173
STREET CHECKS	21	26
TRAFFIC CITATIONS	96	102
MISDEMEANOR CITATIONS	2	2
JAIL BOOKINGS	7	3



## PART I & II OFFENSES - YEAR TO DATE





## CITY COUNCIL DISTRICT #6

### MONTHLY OFFENSE SUMMARY

**NOVEMBER 2015**

These figures represent preliminary counts of original Police Incident Reports and include all offenses within the above listed City Council District only. Full statistical analysis to determine the confidence level of this data has not been performed. The results contained herein are approximate in relation to the listed area and may not fully coincide with data shown in other areas of SLCPD's Crime Statistics page such as Calls for Service, Crimes Trending, and Crime Reports due to and reflective of departmental procedures that were in place at the time the event occurred and the date this data was compiled. Results displayed are not distinguished as attempted or completed crimes, do not include other calls for police service, and only represent police service where a report was made. Police Incident Reports are classified by primary offense categories as defined by the Uniform Crime Reporting (UCR) system. However, data is not subjected to any other standards set forth under UCR. Although every reasonable verification effort is made, the accuracy of any data is subject to the constraints of the report generation process as well as the manner, format, and point in time of any query.

---

<b>PART I OFFENSES:</b>	Chosen by the FBI as Part I Offenses because they are serious crimes that occur with regularity in all areas of the country and are likely to be reported to Police.
<b>PART II OFFENSES:</b>	All other crimes other than the eight Part I Offenses. The Uniform Crime Reporting Program gathers only arrest data for Part II Offenses, however, SLCPD results displayed in this document display all Part II Offenses, regardless of the presence of arrest data.
<b>ALL OTHER OFFENSES:</b>	Under the Part II Offense section, 'All Other Offenses' include Peeping Tom, Trespass, Kidnap/Abduction, Pornography, Extortion/Blackmail, Bribery, Warrants, Sexual Offenses, Obstruction, Public Peace, and Hit & Run.
<b>NON-UCR OFFENSES:</b>	Non-UCR Offenses include reports for all other offenses not classified as a Part I or Part II Offense. Results displayed separate some of these offenses such as Ambulance Calls, Deaths, Missing Persons, Suicides, Suspicious Activity, and Traffic Accidents.
<b>ALL OTHER NON-UCR:</b>	Under the Non-UCR category, 'All Other' include the remainder of offenses not classified as Part I or Part II and not separated from the Non-UCR Offenses. These include things such as Loud Parties, Barking Dogs, Mentally Ill Subjects, Citizen Assistance, etc.
<b>LOW NUMBER OFFENSES:</b>	On page two, in the interest of space and allowing for easier viewing, the category titled 'Low Number Offenses' include Part I and Part II Offenses from page one that have totals under the amount of 7.

**DISTRICT 6**  
Monthly Offense Summary  
November 2015

PART I OFFENSES		
Offense	Nov-14	Nov-15
Homicide	0	0
Sexual Assault	1	2
Robbery	2	3
Aggravated Assault	0	0
Burglary	8	16
Larceny/Theft	37	47
Motor Vehicle Theft	10	6
Arson	1	0
<b>PART I TOTALS</b>	<b>59</b>	<b>74</b>

NON-UCR OFFENSES		
Offense	Nov-14	Nov-15
Ambulance Calls	1	1
Deaths	1	0
Missing Persons	1	0
Suicides	0	0
Suspicious Activity	4	3
Traffic Accidents	19	23
All Other	44	37
<b>NON-UCR TOTALS</b>	<b>70</b>	<b>64</b>

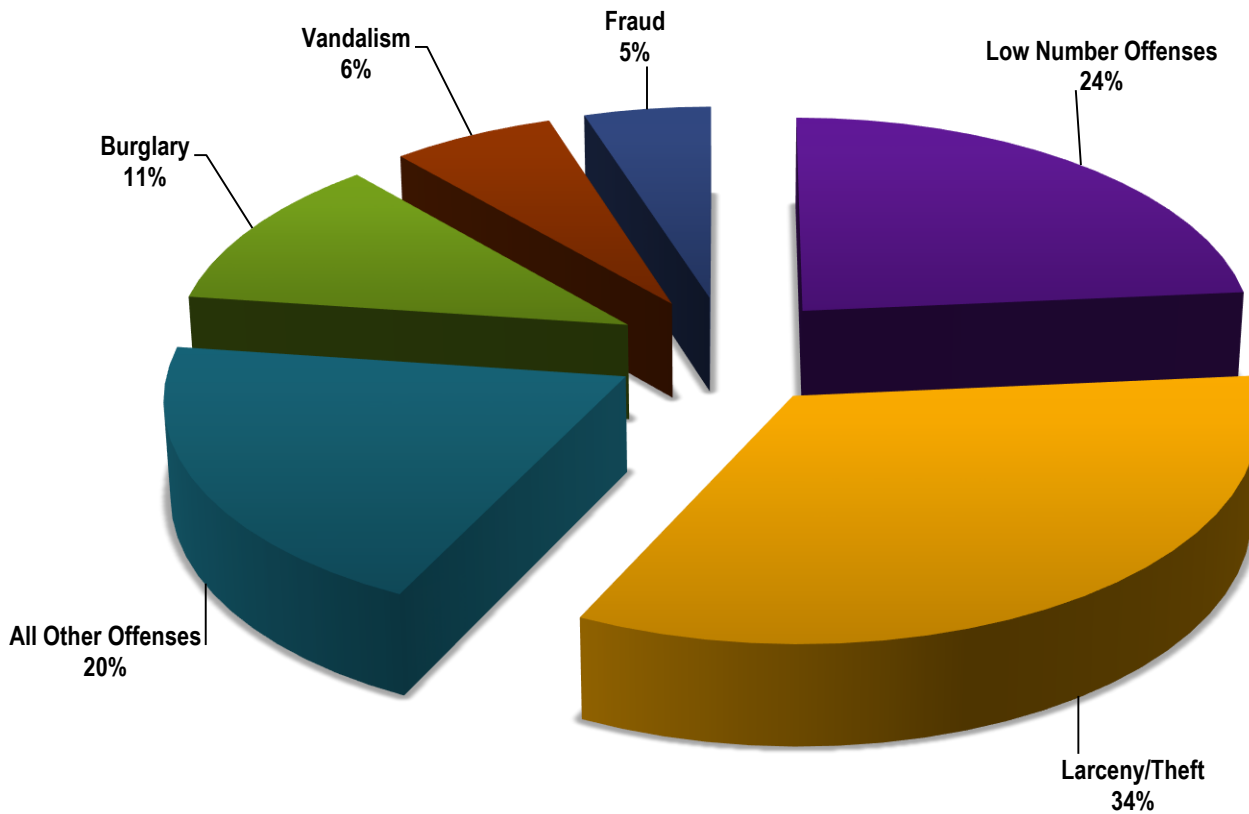
ALL OFFENSE TOTALS		
Offense Type	Nov-14	Nov-15
PART I OFFENSES	59	74
PART II OFFENSES	72	66
NON-UCR OFFENSES	70	64
<b>TOTAL</b>	<b>201</b>	<b>204</b>

PART II OFFENSES		
Offense	Nov-14	Nov-15
Other Assaults	8	6
Forgery/Counterfeiting	1	1
Fraud	6	7
Embezzlement	0	0
Stolen Property	2	0
Vandalism	19	9
Weapons	0	1
Prostitution	0	0
Sex Offenses	1	0
Drug Abuse	4	3
Gambling	0	0
Family Offenses	6	5
DUI	3	5
Liquor Laws	1	0
Drunkenness	1	1
Disorderly Conduct	0	0
All Other Offenses	19	28
Curfew/Loitering	0	0
Runaway	1	0
<b>PART II TOTALS</b>	<b>72</b>	<b>66</b>

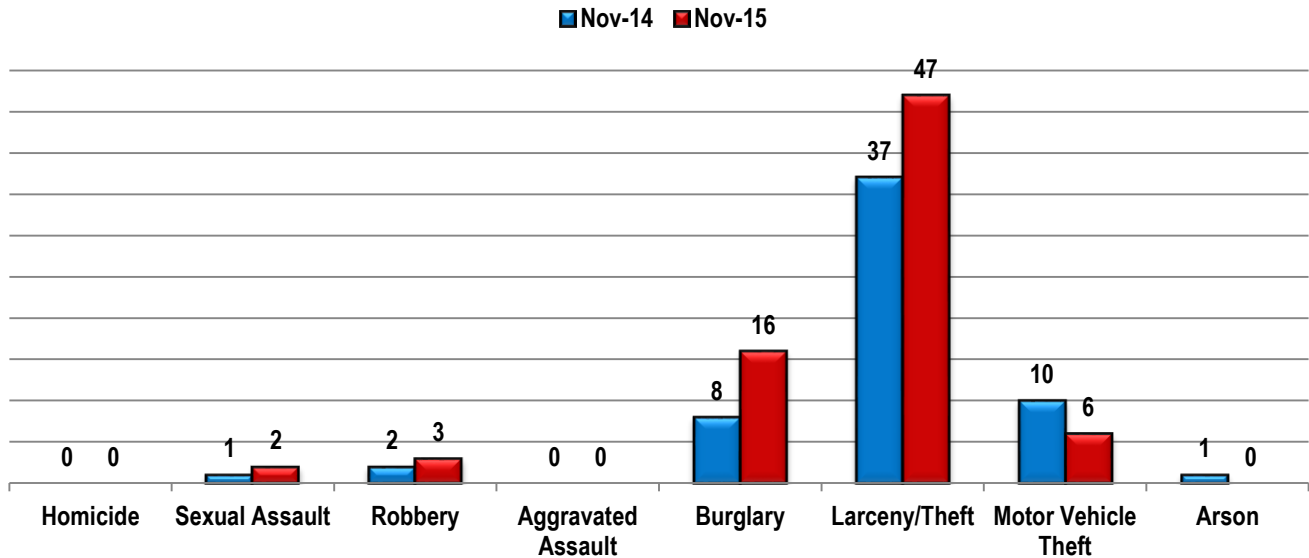
OTHER EVENT TOTALS		
Event Type	Nov-14	Nov-15
Reports Generated	154	166
Street Checks	12	15
Traffic Citations	236	120
Misdemeanor Citations	2	1
Jail Bookings	9	6
<b>TOTAL</b>	<b>413</b>	<b>308</b>



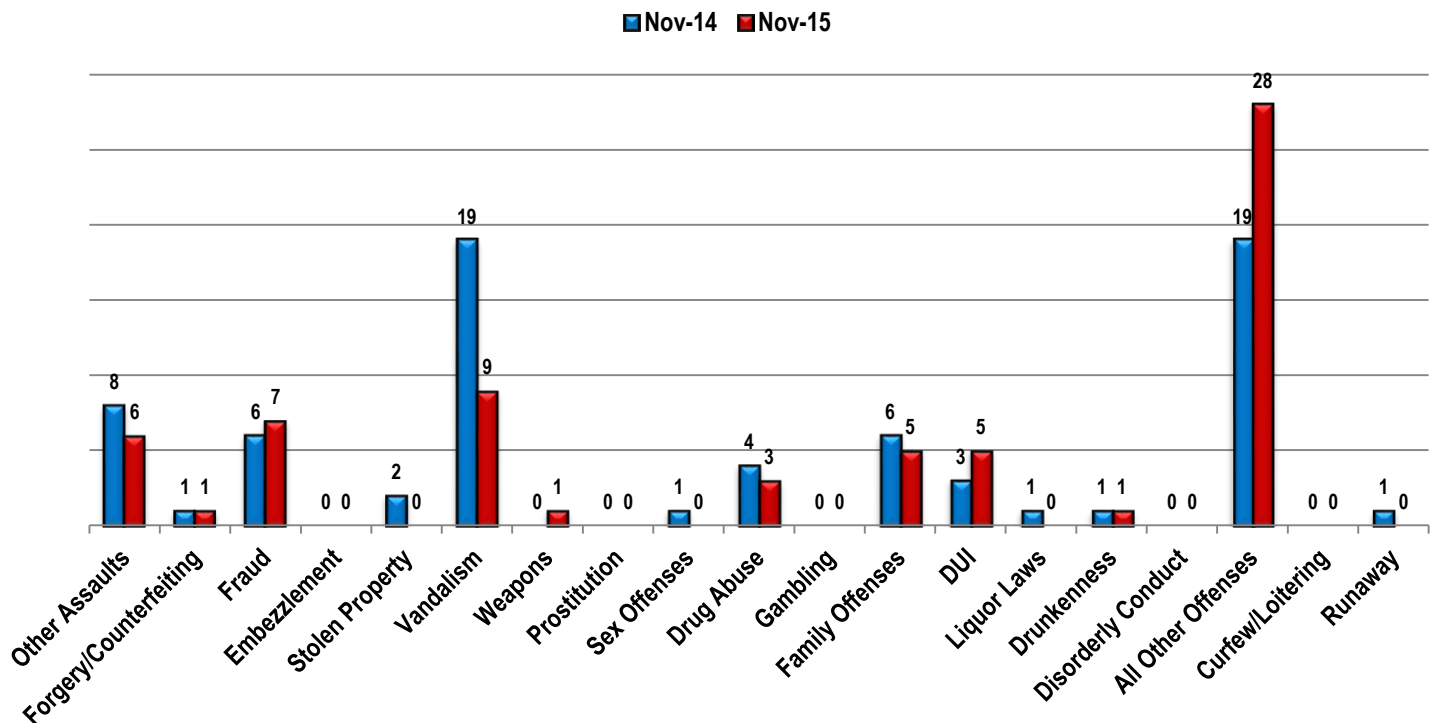
## 2015 - PART I & II OFFENSE PERCENTAGES



## PART I OFFENSES

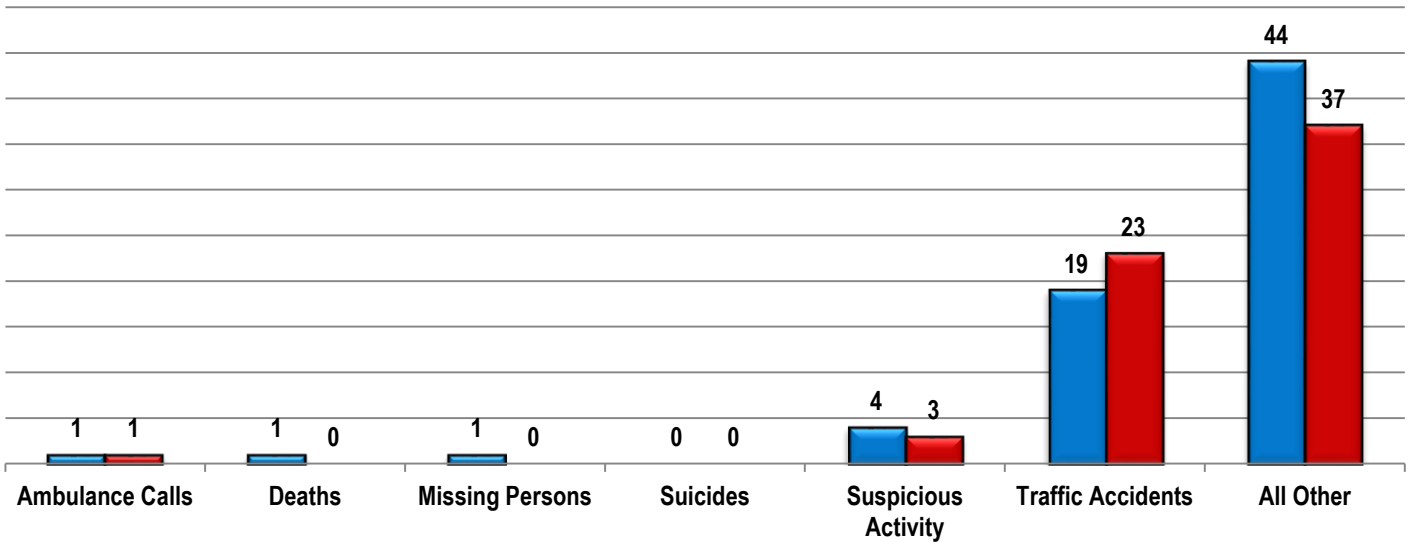


## PART II OFFENSES



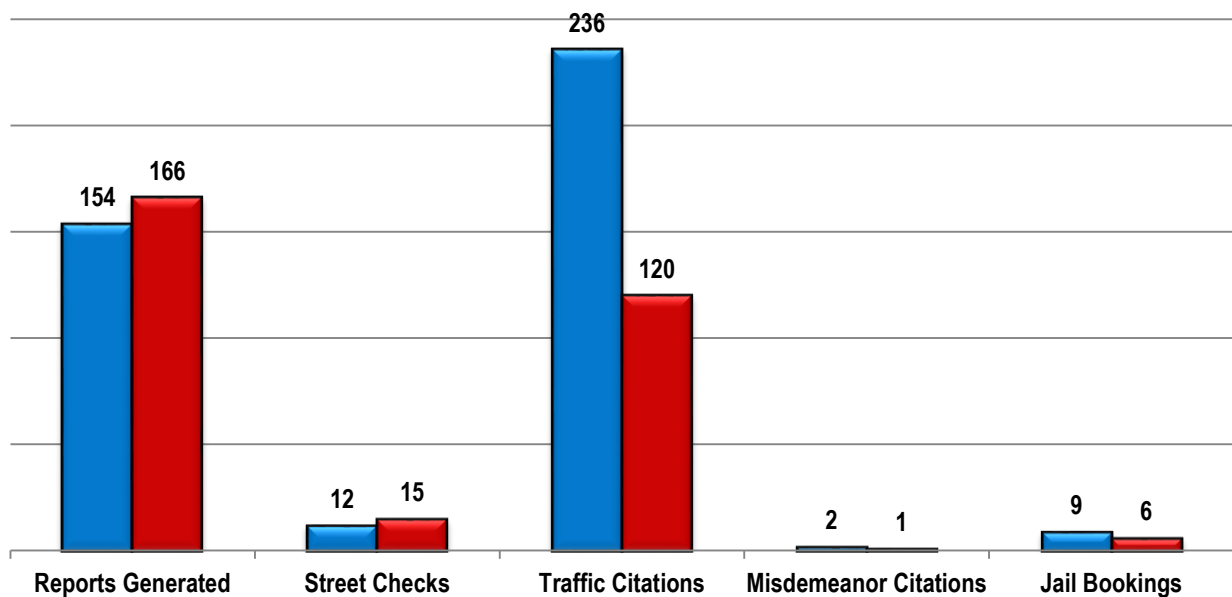
## NON-UCR OFFENSES

■ Nov-14 ■ Nov-15



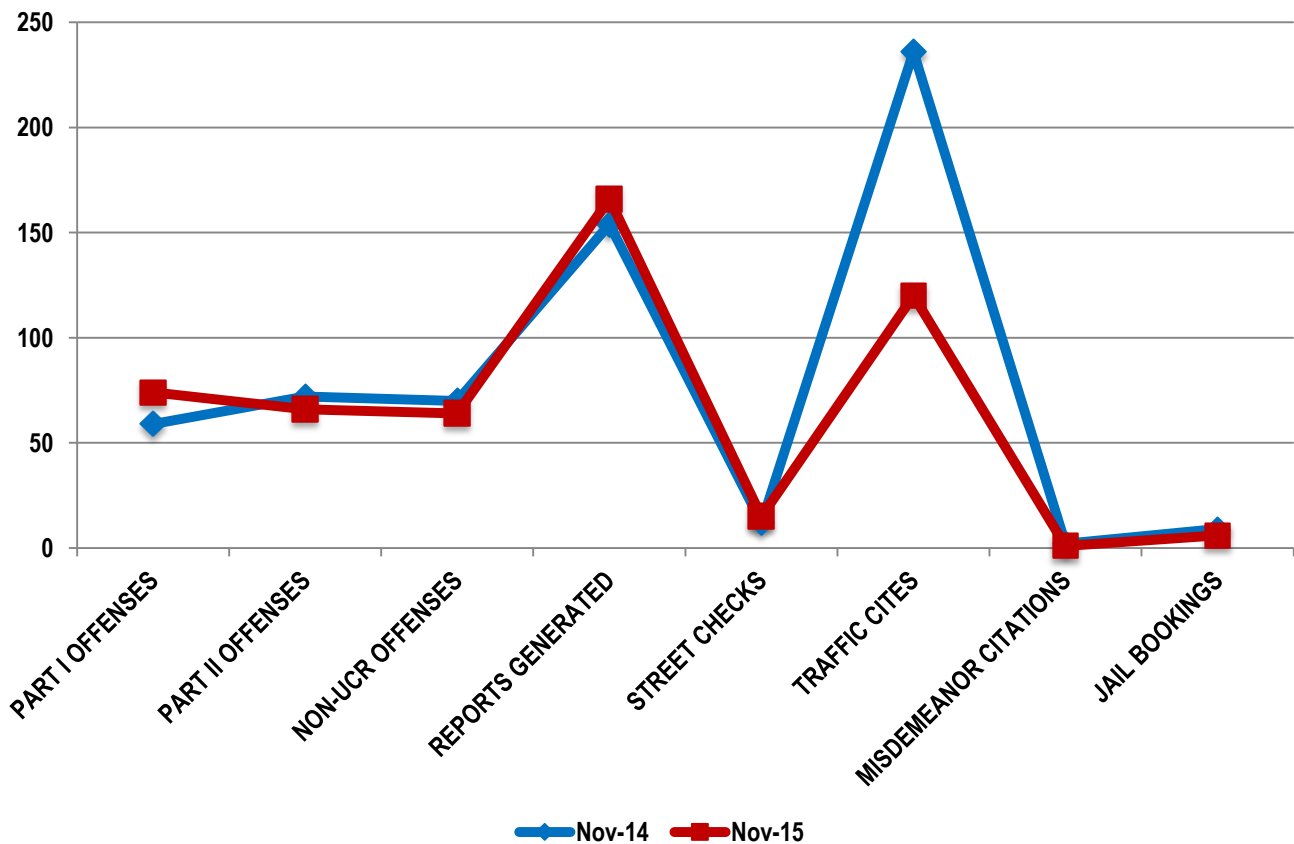
## OTHER EVENT TOTALS

■ Nov-14 ■ Nov-15



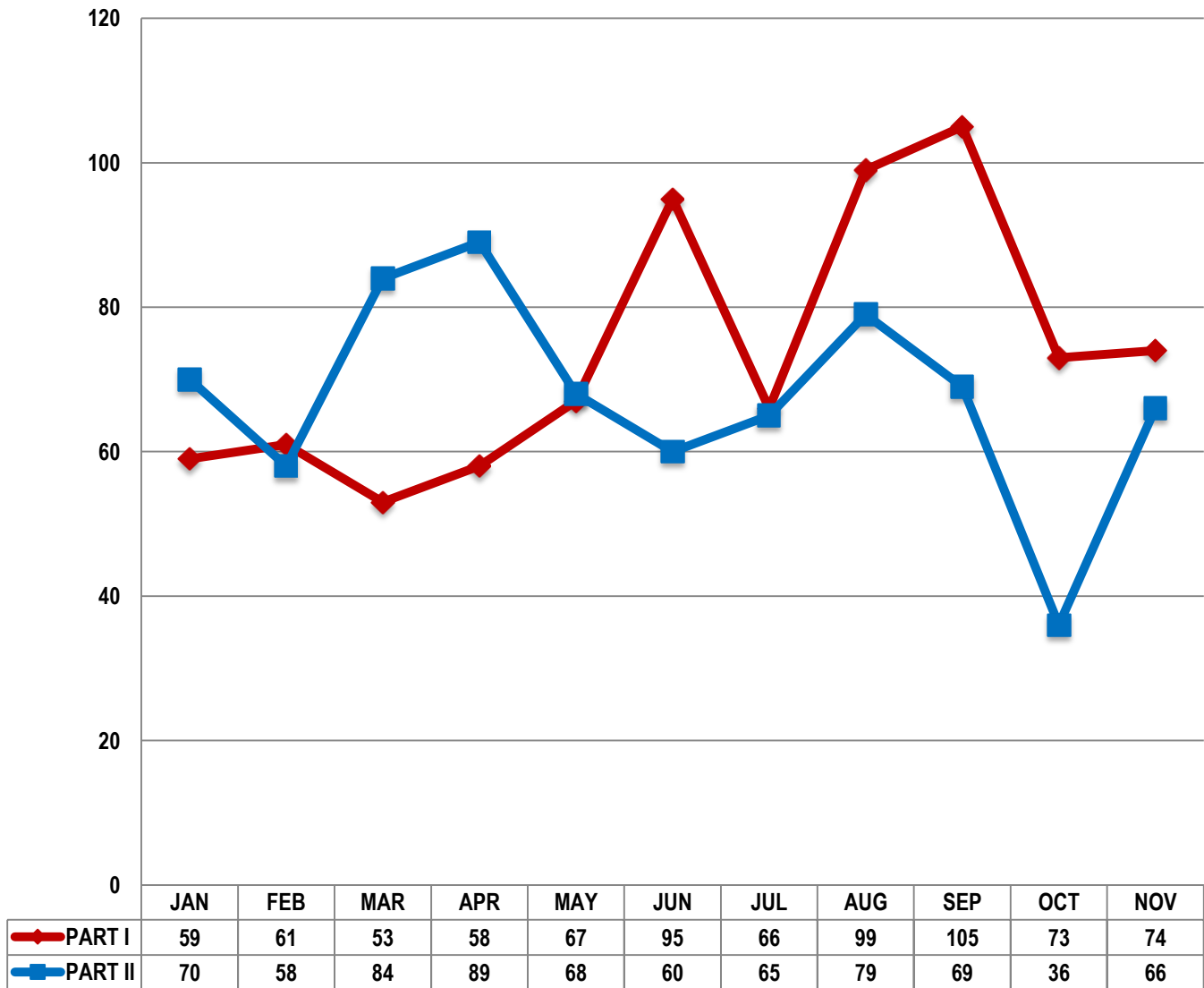
Combined Offense/Event Trends

	Nov-14	Nov-15
<b>PART I OFFENSES</b>	59	74
<b>PART II OFFENSES</b>	72	66
<b>NON-UCR OFFENSES</b>	70	64
<b>REPORTS GENERATED</b>	154	166
<b>STREET CHECKS</b>	12	15
<b>TRAFFIC CITATIONS</b>	236	120
<b>MISDEMEANOR CITATIONS</b>	2	1
<b>JAIL BOOKINGS</b>	9	6





## PART I & II OFFENSES - YEAR TO DATE





## CITY COUNCIL DISTRICT #6

### MONTHLY OFFENSE SUMMARY

**DECEMBER 2015**

These figures represent preliminary counts of original Police Incident Reports and include all offenses within the above listed City Council District only. Full statistical analysis to determine the confidence level of this data has not been performed. The results contained herein are approximate in relation to the listed area and may not fully coincide with data shown in other areas of SLCPD's Crime Statistics page such as Calls for Service, Crimes Trending, and Crime Reports due to and reflective of departmental procedures that were in place at the time the event occurred and the date this data was compiled. Results displayed are not distinguished as attempted or completed crimes, do not include other calls for police service, and only represent police service where a report was made. Police Incident Reports are classified by primary offense categories as defined by the Uniform Crime Reporting (UCR) system. However, data is not subjected to any other standards set forth under UCR. Although every reasonable verification effort is made, the accuracy of any data is subject to the constraints of the report generation process as well as the manner, format, and point in time of any query.

---

<b>PART I OFFENSES:</b>	Chosen by the FBI as Part I Offenses because they are serious crimes that occur with regularity in all areas of the country and are likely to be reported to Police.
<b>PART II OFFENSES:</b>	All other crimes other than the eight Part I Offenses. The Uniform Crime Reporting Program gathers only arrest data for Part II Offenses, however, SLCPD results displayed in this document display all Part II Offenses, regardless of the presence of arrest data.
<b>ALL OTHER OFFENSES:</b>	Under the Part II Offense section, 'All Other Offenses' include Peeping Tom, Trespass, Kidnap/Abduction, Pornography, Extortion/Blackmail, Bribery, Warrants, Sexual Offenses, Obstruction, Public Peace, and Hit & Run.
<b>NON-UCR OFFENSES:</b>	Non-UCR Offenses include reports for all other offenses not classified as a Part I or Part II Offense. Results displayed separate some of these offenses such as Ambulance Calls, Deaths, Missing Persons, Suicides, Suspicious Activity, and Traffic Accidents.
<b>ALL OTHER NON-UCR:</b>	Under the Non-UCR category, 'All Other' include the remainder of offenses not classified as Part I or Part II and not separated from the Non-UCR Offenses. These include things such as Loud Parties, Barking Dogs, Mentally Ill Subjects, Citizen Assistance, etc.
<b>LOW NUMBER OFFENSES:</b>	On page two, in the interest of space and allowing for easier viewing, the category titled 'Low Number Offenses' include Part I and Part II Offenses from page one that have totals under the amount of 5.

**DISTRICT 6**  
Monthly Offense Summary  
December 2015

PART I OFFENSES		
Offense	Dec-14	Dec-15
Homicide	0	0
Sexual Assault	2	0
Robbery	1	0
Aggravated Assault	1	0
Burglary	14	16
Larceny/Theft	40	51
Motor Vehicle Theft	7	6
Arson	1	0
<b>PART I TOTALS</b>	<b>66</b>	<b>73</b>

NON-UCR OFFENSES		
Offense	Dec-14	Dec-15
Ambulance Calls	3	0
Deaths	0	2
Missing Persons	0	2
Suicides	0	0
Suspicious Activity	5	5
Traffic Accidents	29	20
All Other	33	36
<b>NON-UCR TOTALS</b>	<b>70</b>	<b>65</b>

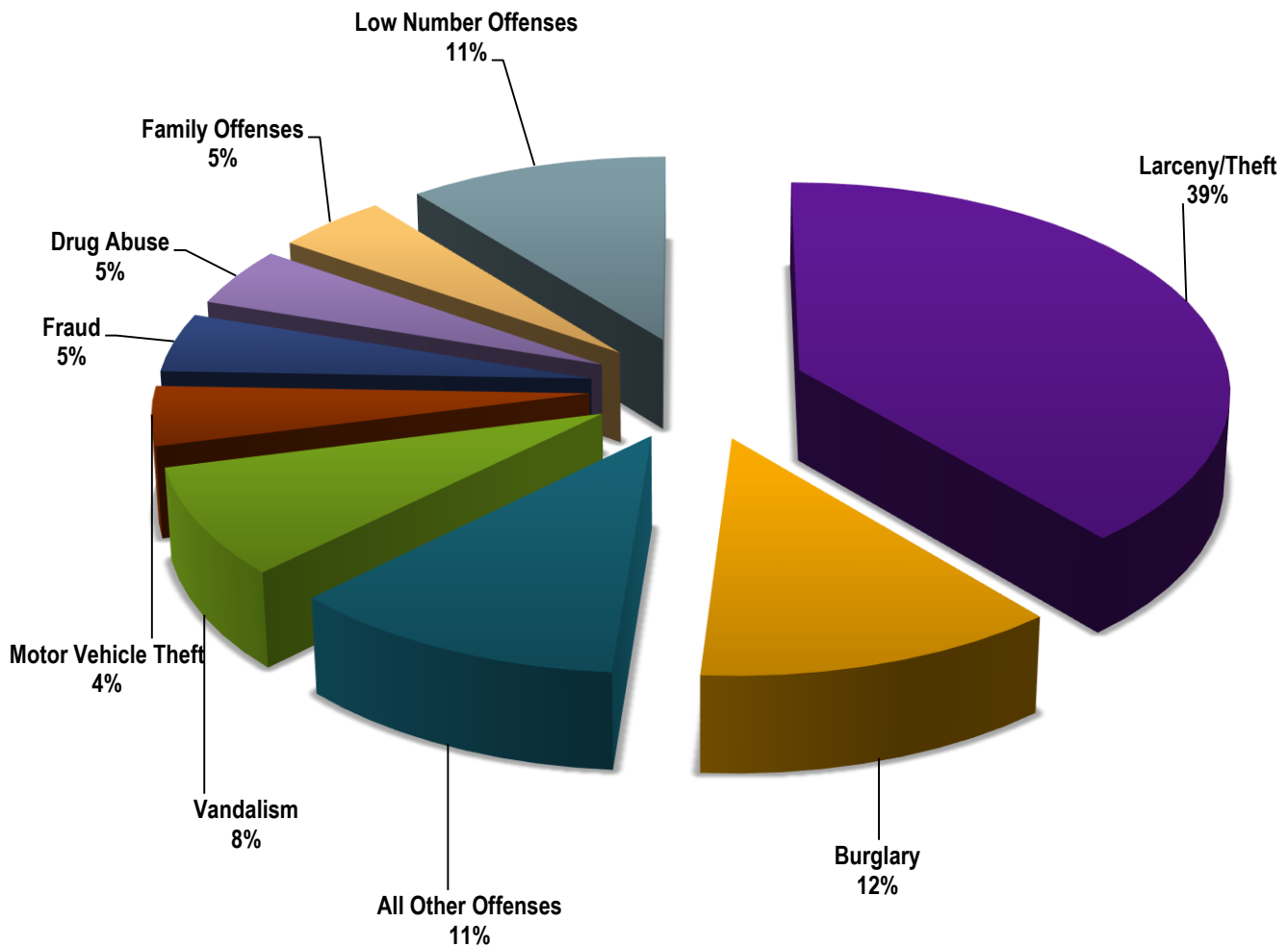
ALL OFFENSE TOTALS		
Offense Type	Dec-14	Dec-15
PART I	66	73
PART II	57	58
NON-UCR OFFENSES	70	65
<b>TOTAL</b>	<b>193</b>	<b>196</b>

PART II OFFENSES		
Offense	Dec-14	Dec-15
Other Assaults	9	4
Forgery/Counterfeiting	1	0
Fraud	5	6
Embezzlement	0	0
Stolen Property	0	2
Vandalism	10	11
Weapons	1	0
Prostitution	0	1
Sex Offenses	1	0
Drug Abuse	0	6
Gambling	0	0
Family Offenses	6	6
DUI	2	4
Liquor Laws	1	0
Drunkenness	3	1
Disorderly Conduct	0	2
All Other Offenses	18	15
Curfew/Loitering	0	0
Runaway	0	0
<b>PART II TOTALS</b>	<b>57</b>	<b>58</b>

OTHER EVENT TOTALS		
Event Type	Dec-14	Dec-15
General Offense Reports	160	156
Street Checks	8	12
Traffic Citations	99	97
Misdemeanor Citations	2	2
Jail Bookings	6	7
<b>TOTAL</b>	<b>275</b>	<b>274</b>

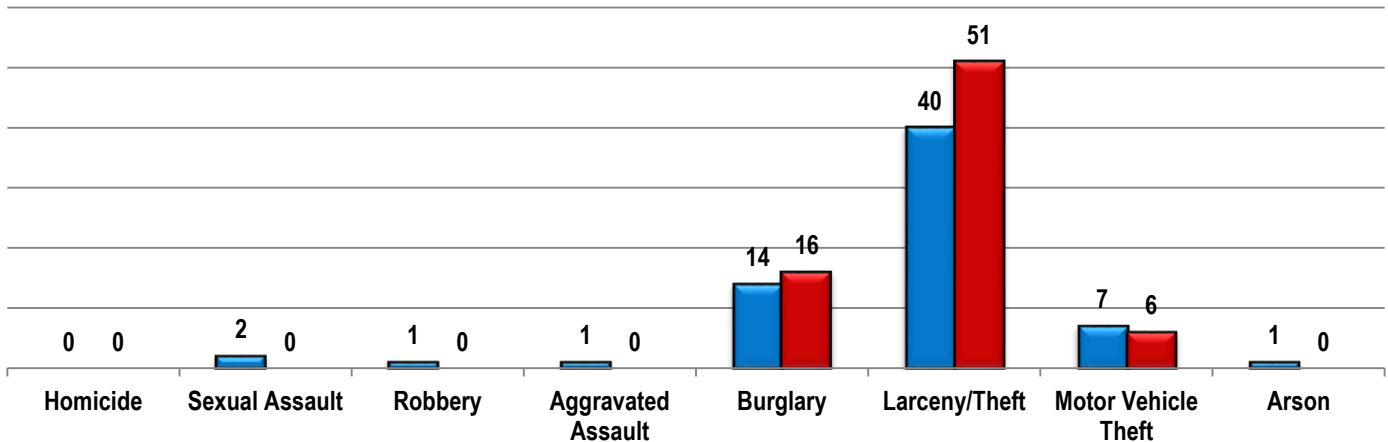


## 2015 - PART I & II OFFENSE PERCENTAGES



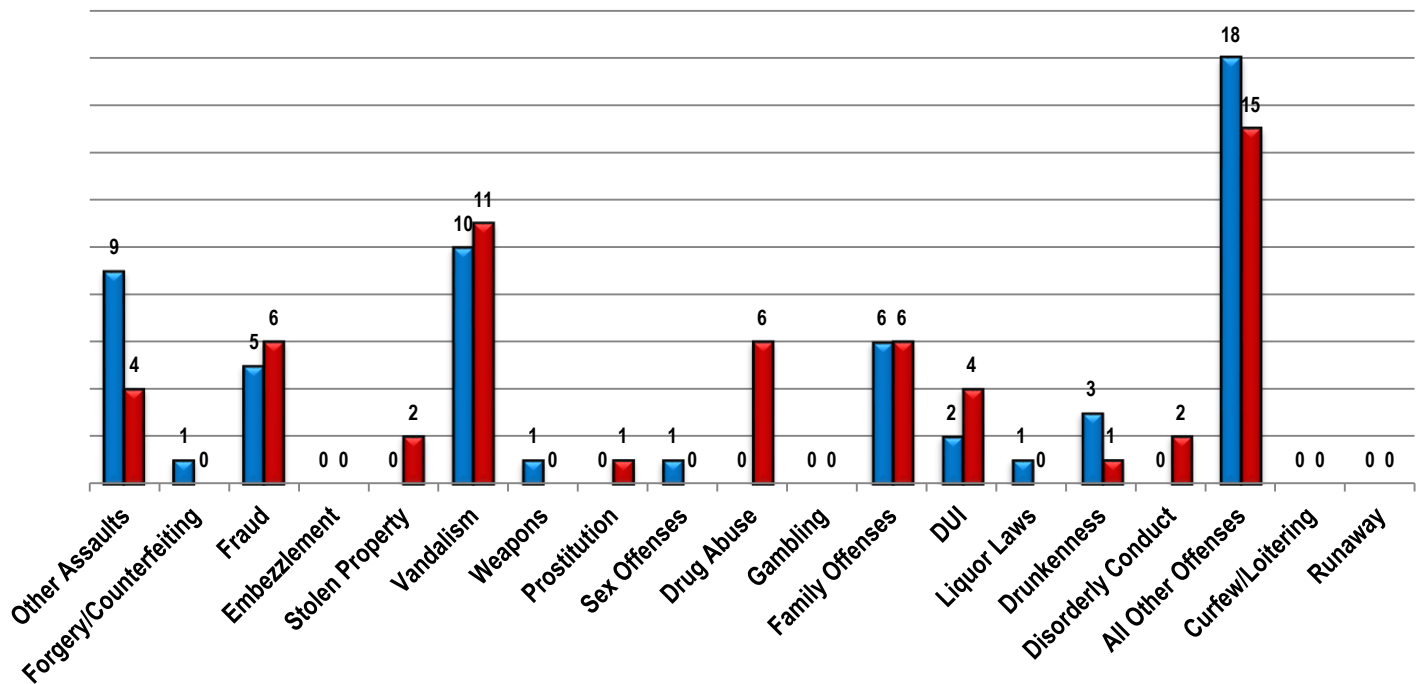
## PART I OFFENSES

■ Dec-14 ■ Dec-15



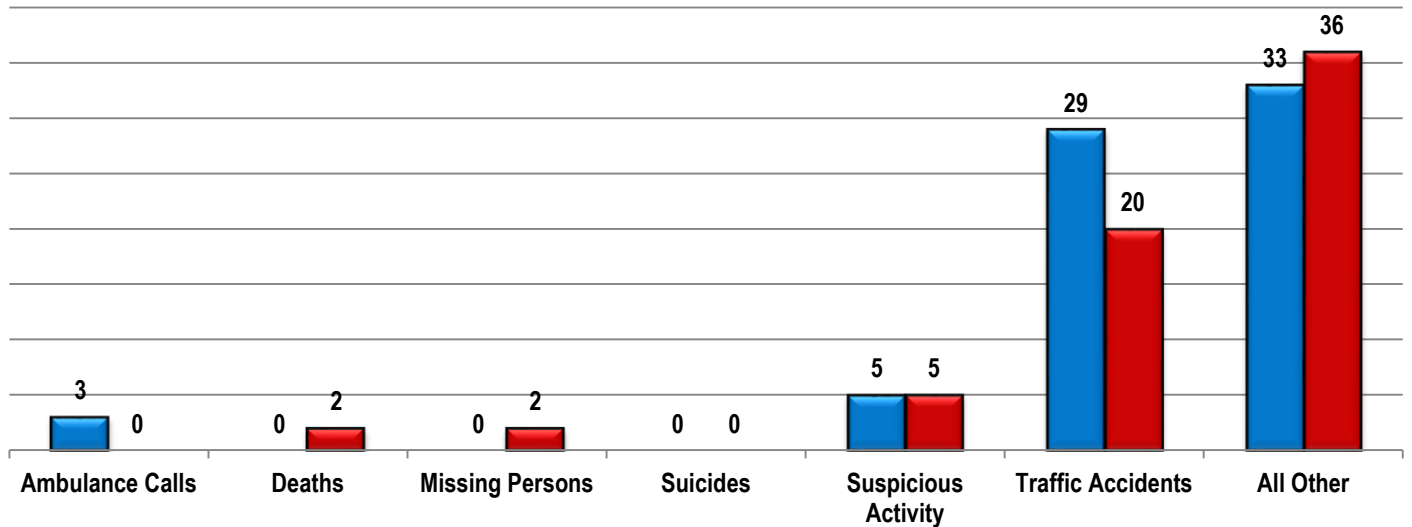
## PART II OFFENSES

■ Dec-14 ■ Dec-15



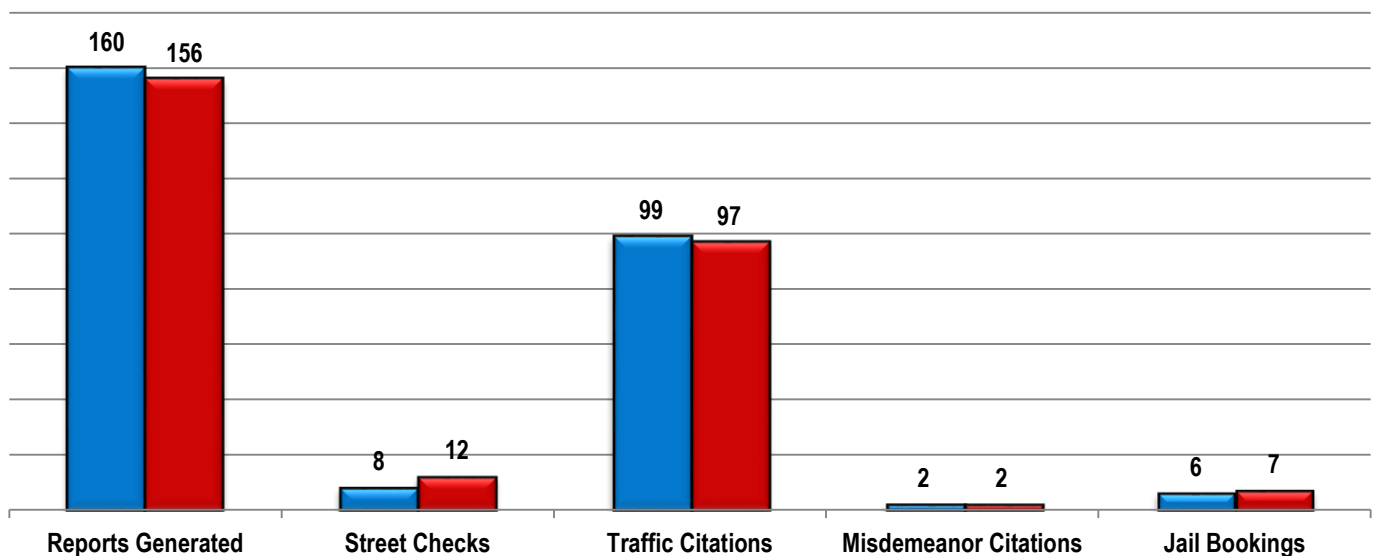
## NON-UCR OFFENSES

■ Dec-14 ■ Dec-15



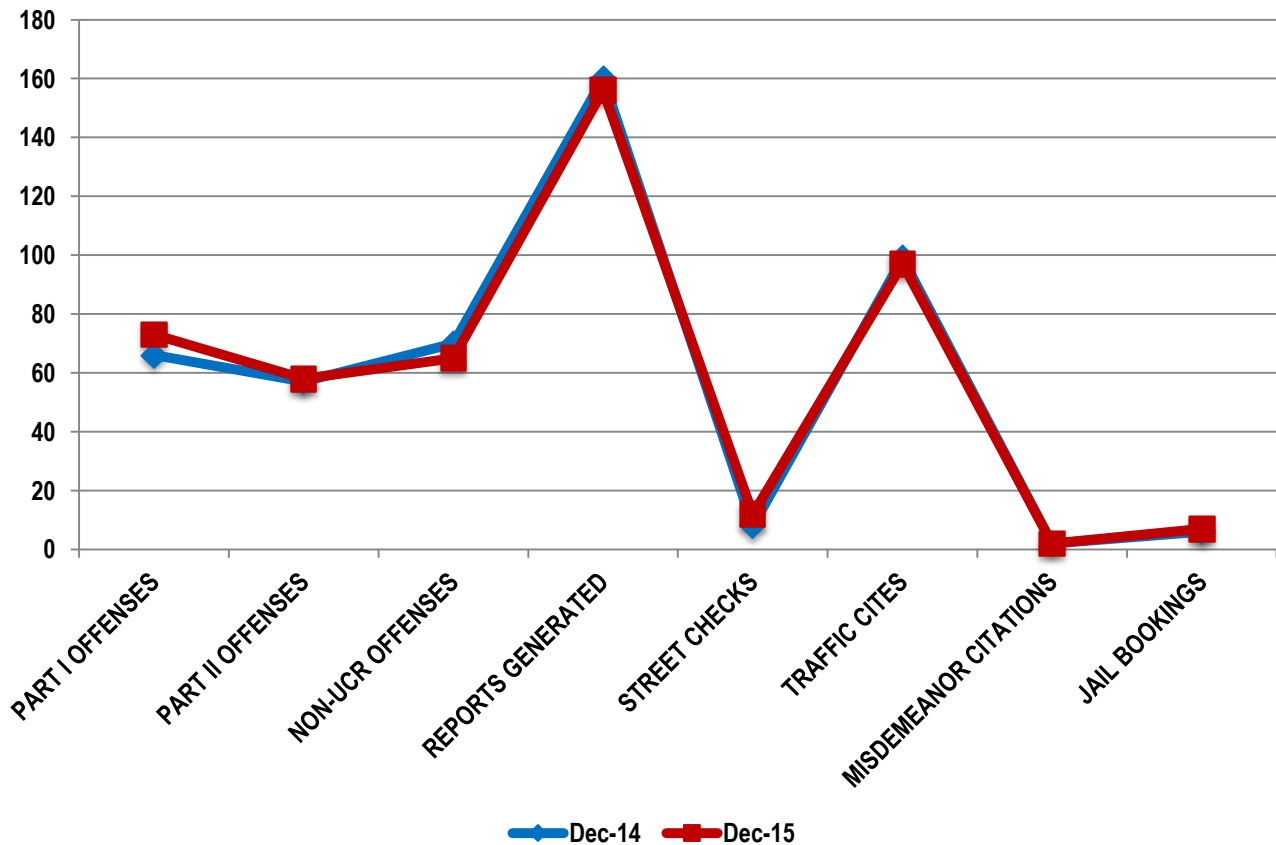
## OTHER EVENT TOTALS

■ Dec-14 ■ Dec-15

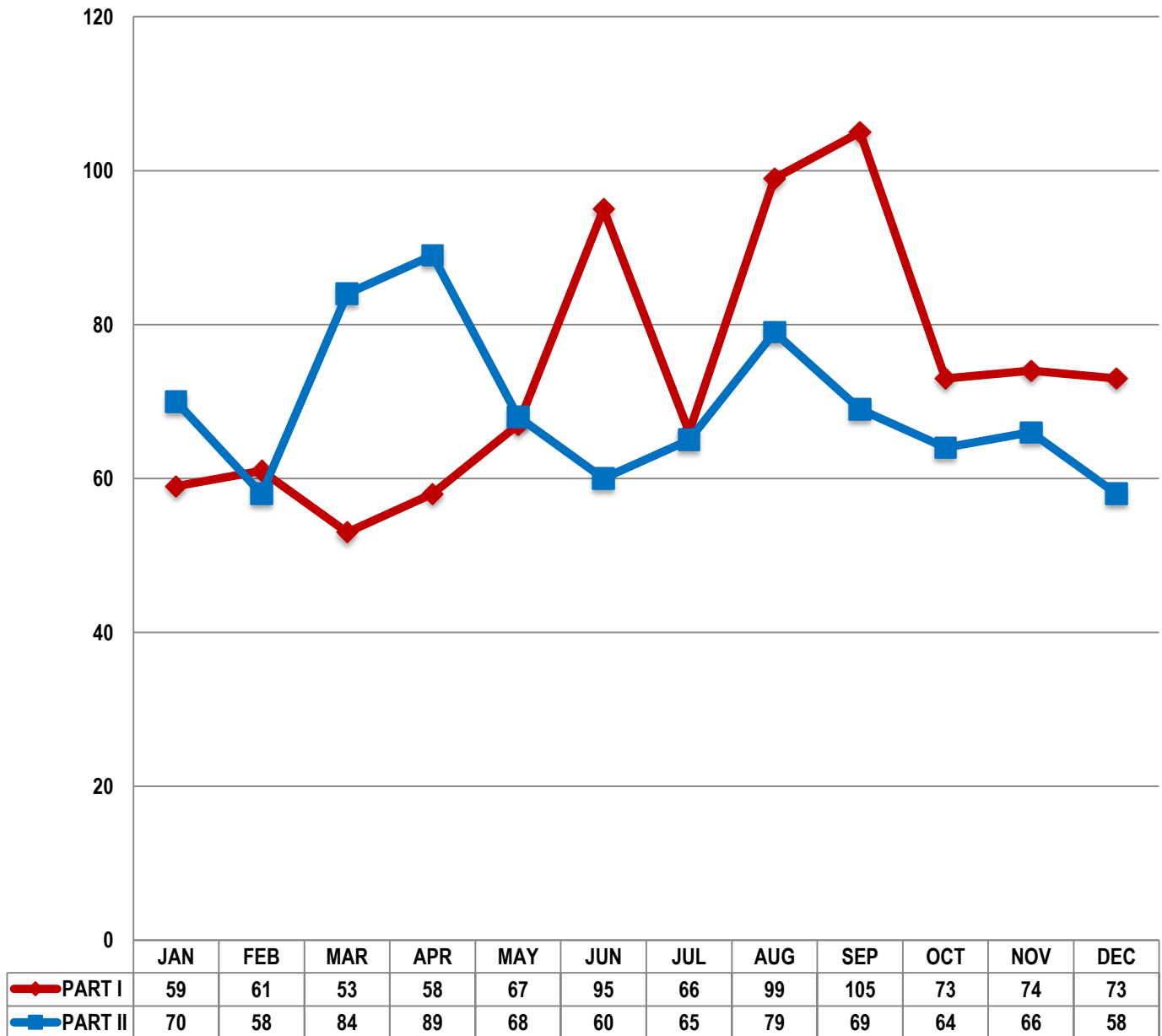


Combined Offense/Event Trends

	Dec-14	Dec-15
<b>PART I OFFENSES</b>	66	73
<b>PART II OFFENSES</b>	57	58
<b>NON-UCR OFFENSES</b>	70	65
<b>REPORTS GENERATED</b>	160	156
<b>STREET CHECKS</b>	8	12
<b>TRAFFIC CITATIONS</b>	99	97
<b>MISDEMEANOR CITATIONS</b>	2	2
<b>JAIL BOOKINGS</b>	6	7



## PART I & II OFFENSES - YEAR TO DATE







## CITY COUNCIL DISTRICT #6 OFFENSE SUMMARY

### 2015 YEAR END SUMMARY

These figures represent preliminary counts of original Police Incident Reports and include all offenses within the above listed City Council District only. Full statistical analysis to determine the confidence level of this data has not been performed. The results contained herein are approximate in relation to the listed area and may not fully coincide with data shown in other areas of SLCPD's Crime Statistics page such as Calls for Service, Crimes Trending, and Crime Reports due to and reflective of departmental procedures that were in place at the time the event occurred and the date this data was compiled. Results displayed are not distinguished as attempted or completed crimes, do not include other calls for police service, and only represent police service where a report was made. Police Incident Reports are classified by primary offense categories as defined by the Uniform Crime Reporting (UCR) system. However, data is not subjected to any other standards set forth under UCR. Although every reasonable verification effort is made, the accuracy of any data is subject to the constraints of the report generation process as well as the manner, format, and point in time of any query.

---

<b>PART I OFFENSES:</b>	Chosen by the FBI as Part I Offenses because they are serious crimes that occur with regularity in all areas of the country and are likely to be reported to Police.
<b>PART II OFFENSES:</b>	All other crimes other than the eight Part I Offenses. The Uniform Crime Reporting Program gathers only arrest data for Part II Offenses, however, SLCPD results displayed in this document display all Part II Offenses, regardless of the presence of arrest data.
<b>ALL OTHER OFFENSES:</b>	Under the Part II Offense section, 'All Other Offenses' include Peeping Tom, Trespass, Kidnap/Abduction, Pornography, Extortion/Blackmail, Bribery, Warrants, Sexual Offenses, Obstruction, Public Peace, and Hit & Run.
<b>NON-UCR OFFENSES:</b>	Non-UCR Offenses include reports for all other offenses not classified as a Part I or Part II Offense. Results displayed separate some of these offenses such as Ambulance Calls, Deaths, Missing Persons, Suicides, Suspicious Activity, and Traffic Accidents.

**\*\*THESE ARE NOT OFFICIAL UCR CRIME STATISTICS NUMBERS AND SHOULD NOT BE USED AS SUCH\*\***  
**ALL OFFENSES INCLUDED**

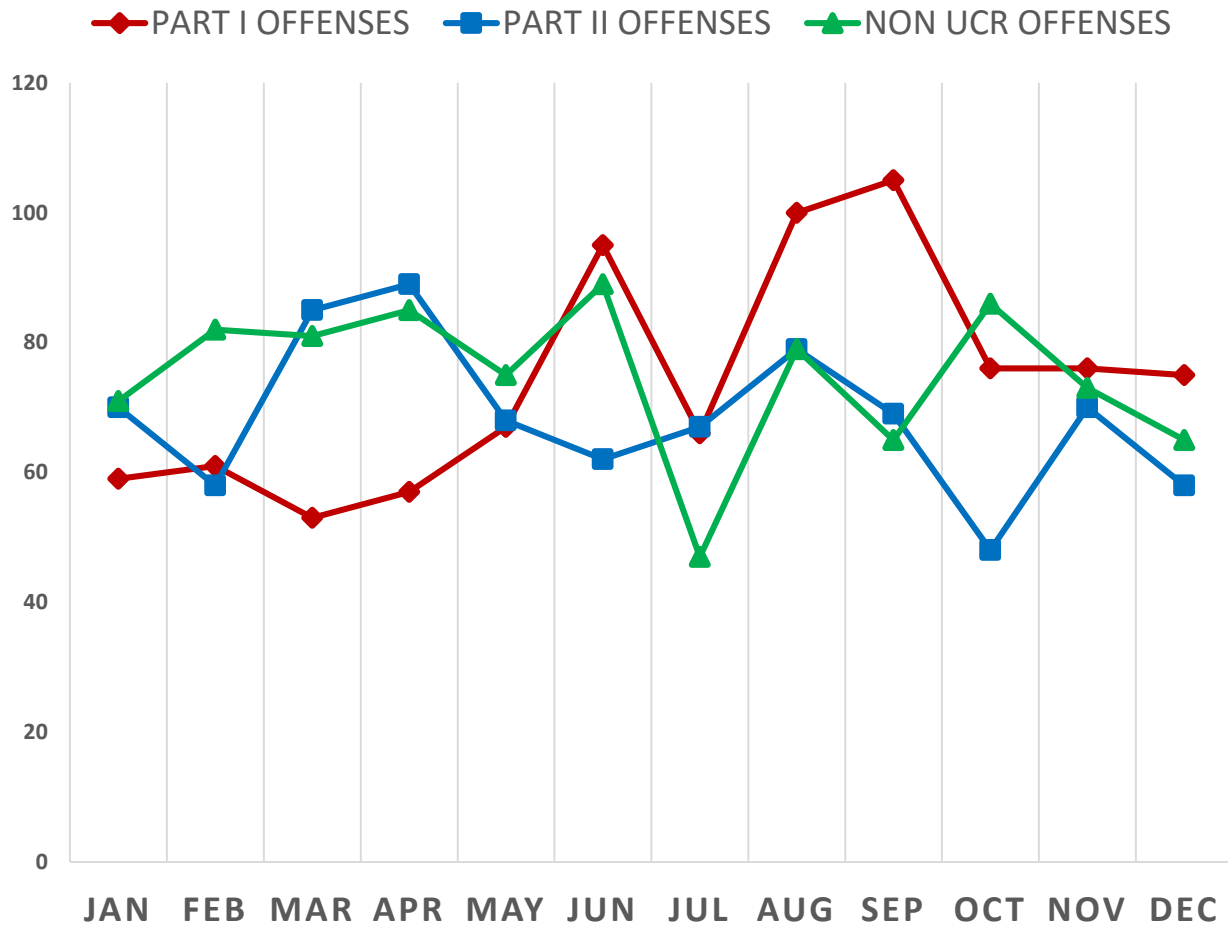
**DISTRICT 6**  
Offense Summary  
2015 Year End Summary

**OFFENSES**

		JAN	FEB	MAR	APR	MAY	JUN	JUL	AUG	SEP	OCT	NOV	DEC	TOTAL
<b>PART I OFFENSES</b>	Homicide	0	0	0	0	0	0	0	0	0	0	0	0	0
	Sexual Assault	0	0	0	0	0	0	2	1	0	1	1	0	5
	Robbery	1	0	0	1	0	3	0	3	1	1	3	0	13
	Aggravated Assault	0	2	0	0	0	3	3	1	0	0	0	0	9
	Burglary	8	11	8	14	7	7	9	8	10	22	16	16	136
	Larceny/Theft	43	41	35	31	54	75	47	76	82	46	51	53	634
	Motor Vehicle Theft	7	7	10	11	6	7	5	11	12	6	5	6	93
	Arson	0	0	0	0	0	0	0	0	0	0	0	0	0
<b>PART II OFFENSES</b>	Other Assaults	15	6	9	1	9	5	9	5	6	6	6	4	81
	Forgery/Counterfeiting	1	1	0	1	0	0	3	1	3	7	1	0	18
	Fraud	8	12	19	32	7	9	9	8	10	6	8	6	134
	Embezzlement	0	0	0	1	0	0	0	0	0	0	0	0	1
	Stolen Property	0	0	2	1	0	4	0	2	3	0	0	2	14
	Vandalism	12	6	12	15	14	15	15	17	14	9	10	11	150
	Weapons	0	1	1	0	1	0	0	1	2	0	1	0	7
	Prostitution	0	0	0	1	0	0	0	0	1	0	0	1	3
	Sex Offenses	0	2	0	0	0	2	2	1	0	1	0	0	8
	Drug Abuse	2	2	8	6	2	3	1	2	4	2	3	6	41
	Gambling	0	0	0	0	0	0	0	0	0	0	0	0	0
	Family Offenses	8	7	8	6	5	6	2	10	3	3	5	6	69
	DUI	1	2	2	1	1	2	0	2	1	2	5	4	23
	Liquor Laws	1	1	0	1	0	0	0	1	1	0	0	0	5
	Drunkenness	1	1	1	2	1	0	1	2	1	2	1	1	14
	Disorderly Conduct	1	0	1	2	4	0	4	2	1	0	0	2	17
	All Other Offenses	20	17	19	17	23	16	21	25	19	10	30	15	232
	Curfew/Loitering	0	0	0	0	0	0	0	0	0	0	0	0	0
	Runaway	0	0	3	2	1	0	0	0	0	0	0	0	6
<b>TOTALS</b>	PART I OFFENSES	59	61	53	57	67	95	66	100	105	76	76	75	890
	PART II OFFENSES	70	58	85	89	68	62	67	79	69	48	70	58	823
	NON UCR OFFENSES	71	82	81	85	75	89	47	79	65	86	73	65	898
	TOTAL OFFENSES	200	201	219	231	210	246	180	258	239	210	219	198	2611



## OFFENSES



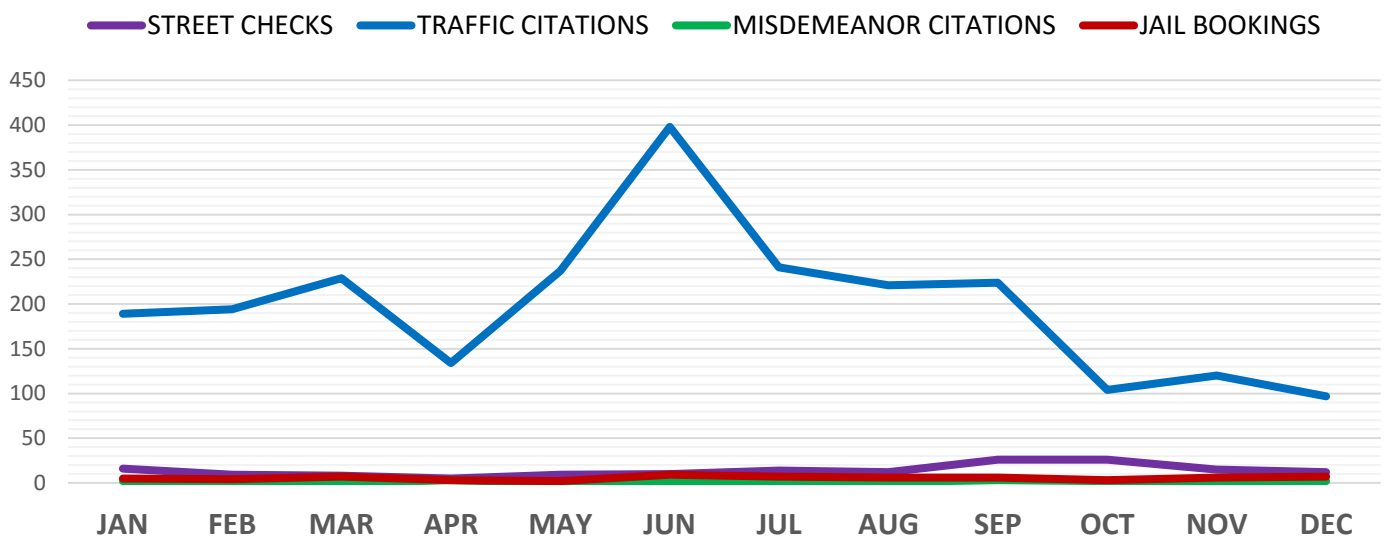
# DISTRICT 6

## Offense Summary

### 2015 Year End Summary

#### ACTIVITY

	JAN	FEB	MAR	APR	MAY	JUN	JUL	AUG	SEP	OCT	NOV	DEC	TOTAL
STREET CHECKS	16	9	8	5	9	10	14	12	26	26	15	12	162
TRAFFIC CITATIONS	189	194	229	134	237	398	241	221	224	104	120	97	2388
MISDEMEANOR CITATIONS	2	1	0	3	0	1	1	1	3	2	1	2	17
JAIL BOOKINGS	5	4	7	3	2	9	7	6	6	3	6	7	65
REPORTS GENERATED	159	164	176	190	180	211	159	219	211	184	177	169	2199



#### REPORTS GENERATED

