



CITY COUNCIL DISTRICT #1 MONTHLY OFFENSE SUMMARY

NOVEMBER 2017

These figures represent preliminary counts of original Police Incident Reports and include all offenses within the above listed City Council District only. Full statistical analysis to determine the confidence level of this data has not been performed. The results contained herein are approximate in relation to the listed area and may not fully coincide with data shown in other areas of SLCPD's Crime Statistics page such as Calls for Service, Crimes Trending, and Crime Reports due to and reflective of departmental procedures that were in place at the time the event occurred and the date this data was compiled. Results displayed are not distinguished as attempted or completed crimes, do not include other calls for police service, and only represent police service where a report was made. Police Incident Reports are classified by primary offense categories as defined by the Uniform Crime Reporting (UCR) system. However, data is not subjected to any other standards set forth under UCR. Although every reasonable verification effort is made, the accuracy of any data is subject to the constraints of the report generation process as well as the manner, format, and point in time of any query.

PART I OFFENSES:	Chosen by the FBI as Part I Offenses because they are serious crimes that occur with regularity in all areas of the country and are likely to be reported to Police.
PART II OFFENSES:	All other crimes other than the eight Part I Offenses. The Uniform Crime Reporting Program gathers only arrest data for Part II Offenses, however, SLCPD results displayed in this document display all Part II Offenses, regardless of the presence of arrest data.
ALL OTHER OFFENSES:	Under the Part II Offense section, 'All Other Offenses' include Peeping Tom, Trespass, Kidnap/Abduction, Pornography, Extortion/Blackmail, Bribery, Warrants, Sexual Offenses, Obstruction, Public Peace, and Hit & Run.
NON-UCR OFFENSES:	Non-UCR Offenses include reports for all other offenses not classified as a Part I or Part II Offense. Results displayed separate some of these offenses such as Ambulance Calls, Deaths, Missing Persons, Suicides, Suspicious Activity, and Traffic Accidents.
ALL OTHER NON-UCR:	Under the Non-UCR category, 'All Other' include the remainder of offenses not classified as Part I or Part II and not separated from the Non-UCR Offenses. These include things such as Loud Parties, Barking Dogs, Mentally Ill Subjects, Citizen Assistance, etc.
LOW NUMBER OFFENSES:	On page two, in the interest of space and allowing for easier viewing, the category titled 'Low Number Offenses' include Part I and Part II Offenses from page one that have totals under the amount of 10.

Offenses

PART I OFFENSES

OFFENSE	NOV 16	NOV 17
Homicide	1	0
Sexual Assault	1	2
Robbery	1	4
Aggravated Assault	7	8
Burglary	18	14
Larceny/Theft	53	42
Motor Vehicle Theft	18	22
Arson	0	0
PART I TOTALS	99	92

NON-UCR OFFENSES

Ambulance Calls	10	13
Deaths	6	1
Missing Persons	4	4
Suicides	1	0
Suspicious Activity	12	6
Traffic Accidents	24	29
All Other	129	111
NON-UCR TOTALS	186	164

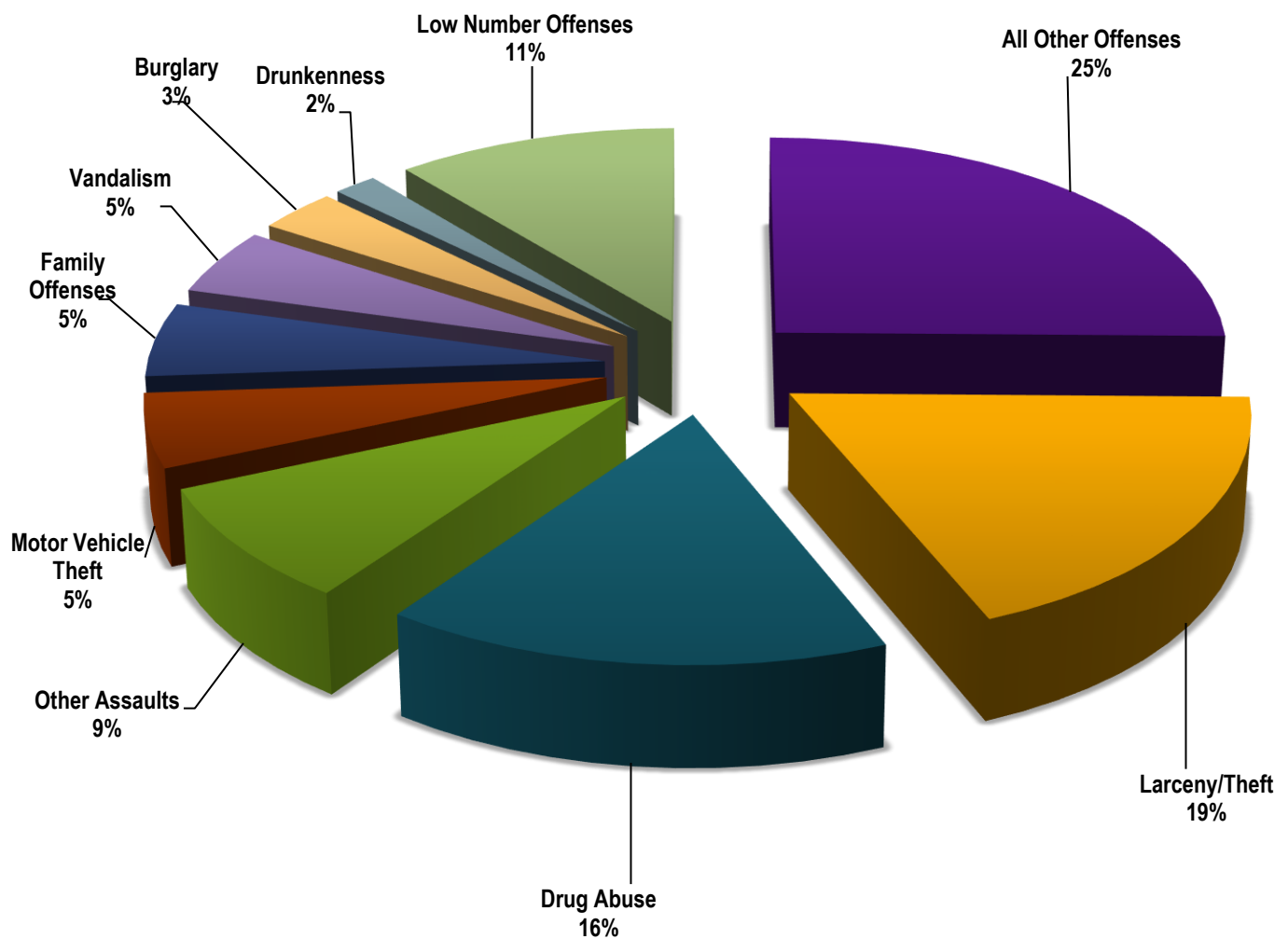
TOTALS

PART I OFFENSES	99	92
PART II OFFENSES	222	214
NON-UCR OFFENSES	186	164
TOTAL	507	470

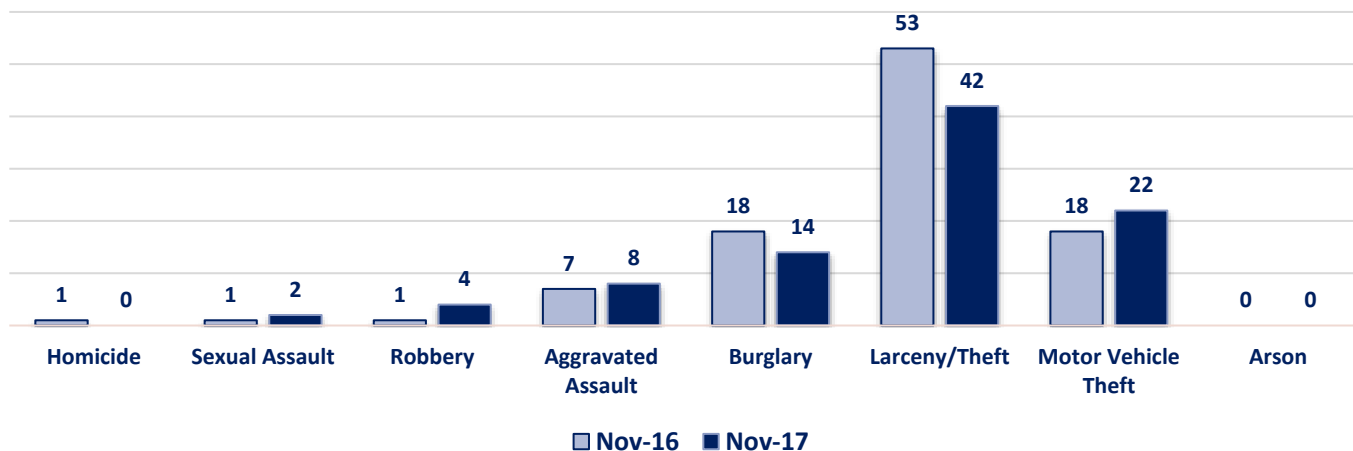
PART II OFFENSES

OFFENSE	NOV 16	NOV 17
Other Assaults	35	28
Forgery/Counterfeit	11	5
Fraud	11	10
Embezzlement	0	0
Stolen Property	0	3
Vandalism	23	20
Weapons	3	5
Prostitution	0	1
Sex Offenses	4	2
Drug Abuse	25	32
Gambling	0	0
Family Offenses	24	24
DUI	8	4
Liquor Laws	4	1
Drunkenness	6	9
Disorderly Conduct	2	3
All Other Offenses	63	57
Curfew/Loitering	0	0
Runaway	3	10
PART II TOTALS	222	214

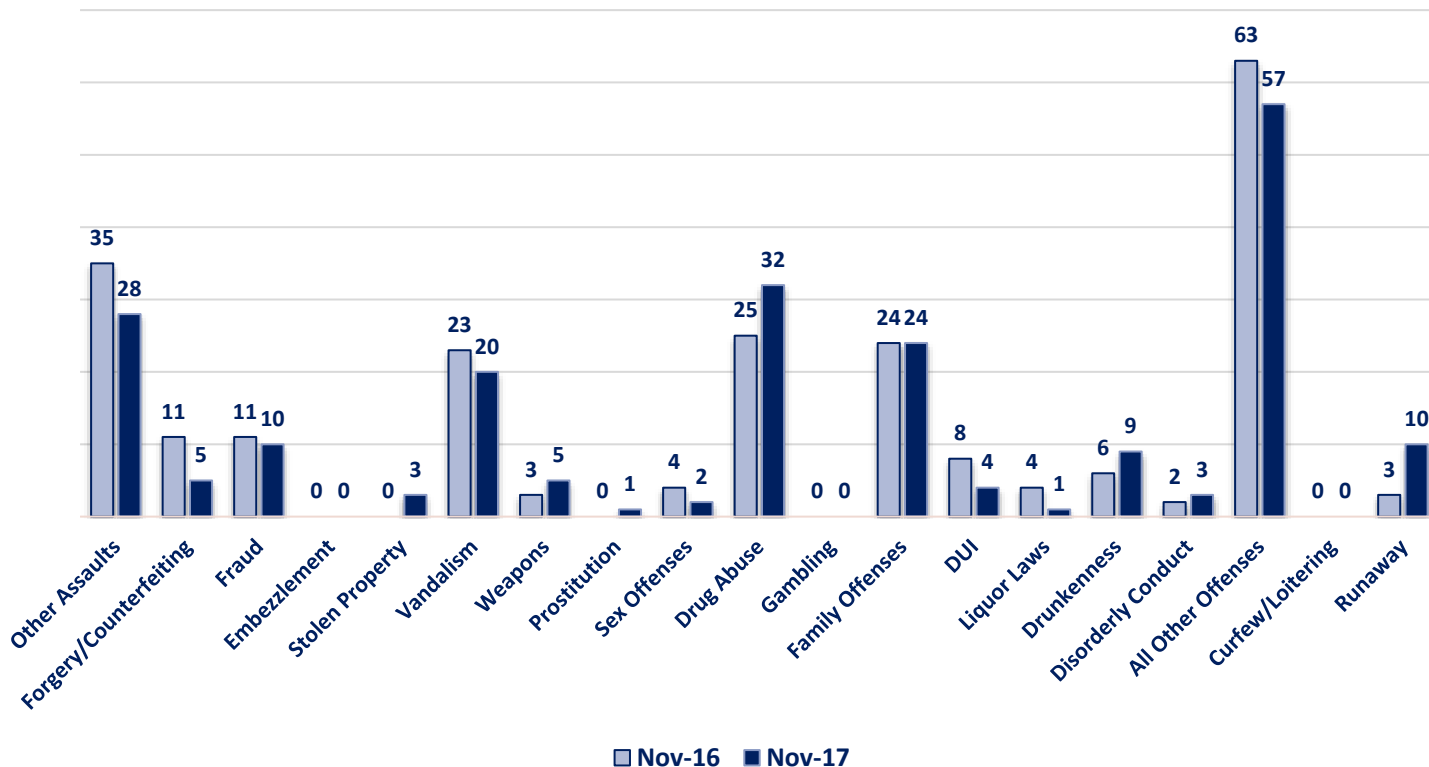
NOVEMBER 2017 - Part I & II Offense Percentages



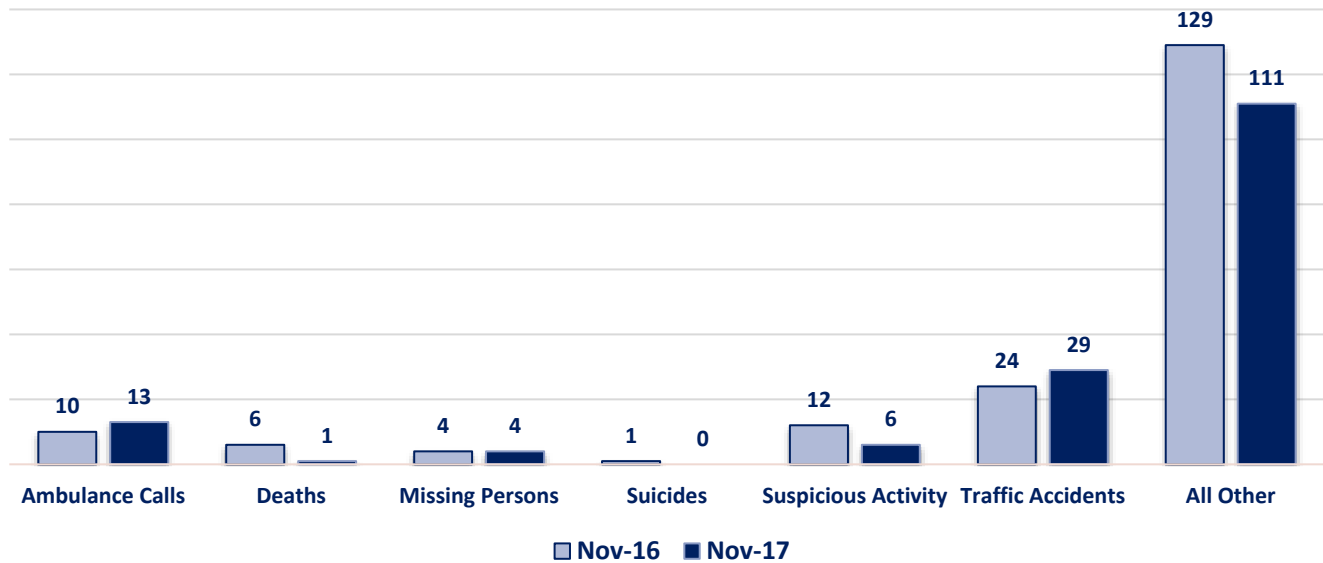
Part I Offenses



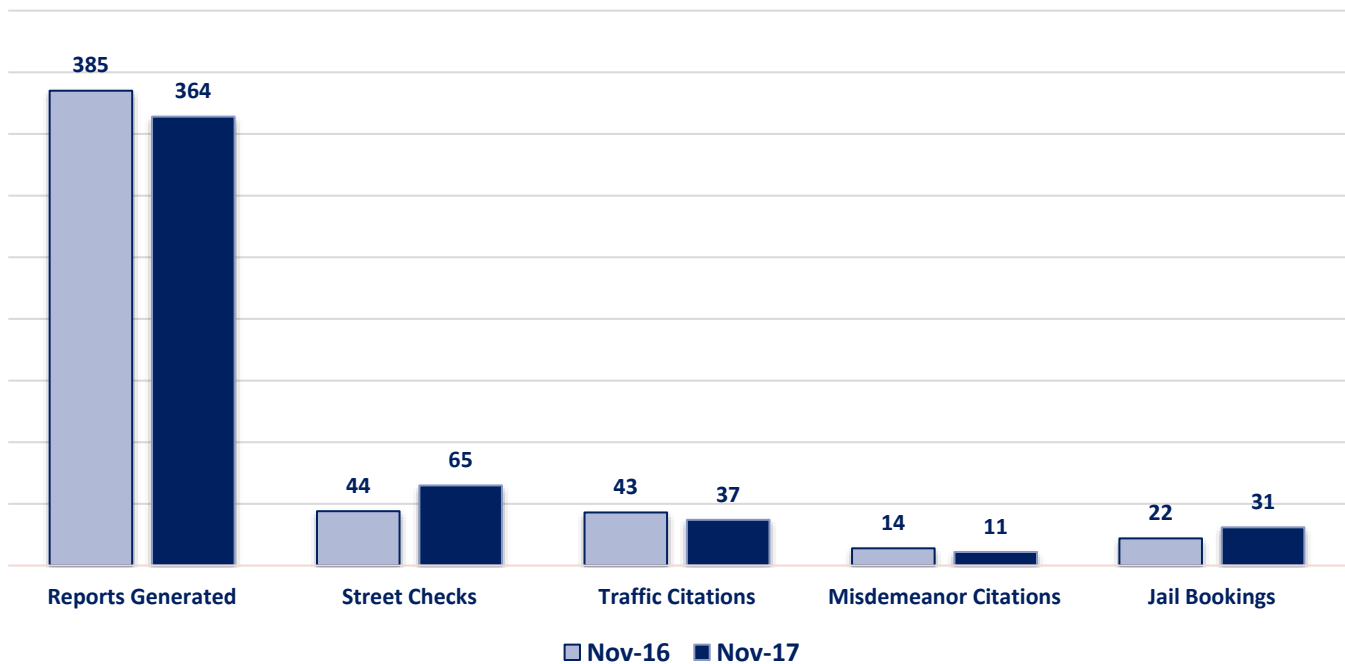
Part II Offenses



Non-UCR Offenses

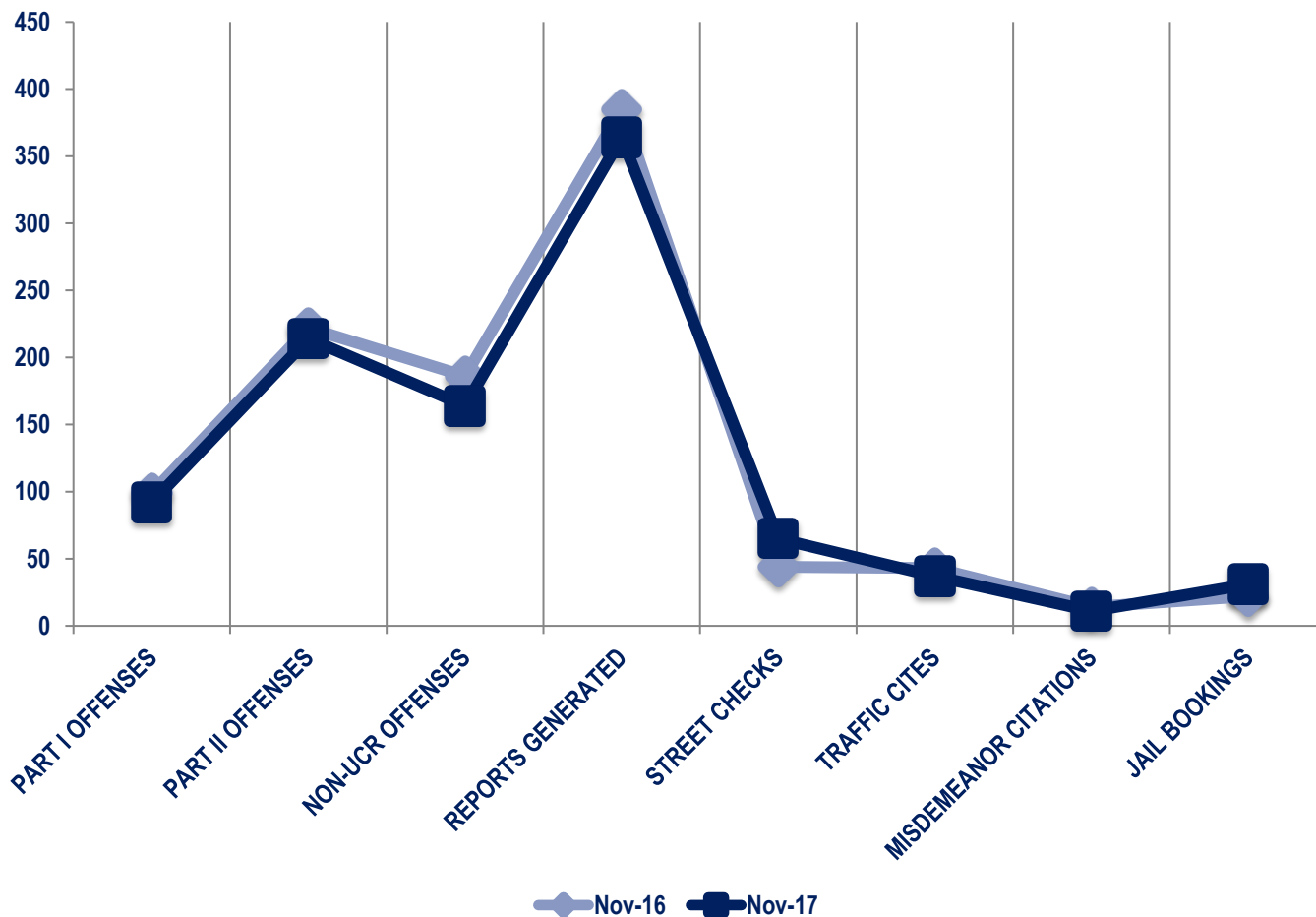


Other Event Totals



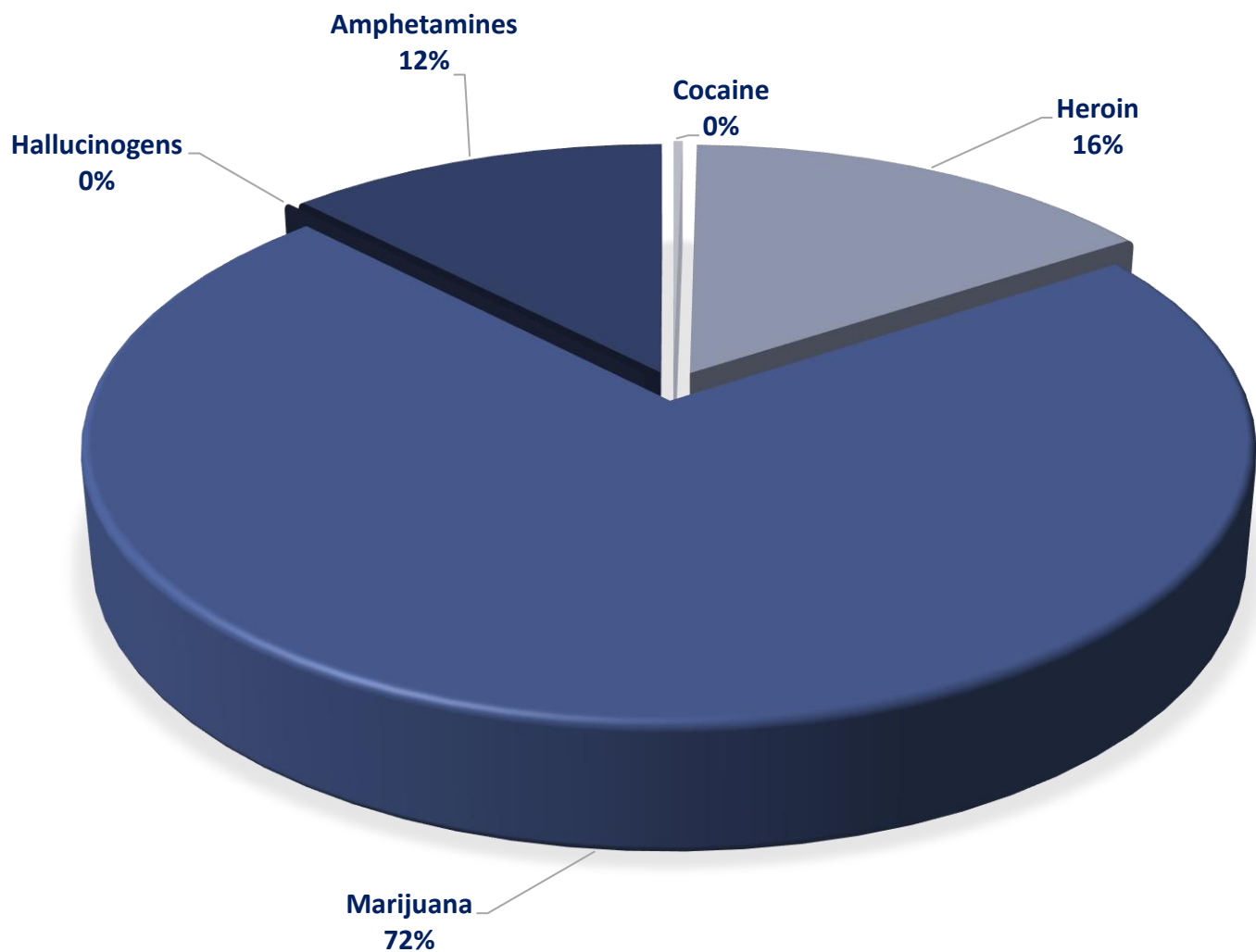
Combined Offense/Event Trends

	NOV 16	NOV 17
Part I Offenses	99	92
Part II Offenses	222	214
NonUCR Offenses	186	164
Reports Generated	385	364
Street Checks	44	65
Traffic Citations	43	37
Misdemeanor Citations	14	11
Jail Bookings	22	31

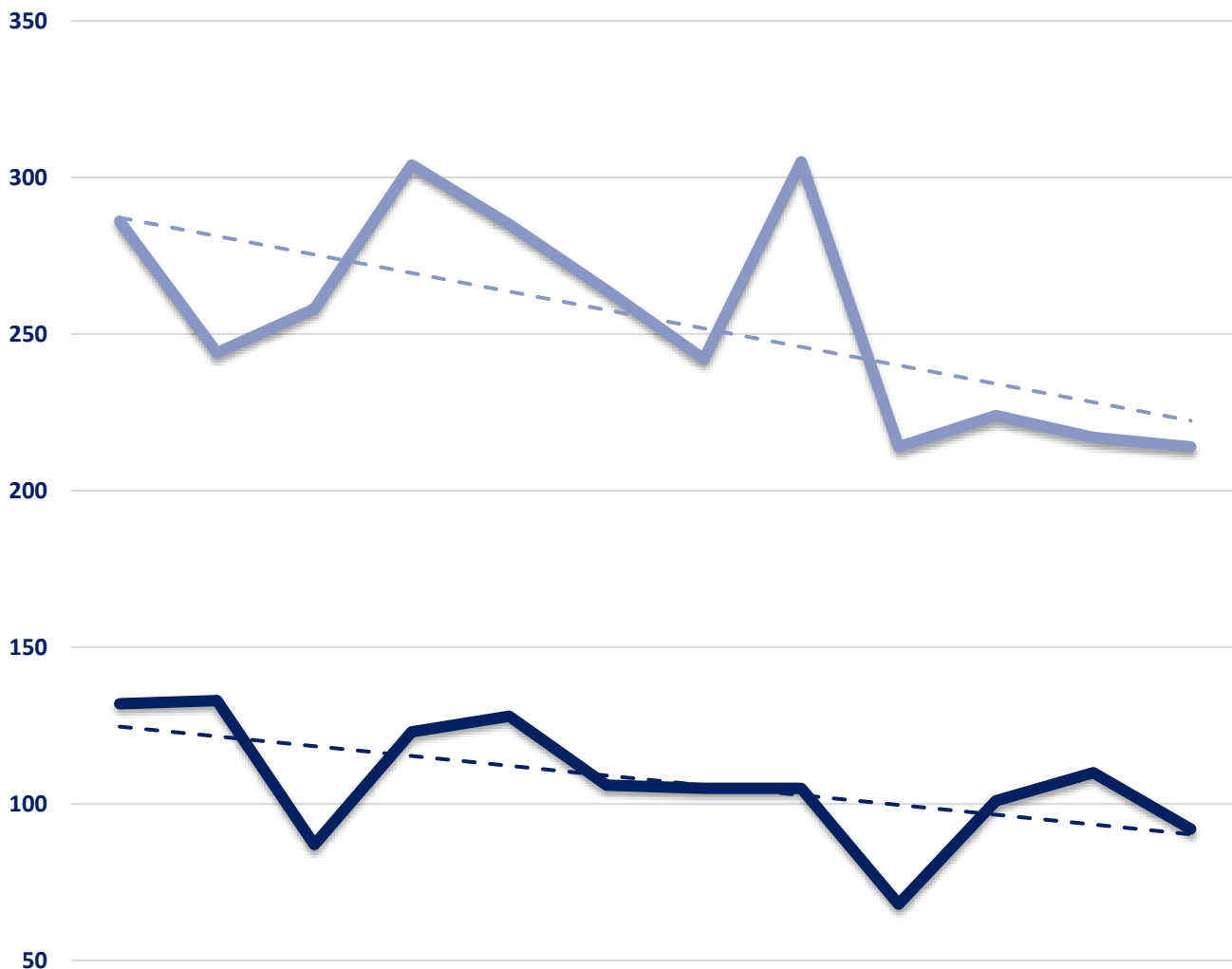


Seized Drugs

TYPE	DOSES	STREET VALUE
Cocaine	2.0	\$ 20.00
Heroin	107.0	\$ 1,070.00
Marijuana	496.0	\$ 2,976.05
Hallucinogens	0.0	\$ -
Amphetamines	85.0	\$ 850.00
TOTAL	690.0	\$ 4,916.05



Part I & II Offenses - One Year



	DEC 2016	JAN 2017	FEB 2017	MAR 2017	APR 2017	MAY 2017	JUN 2017	JUL 2017	AUG 2017	SEP 2017	OCT 2017	NOV 2017
PART I	132	133	87	123	128	106	105	105	68	101	110	92
PART II	286	244	258	304	285	264	242	305	214	224	217	214

— PART I
 — PART II
 - - - Part I Linear Forecast
 - - - Part II Linear Forecast