



CITY COUNCIL DISTRICT #2

MONTHLY OFFENSE SUMMARY

OCTOBER 2017

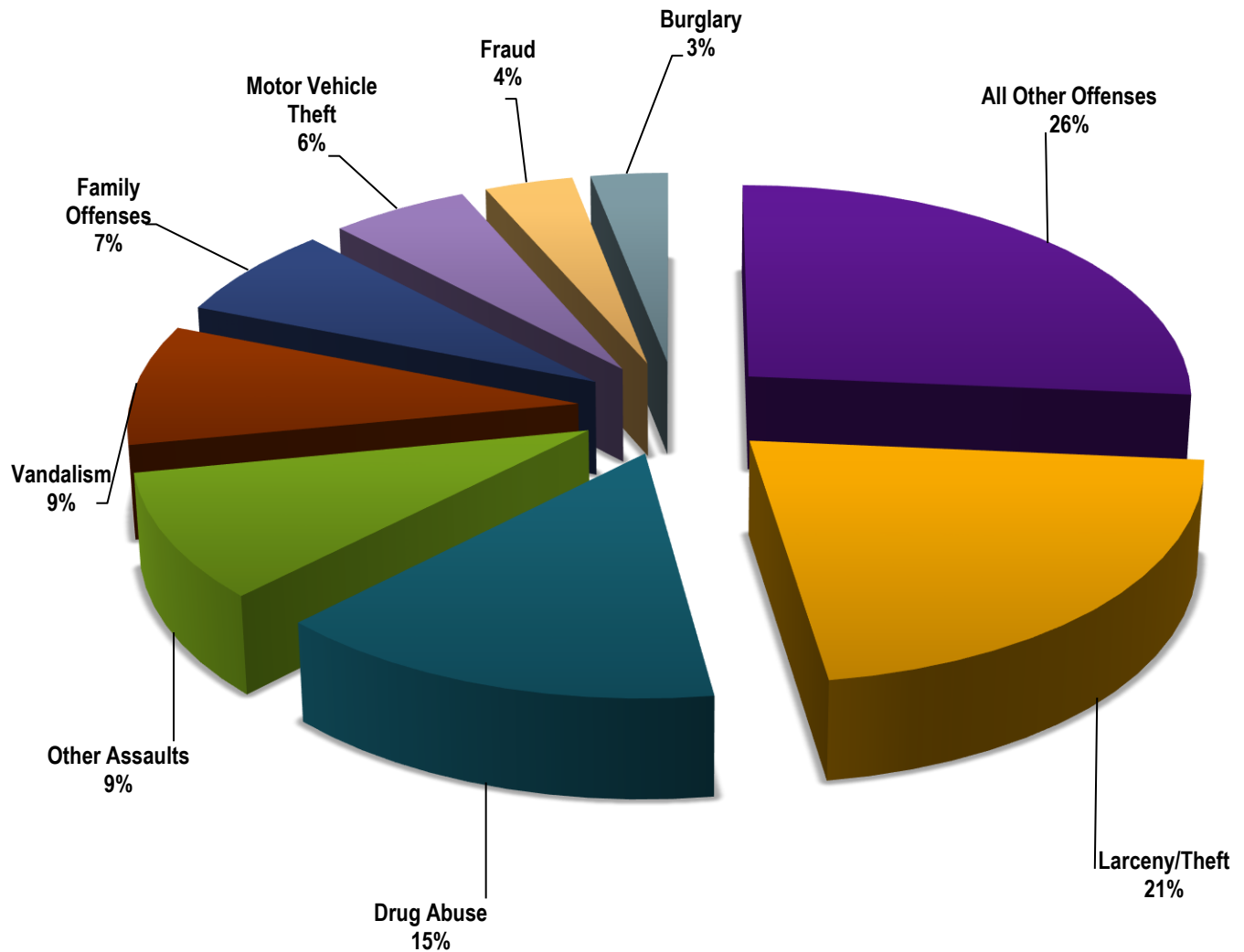
These figures represent preliminary counts of original Police Incident Reports and include all offenses within the above listed City Council District only. Full statistical analysis to determine the confidence level of this data has not been performed. The results contained herein are approximate in relation to the listed area and may not fully coincide with data shown in other areas of SLCPD's Crime Statistics page such as Calls for Service, Crimes Trending, and Crime Reports due to and reflective of departmental procedures that were in place at the time the event occurred and the date this data was compiled. Results displayed are not distinguished as attempted or completed crimes, do not include other calls for police service, and only represent police service where a report was made. Police Incident Reports are classified by primary offense categories as defined by the Uniform Crime Reporting (UCR) system. However, data is not subjected to any other standards set forth under UCR. Although every reasonable verification effort is made, the accuracy of any data is subject to the constraints of the report generation process as well as the manner, format, and point in time of any query.

PART I OFFENSES:	Chosen by the FBI as Part I Offenses because they are serious crimes that occur with regularity in all areas of the country and are likely to be reported to Police.
PART II OFFENSES:	All other crimes other than the eight Part I Offenses. The Uniform Crime Reporting Program gathers only arrest data for Part II Offenses, however, SLCPD results displayed in this document display all Part II Offenses, regardless of the presence of arrest data.
ALL OTHER OFFENSES:	Under the Part II Offense section, 'All Other Offenses' include Peeping Tom, Trespass, Kidnap/Abduction, Pornography, Extortion/Blackmail, Bribery, Warrants, Sexual Offenses, Obstruction, Public Peace, and Hit & Run.
NON-UCR OFFENSES:	Non-UCR Offenses include reports for all other offenses not classified as a Part I or Part II Offense. Results displayed separate some of these offenses such as Ambulance Calls, Deaths, Missing Persons, Suicides, Suspicious Activity, and Traffic Accidents.
ALL OTHER NON-UCR:	Under the Non-UCR category, 'All Other' include the remainder of offenses not classified as Part I or Part II and not separated from the Non-UCR Offenses. These include things such as Loud Parties, Barking Dogs, Mentally Ill Subjects, Citizen Assistance, etc.
LOW NUMBER OFFENSES:	On page two, in the interest of space and allowing for easier viewing, the category titled 'Low Number Offenses' include Part I and Part II Offenses from page one that have totals under the amount of 20.

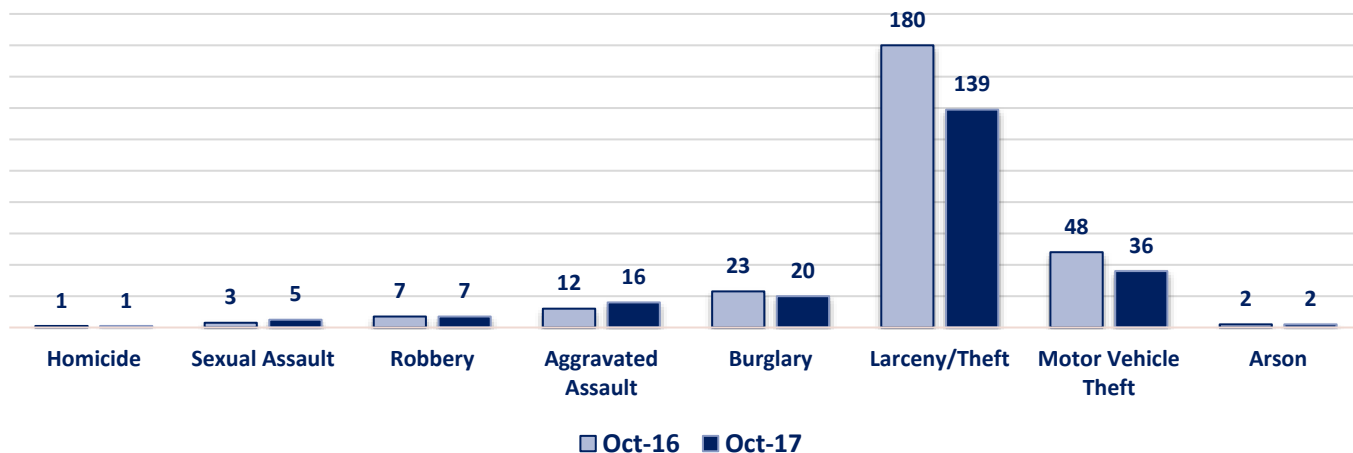
Offenses

PART I OFFENSES	OFFENSE	OCT 16	OCT 17	OFFENSE	OCT 16	OCT 17
	Homicide	1	1	Other Assaults	62	62
	Sexual Assault	3	5	Forgery/Counterfeit	12	15
	Robbery	7	7	Fraud	12	23
	Aggravated Assault	12	16	Embezzlement	0	0
	Burglary	23	20	Stolen Property	11	3
	Larceny/Theft	180	139	Vandalism	55	59
	Motor Vehicle Theft	48	36	Weapons	1	8
	Arson	2	2	Prostitution	2	4
NON-UCR OFFENSES	PART I TOTALS	276	226	Sex Offenses	0	2
	Ambulance Calls	21	15	Drug Abuse	53	96
	Deaths	4	10	Gambling	0	0
	Missing Persons	3	4	Family Offenses	45	45
	Suicides	0	0	DUI	7	10
	Suspicious Activity	22	14	Liquor Laws	3	6
	Traffic Accidents	86	90	Drunkenness	11	14
	All Other	237	246	Disorderly Conduct	5	5
	NON-UCR TOTALS	373	379	All Other Offenses	150	172
TOTALS	PART I OFFENSES	276	226	Curfew/Loitering	0	0
	PART II OFFENSES	433	531	Runaway	4	7
	NON-UCR OFFENSES	373	379	PART II TOTALS	433	531
	TOTAL	1082	1136			

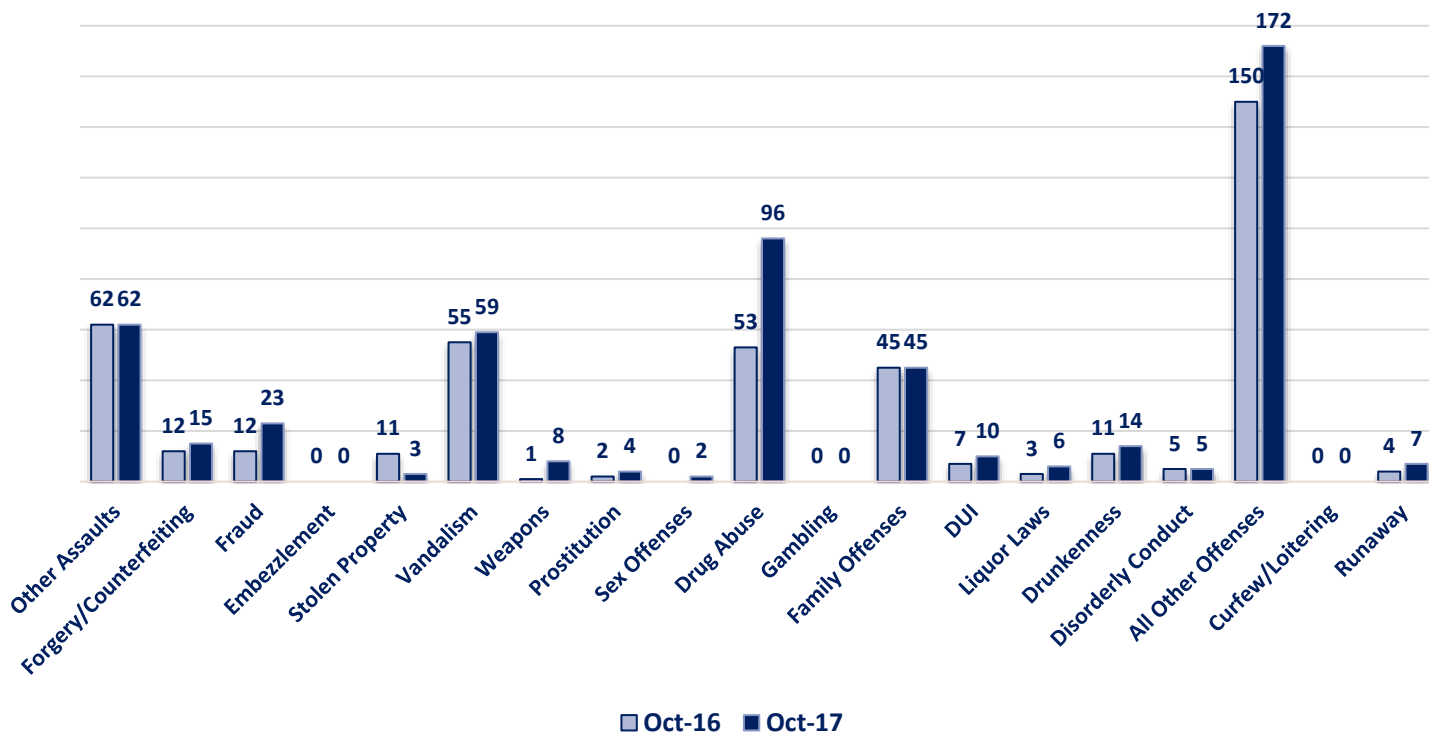
OCTOBER 2017 - Part I & II Offense Percentages



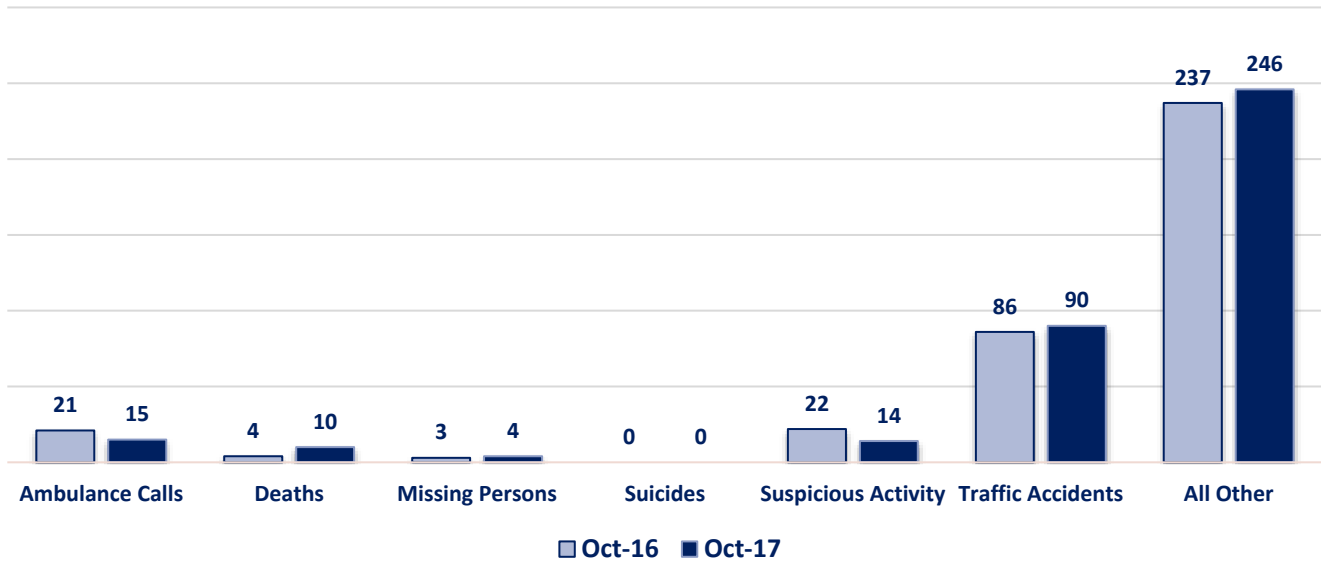
Part I Offenses



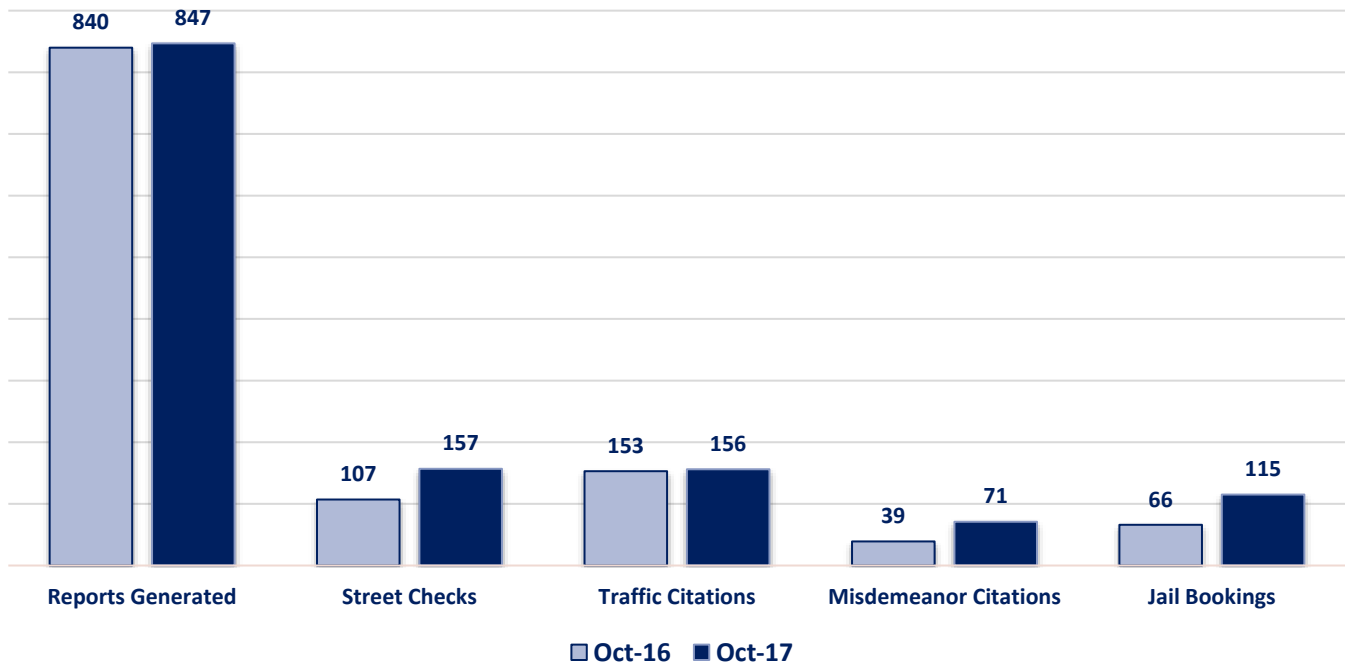
Part II Offenses



Non-UCR Offenses

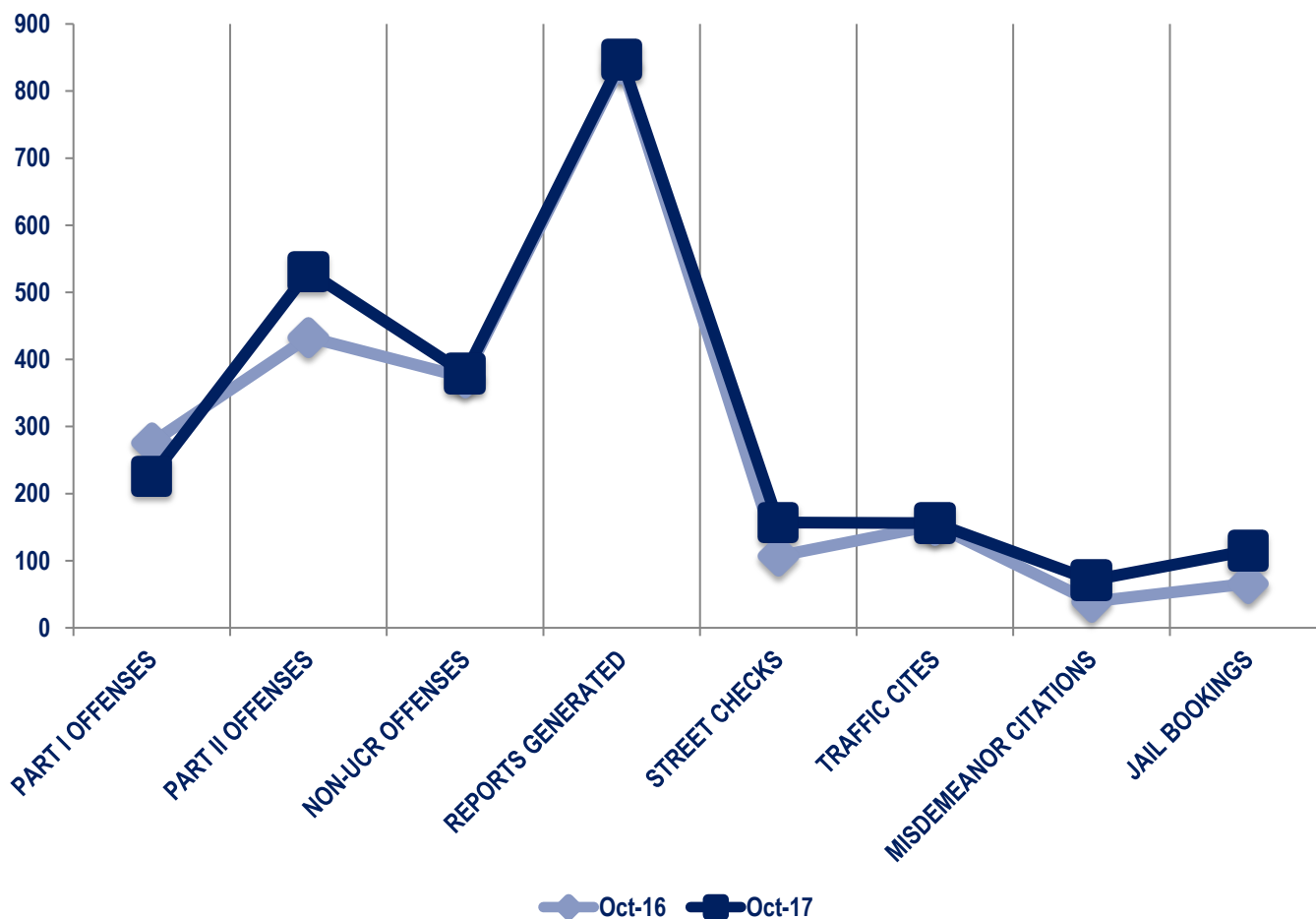


Other Event Totals



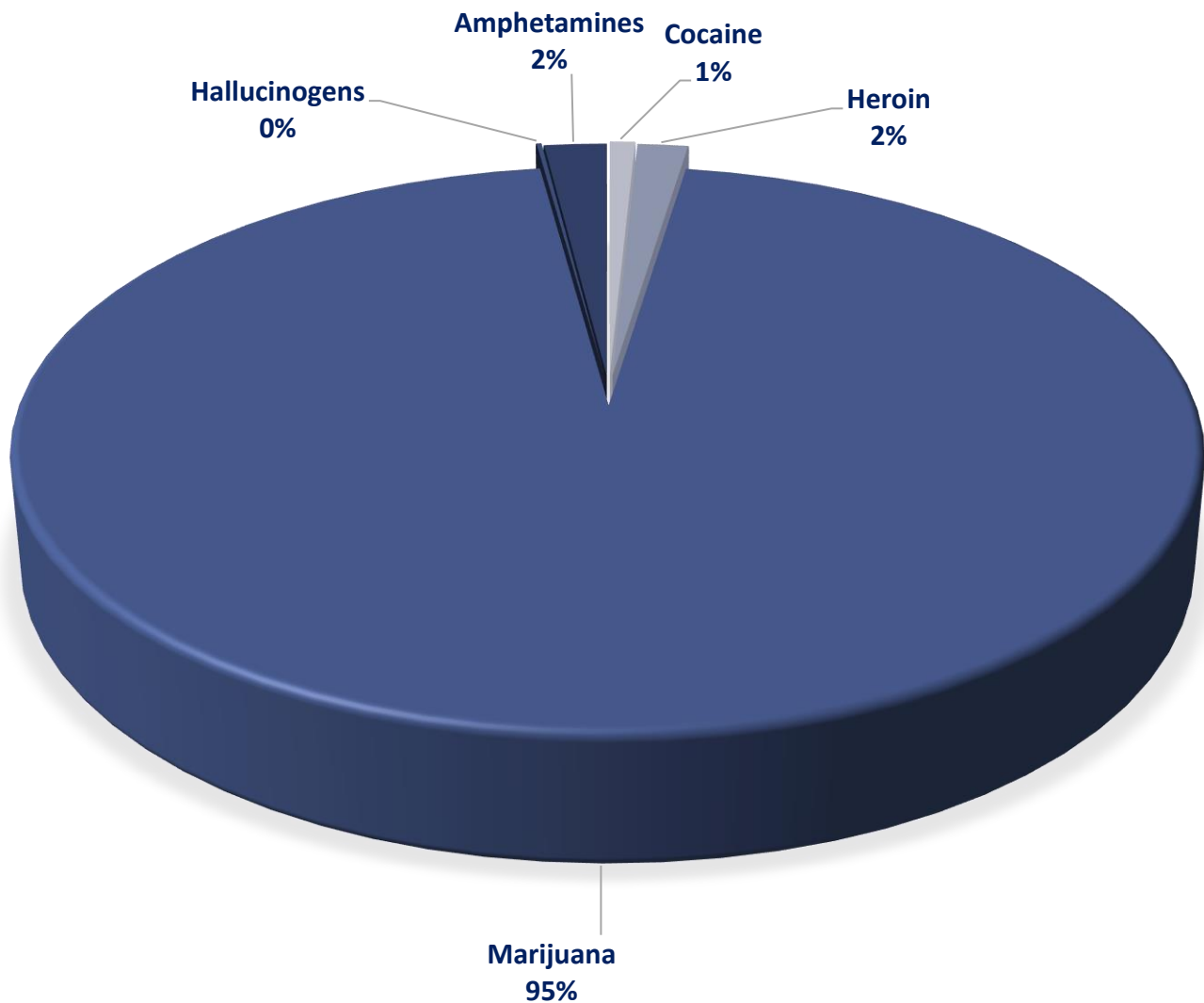
Combined Offense/Event Trends

	OCT 16	OCT 17
Part I Offenses	276	226
Part II Offenses	433	531
NonUCR Offenses	373	379
Reports Generated	840	847
Street Checks	107	157
Traffic Citations	153	156
Misdemeanor Citations	39	71
Jail Bookings	66	115

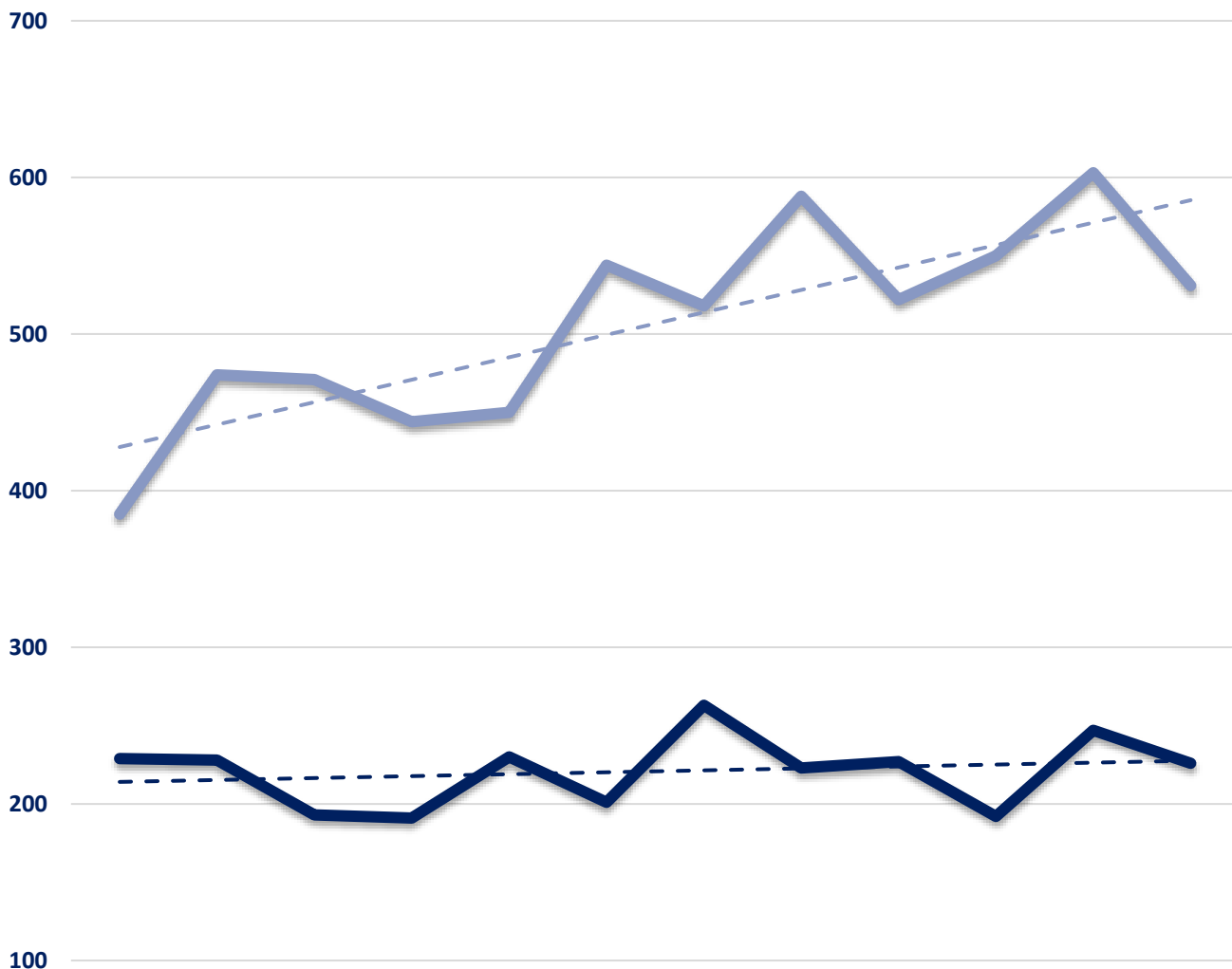


Seized Drugs

TYPE	DOSES	STREET VALUE
Cocaine	193.0	\$ 1,930.00
Heroin	386.4	\$ 3,864.50
Marijuana	22852.1	\$ 137,112.52
Hallucinogens	37.4	\$ 74.78
Amphetamines	478.2	\$ 4,782.00
TOTAL	23947.1	\$ 147,763.80



Part I & II Offenses - One Year



	NOV 2016	DEC 2016	JAN 2017	FEB 2017	MAR 2017	APR 2017	MAY 2017	JUN 2017	JUL 2017	AUG 2017	SEP 2017	OCT 2017
PART I	229	228	193	191	230	201	263	223	227	192	247	226
PART II	385	474	471	444	450	544	518	588	522	550	603	531

— PART I
 — PART II
 - - - Part I Linear Forecast
 - - - Part II Linear Forecast