



## CITY COUNCIL DISTRICT #3

### MONTHLY OFFENSE SUMMARY

OCTOBER 2017

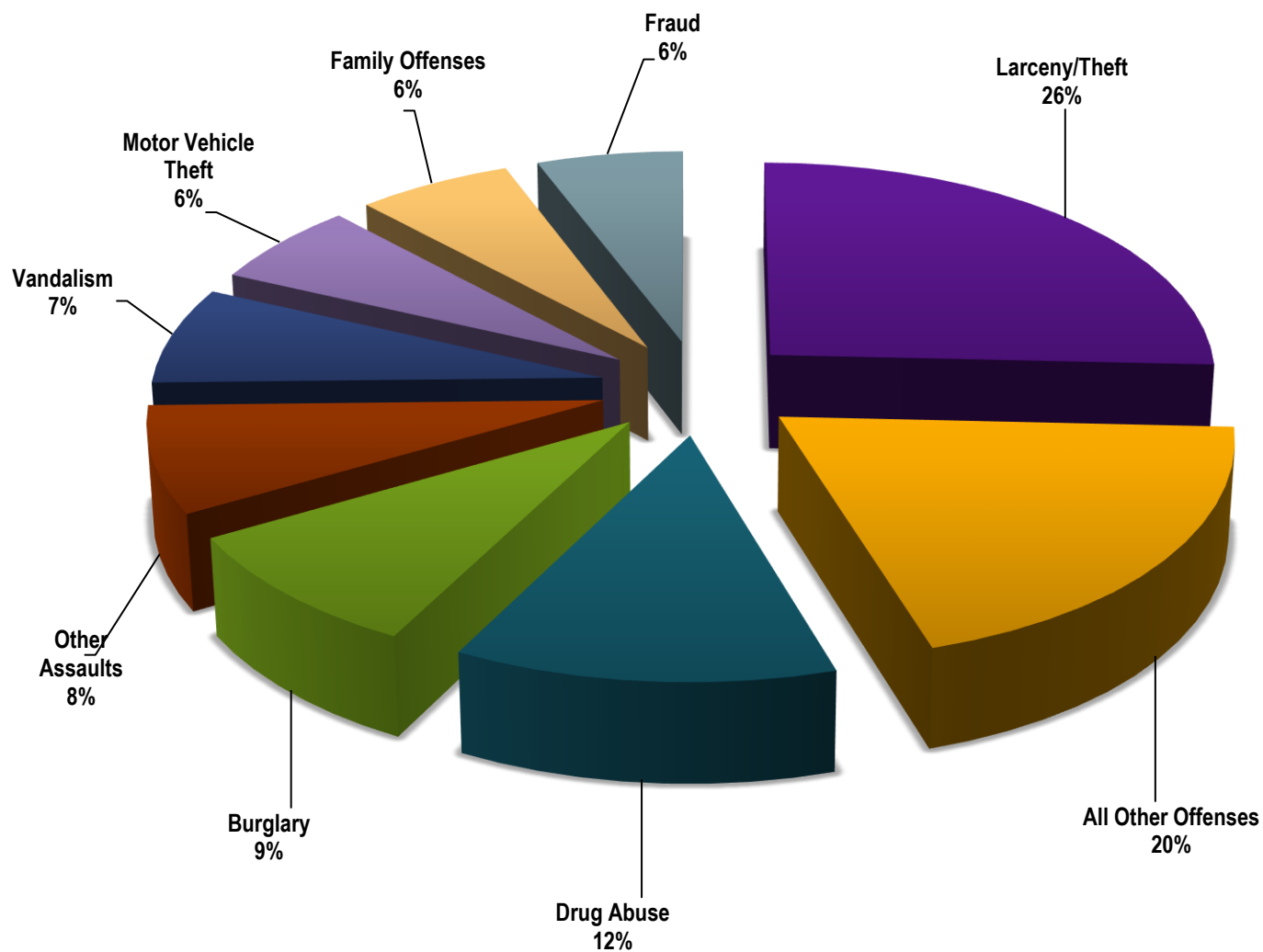
These figures represent preliminary counts of original Police Incident Reports and include all offenses within the above listed City Council District only. Full statistical analysis to determine the confidence level of this data has not been performed. The results contained herein are approximate in relation to the listed area and may not fully coincide with data shown in other areas of SLCPD's Crime Statistics page such as Calls for Service, Crimes Trending, and Crime Reports due to and reflective of departmental procedures that were in place at the time the event occurred and the date this data was compiled. Results displayed are not distinguished as attempted or completed crimes, do not include other calls for police service, and only represent police service where a report was made. Police Incident Reports are classified by primary offense categories as defined by the Uniform Crime Reporting (UCR) system. However, data is not subjected to any other standards set forth under UCR. Although every reasonable verification effort is made, the accuracy of any data is subject to the constraints of the report generation process as well as the manner, format, and point in time of any query.

<b>PART I OFFENSES:</b>	Chosen by the FBI as Part I Offenses because they are serious crimes that occur with regularity in all areas of the country and are likely to be reported to Police.
<b>PART II OFFENSES:</b>	All other crimes other than the eight Part I Offenses. The Uniform Crime Reporting Program gathers only arrest data for Part II Offenses, however, SLCPD results displayed in this document display all Part II Offenses, regardless of the presence of arrest data.
<b>ALL OTHER OFFENSES:</b>	Under the Part II Offense section, 'All Other Offenses' include Peeping Tom, Trespass, Kidnap/Abduction, Pornography, Extortion/Blackmail, Bribery, Warrants, Sexual Offenses, Obstruction, Public Peace, and Hit & Run.
<b>NON-UCR OFFENSES:</b>	Non-UCR Offenses include reports for all other offenses not classified as a Part I or Part II Offense. Results displayed separate some of these offenses such as Ambulance Calls, Deaths, Missing Persons, Suicides, Suspicious Activity, and Traffic Accidents.
<b>ALL OTHER NON-UCR:</b>	Under the Non-UCR category, 'All Other' include the remainder of offenses not classified as Part I or Part II and not separated from the Non-UCR Offenses. These include things such as Loud Parties, Barking Dogs, Mentally Ill Subjects, Citizen Assistance, etc.
<b>LOW NUMBER OFFENSES:</b>	On page two, in the interest of space and allowing for easier viewing, the category titled 'Low Number Offenses' include Part I and Part II Offenses from page one that have totals under the amount of 15.

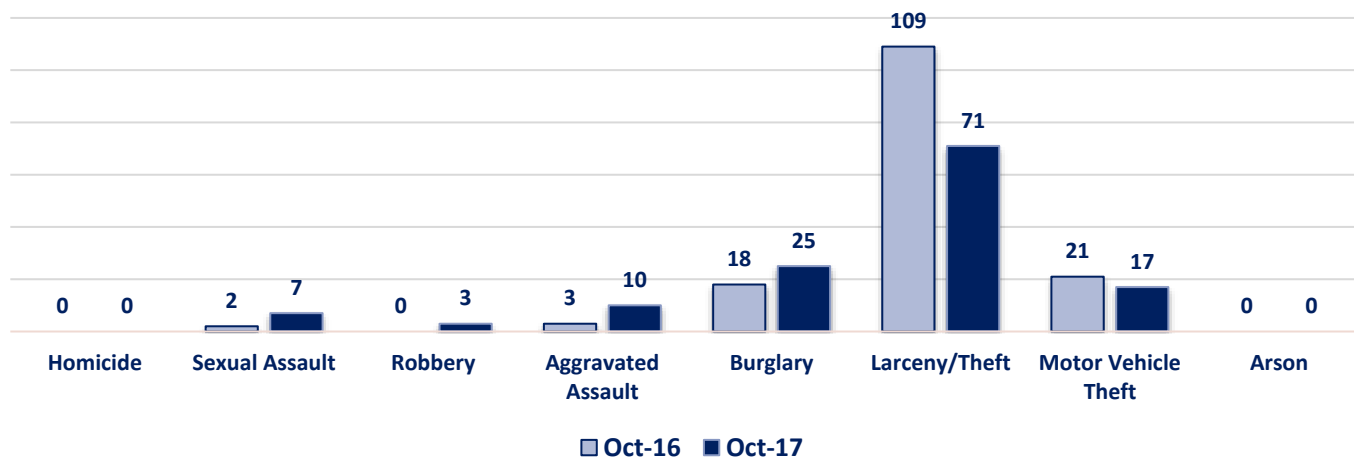
## Offenses

PART I OFFENSES	OFFENSE	OCT 16	OCT 17	OFFENSE	OCT 16	OCT 17	PART II OFFENSES
	Homicide	0	0	Other Assaults	35	22	
	Sexual Assault	2	7	Forgery/Counterfeit	3	1	
	Robbery	0	3	Fraud	8	16	
	Aggravated Assault	3	10	Embezzlement	0	0	
	Burglary	18	25	Stolen Property	3	2	
	Larceny/Theft	109	71	Vandalism	39	20	
	Motor Vehicle Theft	21	17	Weapons	3	3	
	Arson	0	0	Prostitution	0	1	
NON-UCR OFFENSES	<b>PART I TOTALS</b>	<b>153</b>	<b>133</b>	Sex Offenses	2	0	PART II OFFENSES
	Ambulance Calls	5	12	Drug Abuse	25	34	
	Deaths	0	1	Gambling	0	0	
	Missing Persons	6	3	Family Offenses	17	17	
	Suicides	0	1	DUI	2	6	
	Suspicious Activity	13	10	Liquor Laws	2	2	
	Traffic Accidents	36	42	Drunkenness	10	14	
	All Other	89	107	Disorderly Conduct	7	4	
	<b>NON-UCR TOTALS</b>	<b>149</b>	<b>176</b>	All Other Offenses	55	54	
TOTALS	<b>PART I OFFENSES</b>	153	133	Curfew/Loitering	0	0	PART II OFFENSES
	<b>PART II OFFENSES</b>	212	197	Runaway	1	1	
	<b>NON-UCR OFFENSES</b>	149	176	<b>PART II TOTALS</b>	<b>212</b>	<b>197</b>	
	<b>TOTAL</b>	<b>514</b>	<b>506</b>				

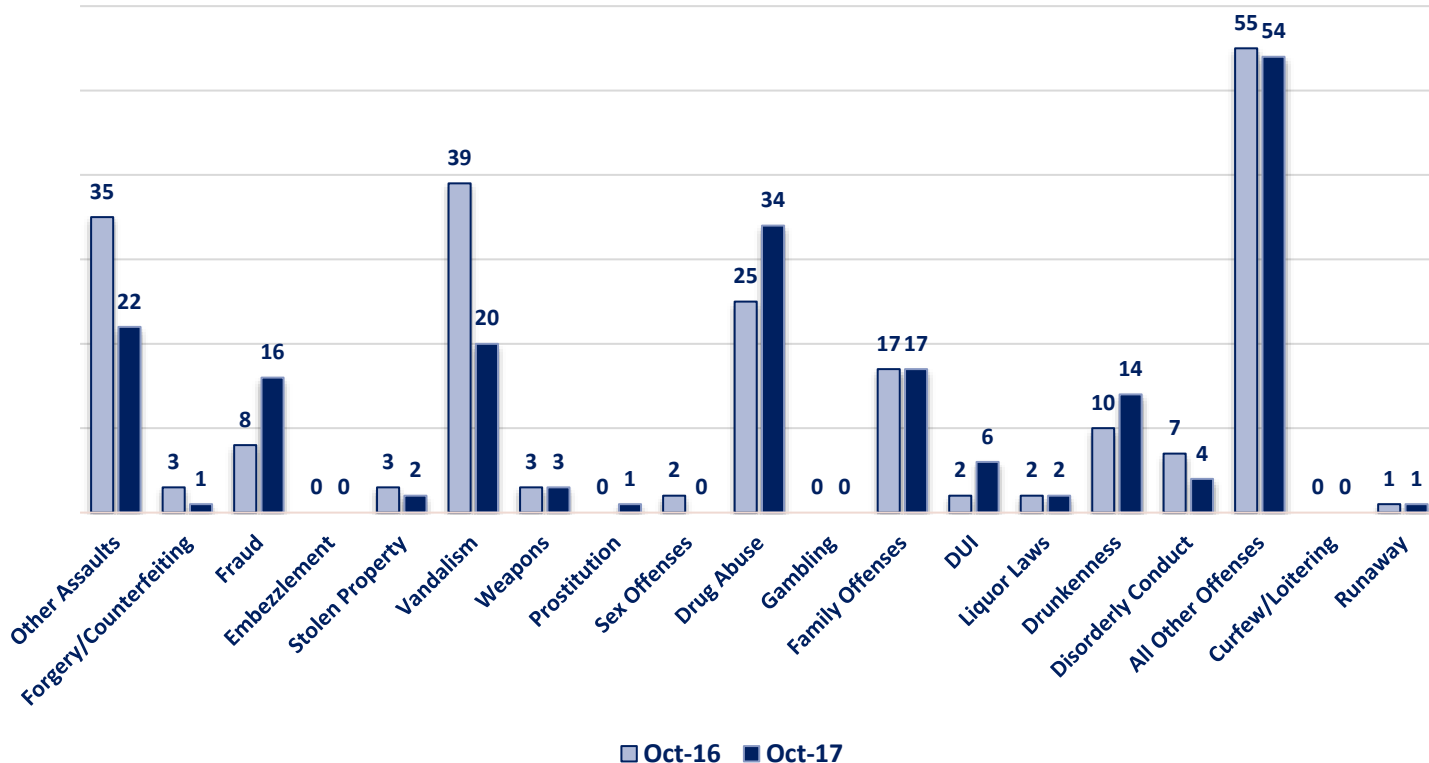
## OCTOBER 2017 - Part I & II Offense Percentages



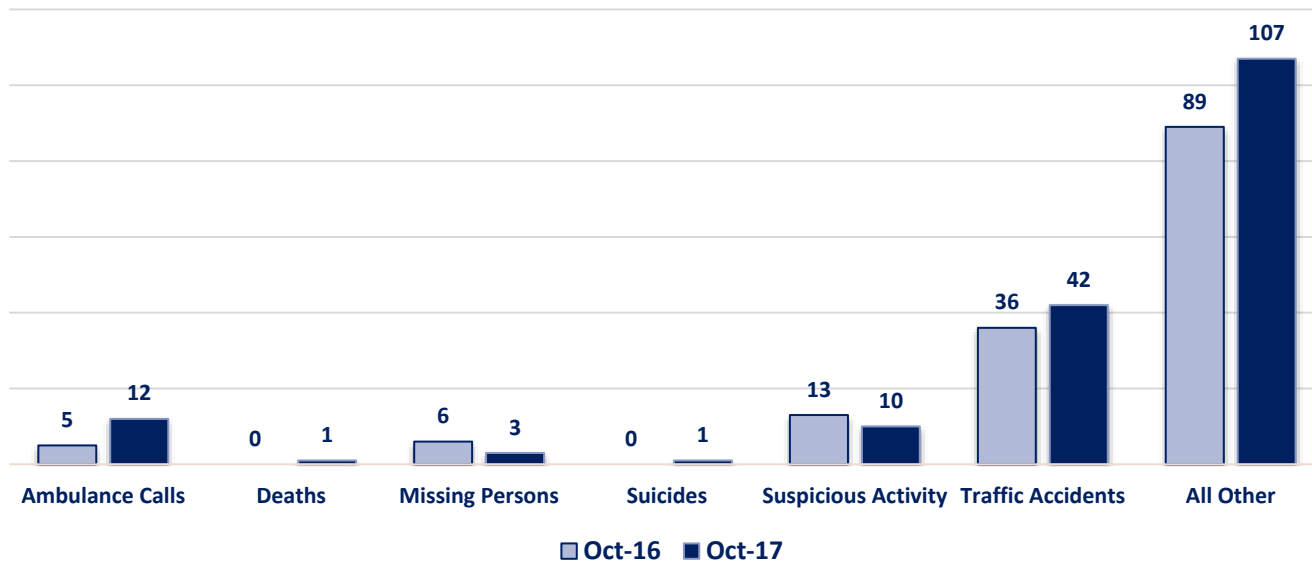
### Part I Offenses



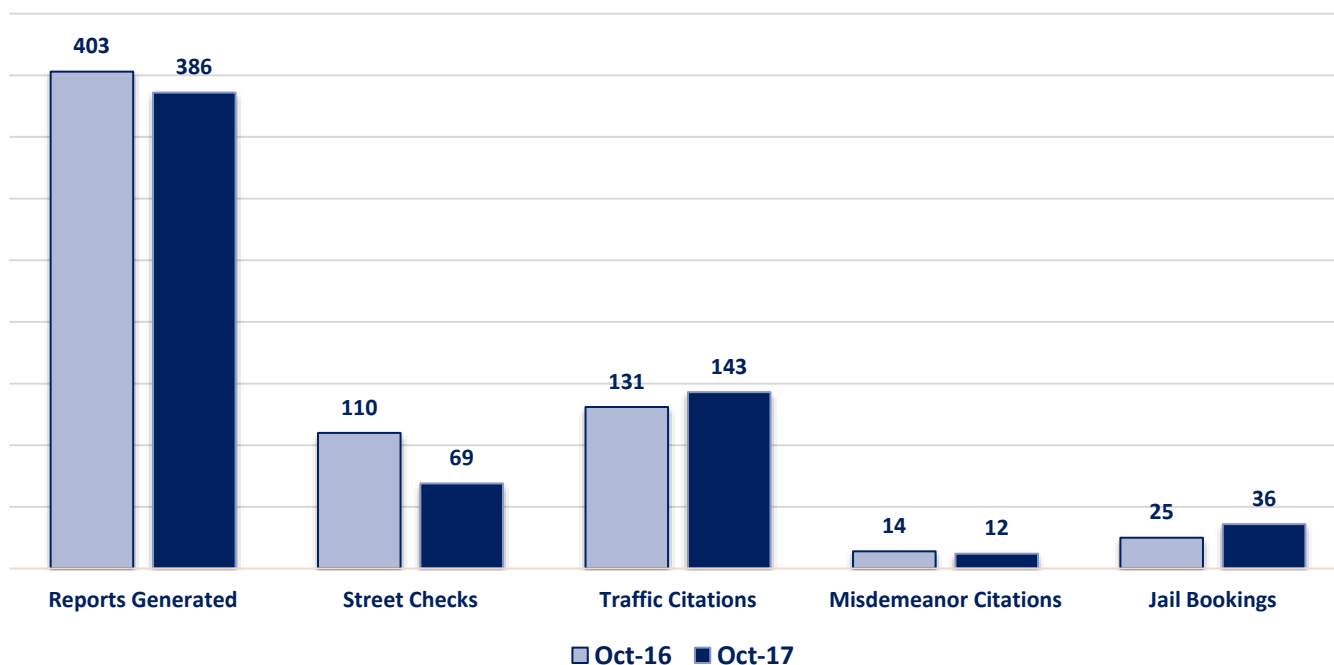
### Part II Offenses



### Non-UCR Offenses

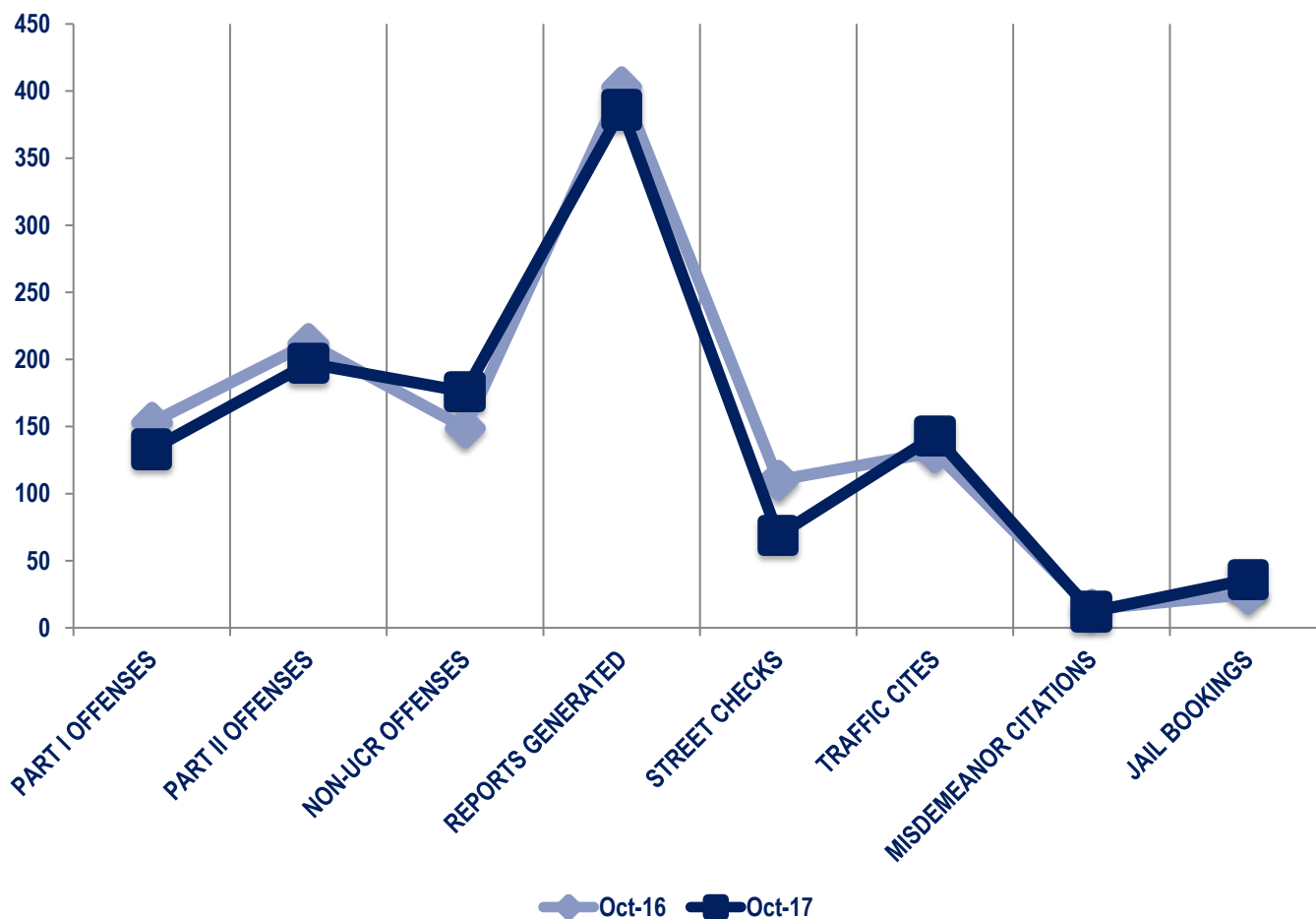


### Other Event Totals



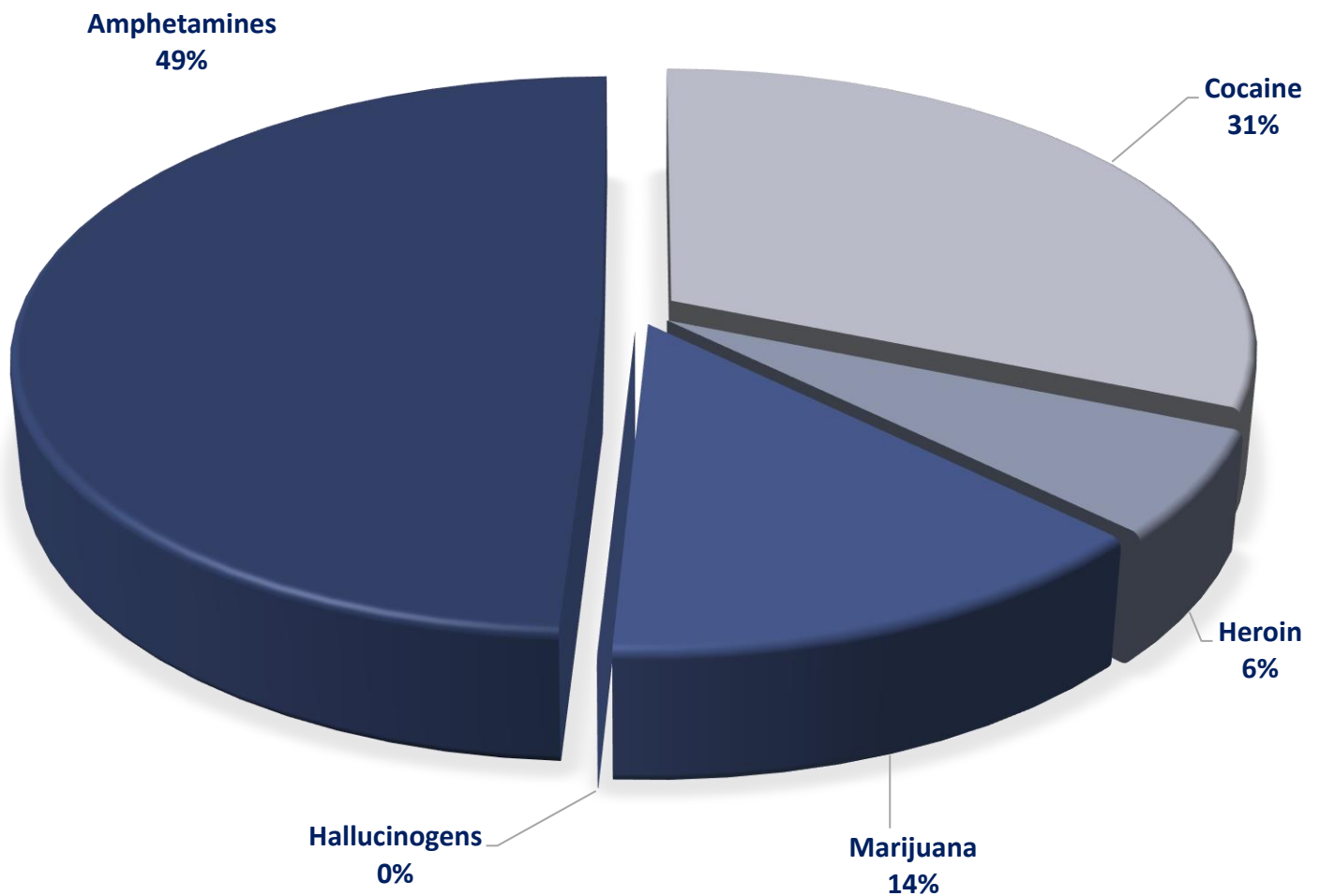
### Combined Offense/Event Trends

	OCT 16	OCT 17
<b>Part I Offenses</b>	153	133
<b>Part II Offenses</b>	212	197
<b>NonUCR Offenses</b>	149	176
<b>Reports Generated</b>	403	386
<b>Street Checks</b>	110	69
<b>Traffic Citations</b>	131	143
<b>Misdemeanor Citations</b>	14	12
<b>Jail Bookings</b>	25	36

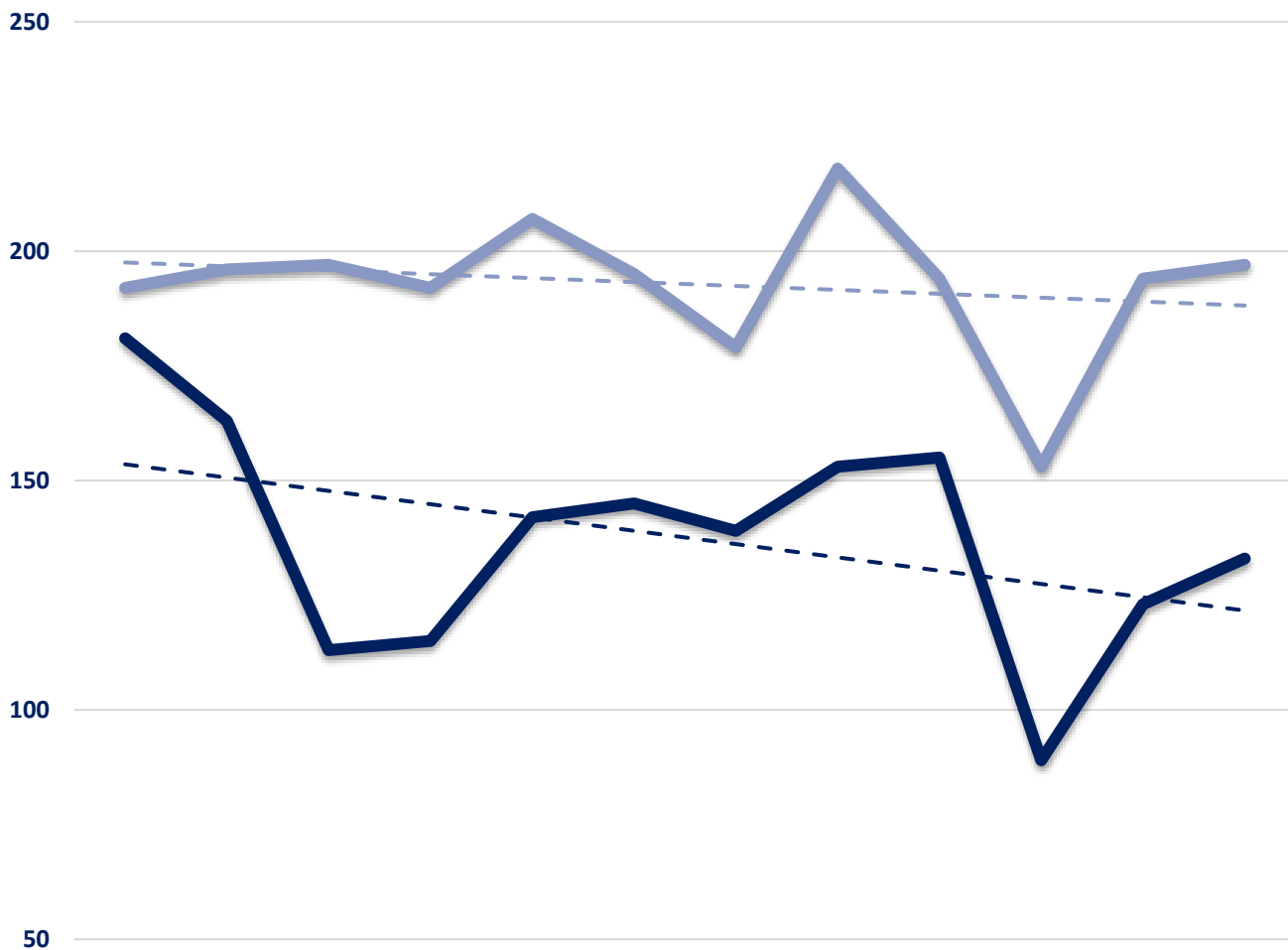


### Seized Drugs

TYPE	DOSES	STREET VALUE
Cocaine	256.0	\$ 2,560.00
Heroin	50.0	\$ 500.00
Marijuana	111.5	\$ 668.80
Hallucinogens	0.0	\$ -
Amphetamines	403.2	\$ 4,032.40
<b>TOTAL</b>	<b>820.7</b>	<b>\$ 7,761.20</b>



### Part I & II Offenses - One Year



	NOV 2016	DEC 2016	JAN 2017	FEB 2017	MAR 2017	APR 2017	MAY 2017	JUN 2017	JUL 2017	AUG 2017	SEP 2017	OCT 2017
<b>PART I</b>	181	163	113	115	142	145	139	153	155	89	123	133
<b>PART II</b>	192	196	197	192	207	195	179	218	194	153	194	197

— **PART I**
— **PART II**
- - - Part I Linear Forecast
 - - - Part II Linear Forecast