



CITY COUNCIL DISTRICT #4

MONTHLY OFFENSE SUMMARY

NOVEMBER 2017

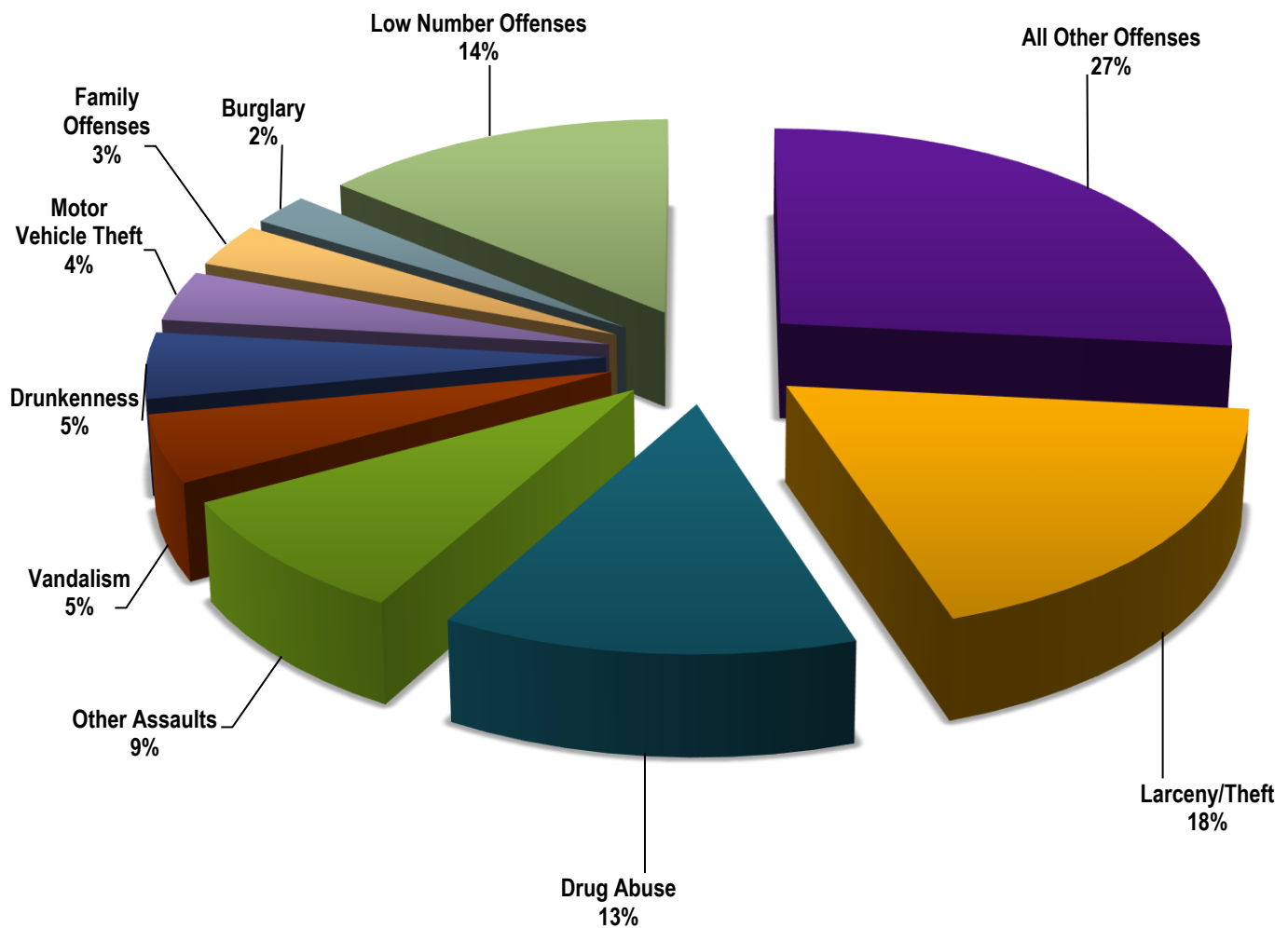
These figures represent preliminary counts of original Police Incident Reports and include all offenses within the above listed City Council District only. Full statistical analysis to determine the confidence level of this data has not been performed. The results contained herein are approximate in relation to the listed area and may not fully coincide with data shown in other areas of SLCPD's Crime Statistics page such as Calls for Service, Crimes Trending, and Crime Reports due to and reflective of departmental procedures that were in place at the time the event occurred and the date this data was compiled. Results displayed are not distinguished as attempted or completed crimes, do not include other calls for police service, and only represent police service where a report was made. Police Incident Reports are classified by primary offense categories as defined by the Uniform Crime Reporting (UCR) system. However, data is not subjected to any other standards set forth under UCR. Although every reasonable verification effort is made, the accuracy of any data is subject to the constraints of the report generation process as well as the manner, format, and point in time of any query.

PART I OFFENSES:	Chosen by the FBI as Part I Offenses because they are serious crimes that occur with regularity in all areas of the country and are likely to be reported to Police.
PART II OFFENSES:	All other crimes other than the eight Part I Offenses. The Uniform Crime Reporting Program gathers only arrest data for Part II Offenses, however, SLCPD results displayed in this document display all Part II Offenses, regardless of the presence of arrest data.
ALL OTHER OFFENSES:	Under the Part II Offense section, 'All Other Offenses' include Peeping Tom, Trespass, Kidnap/Abduction, Pornography, Extortion/Blackmail, Bribery, Warrants, Sexual Offenses, Obstruction, Public Peace, and Hit & Run.
NON-UCR OFFENSES:	Non-UCR Offenses include reports for all other offenses not classified as a Part I or Part II Offense. Results displayed separate some of these offenses such as Ambulance Calls, Deaths, Missing Persons, Suicides, Suspicious Activity, and Traffic Accidents.
ALL OTHER NON-UCR:	Under the Non-UCR category, 'All Other' include the remainder of offenses not classified as Part I or Part II and not separated from the Non-UCR Offenses. These include things such as Loud Parties, Barking Dogs, Mentally Ill Subjects, Citizen Assistance, etc.
LOW NUMBER OFFENSES:	On page two, in the interest of space and allowing for easier viewing, the category titled 'Low Number Offenses' include Part I and Part II Offenses from page one that have totals under the amount of 25.

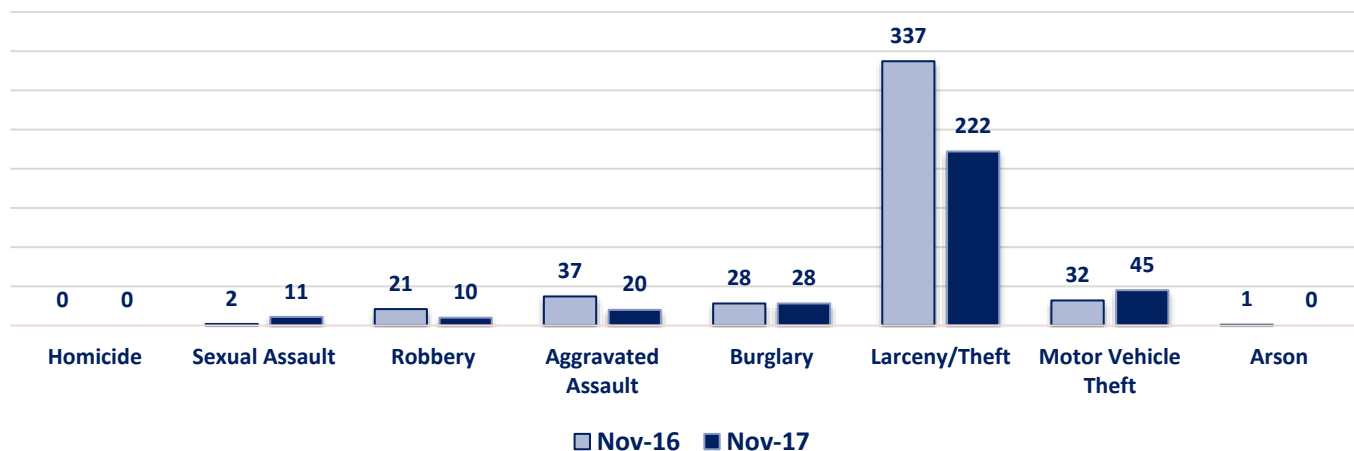
Offenses

PART I OFFENSES	OFFENSE	NOV 16	NOV 17	OFFENSE	NOV 16	NOV 17	PART II OFFENSES
	Homicide	0	0	Other Assaults	123	108	
	Sexual Assault	2	11	Forgery/Counterfeit	12	7	
	Robbery	21	10	Fraud	52	27	
	Aggravated Assault	37	20	Embezzlement	0	0	
	Burglary	28	28	Stolen Property	6	6	
	Larceny/Theft	337	222	Vandalism	67	60	
	Motor Vehicle Theft	32	45	Weapons	8	2	
	Arson	1	0	Prostitution	2	7	
	PART I TOTALS	458	336	Sex Offenses	3	9	
NON-UCR OFFENSES	Ambulance Calls	77	45	Drug Abuse	433	160	
	Deaths	9	4	Gambling	0	0	
	Missing Persons	17	8	Family Offenses	40	39	
	Suicides	1	0	DUI	26	20	
	Suspicious Activity	21	18	Liquor Laws	24	17	
	Traffic Accidents	140	122	Drunkenness	62	59	
	All Other	480	347	Disorderly Conduct	32	21	
	NON-UCR TOTALS	745	544	All Other Offenses	481	323	
TOTALS	PART I OFFENSES	458	336	Curfew/Loitering	1	0	
	PART II OFFENSES	1378	877	Runaway	6	12	
	NON-UCR OFFENSES	745	544	PART II TOTALS	1378	877	
	TOTAL	2581	1757				

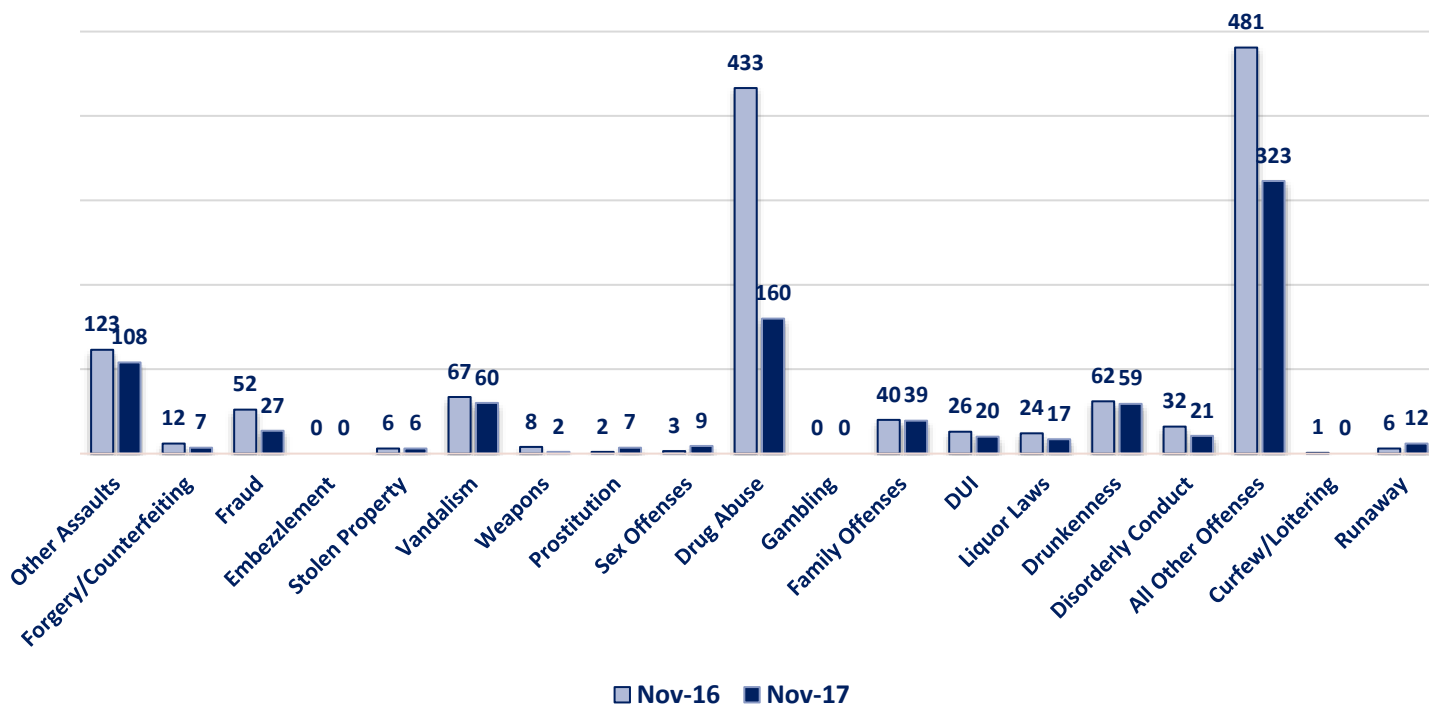
NOVEMBER 2017 - Part I & II Offense Percentages



Part I Offenses



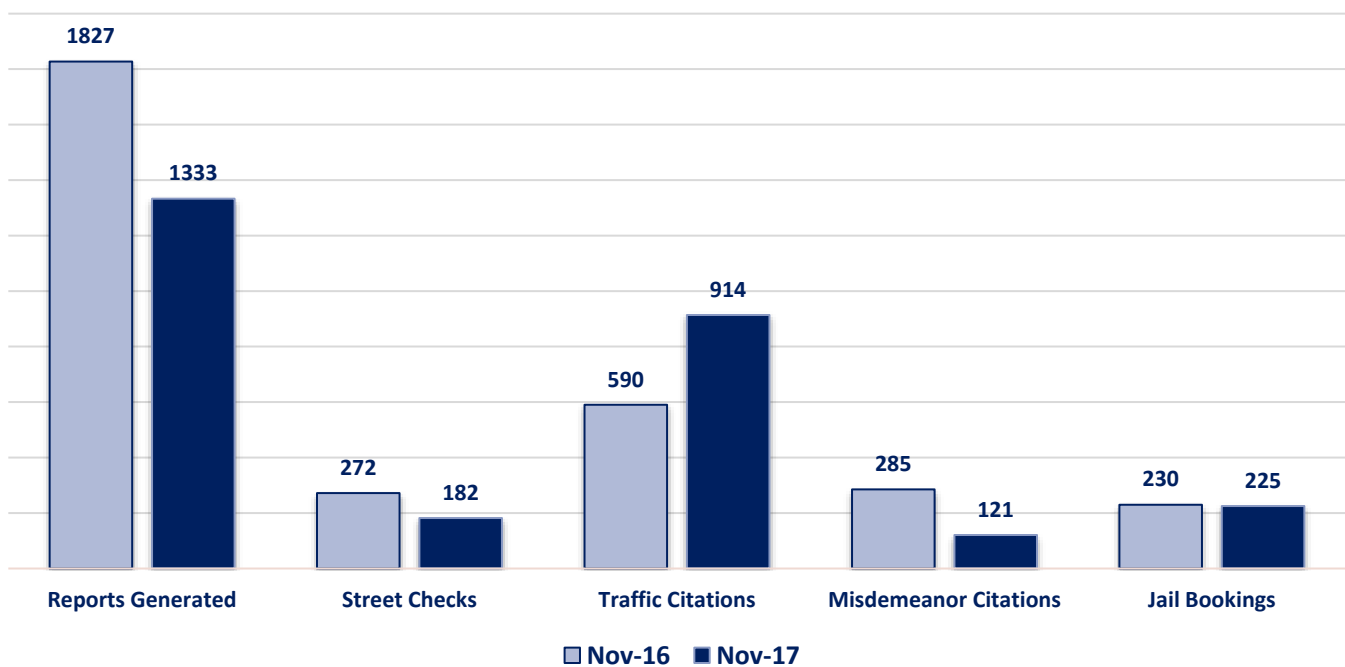
Part II Offenses



Non-UCR Offenses

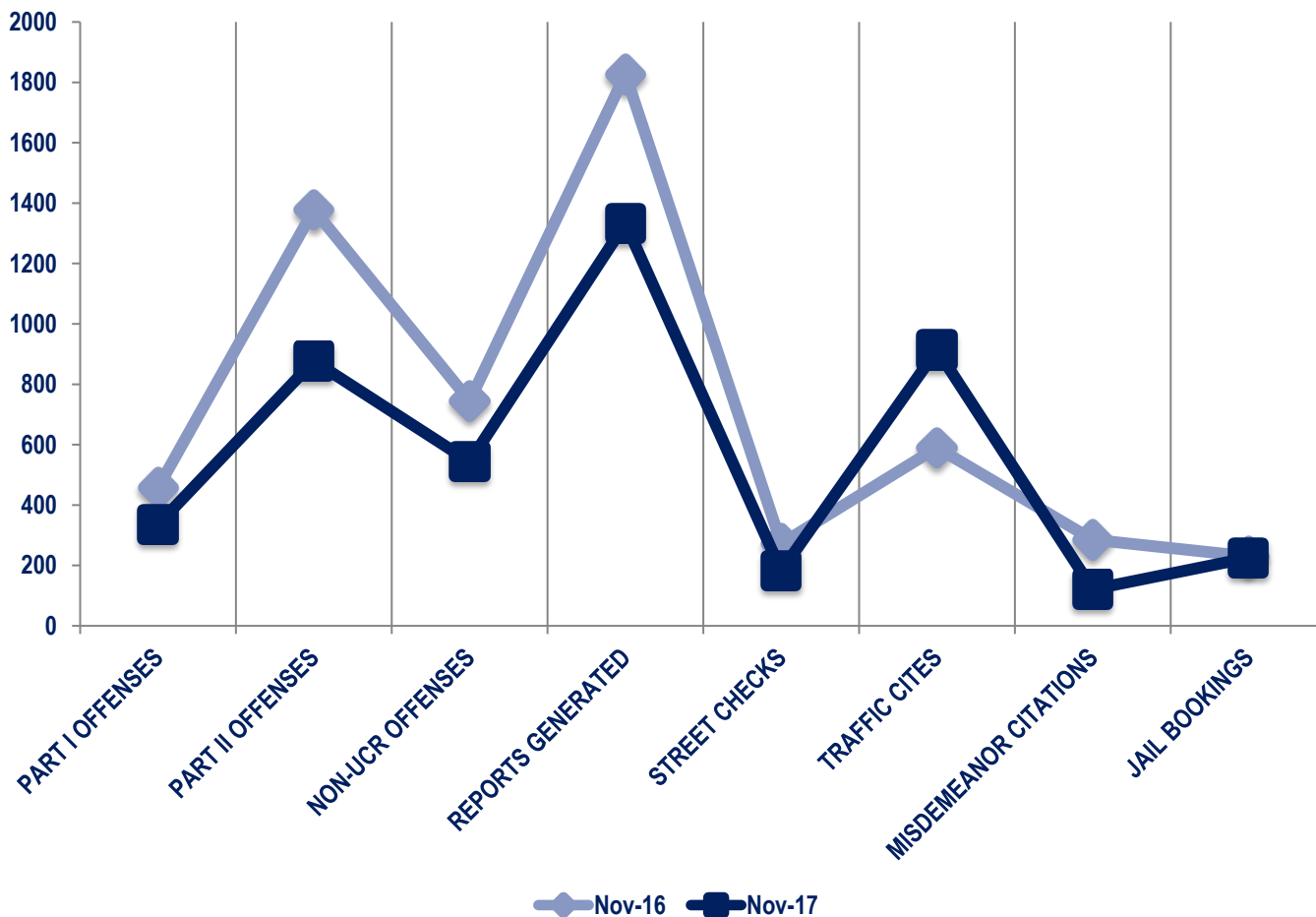


Other Event Totals



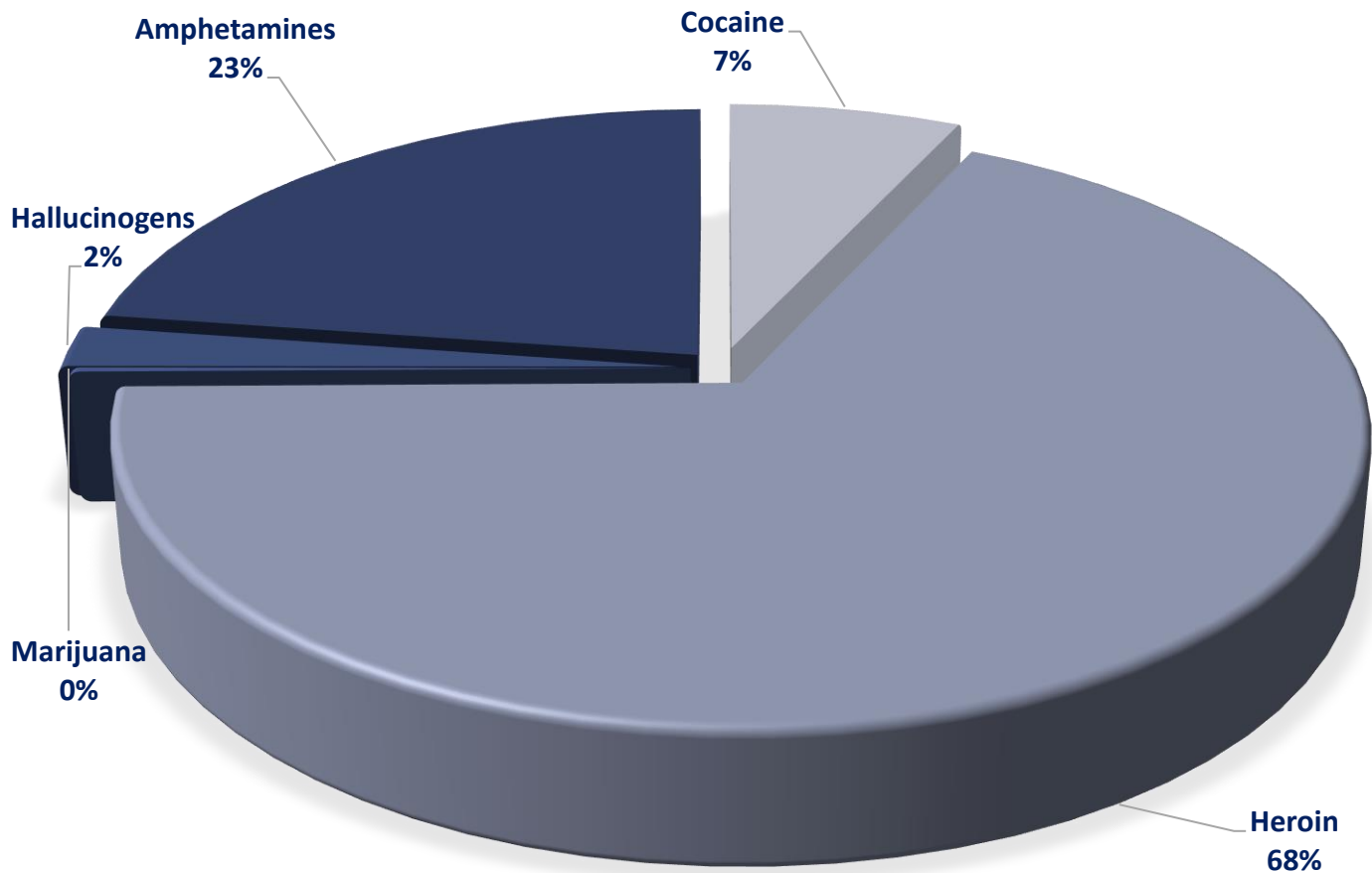
Combined Offense/Event Trends

	NOV 16	NOV 17
Part I Offenses	458	336
Part II Offenses	1378	877
NonUCR Offenses	745	544
Reports Generated	1827	1333
Street Checks	272	182
Traffic Citations	590	914
Misdemeanor Citations	285	121
Jail Bookings	230	225



Seized Drugs

TYPE	DOSES	STREET VALUE
Cocaine	276.0	\$ 2,760.00
Heroin	2668.5	\$ 26,684.50
Marijuana	9.0	\$ 54.00
Hallucinogens	88.3	\$ 176.68
Amphetamines	894.4	\$ 8,943.50
TOTAL	3936.1	\$ 38,618.68



Part I & II Offenses - One Year

