



CITY COUNCIL DISTRICT #5

MONTHLY OFFENSE SUMMARY

JANUARY 2018

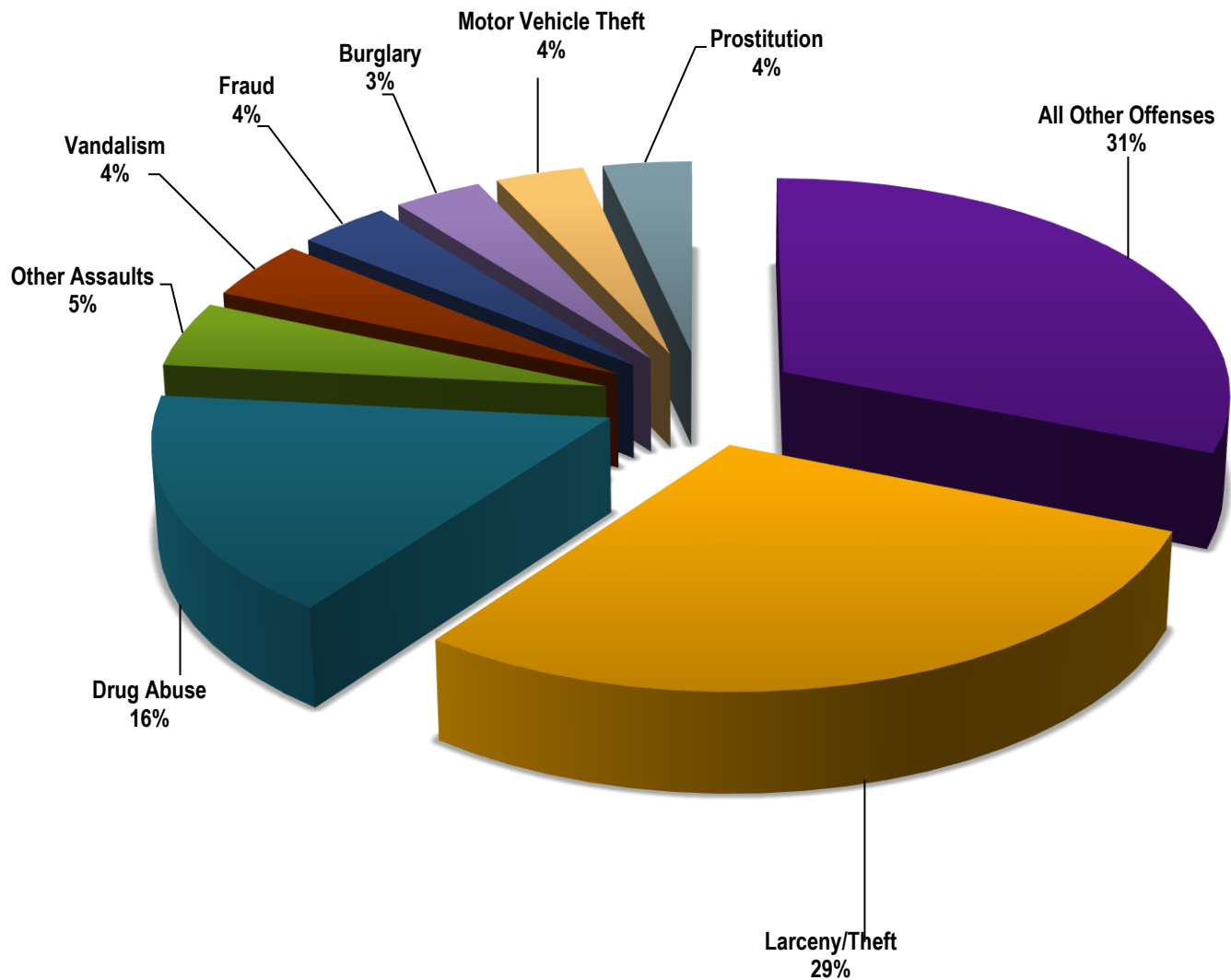
These figures represent preliminary counts of original Police Incident Reports and include all offenses within the above listed City Council District only. Full statistical analysis to determine the confidence level of this data has not been performed. The results contained herein are approximate in relation to the listed area and may not fully coincide with data shown in other areas of SLCPD's Crime Statistics page such as Calls for Service, Crimes Trending, and Crime Reports due to and reflective of departmental procedures that were in place at the time the event occurred and the date this data was compiled. Results displayed are not distinguished as attempted or completed crimes, do not include other calls for police service, and only represent police service where a report was made. Police Incident Reports are classified by primary offense categories as defined by the Uniform Crime Reporting (UCR) system. However, data is not subjected to any other standards set forth under UCR. Although every reasonable verification effort is made, the accuracy of any data is subject to the constraints of the report generation process as well as the manner, format, and point in time of any query.

PART I OFFENSES:	Chosen by the FBI as Part I Offenses because they are serious crimes that occur with regularity in all areas of the country and are likely to be reported to Police.
PART II OFFENSES:	All other crimes other than the eight Part I Offenses. The Uniform Crime Reporting Program gathers only arrest data for Part II Offenses, however, SLCPD results displayed in this document display all Part II Offenses, regardless of the presence of arrest data.
ALL OTHER OFFENSES:	Under the Part II Offense section, 'All Other Offenses' include Peeping Tom, Trespass, Kidnap/Abduction, Pornography, Extortion/Blackmail, Bribery, Warrants, Sexual Offenses, Obstruction, Public Peace, and Hit & Run.
NON-UCR OFFENSES:	Non-UCR Offenses include reports for all other offenses not classified as a Part I or Part II Offense. Results displayed separate some of these offenses such as Ambulance Calls, Deaths, Missing Persons, Suicides, Suspicious Activity, and Traffic Accidents.
ALL OTHER NON-UCR:	Under the Non-UCR category, 'All Other' include the remainder of offenses not classified as Part I or Part II and not separated from the Non-UCR Offenses. These include things such as Loud Parties, Barking Dogs, Mentally Ill Subjects, Citizen Assistance, etc.
LOW NUMBER OFFENSES:	On page two, in the interest of space and allowing for easier viewing, the category titled 'Low Number Offenses' include Part I and Part II Offenses from page one that have totals under the amount of 20.

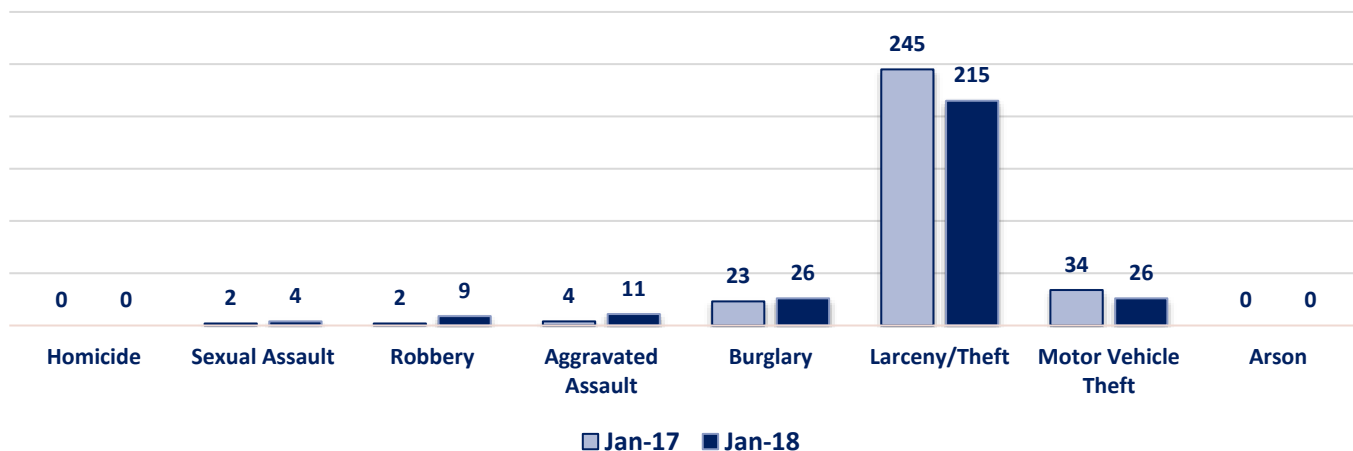
Offenses

PART I OFFENSES	OFFENSE	JAN 17	JAN 18	OFFENSE	JAN 17	JAN 18	PART II OFFENSES
	Homicide	0	0	Other Assaults	38	36	
	Sexual Assault	2	4	Forgery/Counterfeit	8	6	
	Robbery	2	9	Fraud	42	27	
	Aggravated Assault	4	11	Embezzlement	0	0	
	Burglary	23	26	Stolen Property	13	8	
	Larceny/Theft	245	215	Vandalism	53	32	
	Motor Vehicle Theft	34	26	Weapons	10	6	
	Arson	0	0	Prostitution	9	26	
NON-UCR OFFENSES	PART I TOTALS	310	291	Sex Offenses	2	0	
	Ambulance Calls	19	27	Drug Abuse	121	122	
	Deaths	5	3	Gambling	0	0	
	Missing Persons	3	1	Family Offenses	36	21	
	Suicides	0	3	DUI	14	8	
	Suspicious Activity	9	19	Liquor Laws	6	4	
	Traffic Accidents	75	49	Drunkenness	17	15	
	All Other	220	233	Disorderly Conduct	4	10	
	NON-UCR TOTALS	331	335	All Other Offenses	207	230	
TOTALS	PART I OFFENSES	310	291	Curfew/Loitering	0	1	
	PART II OFFENSES	582	557	Runaway	2	5	
	NON-UCR OFFENSES	331	335	PART II TOTALS	582	557	
TOTAL		1223	1183				

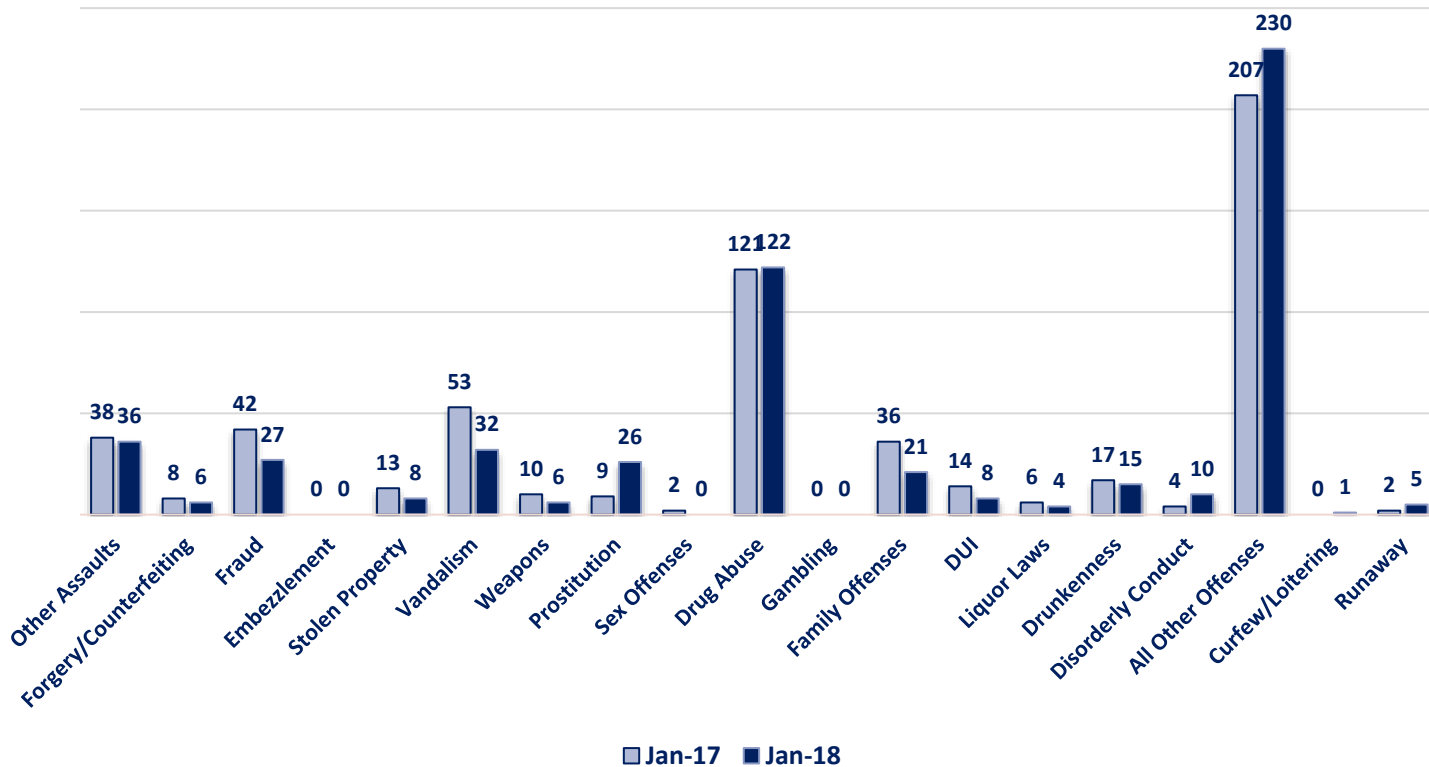
JANUARY 2018 - Part I & II Offense Percentages



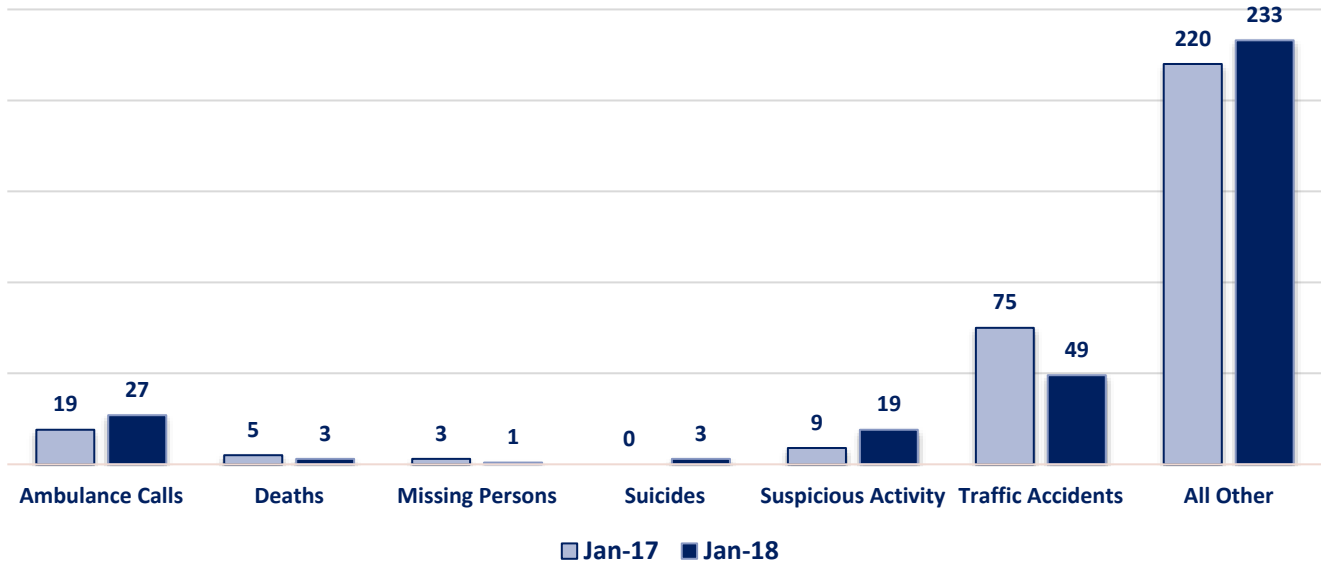
Part I Offenses



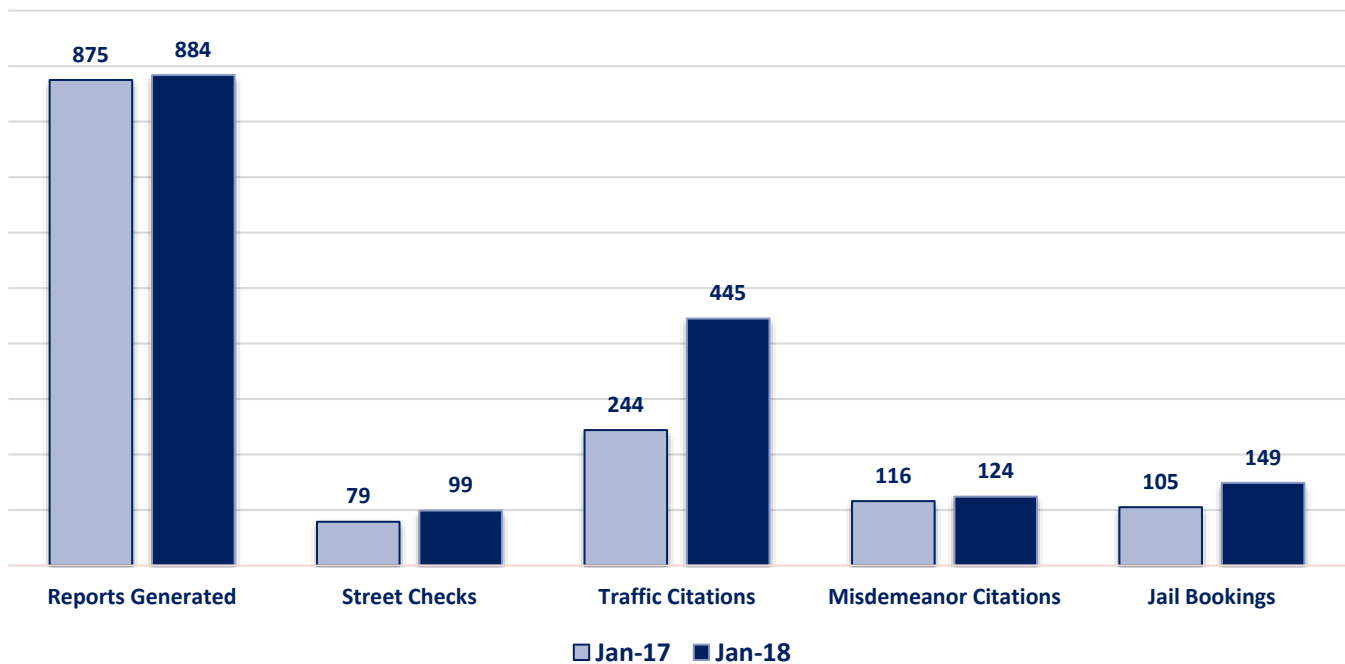
Part II Offenses



Non-UCR Offenses

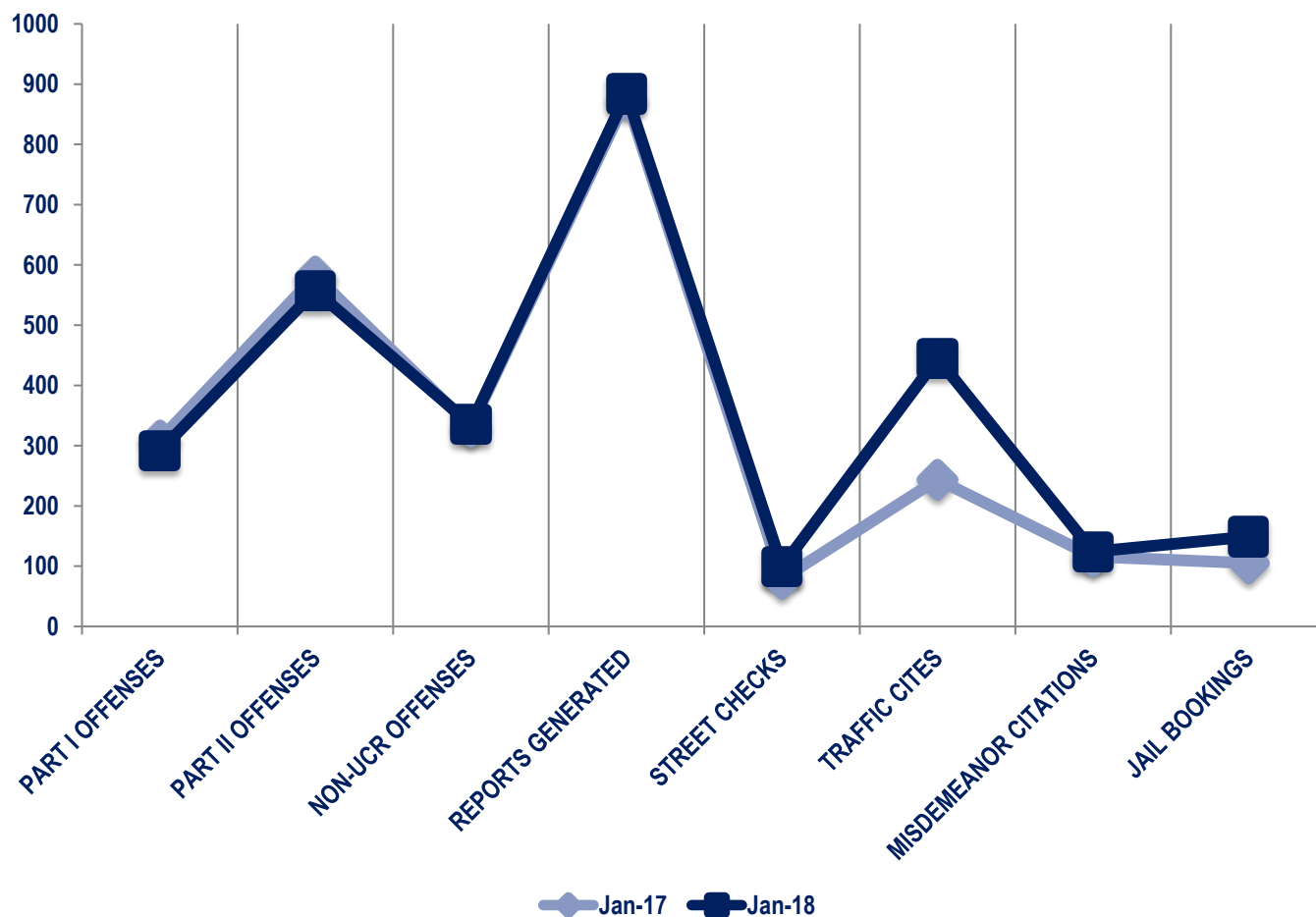


Other Event Totals



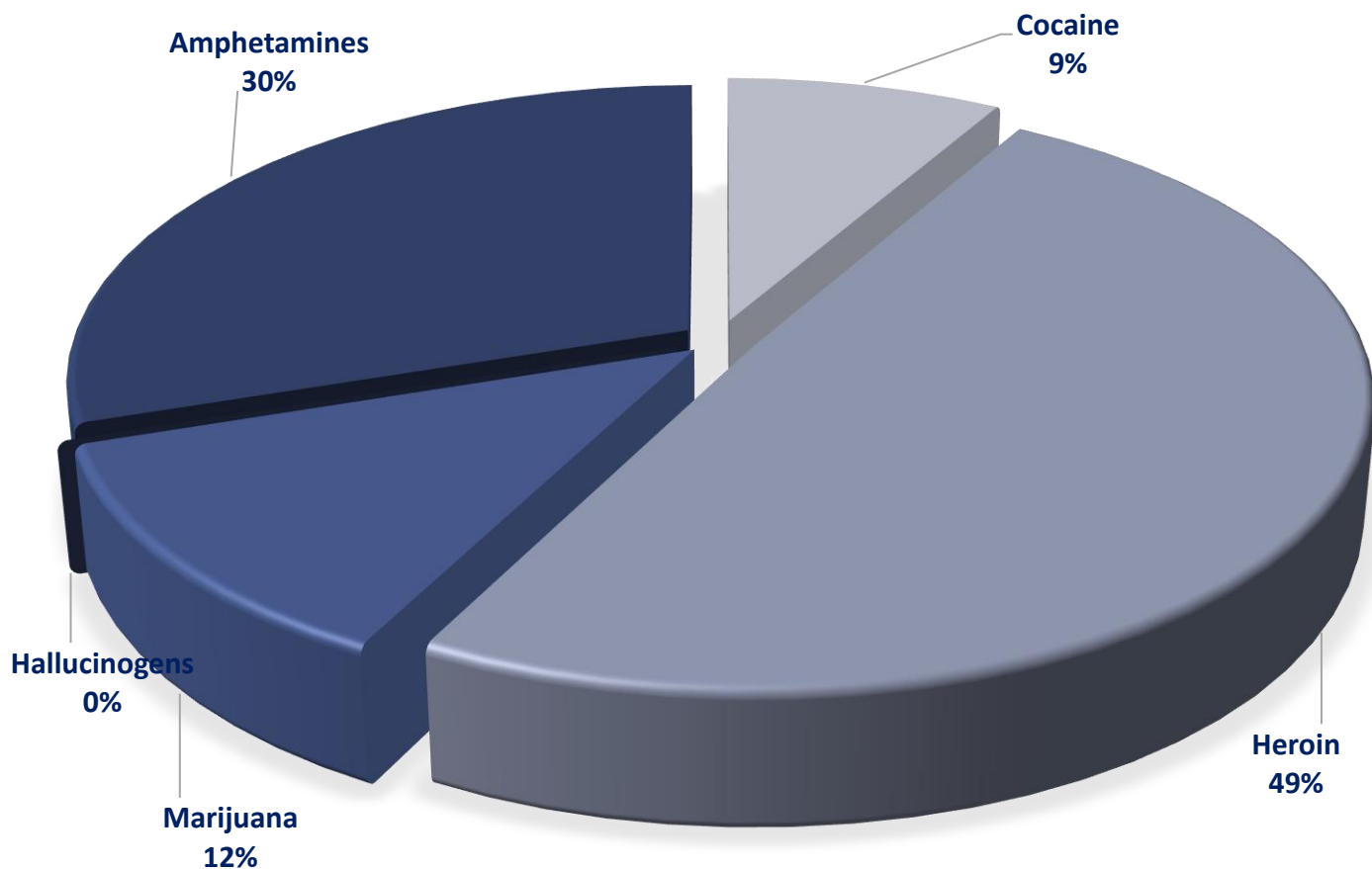
Combined Offense/Event Trends

	JAN 17	JAN 18
Part I Offenses	310	291
Part II Offenses	582	557
NonUCR Offenses	331	335
Reports Generated	875	884
Street Checks	79	99
Traffic Citations	244	445
Misdemeanor Citations	116	124
Jail Bookings	105	149

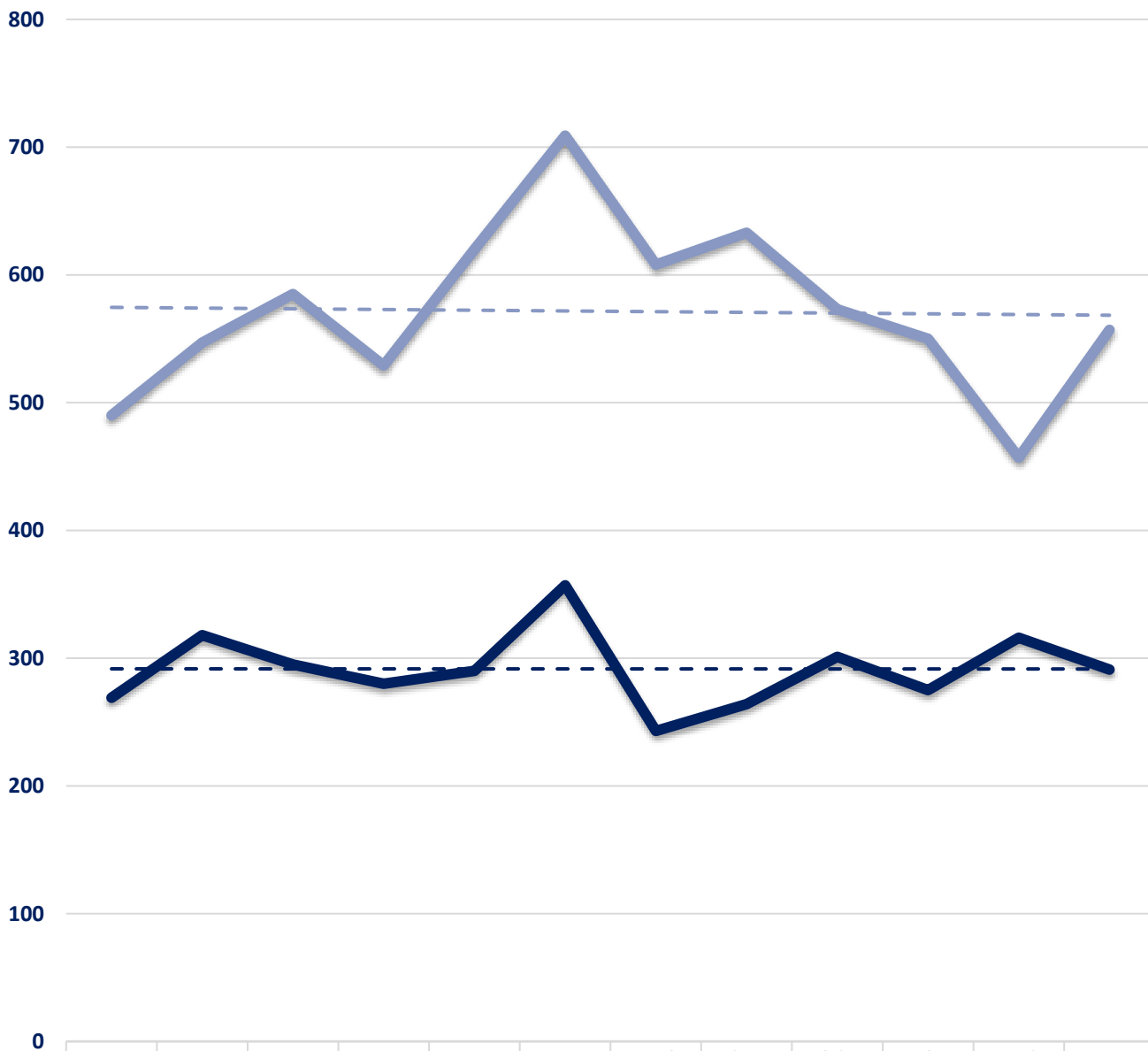


Seized Drugs

TYPE	DOSES	STREET VALUE
Cocaine	122.0	\$ 1,220.00
Heroin	718.4	\$ 7,183.95
Marijuana	179.2	\$ 1,075.48
Hallucinogens	0.0	\$ -
Amphetamines	438.5	\$ 4,385.00
TOTAL	1458.1	\$ 13,864.43



Part I & II Offenses - One Year



	FEB 2017	MAR 2017	APR 2017	MAY 2017	JUN 2017	JUL 2017	AUG 2017	SEP 2017	OCT 2017	NOV 2017	DEC 2017	JAN 2018
PART I	269	318	295	280	290	357	243	264	301	275	316	291
PART II	490	547	585	529	620	709	608	633	573	550	457	557

— PART I
 — PART II
 - - - Part I Linear Forecast
 - - - Part II Linear Forecast