



CITY COUNCIL DISTRICT #2

MONTHLY OFFENSE SUMMARY

FEBRUARY 2018

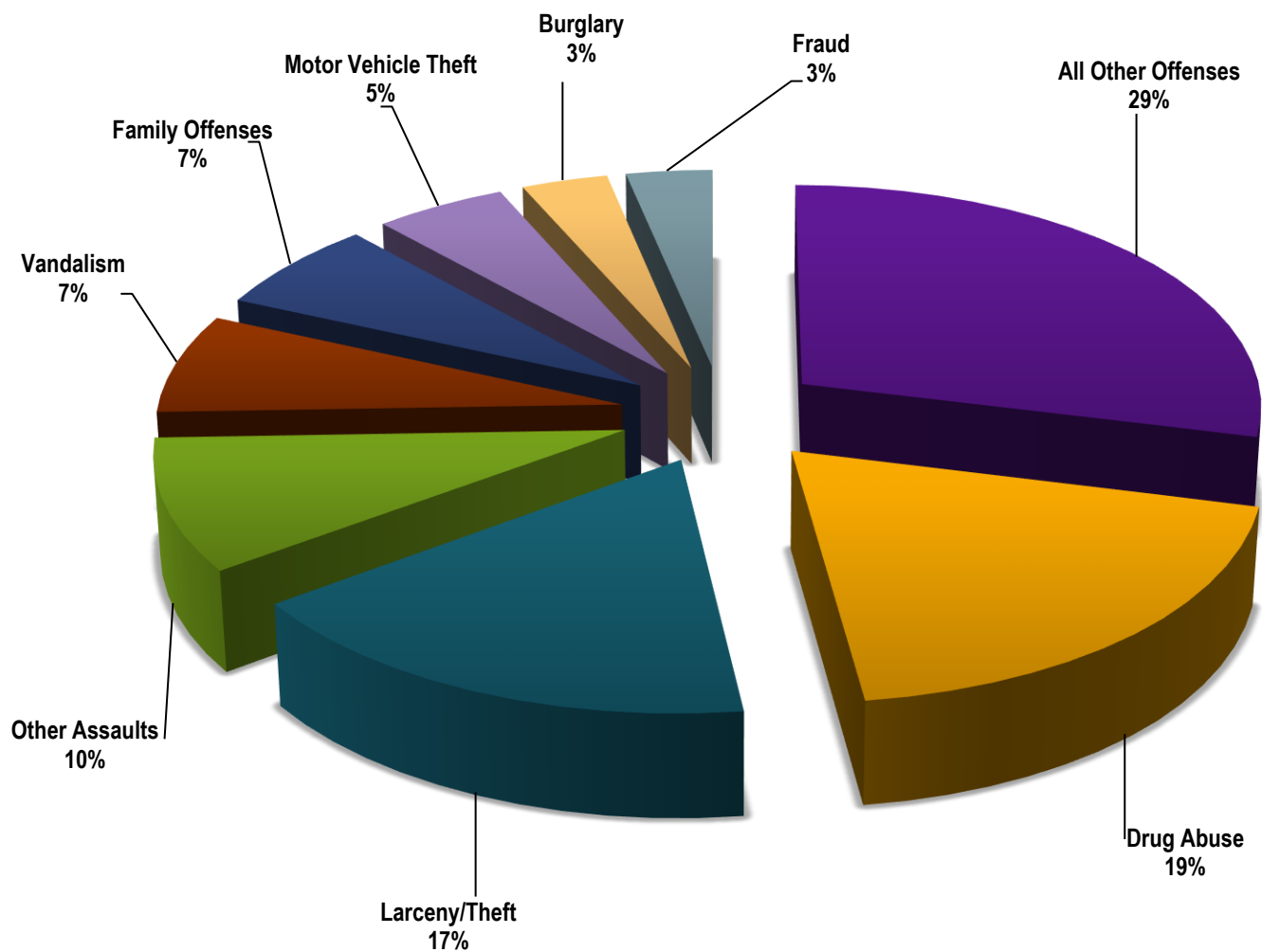
These figures represent preliminary counts of original Police Incident Reports and include all offenses within the above listed City Council District only. Full statistical analysis to determine the confidence level of this data has not been performed. The results contained herein are approximate in relation to the listed area and may not fully coincide with data shown in other areas of SLCPD's Crime Statistics page such as Calls for Service, Crimes Trending, and Crime Reports due to and reflective of departmental procedures that were in place at the time the event occurred and the date this data was compiled. Results displayed are not distinguished as attempted or completed crimes, do not include other calls for police service, and only represent police service where a report was made. Police Incident Reports are classified by primary offense categories as defined by the Uniform Crime Reporting (UCR) system. However, data is not subjected to any other standards set forth under UCR. Although every reasonable verification effort is made, the accuracy of any data is subject to the constraints of the report generation process as well as the manner, format, and point in time of any query.

PART I OFFENSES:	Chosen by the FBI as Part I Offenses because they are serious crimes that occur with regularity in all areas of the country and are likely to be reported to Police.
PART II OFFENSES:	All other crimes other than the eight Part I Offenses. The Uniform Crime Reporting Program gathers only arrest data for Part II Offenses, however, SLCPD results displayed in this document display all Part II Offenses, regardless of the presence of arrest data.
ALL OTHER OFFENSES:	Under the Part II Offense section, 'All Other Offenses' include Peeping Tom, Trespass, Kidnap/Abduction, Pornography, Extortion/Blackmail, Bribery, Warrants, Sexual Offenses, Obstruction, Public Peace, and Hit & Run.
NON-UCR OFFENSES:	Non-UCR Offenses include reports for all other offenses not classified as a Part I or Part II Offense. Results displayed separate some of these offenses such as Ambulance Calls, Deaths, Missing Persons, Suicides, Suspicious Activity, and Traffic Accidents.
ALL OTHER NON-UCR:	Under the Non-UCR category, 'All Other' include the remainder of offenses not classified as Part I or Part II and not separated from the Non-UCR Offenses. These include things such as Loud Parties, Barking Dogs, Mentally Ill Subjects, Citizen Assistance, etc.
LOW NUMBER OFFENSES:	On page two, in the interest of space and allowing for easier viewing, the category titled 'Low Number Offenses' include Part I and Part II Offenses from page one that have totals under the amount of 10.

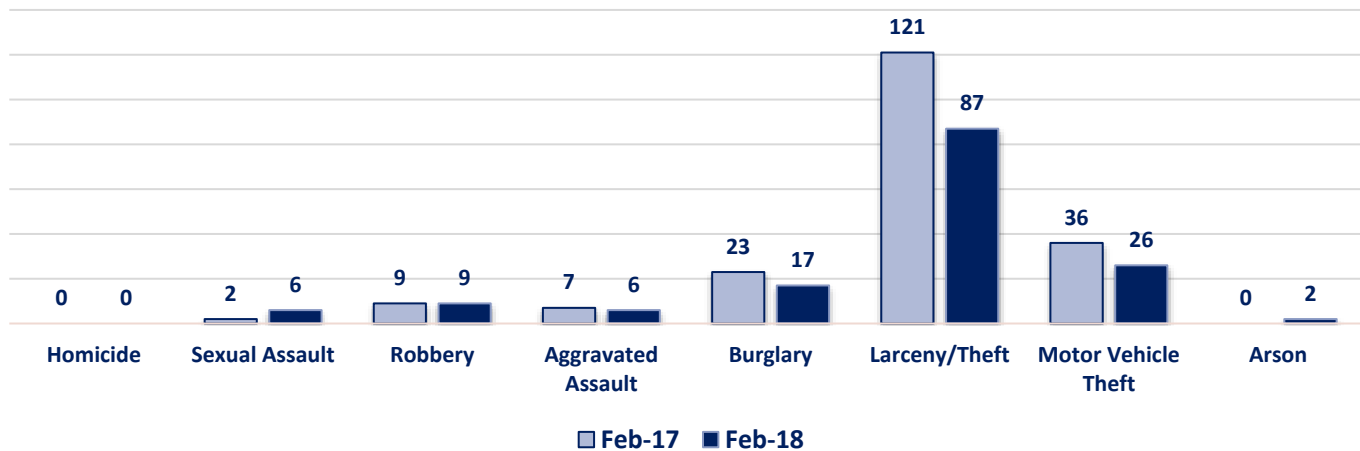
Offenses

PART I OFFENSES	OFFENSE	FEB 17	FEB 18	OFFENSE	FEB 17	FEB 18
	Homicide	0	0	Other Assaults	46	49
	Sexual Assault	2	6	Forgery/Counterfeit	10	7
	Robbery	9	9	Fraud	26	17
	Aggravated Assault	7	6	Embezzlement	0	0
	Burglary	23	17	Stolen Property	4	5
	Larceny/Theft	121	87	Vandalism	53	37
	Motor Vehicle Theft	36	26	Weapons	9	5
	Arson	0	2	Prostitution	2	6
PART I TOTALS		198	153	Sex Offenses	2	4
NON-UCR OFFENSES	Ambulance Calls	17	13	Drug Abuse	63	98
	Deaths	4	1	Gambling	1	0
	Missing Persons	10	7	Family Offenses	43	34
	Suicides	0	0	DUI	13	7
	Suspicious Activity	21	16	Liquor Laws	2	0
	Traffic Accidents	65	76	Drunkenness	12	4
	All Other	210	190	Disorderly Conduct	7	4
	NON-UCR TOTALS	327	303	All Other Offenses	163	148
TOTALS	PART I OFFENSES	198	153	Curfew/Loitering	0	0
	PART II OFFENSES	464	435	Runaway	8	10
	NON-UCR OFFENSES	327	303	PART II TOTALS	464	435
	TOTAL	989	891			

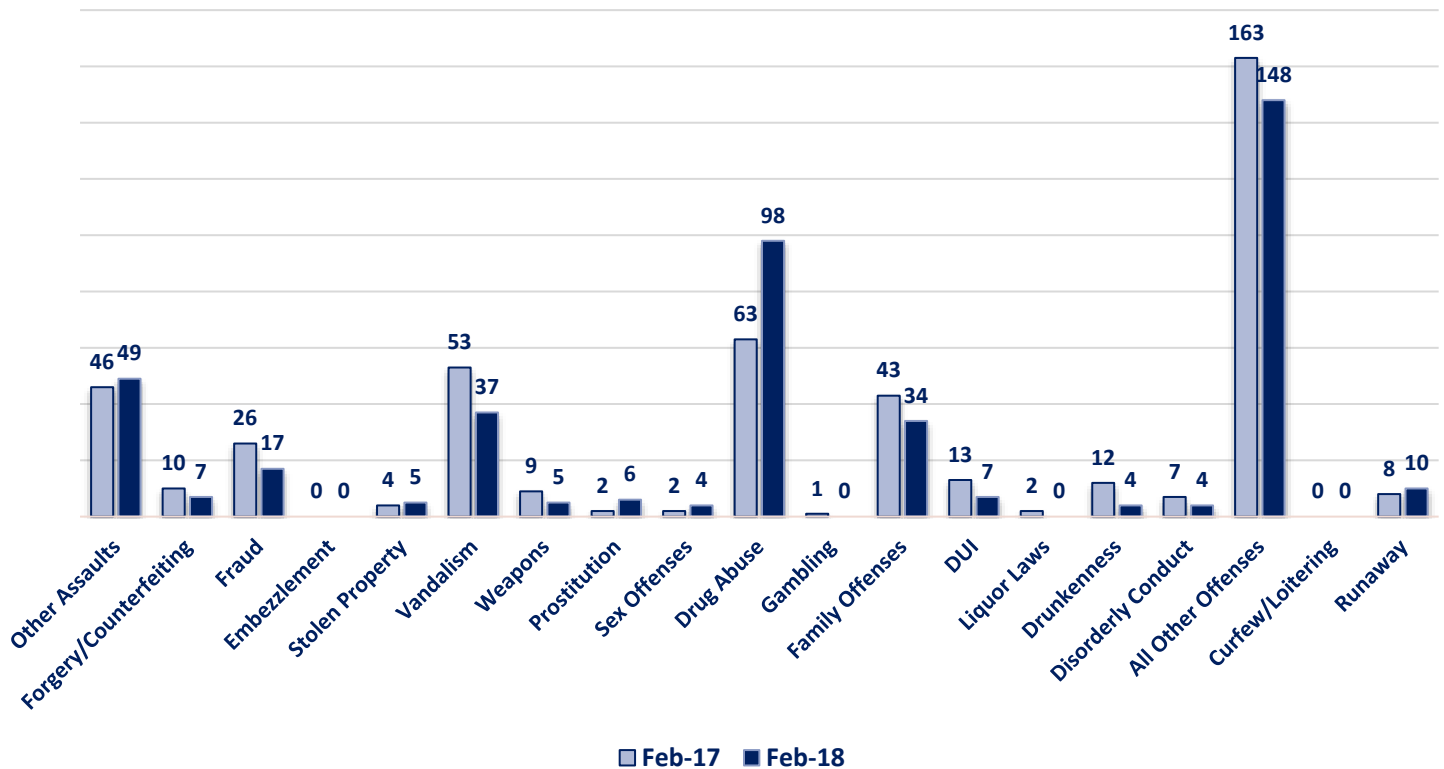
FEBRUARY 2018 - Part I & II Offense Percentages



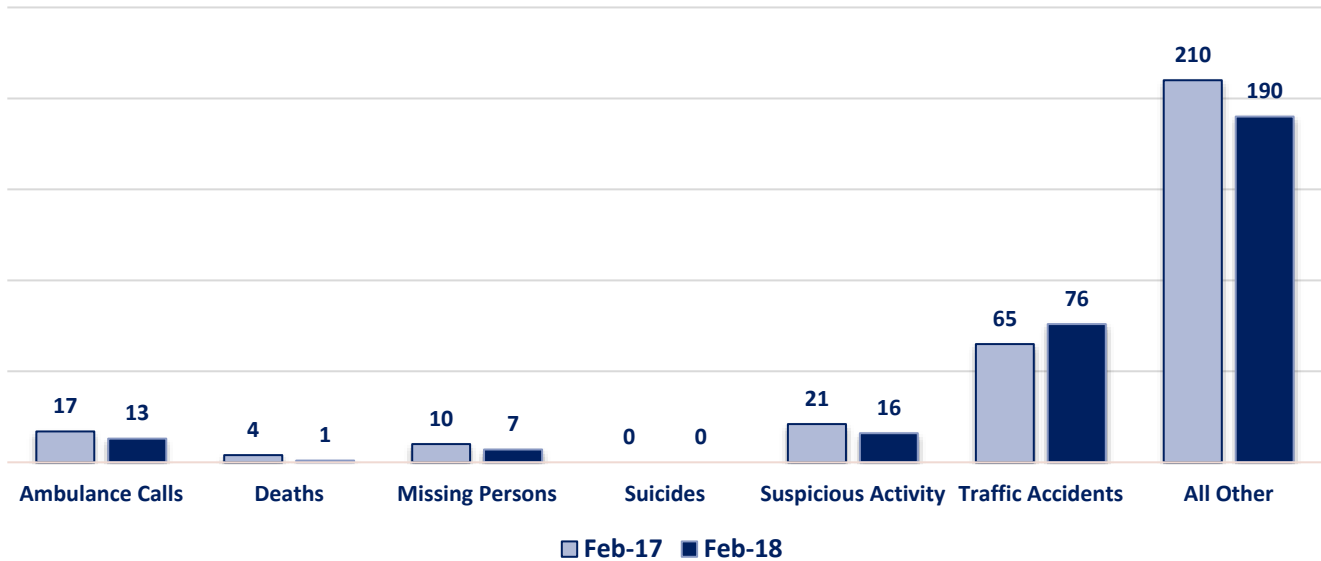
Part I Offenses



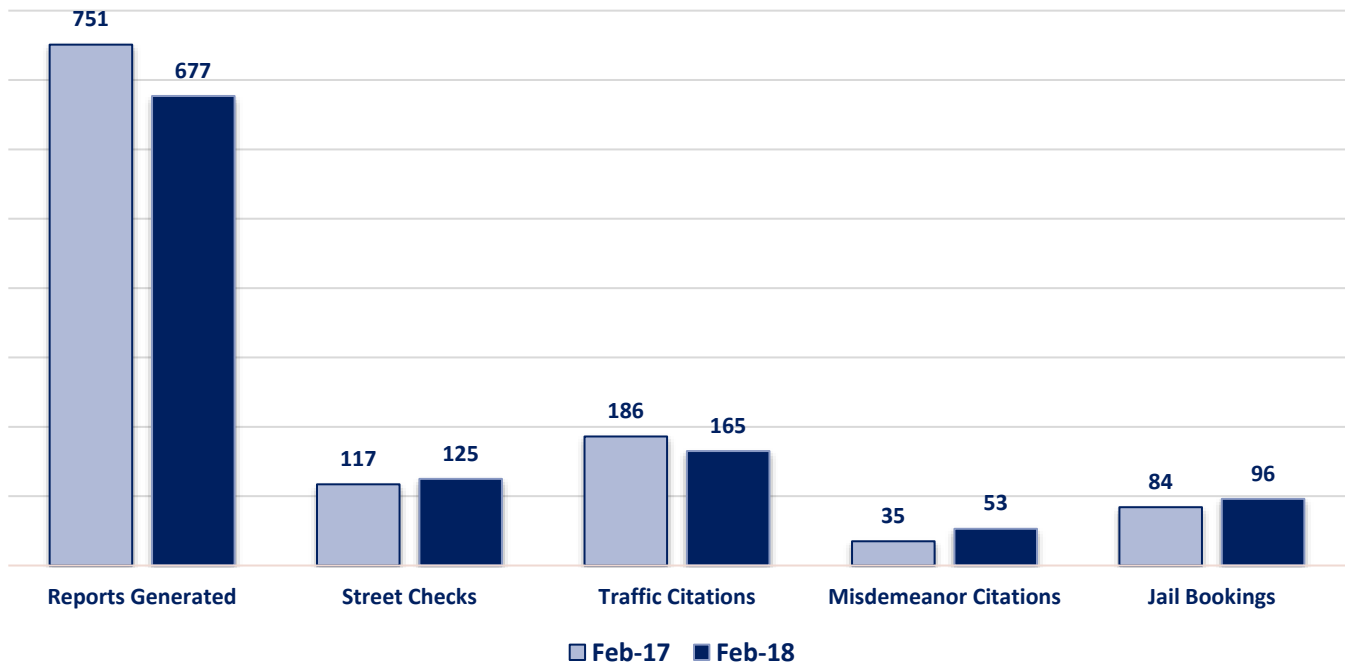
Part II Offenses



Non-UCR Offenses

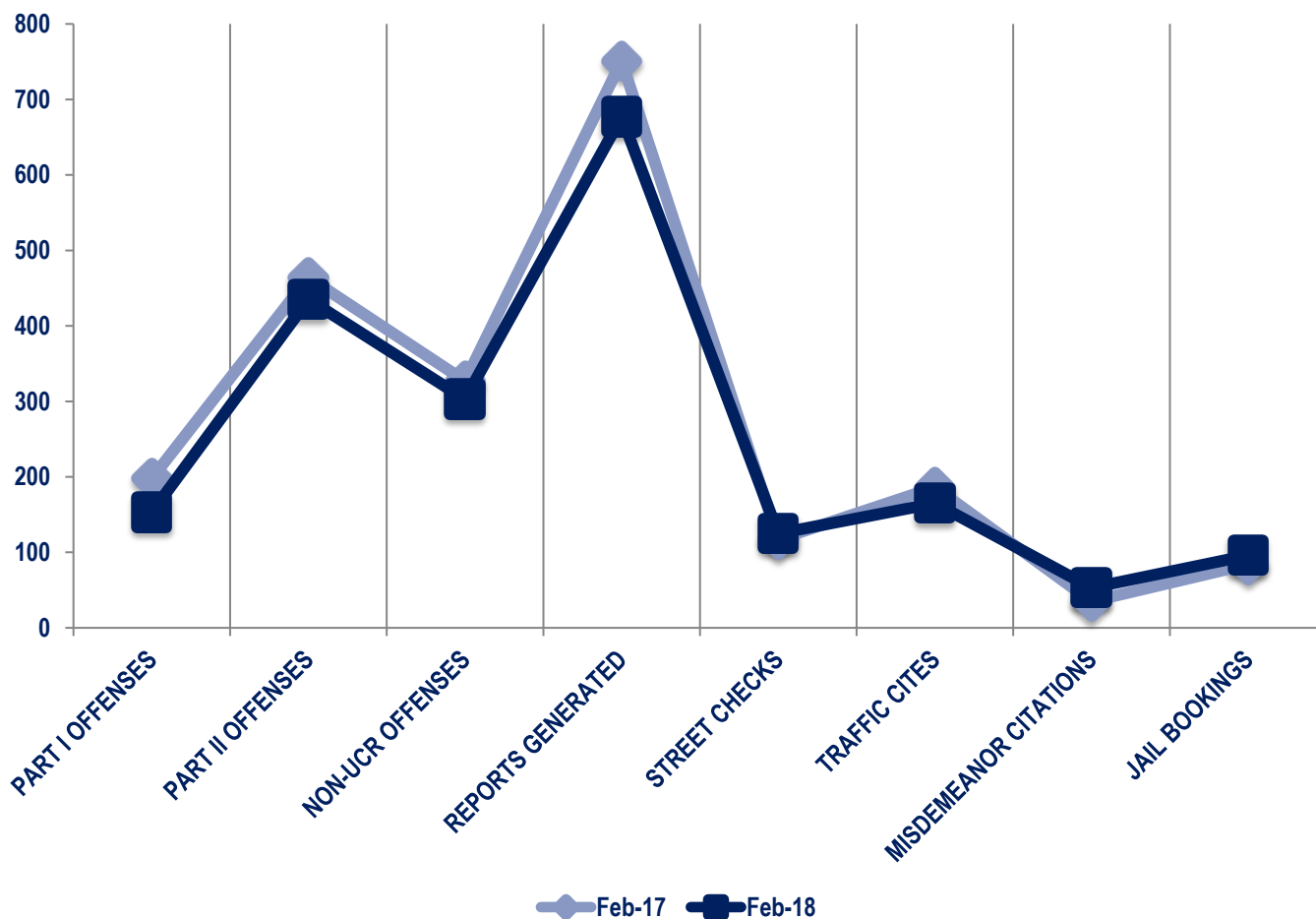


Other Event Totals



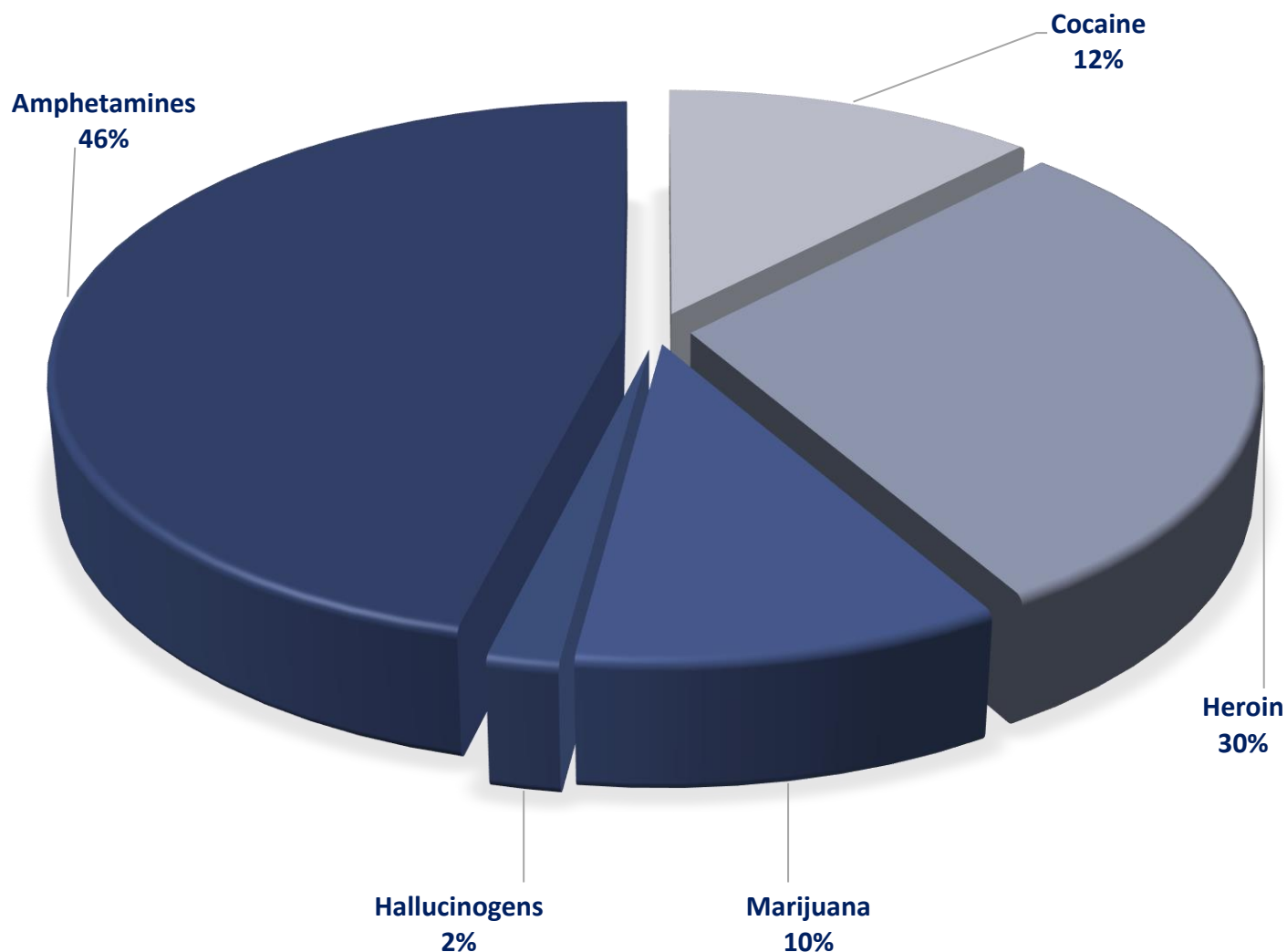
Combined Offense/Event Trends

	FEB 17	FEB 18
Part I Offenses	198	153
Part II Offenses	464	435
NonUCR Offenses	327	303
Reports Generated	751	677
Street Checks	117	125
Traffic Citations	186	165
Misdemeanor Citations	35	53
Jail Bookings	84	96

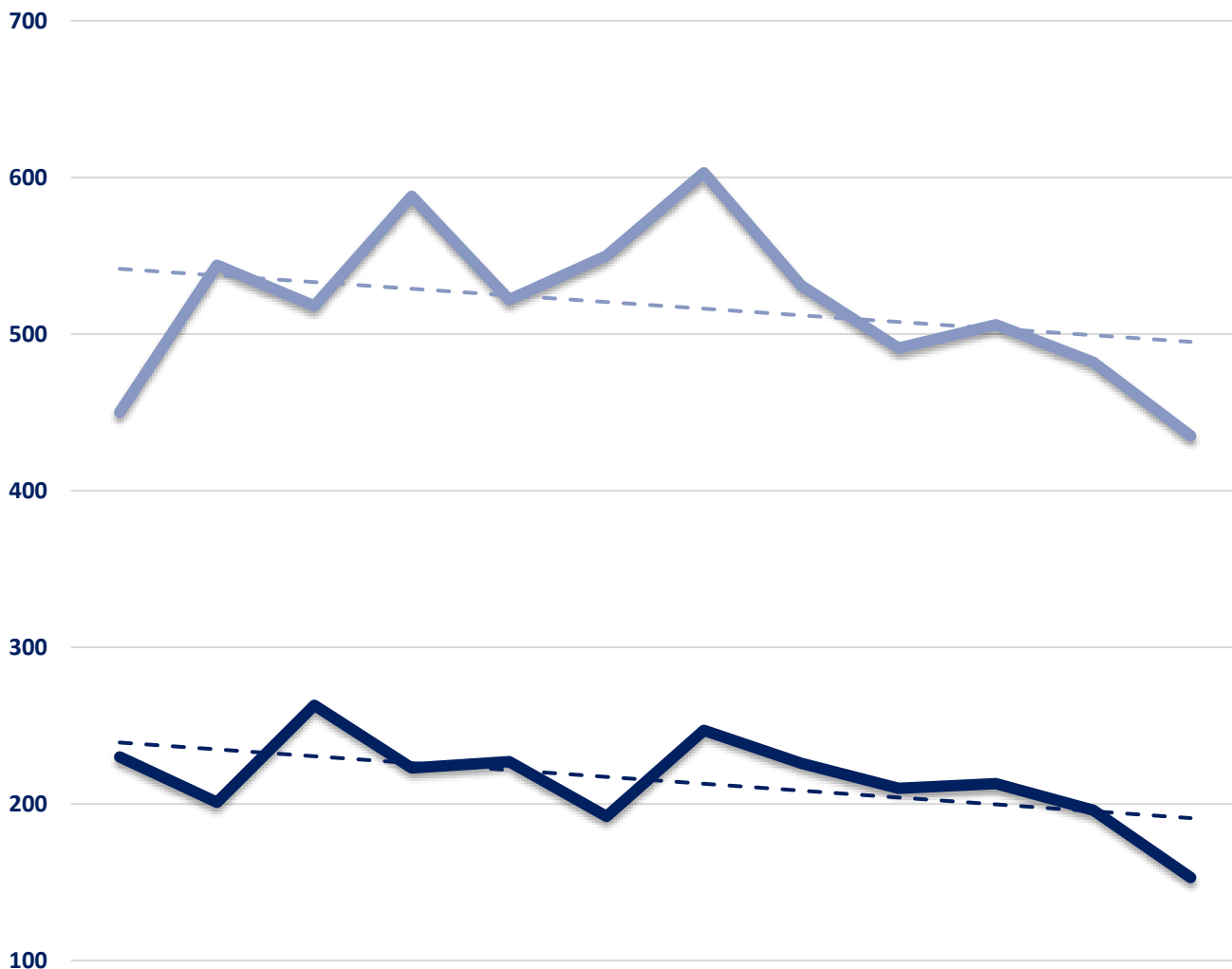


Seized Drugs

TYPE	DOSES	STREET VALUE
Cocaine	238.0	\$ 2,380.00
Heroin	573.0	\$ 5,730.00
Marijuana	202.9	\$ 1,217.52
Hallucinogens	34.3	\$ 68.60
Amphetamines	897.7	\$ 8,976.99
TOTAL	1945.9	\$ 18,373.11



Part I & II Offenses - One Year



	MAR 2017	APR 2017	MAY 2017	JUN 2017	JUL 2017	AUG 2017	SEP 2017	OCT 2017	NOV 2017	DEC 2017	JAN 2018	FEB 2018
PART I	230	201	263	223	227	192	247	226	210	213	196	153
PART II	450	544	518	588	522	550	603	531	491	506	482	435

— PART I
 — PART II
 - - - Part I Linear Forecast
 - - - Part II Linear Forecast