



CITY COUNCIL DISTRICT #3

MONTHLY OFFENSE SUMMARY

FEBRUARY 2018

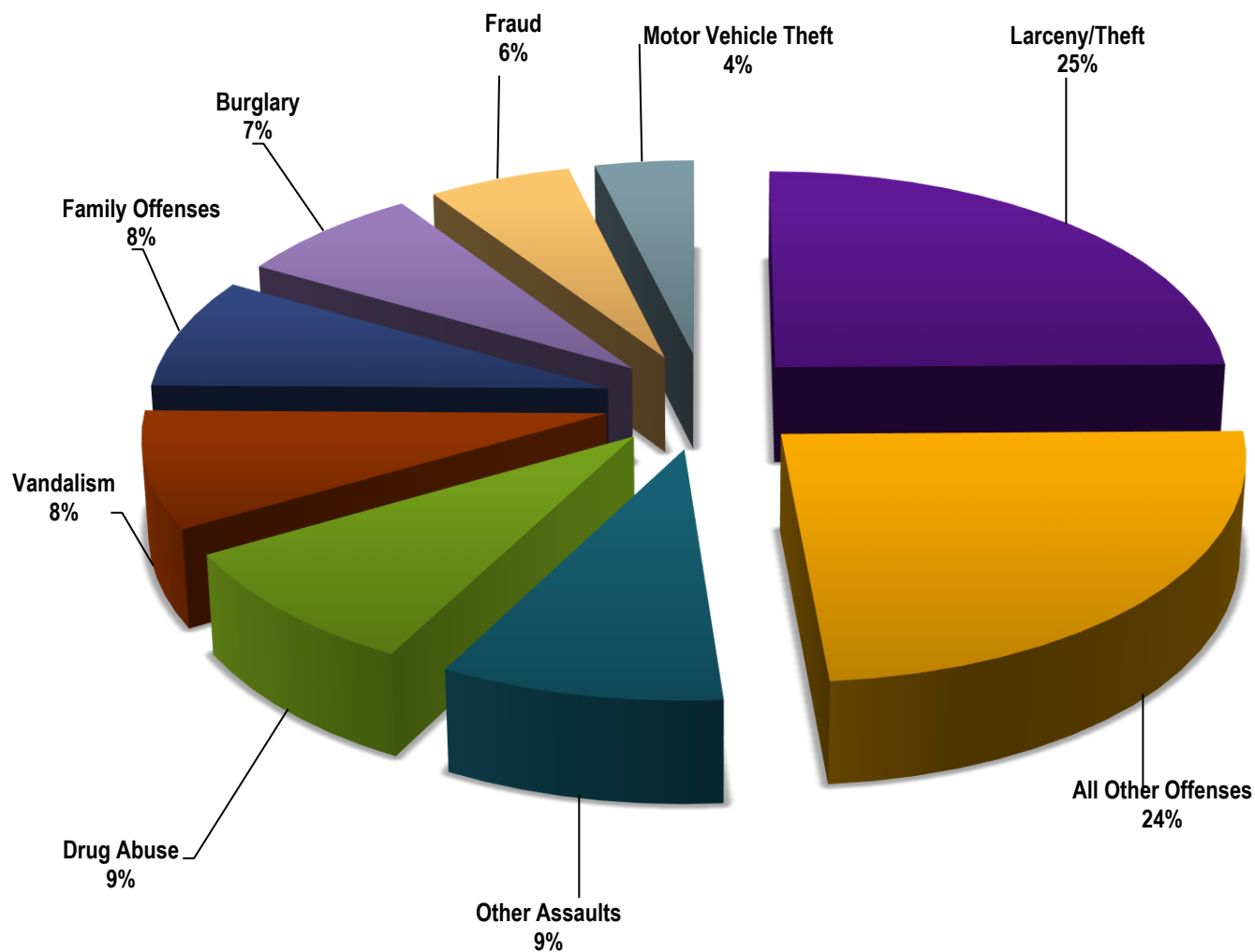
These figures represent preliminary counts of original Police Incident Reports and include all offenses within the above listed City Council District only. Full statistical analysis to determine the confidence level of this data has not been performed. The results contained herein are approximate in relation to the listed area and may not fully coincide with data shown in other areas of SLCPD's Crime Statistics page such as Calls for Service, Crimes Trending, and Crime Reports due to and reflective of departmental procedures that were in place at the time the event occurred and the date this data was compiled. Results displayed are not distinguished as attempted or completed crimes, do not include other calls for police service, and only represent police service where a report was made. Police Incident Reports are classified by primary offense categories as defined by the Uniform Crime Reporting (UCR) system. However, data is not subjected to any other standards set forth under UCR. Although every reasonable verification effort is made, the accuracy of any data is subject to the constraints of the report generation process as well as the manner, format, and point in time of any query.

PART I OFFENSES:	Chosen by the FBI as Part I Offenses because they are serious crimes that occur with regularity in all areas of the country and are likely to be reported to Police.
PART II OFFENSES:	All other crimes other than the eight Part I Offenses. The Uniform Crime Reporting Program gathers only arrest data for Part II Offenses, however, SLCPD results displayed in this document display all Part II Offenses, regardless of the presence of arrest data.
ALL OTHER OFFENSES:	Under the Part II Offense section, 'All Other Offenses' include Peeping Tom, Trespass, Kidnap/Abduction, Pornography, Extortion/Blackmail, Bribery, Warrants, Sexual Offenses, Obstruction, Public Peace, and Hit & Run.
NON-UCR OFFENSES:	Non-UCR Offenses include reports for all other offenses not classified as a Part I or Part II Offense. Results displayed separate some of these offenses such as Ambulance Calls, Deaths, Missing Persons, Suicides, Suspicious Activity, and Traffic Accidents.
ALL OTHER NON-UCR:	Under the Non-UCR category, 'All Other' include the remainder of offenses not classified as Part I or Part II and not separated from the Non-UCR Offenses. These include things such as Loud Parties, Barking Dogs, Mentally Ill Subjects, Citizen Assistance, etc.
LOW NUMBER OFFENSES:	On page two, in the interest of space and allowing for easier viewing, the category titled 'Low Number Offenses' include Part I and Part II Offenses from page one that have totals under the amount of 5.

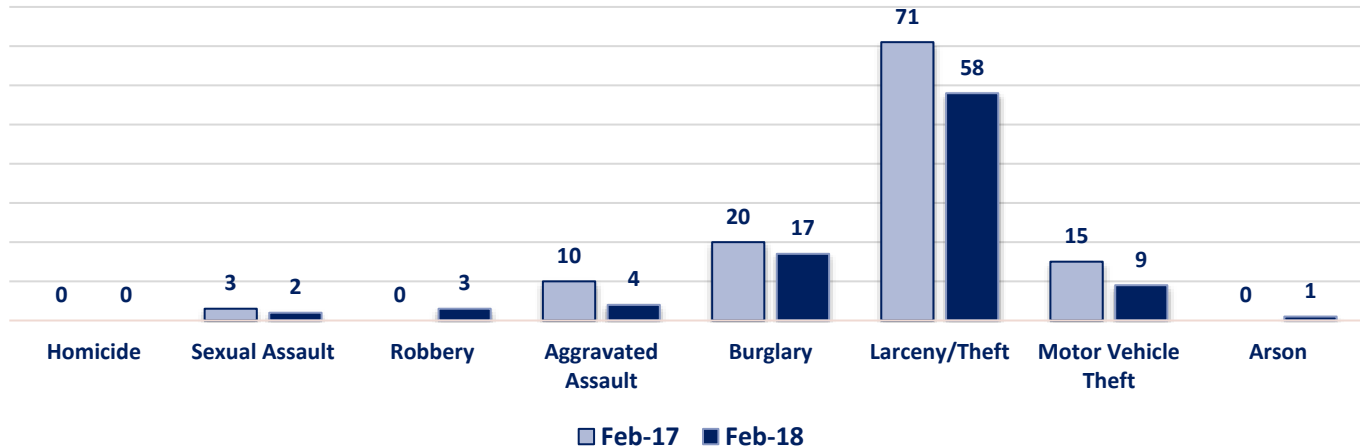
Offenses

PART I OFFENSES	OFFENSE	FEB 17	FEB 18	OFFENSE	FEB 17	FEB 18	PART II OFFENSES
	Homicide	0	0	Other Assaults	21	21	
	Sexual Assault	3	2	Forgery/Counterfeit	2	4	
	Robbery	0	3	Fraud	15	13	
	Aggravated Assault	10	4	Embezzlement	0	0	
	Burglary	20	17	Stolen Property	2	1	
	Larceny/Theft	71	58	Vandalism	28	20	
	Motor Vehicle Theft	15	9	Weapons	0	2	
	Arson	0	1	Prostitution	1	2	
NON-UCR OFFENSES	PART I TOTALS	119	94	Sex Offenses	2	2	PART II OFFENSES
	Ambulance Calls	6	13	Drug Abuse	24	21	
	Deaths	4	3	Gambling	0	0	
	Missing Persons	3	2	Family Offenses	16	19	
	Suicides	0	1	DUI	9	4	
	Suspicious Activity	13	6	Liquor Laws	3	1	
	Traffic Accidents	29	33	Drunkenness	8	5	
	All Other	97	73	Disorderly Conduct	1	0	
	NON-UCR TOTALS	152	131	All Other Offenses	67	56	
TOTALS	PART I OFFENSES	119	94	Curfew/Loitering	0	0	PART II OFFENSES
	PART II OFFENSES	201	172	Runaway	2	1	
	NON-UCR OFFENSES	152	131	PART II TOTALS	201	172	
	TOTAL	472	397				

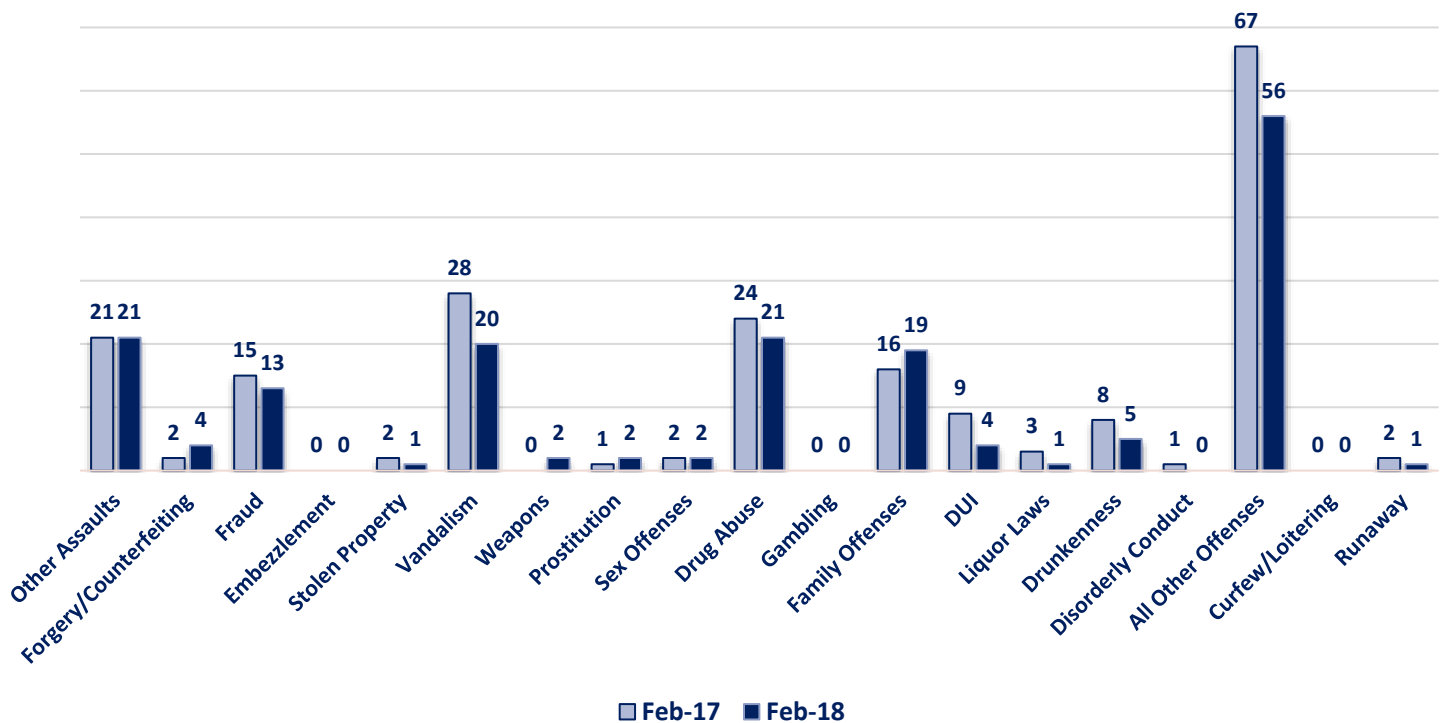
FEBRUARY 2018 - Part I & II Offense Percentages



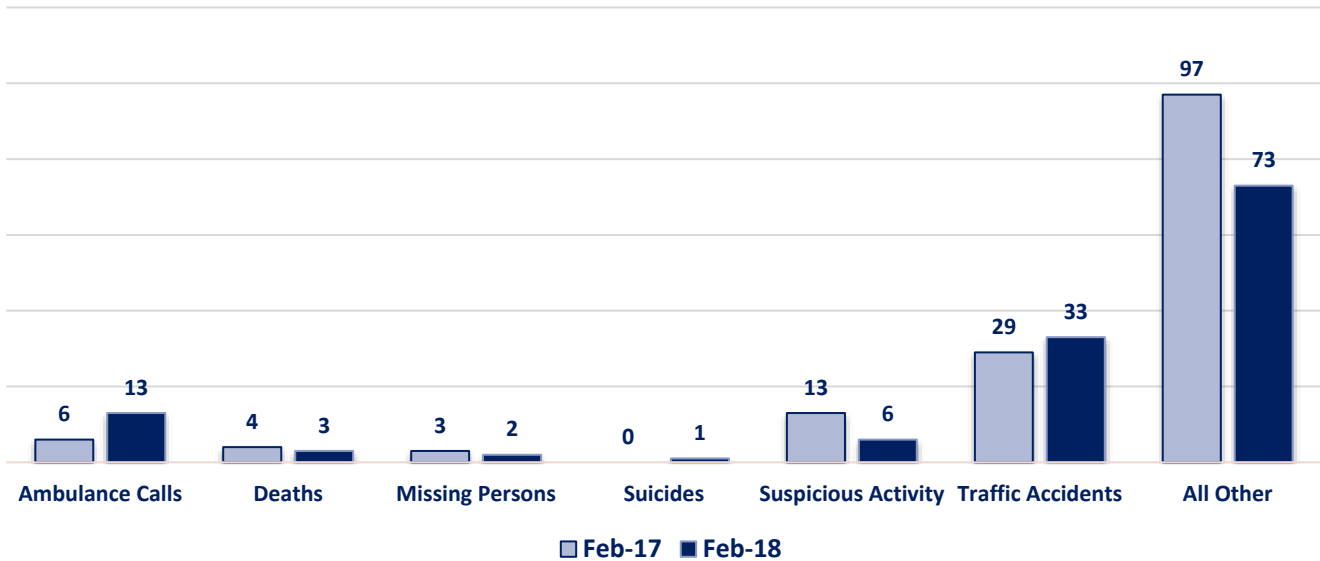
Part I Offenses



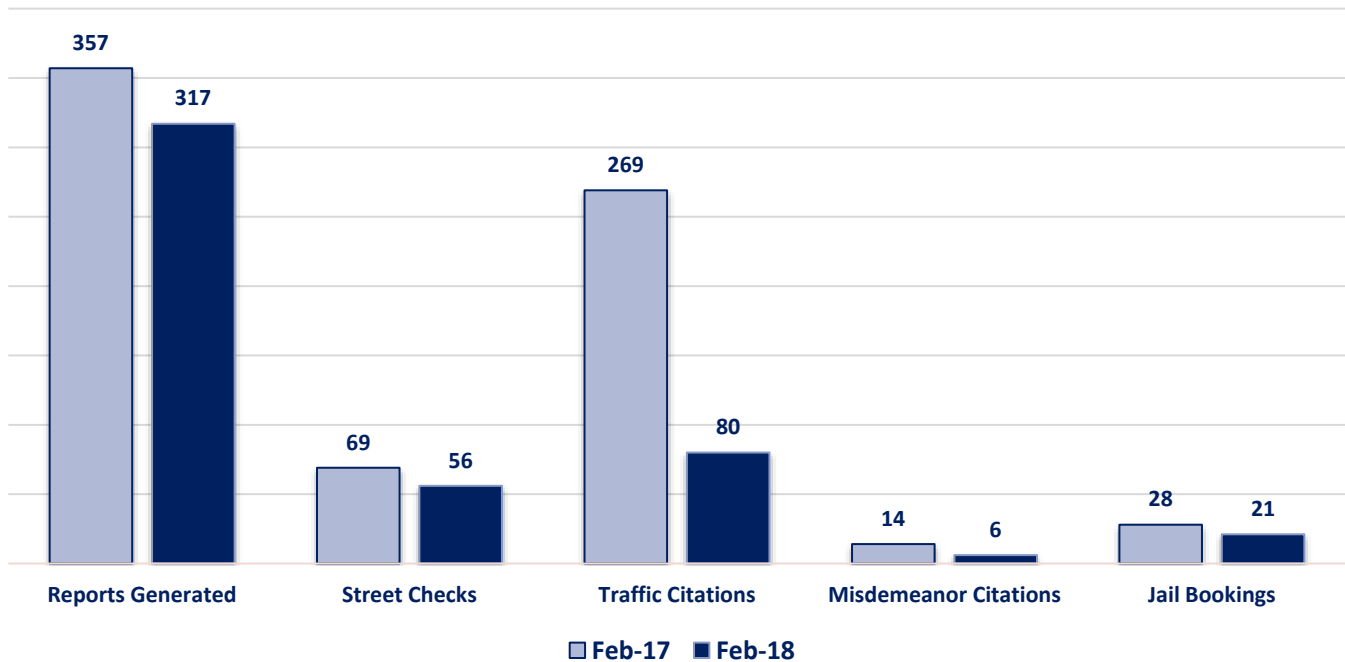
Part II Offenses



Non-UCR Offenses

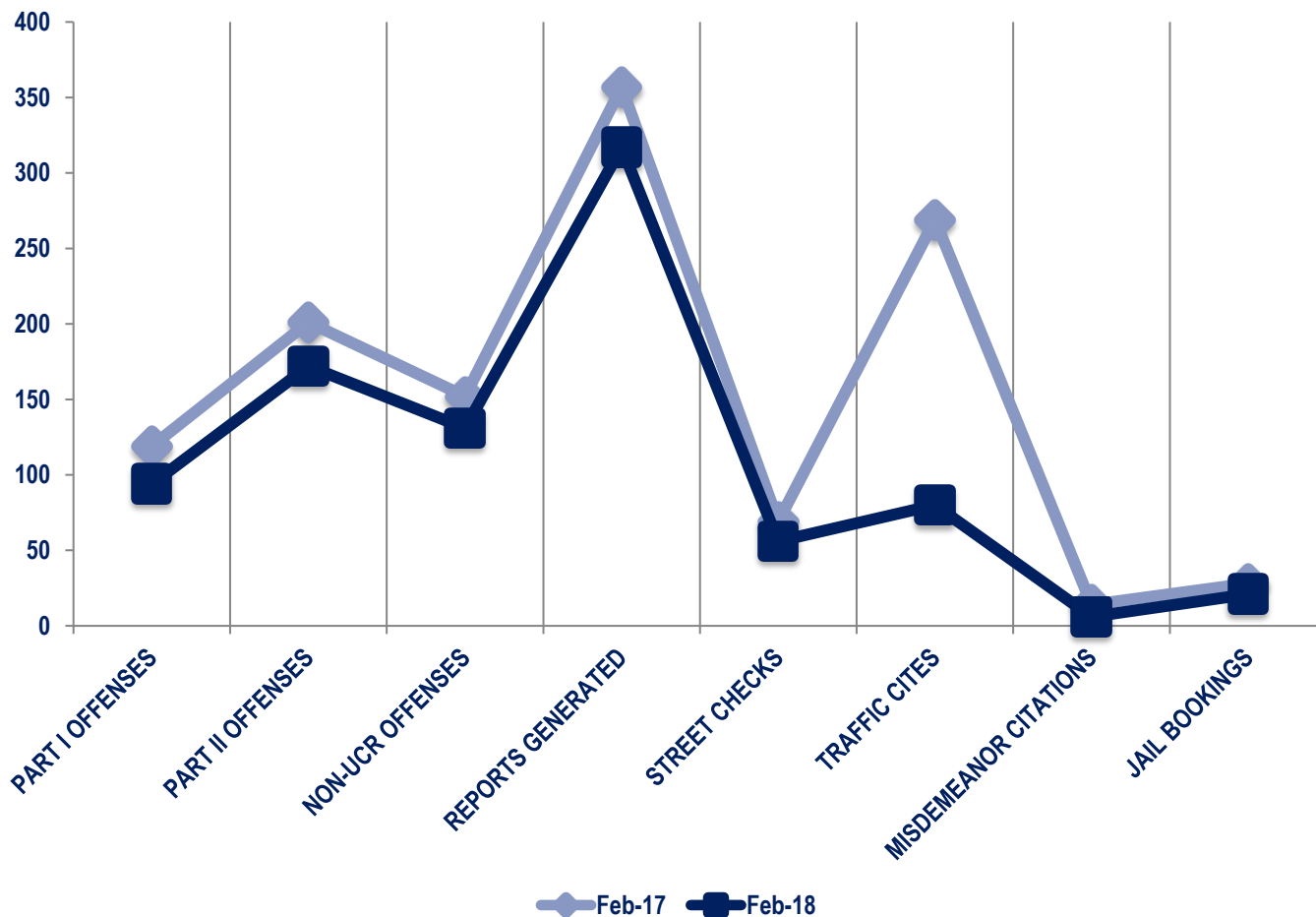


Other Event Totals



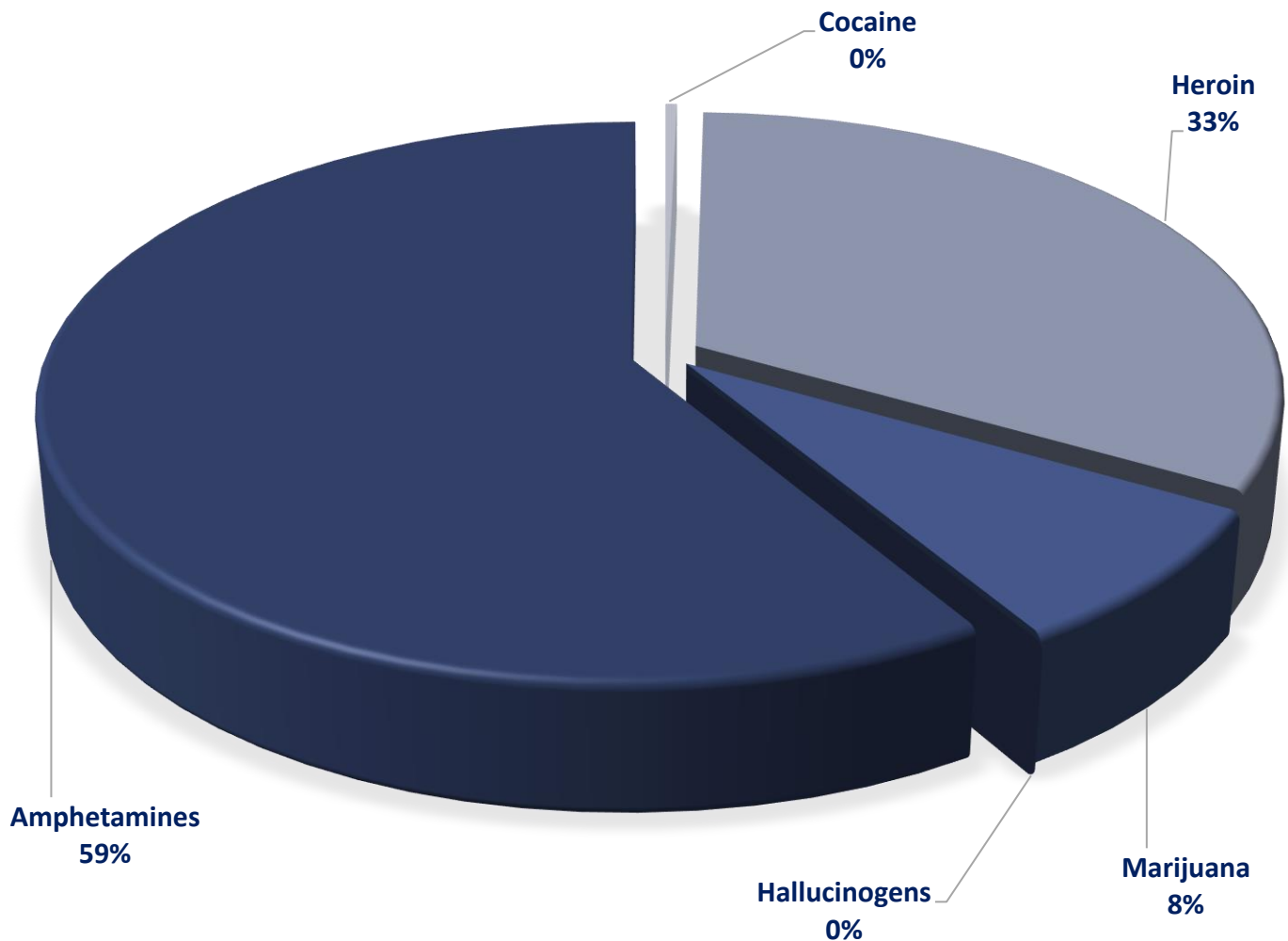
Combined Offense/Event Trends

	FEB 17	FEB 18
Part I Offenses	119	94
Part II Offenses	201	172
NonUCR Offenses	152	131
Reports Generated	357	317
Street Checks	69	56
Traffic Citations	269	80
Misdemeanor Citations	14	6
Jail Bookings	28	21

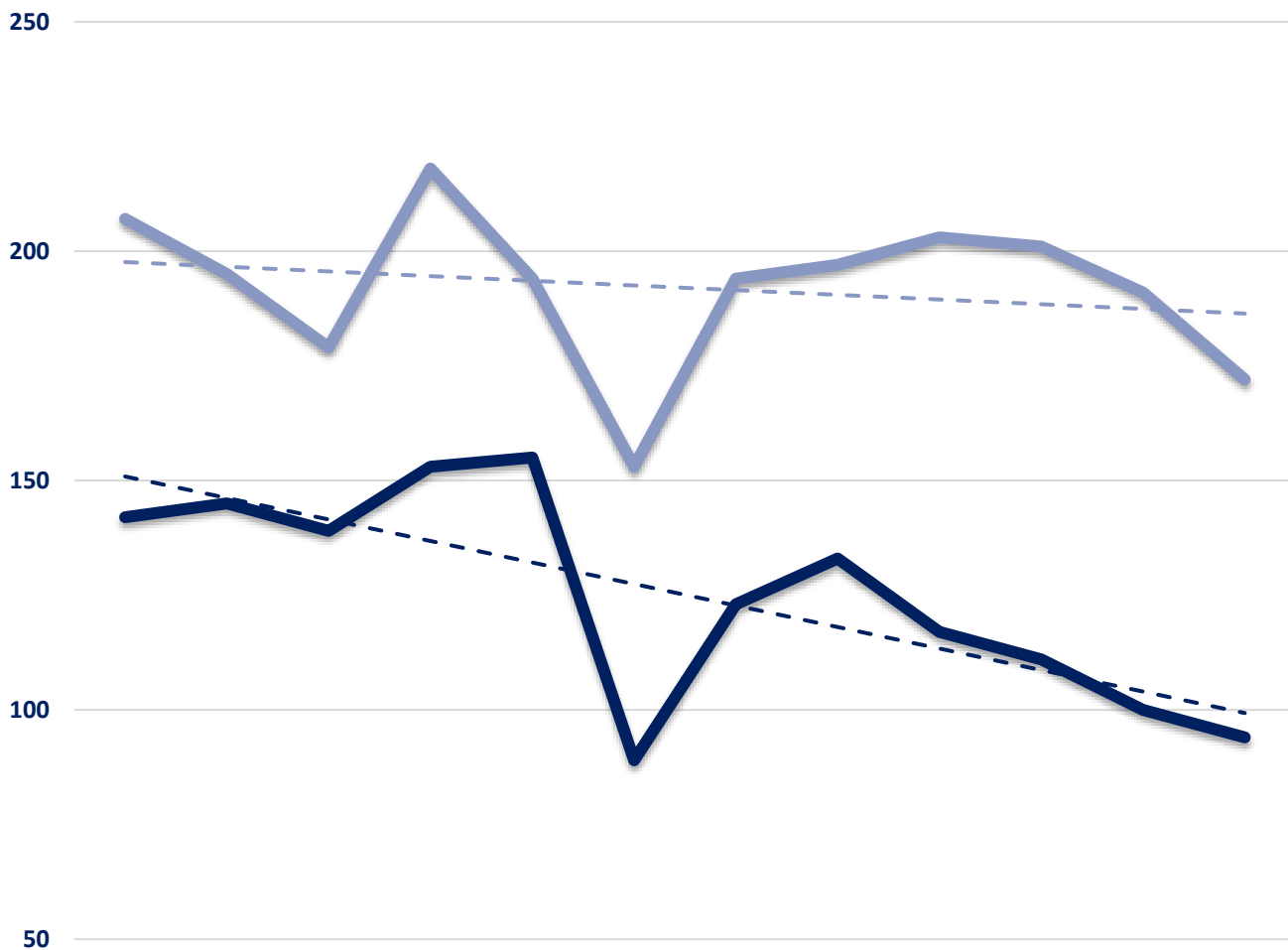


Seized Drugs

TYPE	DOSES	STREET VALUE
Cocaine	2.0	\$ 20.00
Heroin	180.5	\$ 1,805.00
Marijuana	44.2	\$ 265.02
Hallucinogens	0.0	\$ -
Amphetamines	322.0	\$ 3,220.00
TOTAL	548.7	\$ 5,310.02



Part I & II Offenses - One Year



	MAR 2017	APR 2017	MAY 2017	JUN 2017	JUL 2017	AUG 2017	SEP 2017	OCT 2017	NOV 2017	DEC 2017	JAN 2018	FEB 2018
PART I	142	145	139	153	155	89	123	133	117	111	100	94
PART II	207	195	179	218	194	153	194	197	203	201	191	172

— PART I
 — PART II
 - - - Part I Linear Forecast
 - - - Part II Linear Forecast