



CITY COUNCIL DISTRICT #5

MONTHLY OFFENSE SUMMARY

FEBRUARY 2018

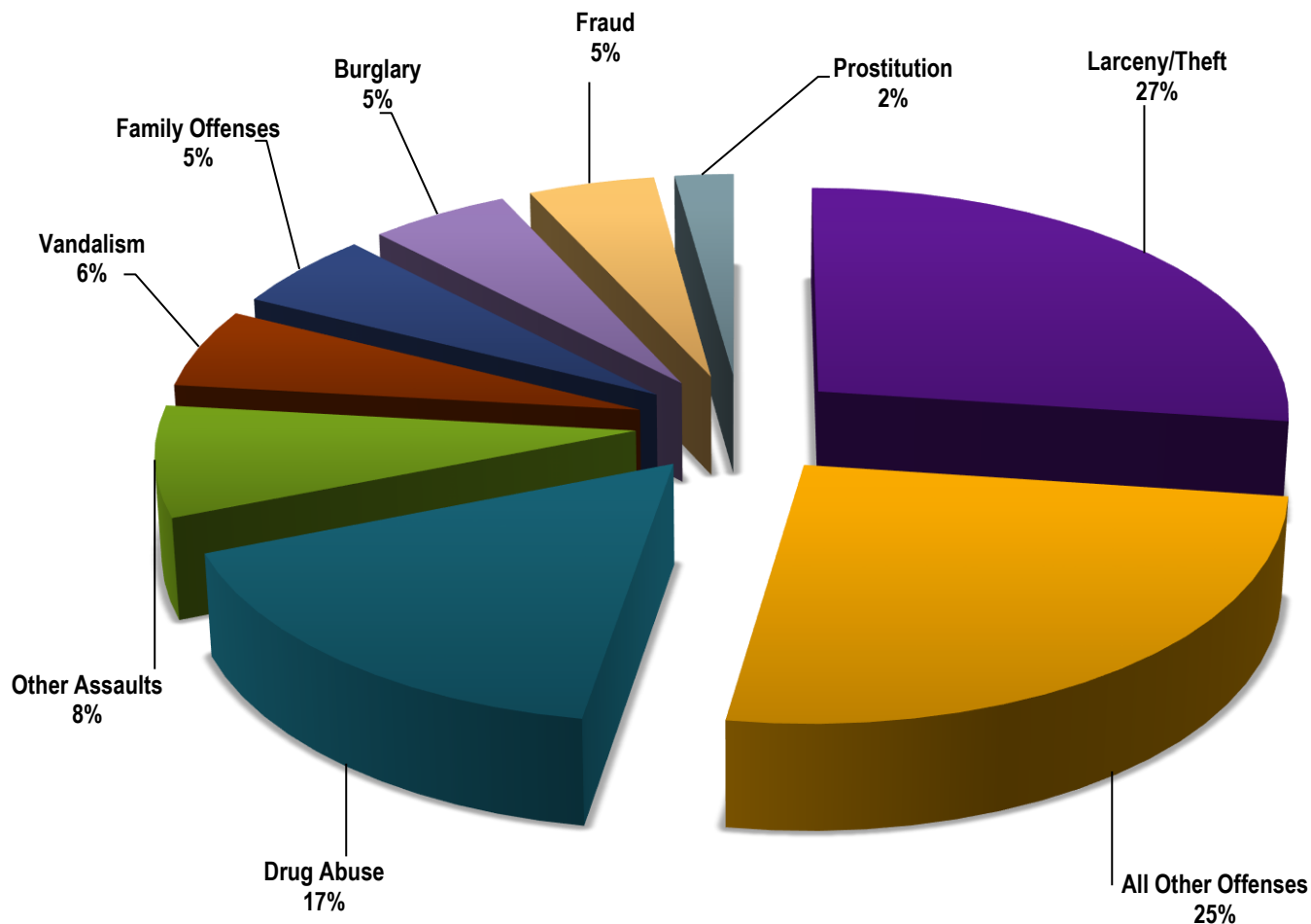
These figures represent preliminary counts of original Police Incident Reports and include all offenses within the above listed City Council District only. Full statistical analysis to determine the confidence level of this data has not been performed. The results contained herein are approximate in relation to the listed area and may not fully coincide with data shown in other areas of SLCPD's Crime Statistics page such as Calls for Service, Crimes Trending, and Crime Reports due to and reflective of departmental procedures that were in place at the time the event occurred and the date this data was compiled. Results displayed are not distinguished as attempted or completed crimes, do not include other calls for police service, and only represent police service where a report was made. Police Incident Reports are classified by primary offense categories as defined by the Uniform Crime Reporting (UCR) system. However, data is not subjected to any other standards set forth under UCR. Although every reasonable verification effort is made, the accuracy of any data is subject to the constraints of the report generation process as well as the manner, format, and point in time of any query.

PART I OFFENSES:	Chosen by the FBI as Part I Offenses because they are serious crimes that occur with regularity in all areas of the country and are likely to be reported to Police.
PART II OFFENSES:	All other crimes other than the eight Part I Offenses. The Uniform Crime Reporting Program gathers only arrest data for Part II Offenses, however, SLCPD results displayed in this document display all Part II Offenses, regardless of the presence of arrest data.
ALL OTHER OFFENSES:	Under the Part II Offense section, 'All Other Offenses' include Peeping Tom, Trespass, Kidnap/Abduction, Pornography, Extortion/Blackmail, Bribery, Warrants, Sexual Offenses, Obstruction, Public Peace, and Hit & Run.
NON-UCR OFFENSES:	Non-UCR Offenses include reports for all other offenses not classified as a Part I or Part II Offense. Results displayed separate some of these offenses such as Ambulance Calls, Deaths, Missing Persons, Suicides, Suspicious Activity, and Traffic Accidents.
ALL OTHER NON-UCR:	Under the Non-UCR category, 'All Other' include the remainder of offenses not classified as Part I or Part II and not separated from the Non-UCR Offenses. These include things such as Loud Parties, Barking Dogs, Mentally Ill Subjects, Citizen Assistance, etc.
LOW NUMBER OFFENSES:	On page two, in the interest of space and allowing for easier viewing, the category titled 'Low Number Offenses' include Part I and Part II Offenses from page one that have totals under the amount of 10.

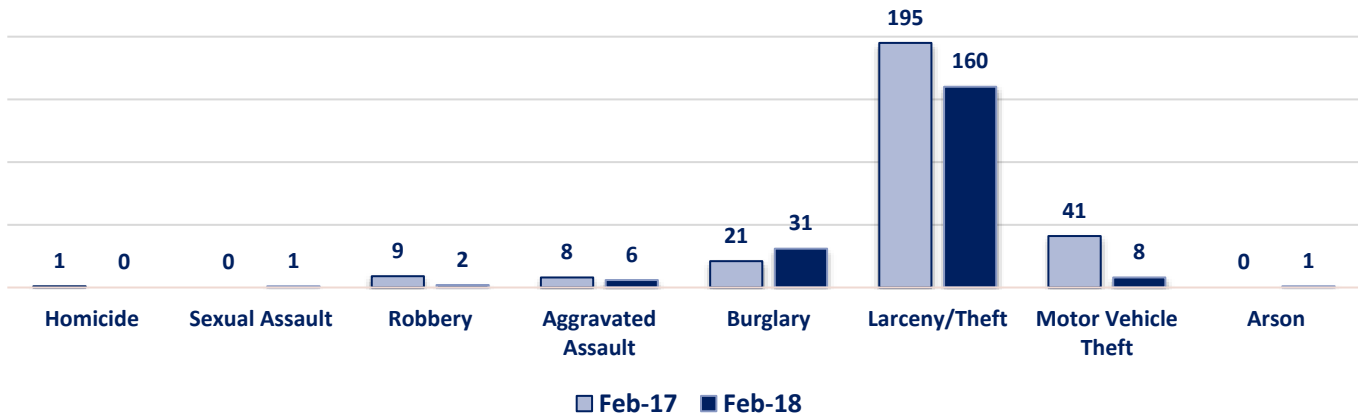
Offenses

PART I OFFENSES	OFFENSE	FEB 17	FEB 18	OFFENSE	FEB 17	FEB 18	PART II OFFENSES
	Homicide	1	0	Other Assaults	46	46	
	Sexual Assault	0	1	Forgery/Counterfeit	15	10	
	Robbery	9	2	Fraud	42	28	
	Aggravated Assault	8	6	Embezzlement	0	0	
	Burglary	21	31	Stolen Property	4	5	
	Larceny/Theft	195	160	Vandalism	44	33	
	Motor Vehicle Theft	41	8	Weapons	9	3	
	Arson	0	1	Prostitution	8	13	
PART I TOTALS		275	209	Sex Offenses	2	2	PART II OFFENSES
NON-UCR OFFENSES	Ambulance Calls	17	13	Drug Abuse	107	97	
	Deaths	6	4	Gambling	0	0	
	Missing Persons	5	2	Family Offenses	25	32	
	Suicides	0	0	DUI	11	3	
	Suspicious Activity	13	13	Liquor Laws	2	3	
	Traffic Accidents	64	73	Drunkenness	13	8	
	All Other	181	189	Disorderly Conduct	9	11	
NON-UCR TOTALS		286	294	All Other Offenses	180	150	
TOTALS	PART I OFFENSES	275	209	Curfew/Loitering	0	0	
	PART II OFFENSES	521	447	Runaway	4	3	
	NON-UCR OFFENSES	286	294	PART II TOTALS	521	447	
	TOTAL	1082	950				

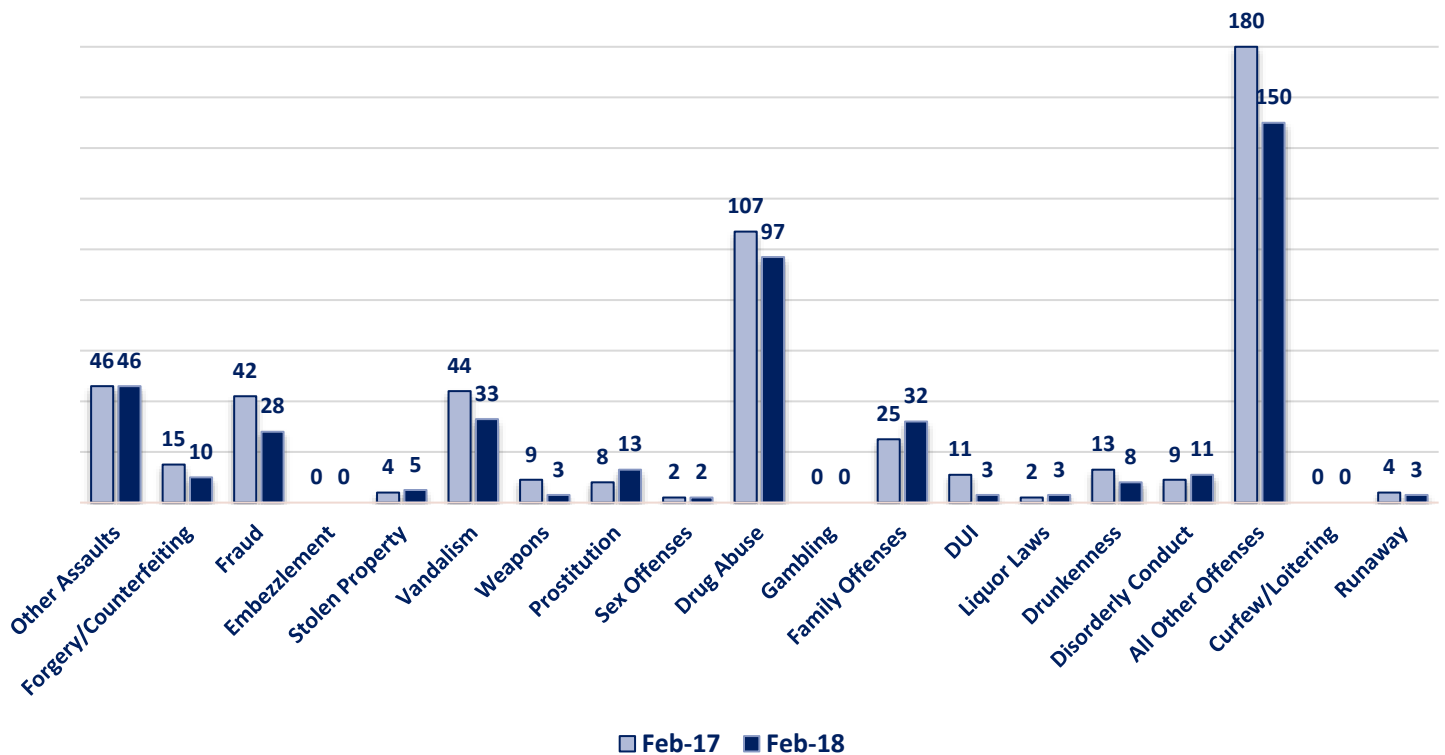
FEBRUARY 2018 - Part I & II Offense Percentages



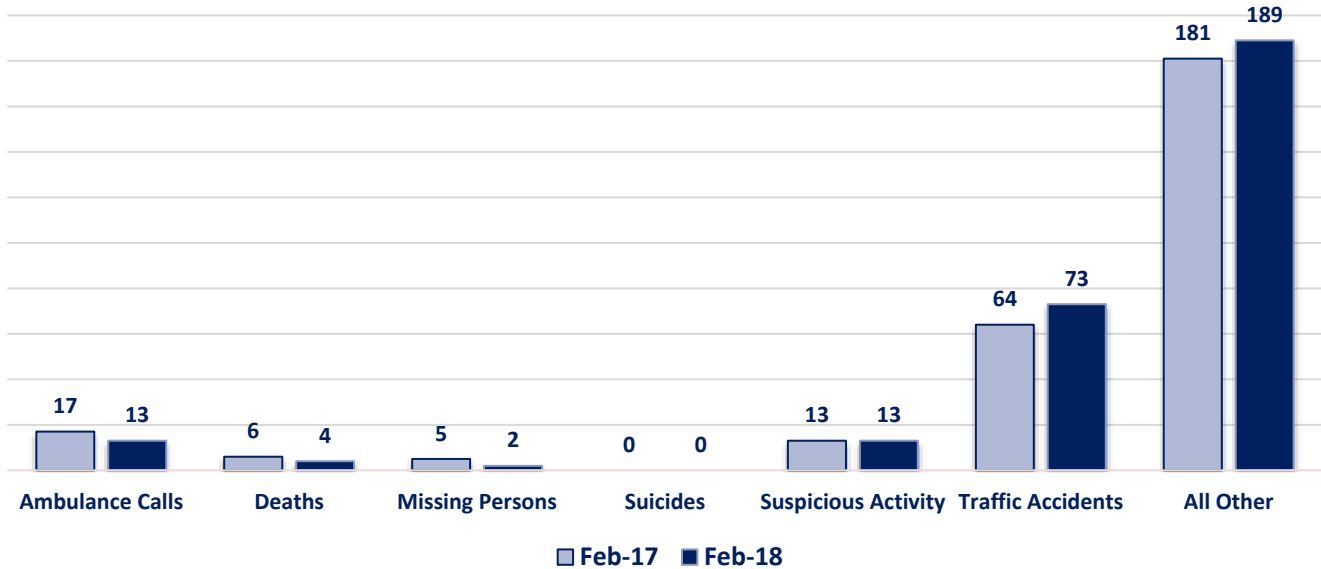
Part I Offenses



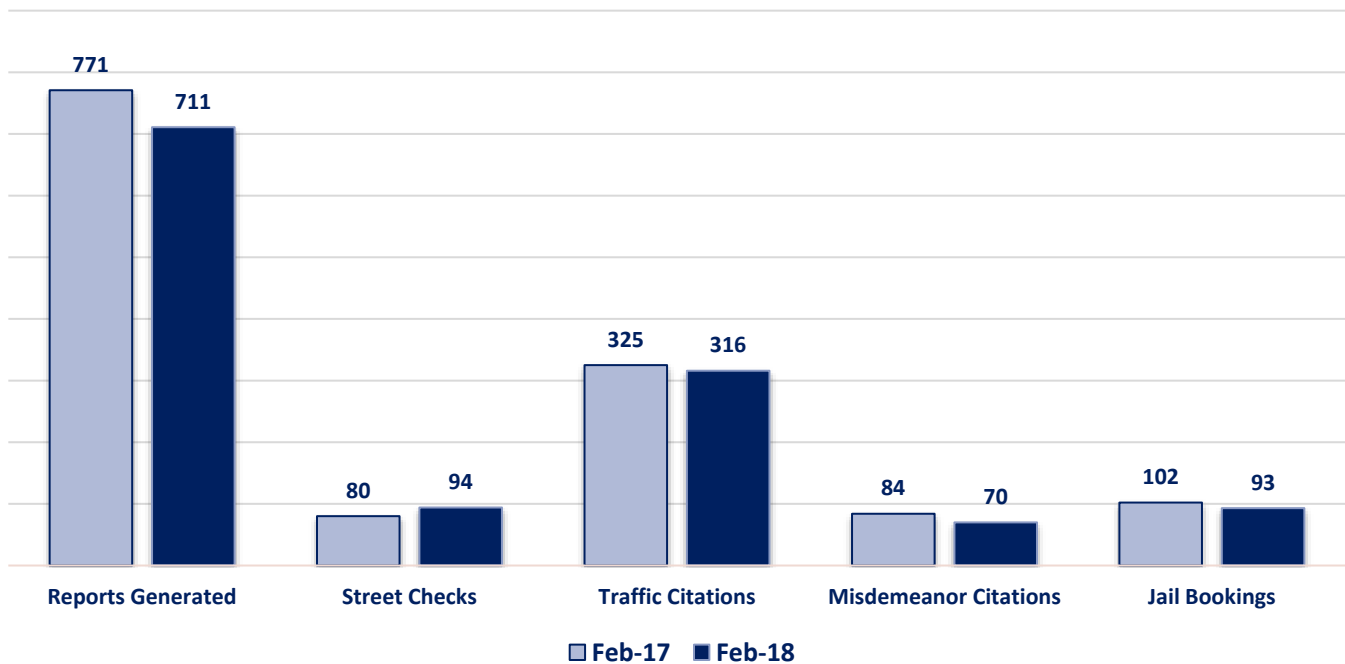
Part II Offenses



Non-UCR Offenses

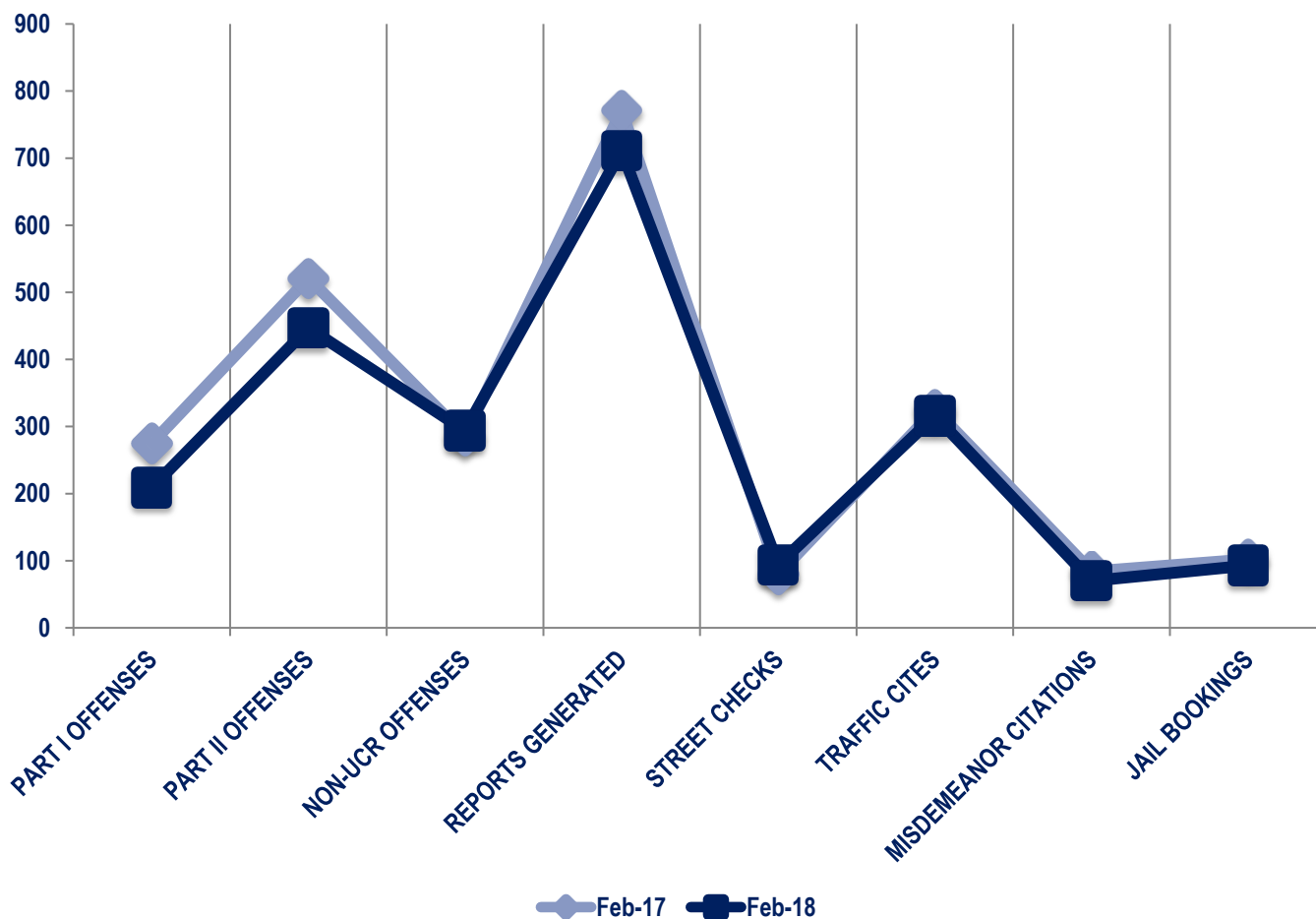


Other Event Totals



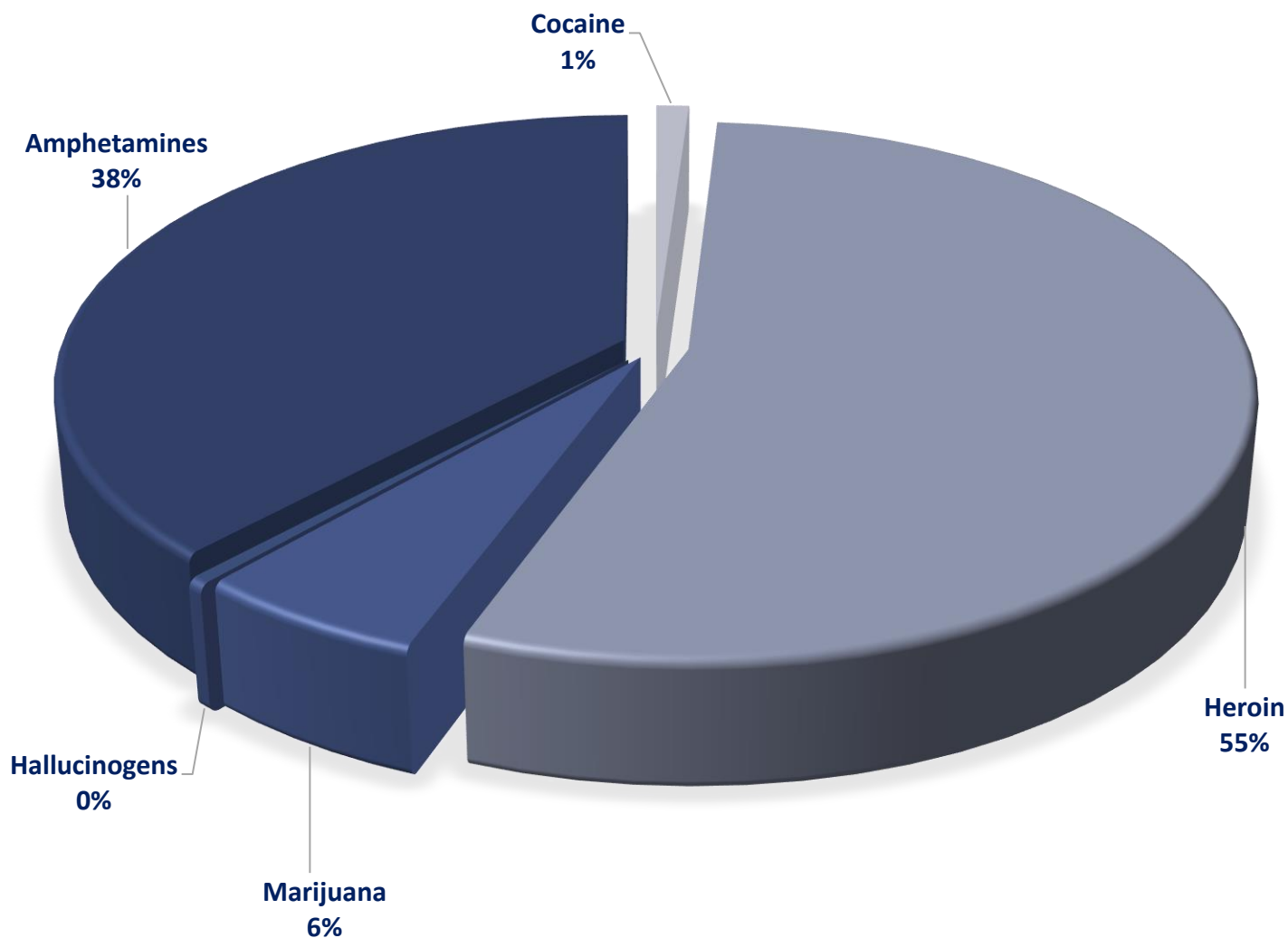
Combined Offense/Event Trends

	FEB 17	FEB 18
Part I Offenses	471	290
Part II Offenses	1407	749
NonUCR Offenses	686	571
Reports Generated	1834	1241
Street Checks	259	144
Traffic Citations	517	677
Misdemeanor Citations	213	112
Jail Bookings	250	151



Seized Drugs

TYPE	DOSES	STREET VALUE
Cocaine	15.1	\$ 151.00
Heroin	763.5	\$ 7,635.00
Marijuana	81.1	\$ 486.89
Hallucinogens	6.2	\$ 12.35
Amphetamines	532.1	\$ 5,321.00
TOTAL	1398.0	\$ 13,606.23



Part I & II Offenses - One Year

