



CITY COUNCIL DISTRICT #2

MONTHLY OFFENSE SUMMARY

MARCH 2018

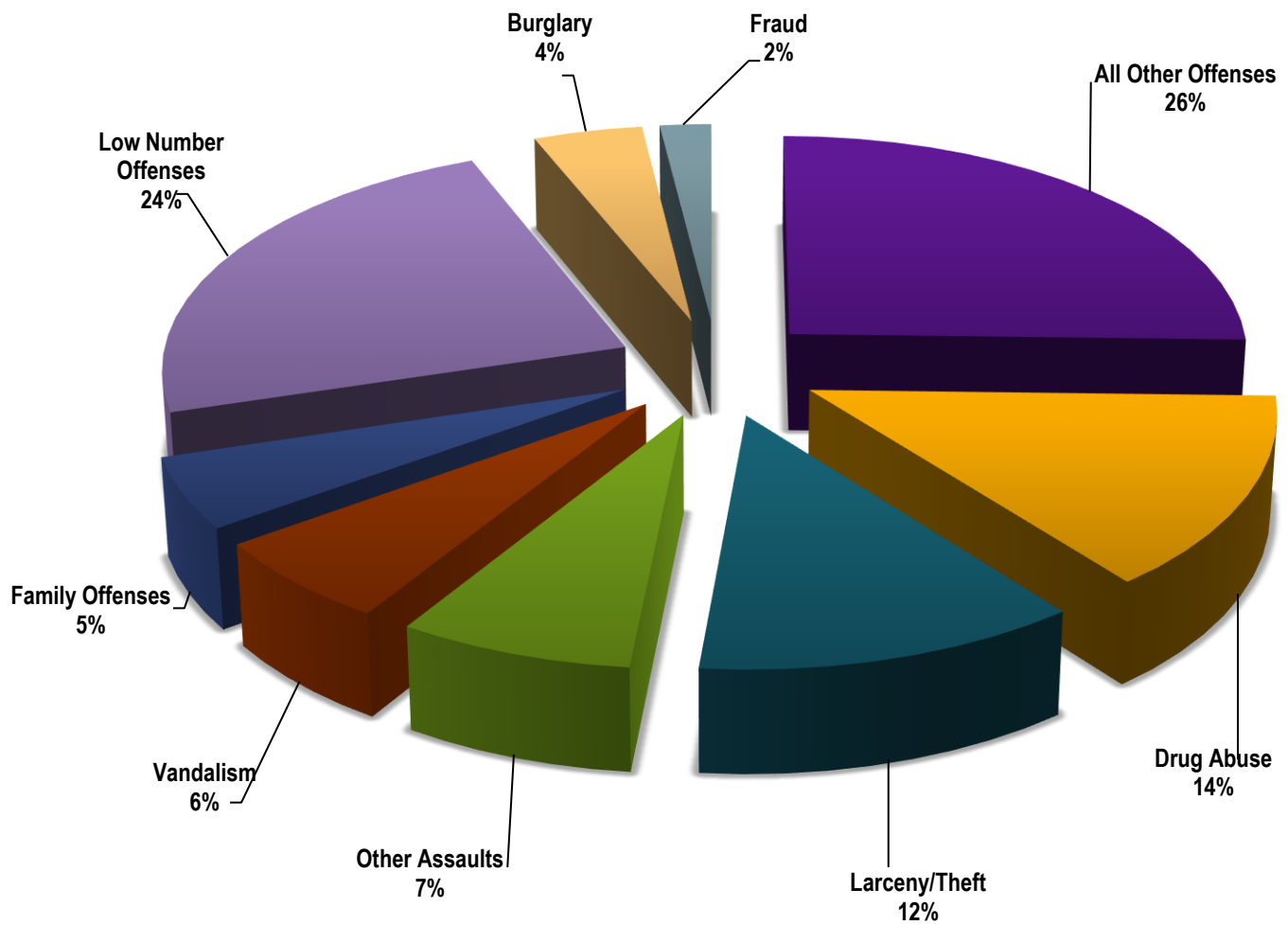
These figures represent preliminary counts of original Police Incident Reports and include all offenses within the above listed City Council District only. Full statistical analysis to determine the confidence level of this data has not been performed. The results contained herein are approximate in relation to the listed area and may not fully coincide with data shown in other areas of SLCPD's Crime Statistics page such as Calls for Service, Crimes Trending, and Crime Reports due to and reflective of departmental procedures that were in place at the time the event occurred and the date this data was compiled. Results displayed are not distinguished as attempted or completed crimes, do not include other calls for police service, and only represent police service where a report was made. Police Incident Reports are classified by primary offense categories as defined by the Uniform Crime Reporting (UCR) system. However, data is not subjected to any other standards set forth under UCR. Although every reasonable verification effort is made, the accuracy of any data is subject to the constraints of the report generation process as well as the manner, format, and point in time of any query.

PART I OFFENSES:	Chosen by the FBI as Part I Offenses because they are serious crimes that occur with regularity in all areas of the country and are likely to be reported to Police.
PART II OFFENSES:	All other crimes other than the eight Part I Offenses. The Uniform Crime Reporting Program gathers only arrest data for Part II Offenses, however, SLCPD results displayed in this document display all Part II Offenses, regardless of the presence of arrest data.
ALL OTHER OFFENSES:	Under the Part II Offense section, 'All Other Offenses' include Peeping Tom, Trespass, Kidnap/Abduction, Pornography, Extortion/Blackmail, Bribery, Warrants, Sexual Offenses, Obstruction, Public Peace, and Hit & Run.
NON-UCR OFFENSES:	Non-UCR Offenses include reports for all other offenses not classified as a Part I or Part II Offense. Results displayed separate some of these offenses such as Ambulance Calls, Deaths, Missing Persons, Suicides, Suspicious Activity, and Traffic Accidents.
ALL OTHER NON-UCR:	Under the Non-UCR category, 'All Other' include the remainder of offenses not classified as Part I or Part II and not separated from the Non-UCR Offenses. These include things such as Loud Parties, Barking Dogs, Mentally Ill Subjects, Citizen Assistance, etc.
LOW NUMBER OFFENSES:	On page two, in the interest of space and allowing for easier viewing, the category titled 'Low Number Offenses' include Part I and Part II Offenses from page one that have totals under the amount of 35.

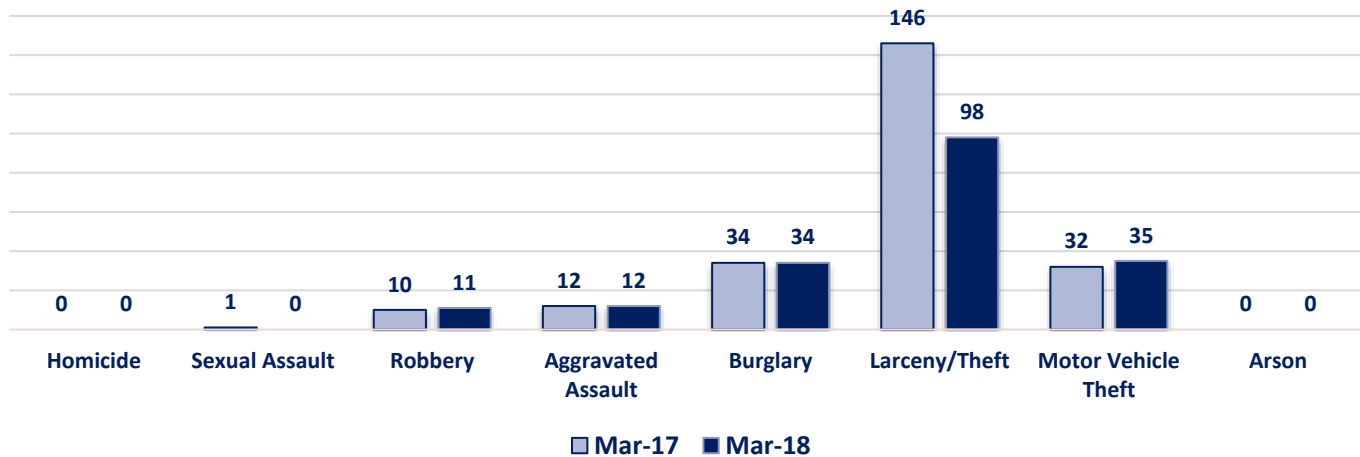
Offenses

PART I OFFENSES	OFFENSE	MAR 17	MAR 18	OFFENSE	MAR 17	MAR 18	
	Homicide	0	0	Other Assaults	53	60	
	Sexual Assault	1	0	Forgery/Counterfeit	12	11	
	Robbery	10	11	Fraud	19	16	
	Aggravated Assault	12	12	Embezzlement	1	0	
	Burglary	34	34	Stolen Property	4	7	
	Larceny/Theft	146	98	Vandalism	53	50	
	Motor Vehicle Theft	32	35	Weapons	5	12	
	Arson	0	0	Prostitution	6	15	
PART I TOTALS		235	190	Sex Offenses	2	1	
NON-UCR OFFENSES	Ambulance Calls	20	17	Drug Abuse	56	114	
	Deaths	6	5	Gambling	3	0	
	Missing Persons	9	6	Family Offenses	52	42	
	Suicides	0	0	DUI	13	13	
	Suspicious Activity	17	16	Liquor Laws	1	1	
	Traffic Accidents	77	74	Drunkenness	18	14	
	All Other	245	252	Disorderly Conduct	7	5	
	NON-UCR TOTALS		374	370	All Other Offenses	157	206
	PART I OFFENSES		235	190	Curfew/Loitering	0	0
PART II OFFENSES		466	571	Runaway	4	4	
NON-UCR OFFENSES		374	370	PART II TOTALS		466	571
TOTAL		1075	1131				

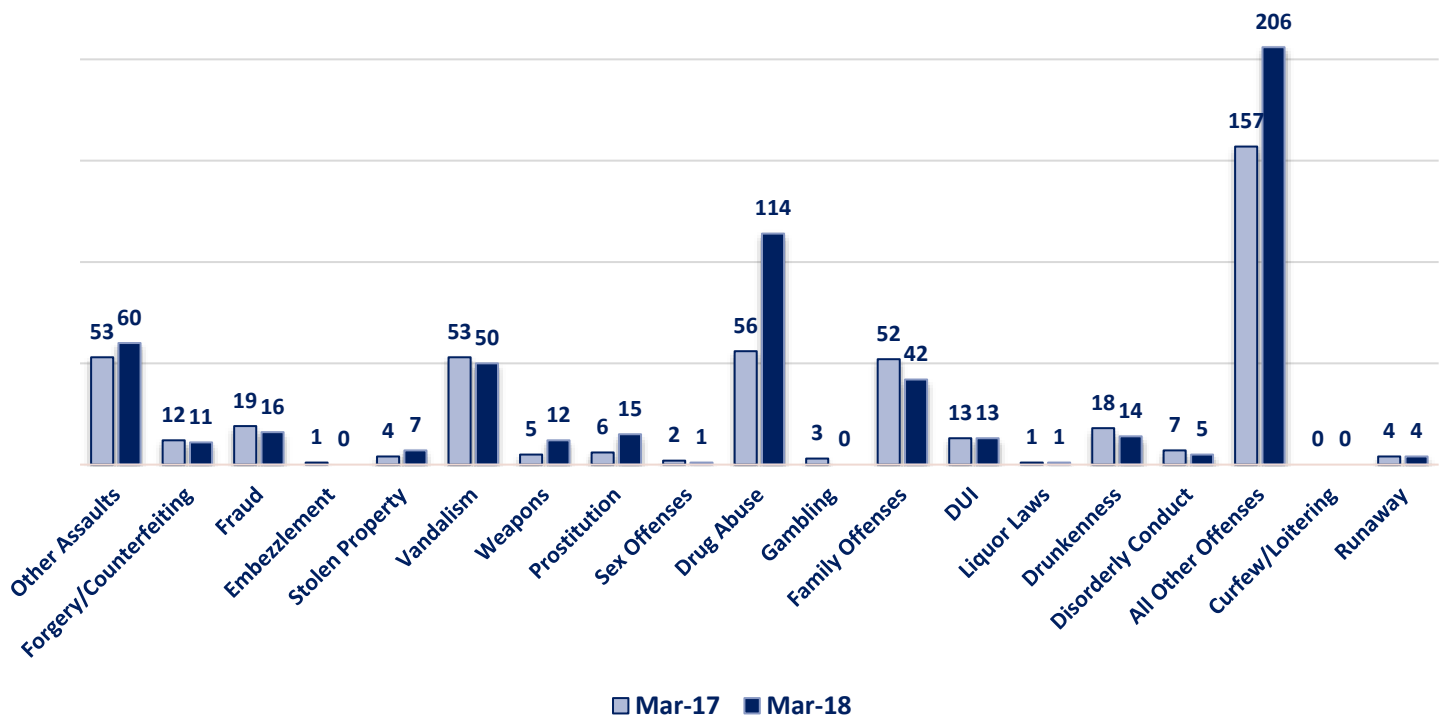
MARCH 2018 - Part I & II Offense Percentages



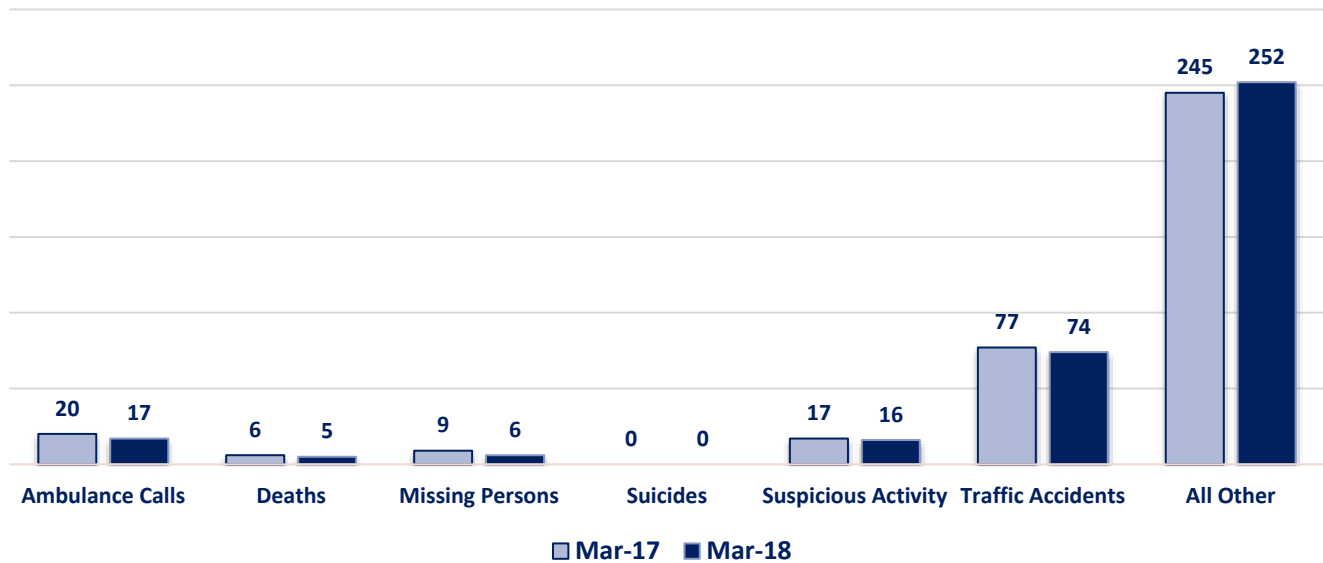
Part I Offenses



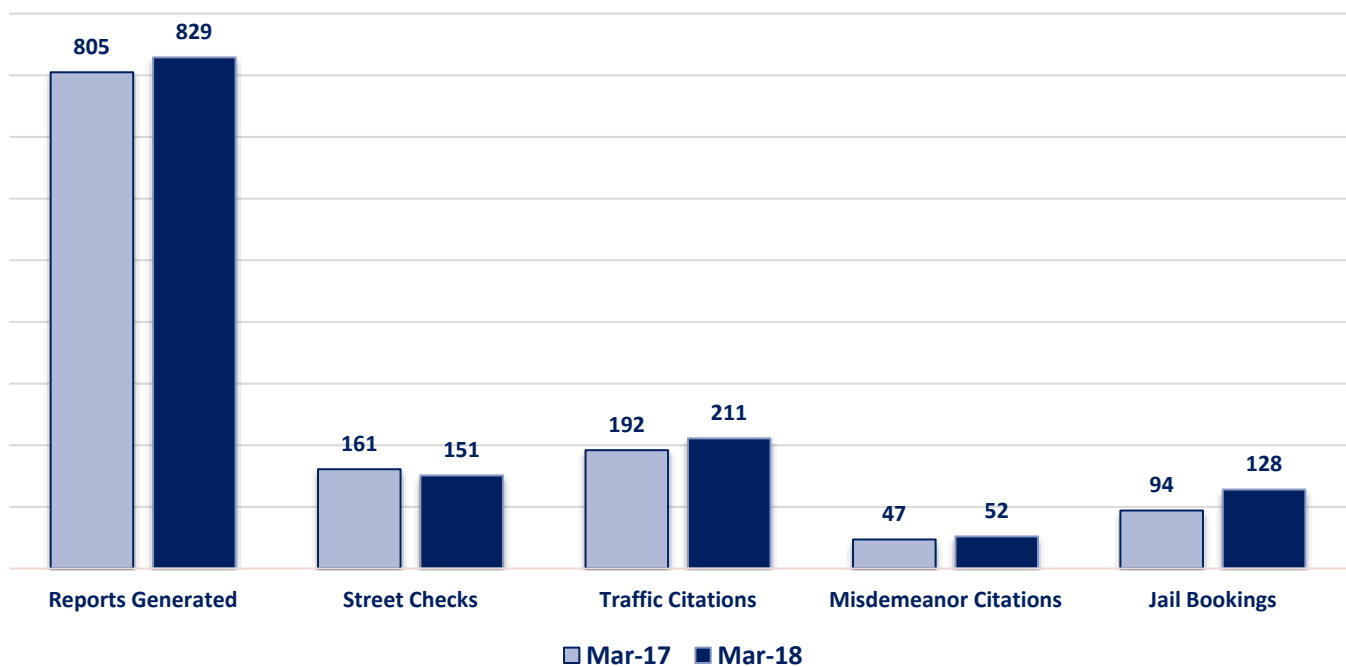
Part II Offenses



Non-UCR Offenses

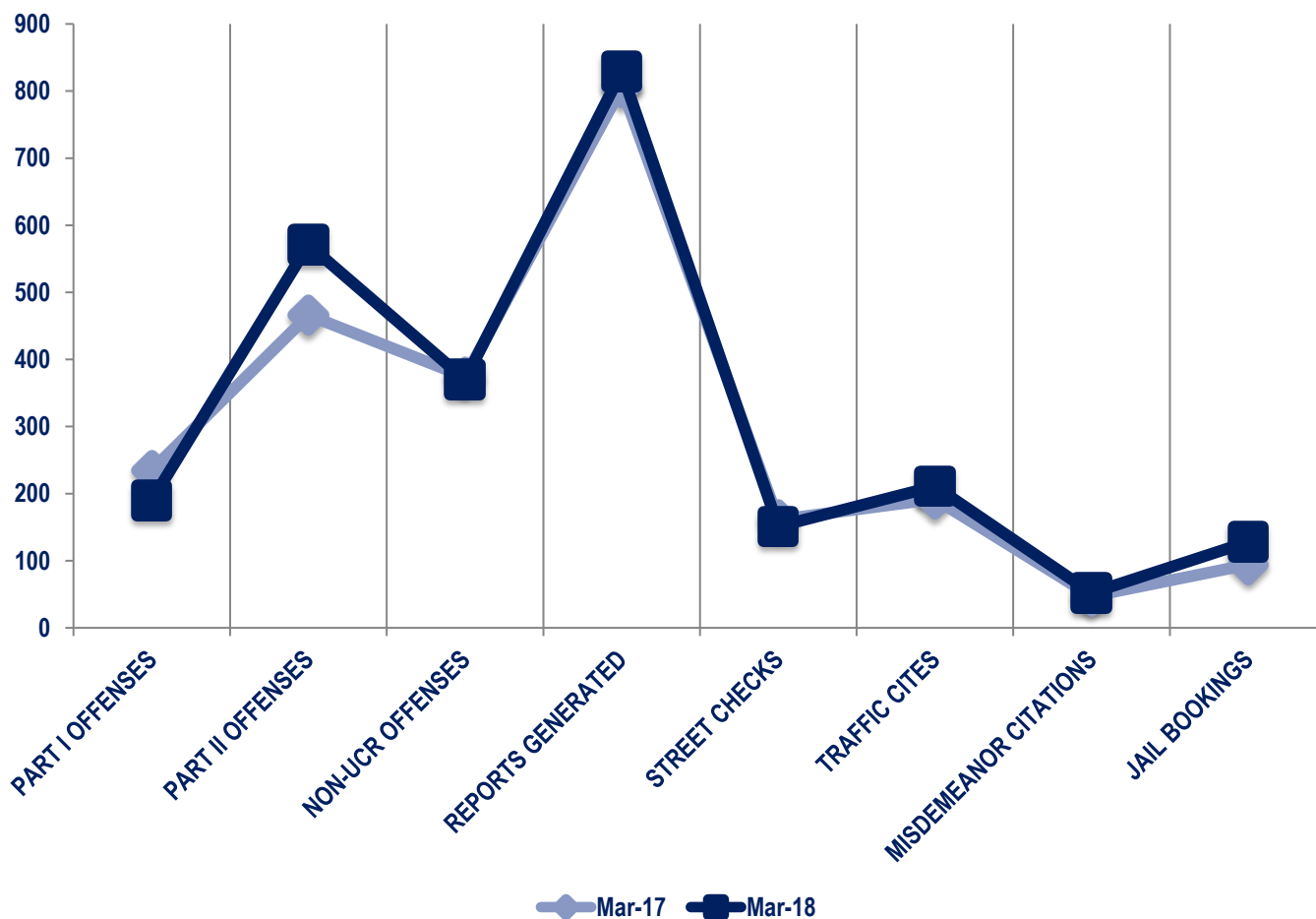


Other Event Totals



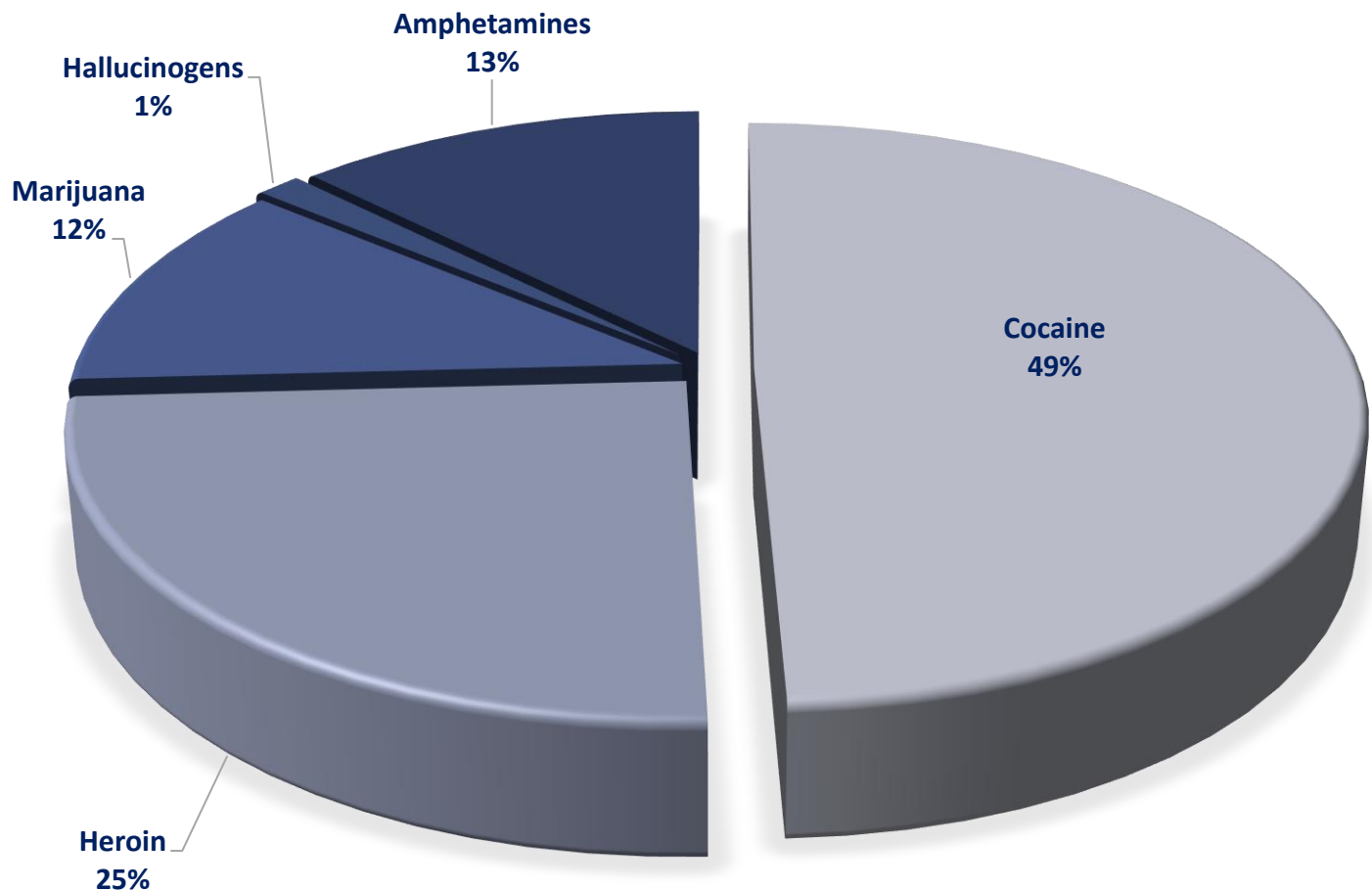
Combined Offense/Event Trends

	MAR 17	MAR 18
Part I Offenses	235	190
Part II Offenses	466	571
NonUCR Offenses	374	370
Reports Generated	805	829
Street Checks	161	151
Traffic Citations	192	211
Misdemeanor Citations	47	52
Jail Bookings	94	128

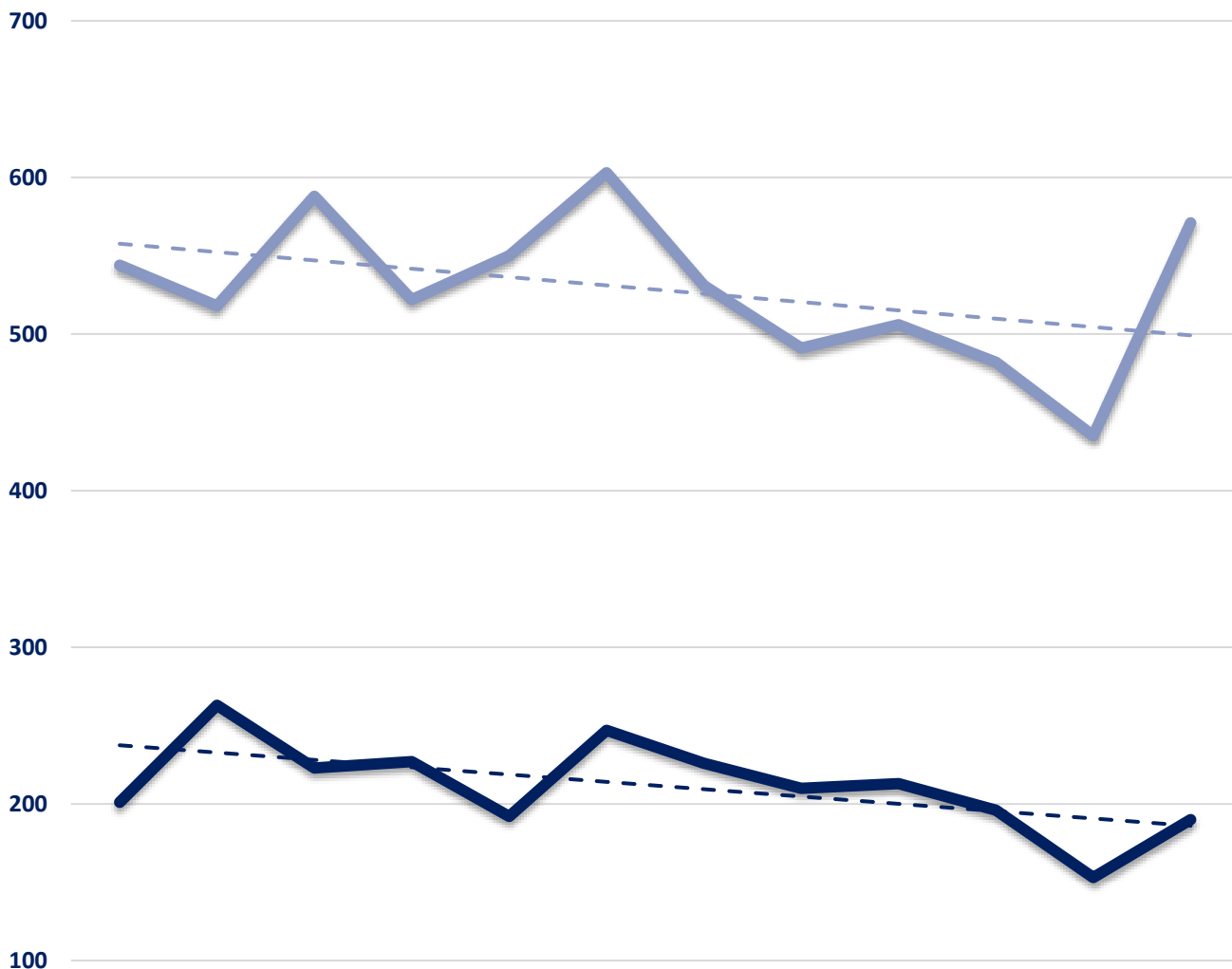


Seized Drugs

TYPE	DOSES	STREET VALUE
Cocaine	19912.5	\$ 199,125.30
Heroin	9959.1	\$ 99,591.20
Marijuana	4792.4	\$ 28,754.30
Hallucinogens	553.3	\$ 1,106.55
Amphetamines	5066.9	\$ 50,668.51
TOTAL	40284.2	\$ 379,245.86



Part I & II Offenses - One Year



	APR 2017	MAY 2017	JUN 2017	JUL 2017	AUG 2017	SEP 2017	OCT 2017	NOV 2017	DEC 2017	JAN 2018	FEB 2018	MAR 2018
PART I	201	263	223	227	192	247	226	210	213	196	153	190
PART II	544	518	588	522	550	603	531	491	506	482	435	571

— PART I
 — PART II
 - - - Part I Linear Forecast
 - - - Part II Linear Forecast