



CITY COUNCIL DISTRICT #3

MONTHLY OFFENSE SUMMARY

MARCH 2018

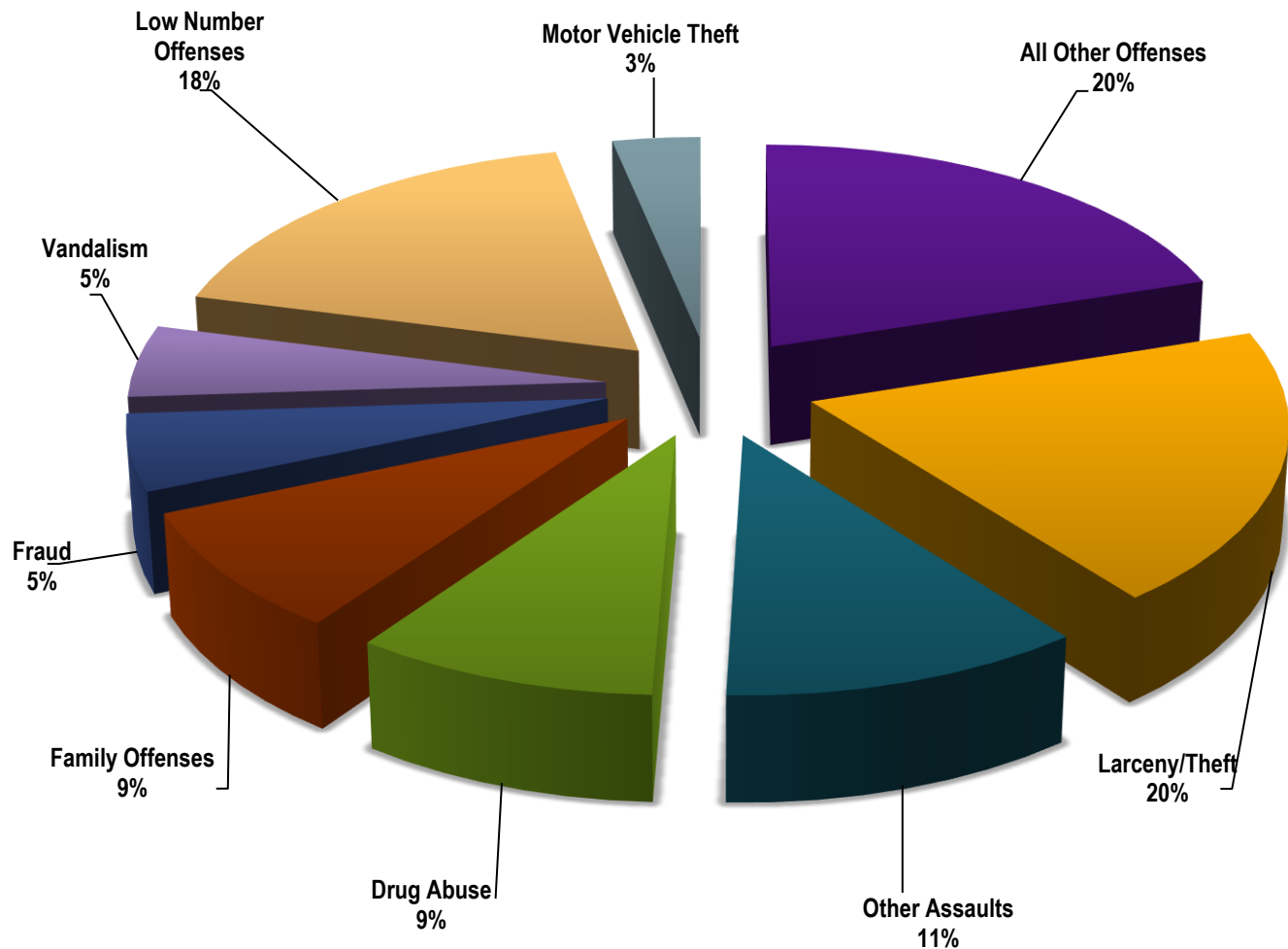
These figures represent preliminary counts of original Police Incident Reports and include all offenses within the above listed City Council District only. Full statistical analysis to determine the confidence level of this data has not been performed. The results contained herein are approximate in relation to the listed area and may not fully coincide with data shown in other areas of SLCPD's Crime Statistics page such as Calls for Service, Crimes Trending, and Crime Reports due to and reflective of departmental procedures that were in place at the time the event occurred and the date this data was compiled. Results displayed are not distinguished as attempted or completed crimes, do not include other calls for police service, and only represent police service where a report was made. Police Incident Reports are classified by primary offense categories as defined by the Uniform Crime Reporting (UCR) system. However, data is not subjected to any other standards set forth under UCR. Although every reasonable verification effort is made, the accuracy of any data is subject to the constraints of the report generation process as well as the manner, format, and point in time of any query.

PART I OFFENSES:	Chosen by the FBI as Part I Offenses because they are serious crimes that occur with regularity in all areas of the country and are likely to be reported to Police.
PART II OFFENSES:	All other crimes other than the eight Part I Offenses. The Uniform Crime Reporting Program gathers only arrest data for Part II Offenses, however, SLCPD results displayed in this document display all Part II Offenses, regardless of the presence of arrest data.
ALL OTHER OFFENSES:	Under the Part II Offense section, 'All Other Offenses' include Peeping Tom, Trespass, Kidnap/Abduction, Pornography, Extortion/Blackmail, Bribery, Warrants, Sexual Offenses, Obstruction, Public Peace, and Hit & Run.
NON-UCR OFFENSES:	Non-UCR Offenses include reports for all other offenses not classified as a Part I or Part II Offense. Results displayed separate some of these offenses such as Ambulance Calls, Deaths, Missing Persons, Suicides, Suspicious Activity, and Traffic Accidents.
ALL OTHER NON-UCR:	Under the Non-UCR category, 'All Other' include the remainder of offenses not classified as Part I or Part II and not separated from the Non-UCR Offenses. These include things such as Loud Parties, Barking Dogs, Mentally Ill Subjects, Citizen Assistance, etc.
LOW NUMBER OFFENSES:	On page two, in the interest of space and allowing for easier viewing, the category titled 'Low Number Offenses' include Part I and Part II Offenses from page one that have totals under the amount of 15.

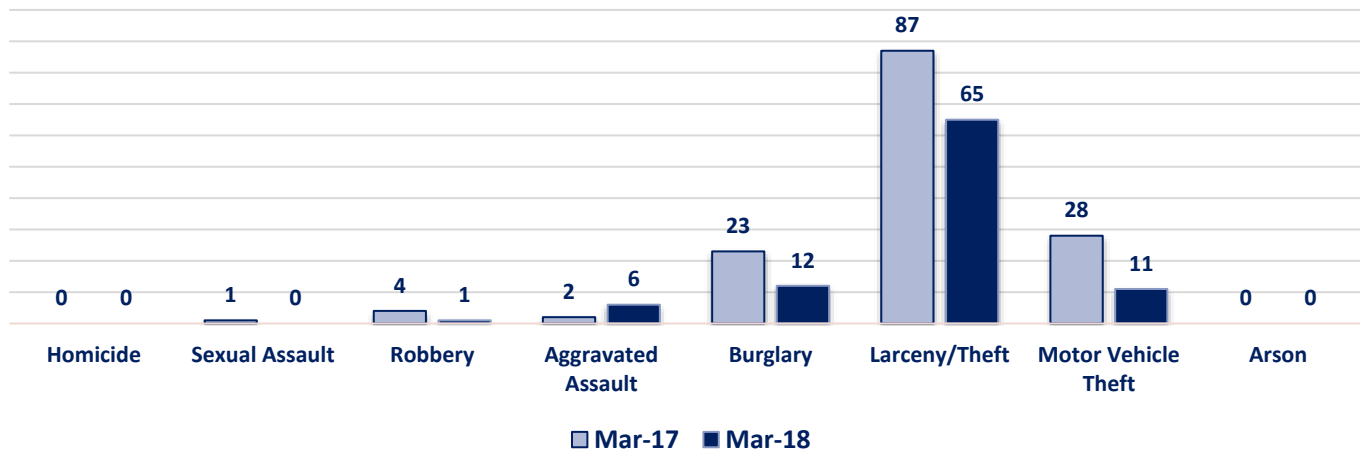
Offenses

PART I OFFENSES	OFFENSE	MAR 17	MAR 18	OFFENSE	MAR 17	MAR 18	PART II OFFENSES
	Homicide	0	0	Other Assaults	26	37	
	Sexual Assault	1	0	Forgery/Counterfeit	2	4	
	Robbery	4	1	Fraud	12	18	
	Aggravated Assault	2	6	Embezzlement	0	0	
	Burglary	23	12	Stolen Property	0	1	
	Larceny/Theft	87	65	Vandalism	38	17	
	Motor Vehicle Theft	28	11	Weapons	0	2	
	Arson	0	0	Prostitution	0	1	
NON-UCR OFFENSES	PART I TOTALS	145	95	Sex Offenses	2	1	PART II OFFENSES
	Ambulance Calls	12	14	Drug Abuse	31	31	
	Deaths	4	3	Gambling	0	0	
	Missing Persons	0	5	Family Offenses	22	29	
	Suicides	1	1	DUI	8	4	
	Suspicious Activity	4	14	Liquor Laws	2	0	
	Traffic Accidents	38	35	Drunkenness	9	8	
	All Other	104	109	Disorderly Conduct	2	7	
	NON-UCR TOTALS	163	181	All Other Offenses	55	67	
TOTALS	PART I OFFENSES	145	95	Curfew/Loitering	0	0	PART II OFFENSES
	PART II OFFENSES	211	228	Runaway	2	1	
	NON-UCR OFFENSES	163	181	PART II TOTALS	211	228	
	TOTAL	519	504				

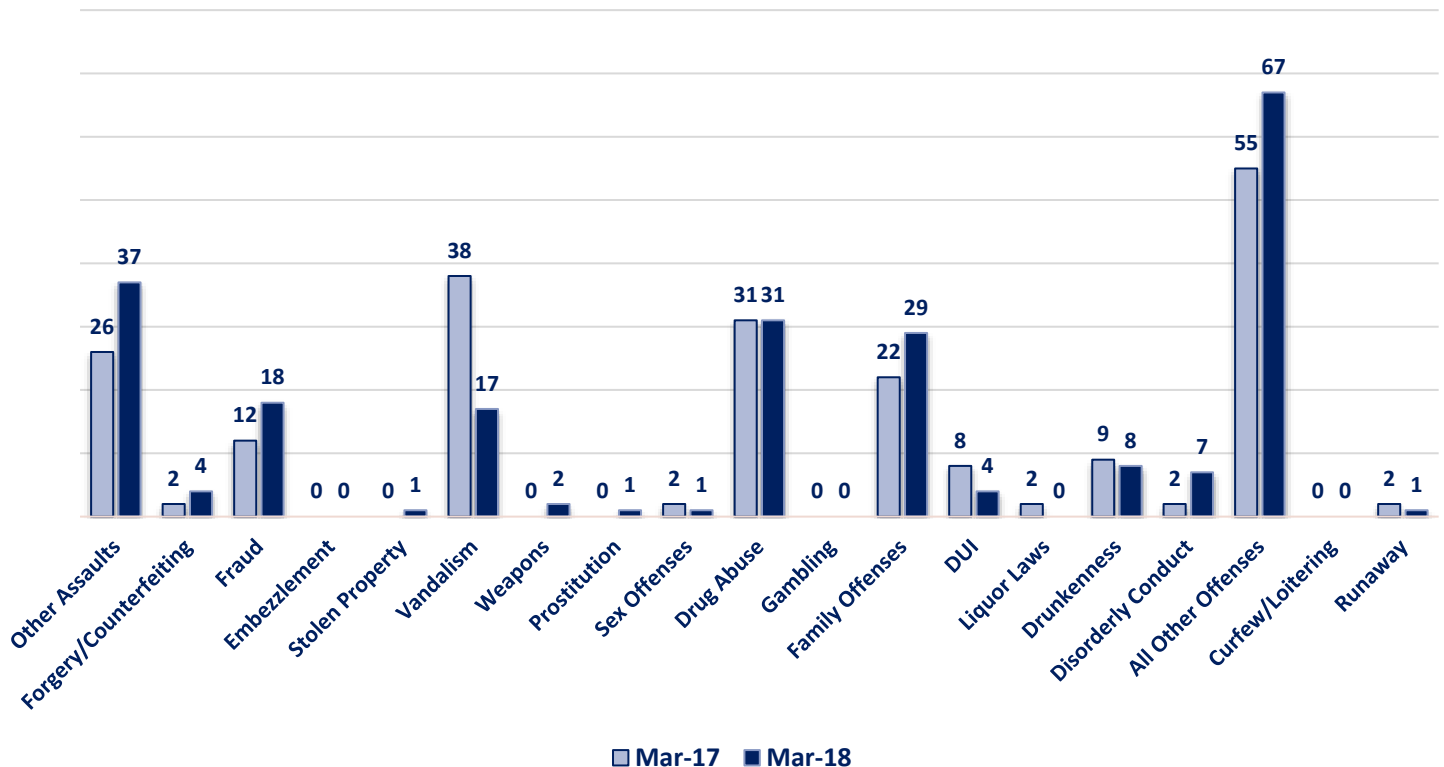
MARCH 2018 - Part I & II Offense Percentages



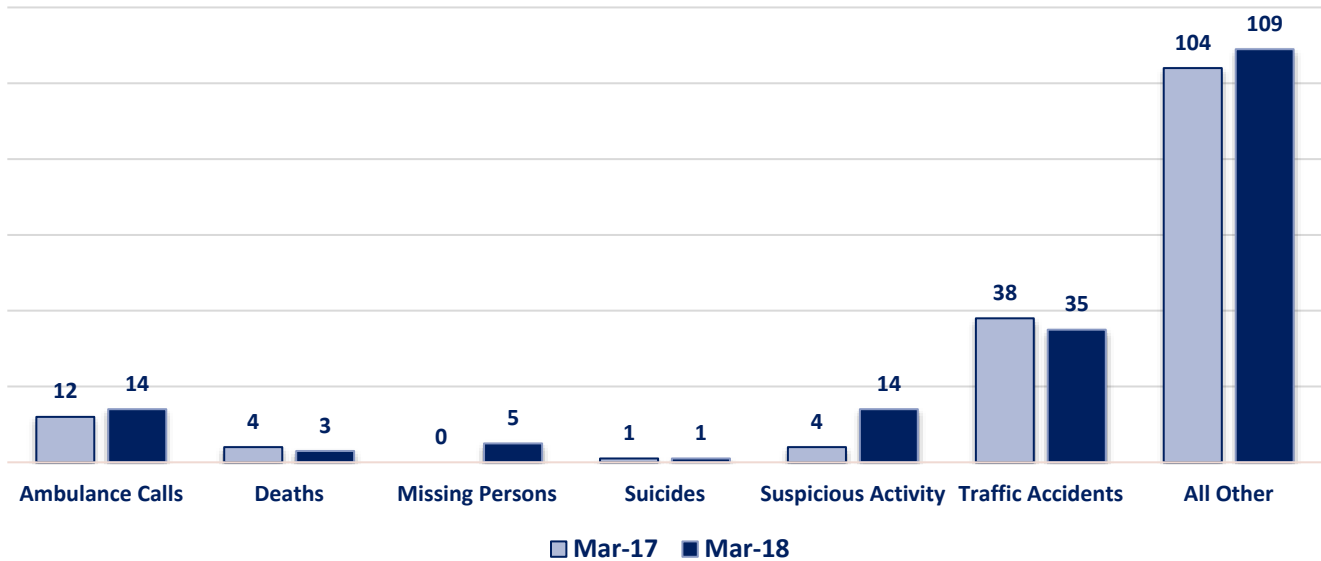
Part I Offenses



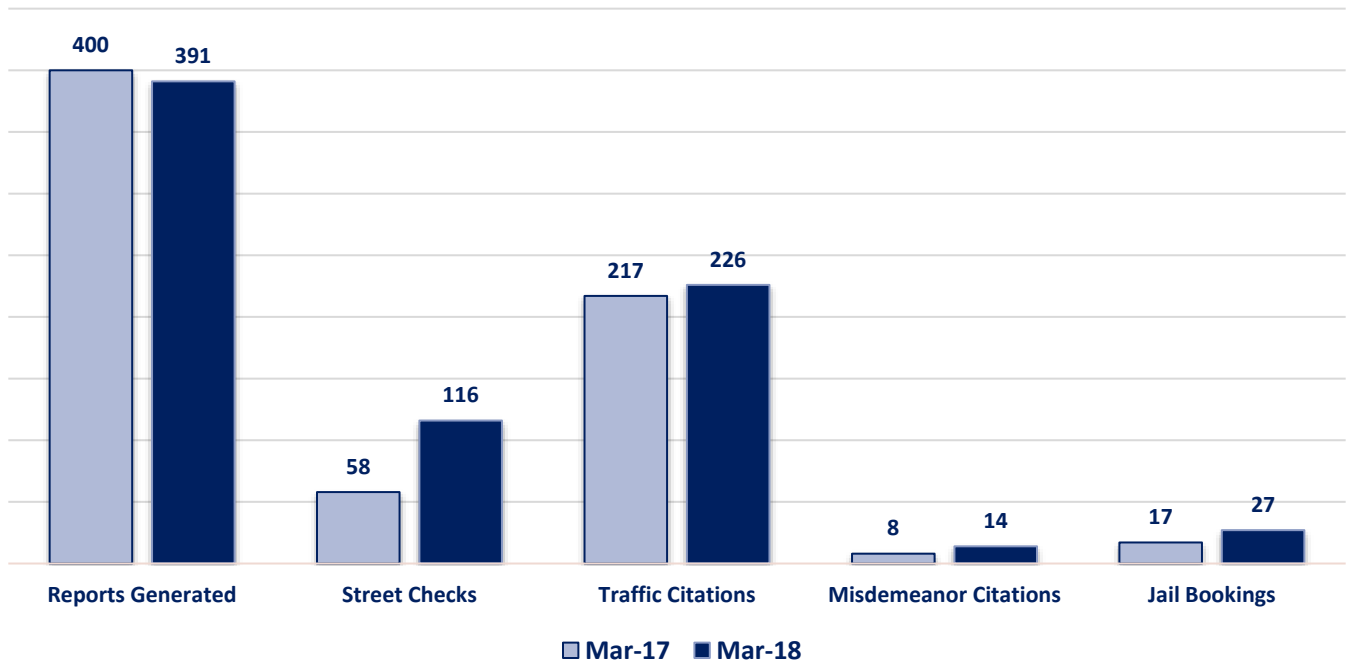
Part II Offenses



Non-UCR Offenses

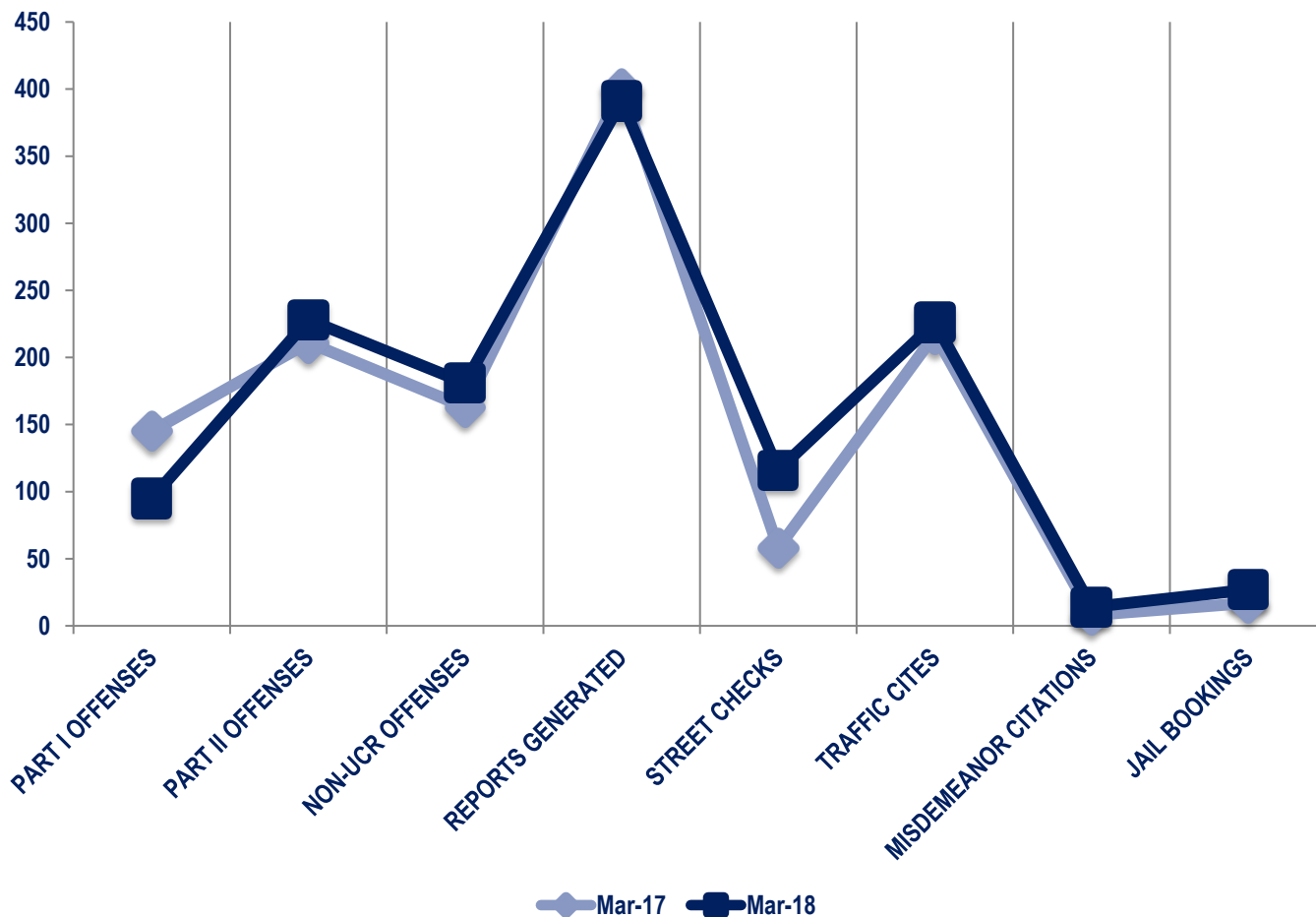


Other Event Totals



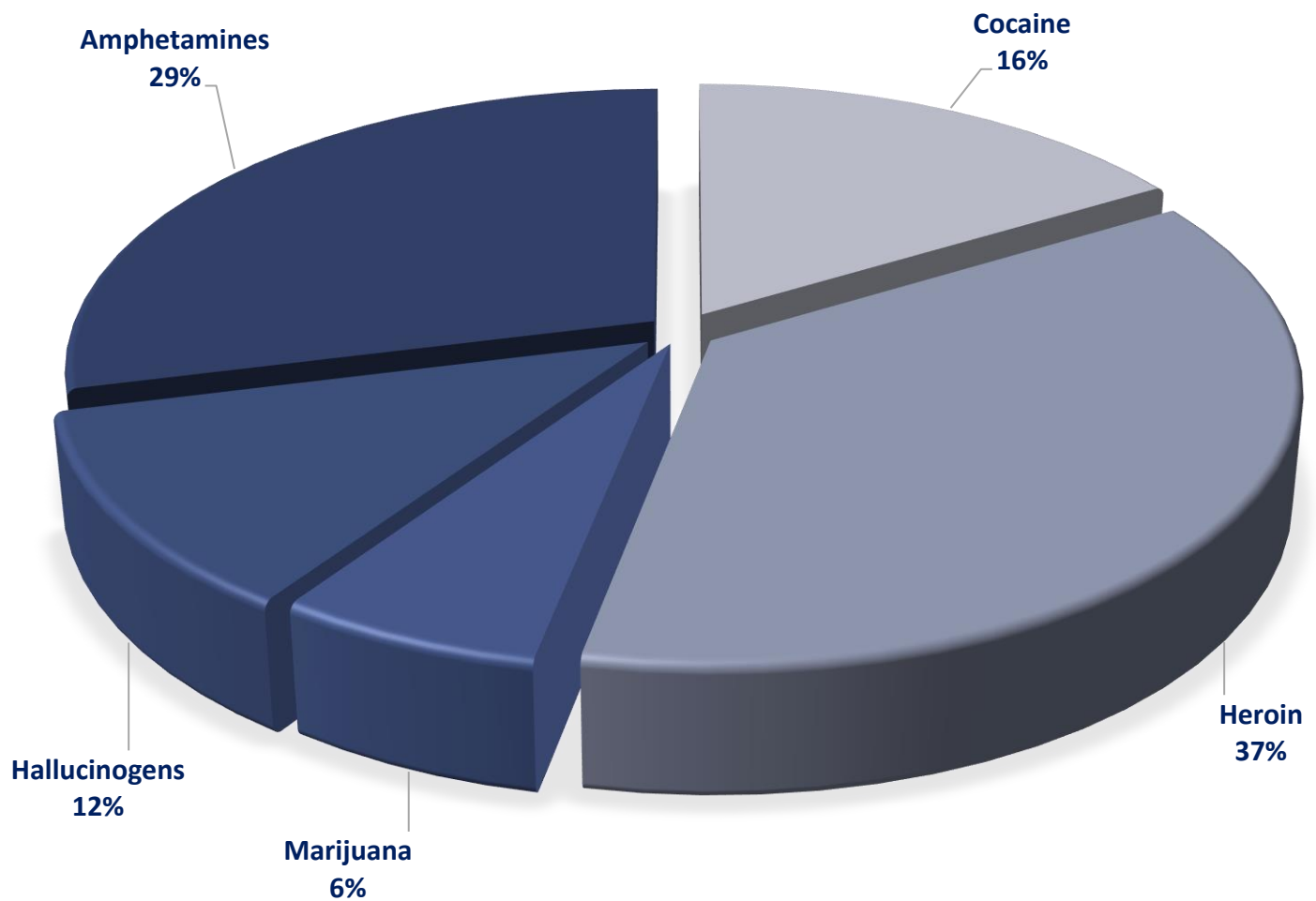
Combined Offense/Event Trends

	MAR 17	MAR 18
Part I Offenses	145	95
Part II Offenses	211	228
NonUCR Offenses	163	181
Reports Generated	400	391
Street Checks	58	116
Traffic Citations	217	226
Misdemeanor Citations	8	14
Jail Bookings	17	27

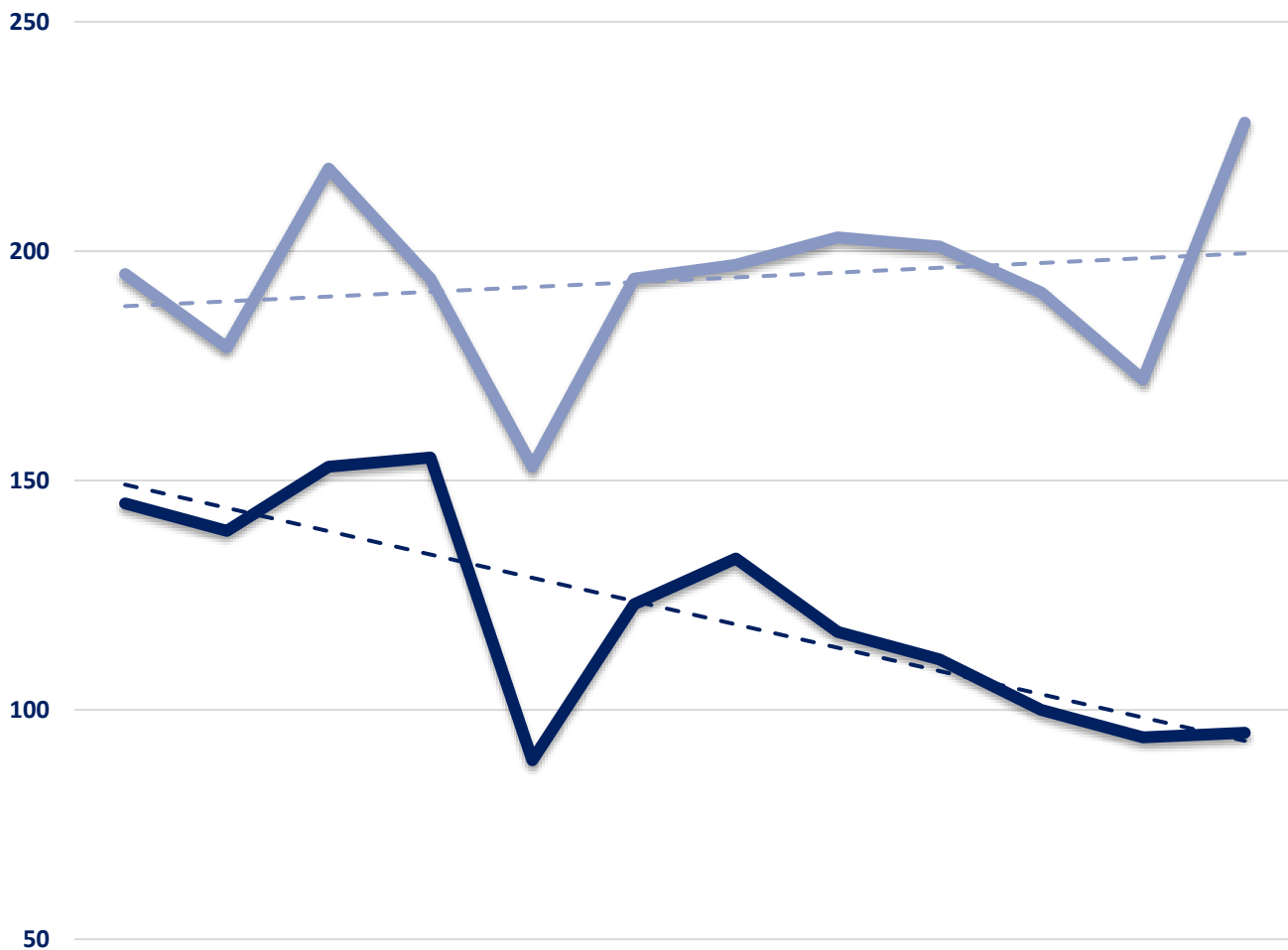


Seized Drugs

TYPE	DOSES	STREET VALUE
Cocaine	84.0	\$ 840.00
Heroin	188.0	\$ 1,880.00
Marijuana	32.6	\$ 195.77
Hallucinogens	59.2	\$ 118.40
Amphetamines	148.0	\$ 1,480.00
TOTAL	511.8	\$ 4,514.17



Part I & II Offenses - One Year



	APR 2017	MAY 2017	JUN 2017	JUL 2017	AUG 2017	SEP 2017	OCT 2017	NOV 2017	DEC 2017	JAN 2018	FEB 2018	MAR 2018
PART I	145	139	153	155	89	123	133	117	111	100	94	95
PART II	195	179	218	194	153	194	197	203	201	191	172	228

— PART I
 — PART II
 - - - Part I Linear Forecast
 - - - Part II Linear Forecast