



CITY COUNCIL DISTRICT #4

MONTHLY OFFENSE SUMMARY

MARCH 2018

These figures represent preliminary counts of original Police Incident Reports and include all offenses within the above listed City Council District only. Full statistical analysis to determine the confidence level of this data has not been performed. The results contained herein are approximate in relation to the listed area and may not fully coincide with data shown in other areas of SLCPD's Crime Statistics page such as Calls for Service, Crimes Trending, and Crime Reports due to and reflective of departmental procedures that were in place at the time the event occurred and the date this data was compiled. Results displayed are not distinguished as attempted or completed crimes, do not include other calls for police service, and only represent police service where a report was made. Police Incident Reports are classified by primary offense categories as defined by the Uniform Crime Reporting (UCR) system. However, data is not subjected to any other standards set forth under UCR. Although every reasonable verification effort is made, the accuracy of any data is subject to the constraints of the report generation process as well as the manner, format, and point in time of any query.

PART I OFFENSES:	Chosen by the FBI as Part I Offenses because they are serious crimes that occur with regularity in all areas of the country and are likely to be reported to Police.
PART II OFFENSES:	All other crimes other than the eight Part I Offenses. The Uniform Crime Reporting Program gathers only arrest data for Part II Offenses, however, SLCPD results displayed in this document display all Part II Offenses, regardless of the presence of arrest data.
ALL OTHER OFFENSES:	Under the Part II Offense section, 'All Other Offenses' include Peeping Tom, Trespass, Kidnap/Abduction, Pornography, Extortion/Blackmail, Bribery, Warrants, Sexual Offenses, Obstruction, Public Peace, and Hit & Run.
NON-UCR OFFENSES:	Non-UCR Offenses include reports for all other offenses not classified as a Part I or Part II Offense. Results displayed separate some of these offenses such as Ambulance Calls, Deaths, Missing Persons, Suicides, Suspicious Activity, and Traffic Accidents.
ALL OTHER NON-UCR:	Under the Non-UCR category, 'All Other' include the remainder of offenses not classified as Part I or Part II and not separated from the Non-UCR Offenses. These include things such as Loud Parties, Barking Dogs, Mentally Ill Subjects, Citizen Assistance, etc.
LOW NUMBER OFFENSES:	On page two, in the interest of space and allowing for easier viewing, the category titled 'Low Number Offenses' include Part I and Part II Offenses from page one that have totals under the amount of 40.

Offenses

PART I OFFENSES

OFFENSE	MAR 17	MAR 18
Homicide	1	0
Sexual Assault	7	4
Robbery	27	12
Aggravated Assault	36	18
Burglary	34	22
Larceny/Theft	358	222
Motor Vehicle Theft	42	24
Arson	0	0
PART I TOTALS	505	302

NON-UCR OFFENSES

Ambulance Calls	108	59
Deaths	2	9
Missing Persons	13	16
Suicides	0	0
Suspicious Activity	21	30
Traffic Accidents	131	108
All Other	559	354
NON-UCR TOTALS	834	576

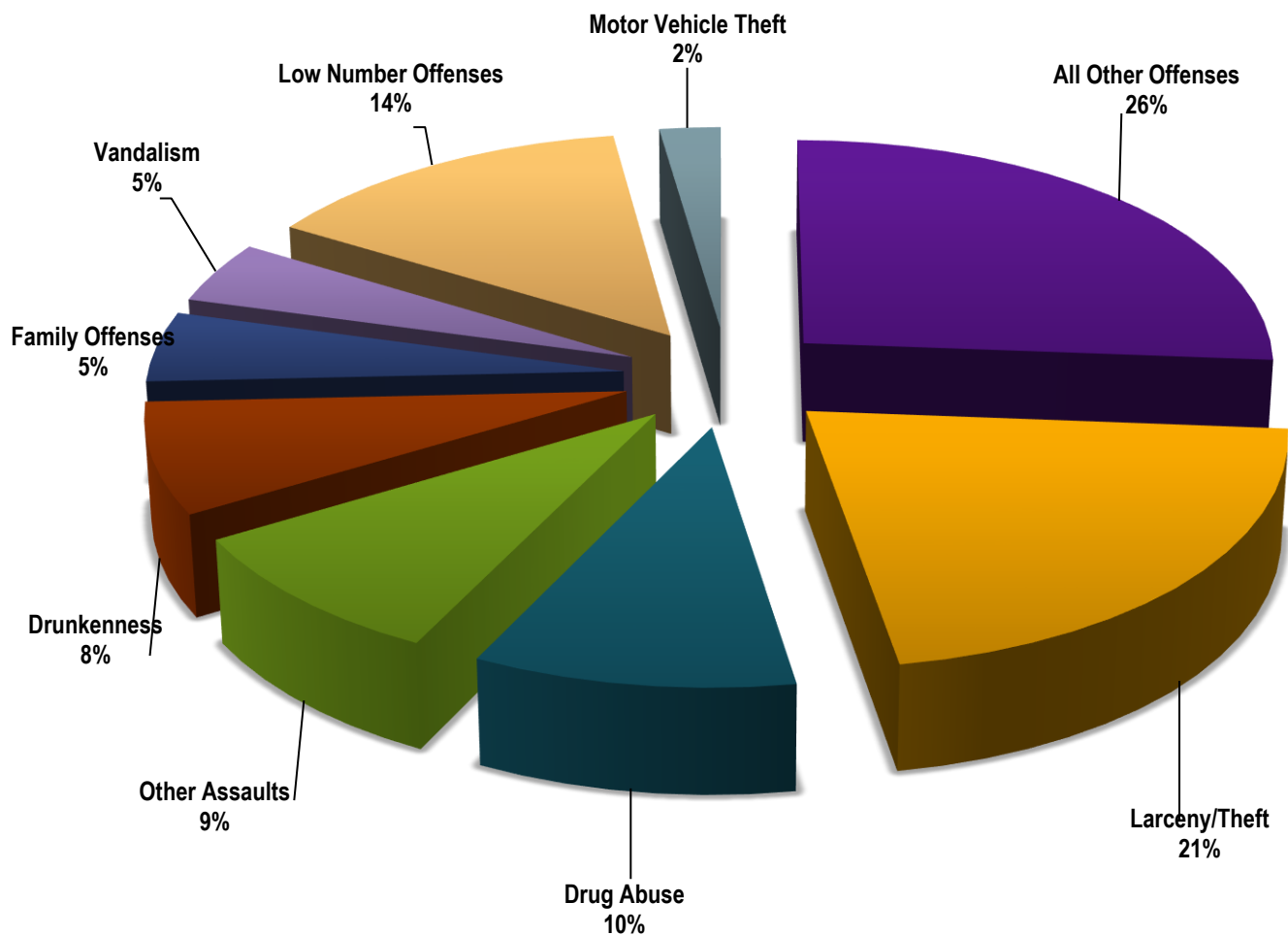
TOTALS

PART I OFFENSES	505	302
PART II OFFENSES	1656	760
NON-UCR OFFENSES	834	576
TOTAL	2995	1638

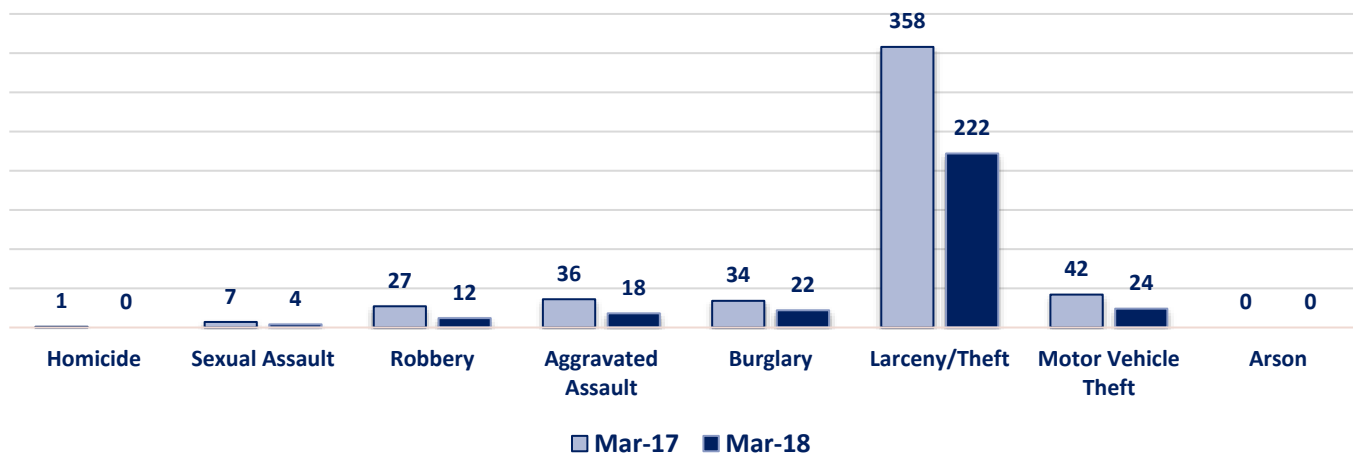
PART II OFFENSES

OFFENSE	MAR 17	MAR 18
Other Assaults	107	96
Forgery/Counterfeit	18	7
Fraud	62	32
Embezzlement	1	0
Stolen Property	14	4
Vandalism	62	46
Weapons	10	0
Prostitution	5	6
Sex Offenses	7	5
Drug Abuse	577	103
Gambling	3	0
Family Offenses	39	52
DUI	43	15
Liquor Laws	43	14
Drunkenness	59	82
Disorderly Conduct	38	14
All Other Offenses	555	274
Curfew/Loitering	2	0
Runaway	11	10
PART II TOTALS	1656	760

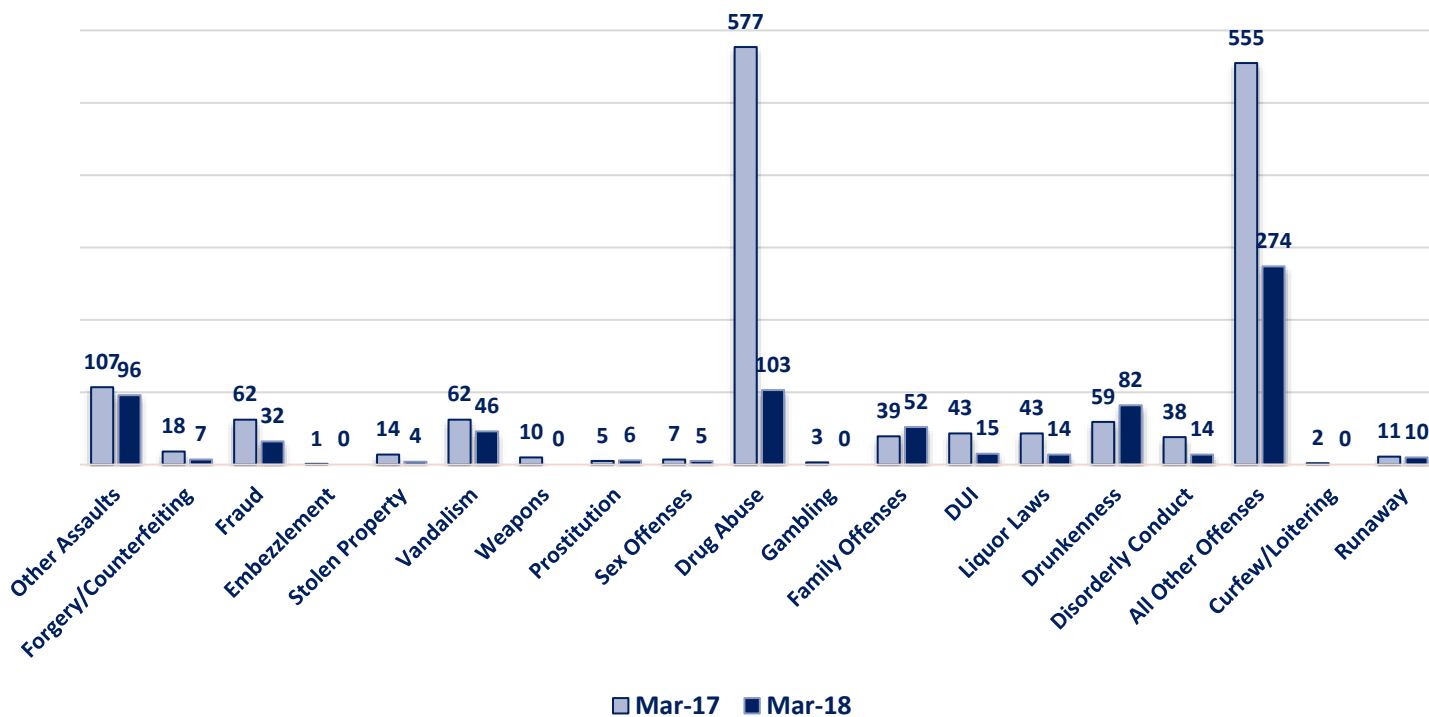
MARCH 2018 - Part I & II Offense Percentages



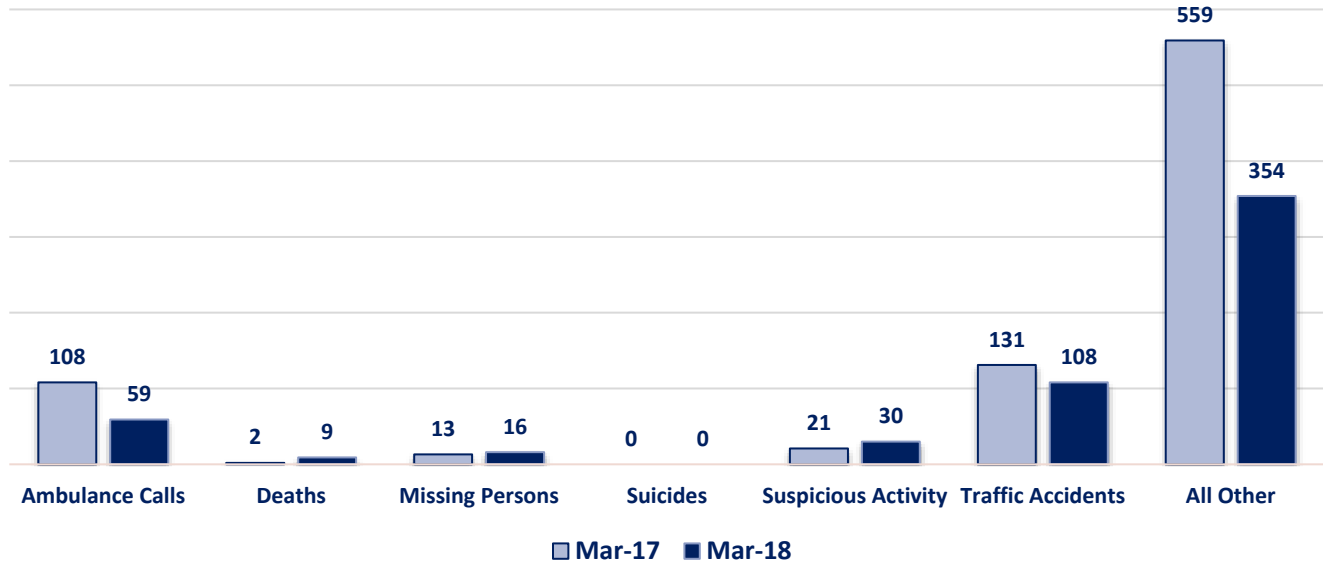
Part I Offenses



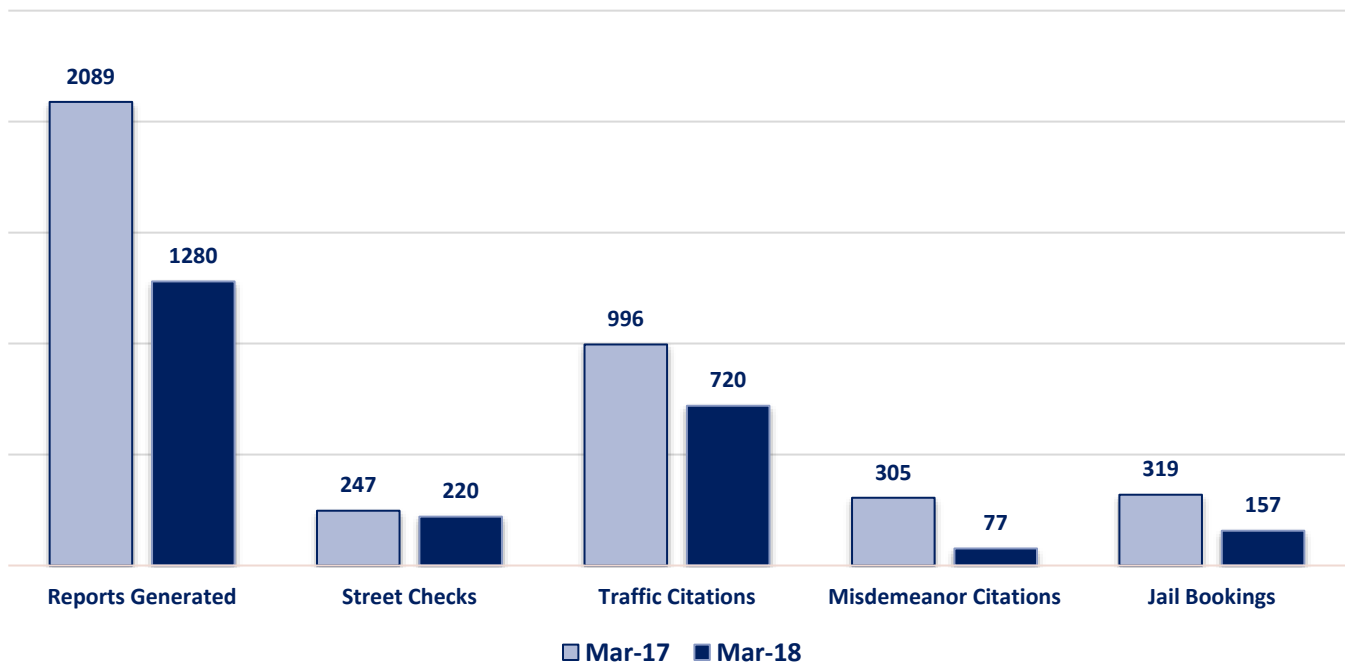
Part II Offenses



Non-UCR Offenses

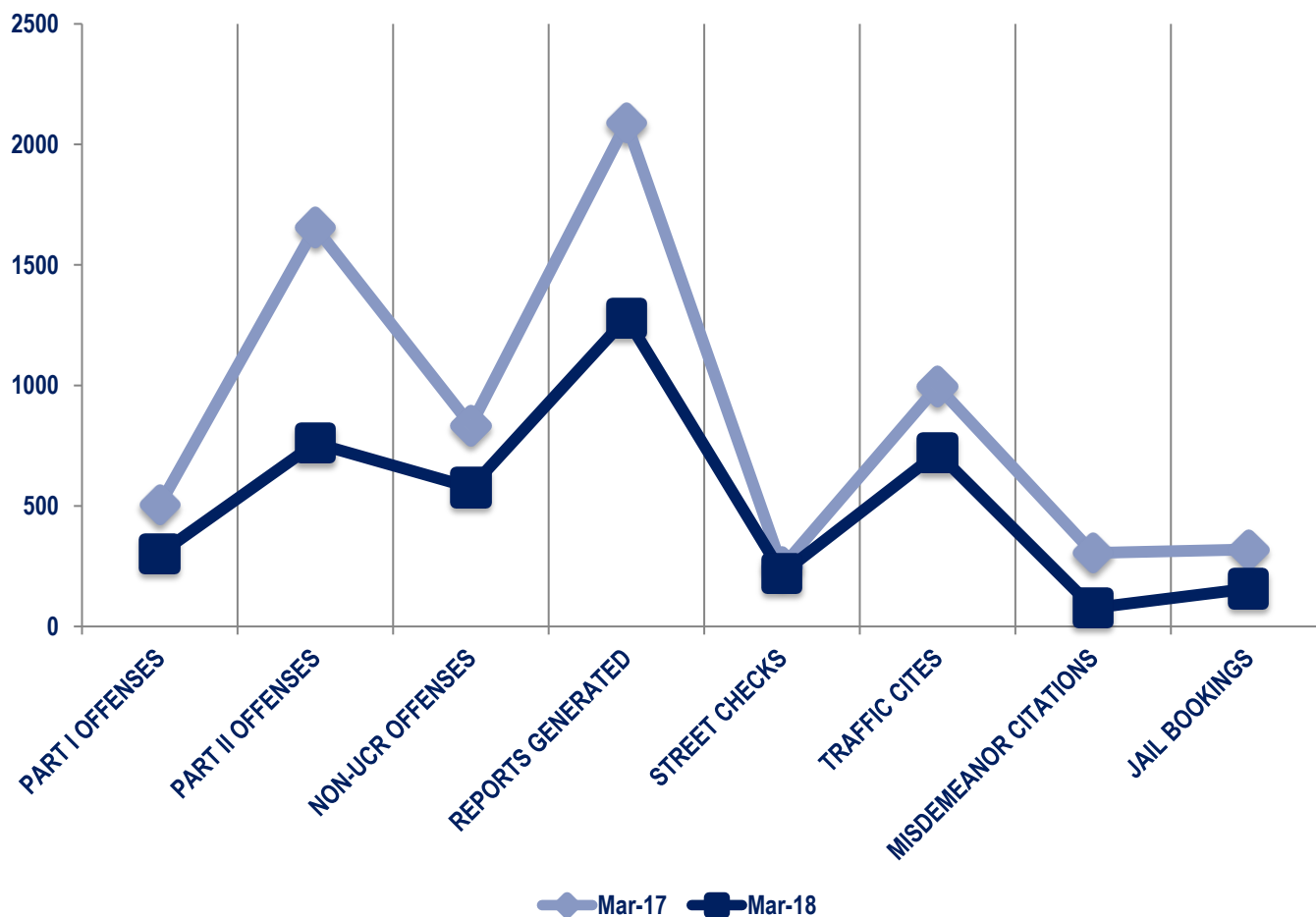


Other Event Totals



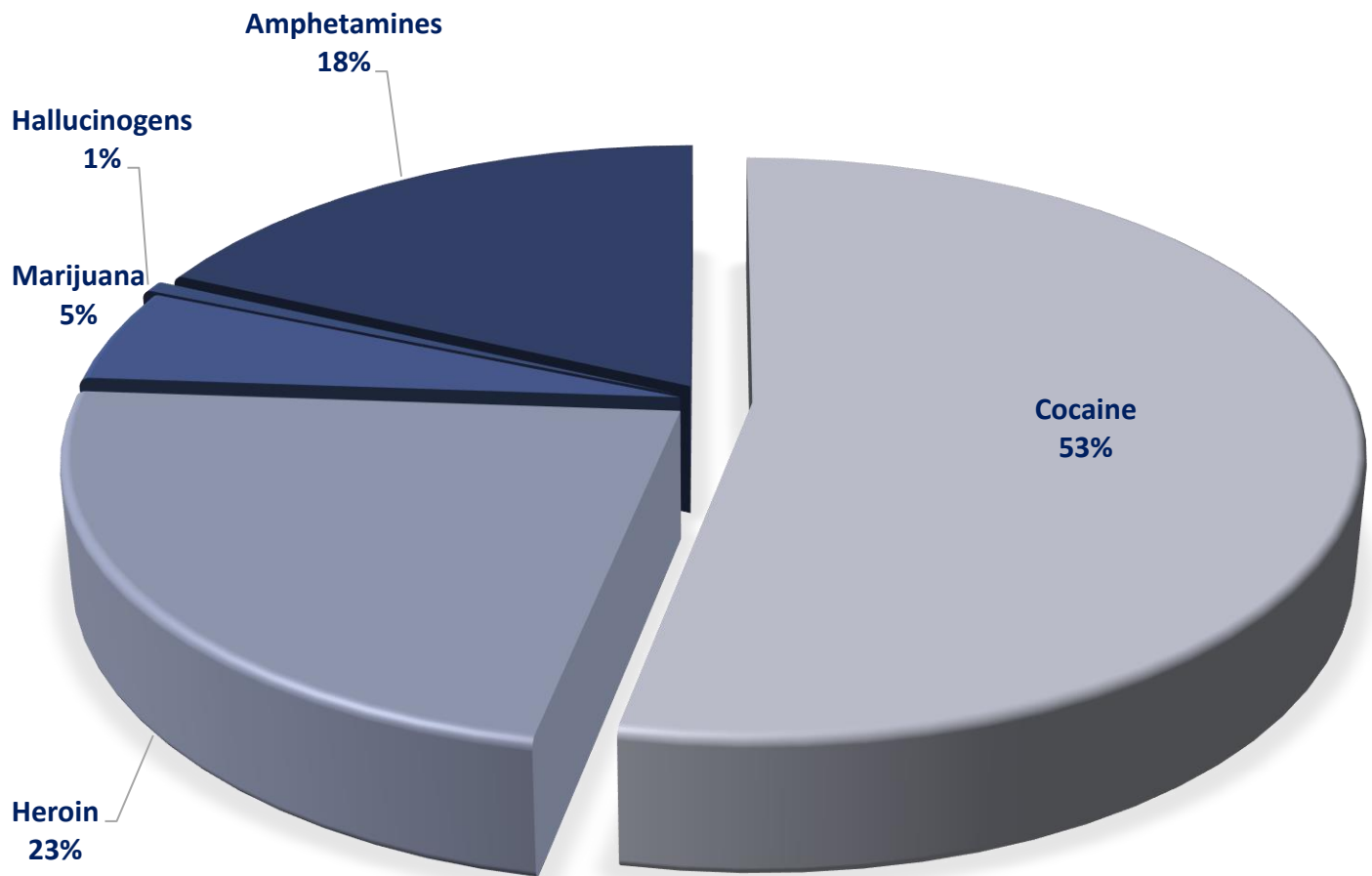
Combined Offense/Event Trends

	MAR 17	MAR 18
Part I Offenses	505	302
Part II Offenses	1656	760
NonUCR Offenses	834	576
Reports Generated	2089	1280
Street Checks	247	220
Traffic Citations	996	720
Misdemeanor Citations	305	77
Jail Bookings	319	157



Seized Drugs

TYPE	DOSES	STREET VALUE
Cocaine	18301.0	\$ 183,010.00
Heroin	7888.1	\$ 78,881.00
Marijuana	1786.9	\$ 10,721.54
Hallucinogens	205.8	\$ 411.57
Amphetamines	6222.0	\$ 62,220.00
TOTAL	34403.8	\$ 335,244.10



Part I & II Offenses - One Year

