



## CITY COUNCIL DISTRICT #7

### MONTHLY OFFENSE SUMMARY

MARCH 2018

These figures represent preliminary counts of original Police Incident Reports and include all offenses within the above listed City Council District only. Full statistical analysis to determine the confidence level of this data has not been performed. The results contained herein are approximate in relation to the listed area and may not fully coincide with data shown in other areas of SLCPD's Crime Statistics page such as Calls for Service, Crimes Trending, and Crime Reports due to and reflective of departmental procedures that were in place at the time the event occurred and the date this data was compiled. Results displayed are not distinguished as attempted or completed crimes, do not include other calls for police service, and only represent police service where a report was made. Police Incident Reports are classified by primary offense categories as defined by the Uniform Crime Reporting (UCR) system. However, data is not subjected to any other standards set forth under UCR. Although every reasonable verification effort is made, the accuracy of any data is subject to the constraints of the report generation process as well as the manner, format, and point in time of any query.

<b>PART I OFFENSES:</b>	Chosen by the FBI as Part I Offenses because they are serious crimes that occur with regularity in all areas of the country and are likely to be reported to Police.
<b>PART II OFFENSES:</b>	All other crimes other than the eight Part I Offenses. The Uniform Crime Reporting Program gathers only arrest data for Part II Offenses, however, SLCPD results displayed in this document display all Part II Offenses, regardless of the presence of arrest data.
<b>ALL OTHER OFFENSES:</b>	Under the Part II Offense section, 'All Other Offenses' include Peeping Tom, Trespass, Kidnap/Abduction, Pornography, Extortion/Blackmail, Bribery, Warrants, Sexual Offenses, Obstruction, Public Peace, and Hit & Run.
<b>NON-UCR OFFENSES:</b>	Non-UCR Offenses include reports for all other offenses not classified as a Part I or Part II Offense. Results displayed separate some of these offenses such as Ambulance Calls, Deaths, Missing Persons, Suicides, Suspicious Activity, and Traffic Accidents.
<b>ALL OTHER NON-UCR:</b>	Under the Non-UCR category, 'All Other' include the remainder of offenses not classified as Part I or Part II and not separated from the Non-UCR Offenses. These include things such as Loud Parties, Barking Dogs, Mentally Ill Subjects, Citizen Assistance, etc.
<b>LOW NUMBER OFFENSES:</b>	On page two, in the interest of space and allowing for easier viewing, the category titled 'Low Number Offenses' include Part I and Part II Offenses from page one that have totals under the amount of 12.

## Offenses

PART I OFFENSES

OFFENSE	MAR 17	MAR 18
Homicide	0	0
Sexual Assault	2	4
Robbery	2	4
Aggravated Assault	3	4
Burglary	11	18
Larceny/Theft	126	64
Motor Vehicle Theft	13	7
Arson	0	0
<b>PART I TOTALS</b>	<b>157</b>	<b>101</b>

NON-UCR OFFENSES

Ambulance Calls	7	7
Deaths	1	3
Missing Persons	1	2
Suicides	3	1
Suspicious Activity	6	7
Traffic Accidents	53	68
All Other	101	94
<b>NON-UCR TOTALS</b>	<b>172</b>	<b>182</b>

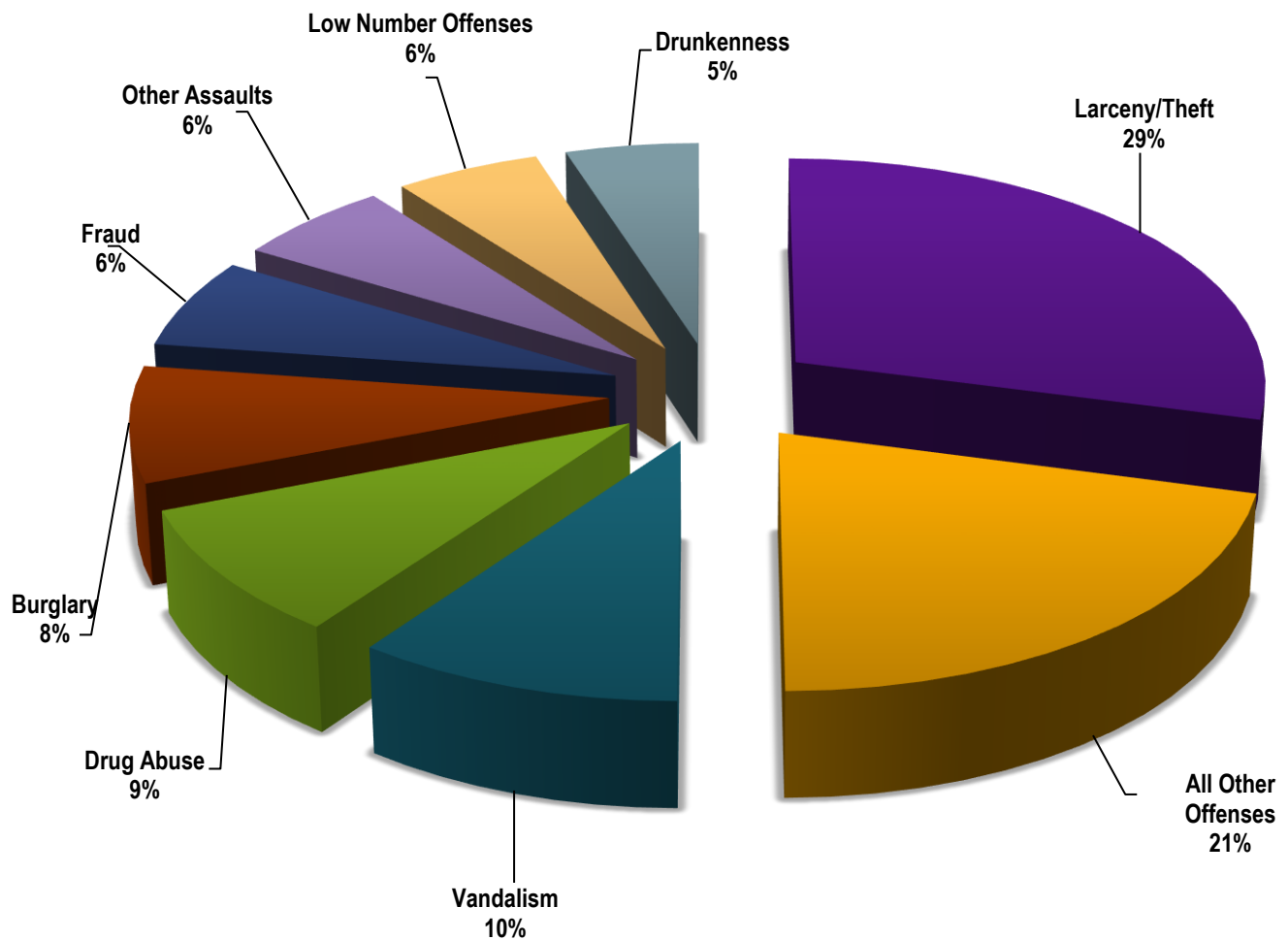
TOTALS

<b>PART I OFFENSES</b>	<b>157</b>	<b>101</b>
<b>PART II OFFENSES</b>	<b>214</b>	<b>165</b>
<b>NON-UCR OFFENSES</b>	<b>172</b>	<b>182</b>
<b>TOTAL</b>	<b>543</b>	<b>448</b>

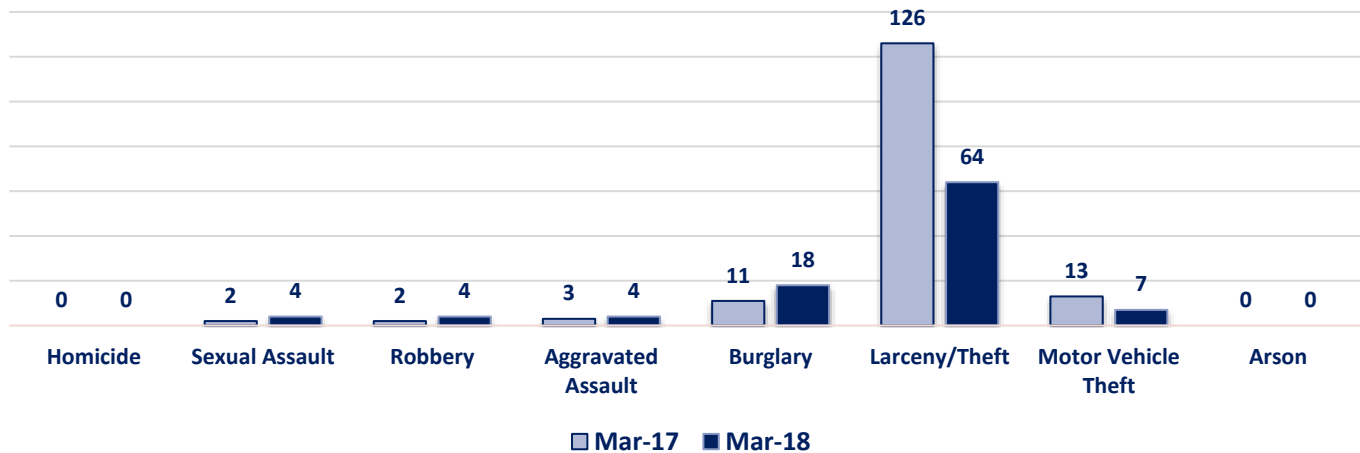
PART II OFFENSES

OFFENSE	MAR 17	MAR 18
Other Assaults	23	13
Forgery/Counterfeit	9	6
Fraud	27	14
Embezzlement	0	0
Stolen Property	1	0
Vandalism	26	22
Weapons	1	1
Prostitution	1	2
Sex Offenses	1	4
Drug Abuse	18	20
Gambling	0	0
Family Offenses	16	12
DUI	5	5
Liquor Laws	3	0
Drunkenness	11	11
Disorderly Conduct	3	9
All Other Offenses	69	46
Curfew/Loitering	0	0
Runaway	0	0
<b>PART II TOTALS</b>	<b>214</b>	<b>165</b>

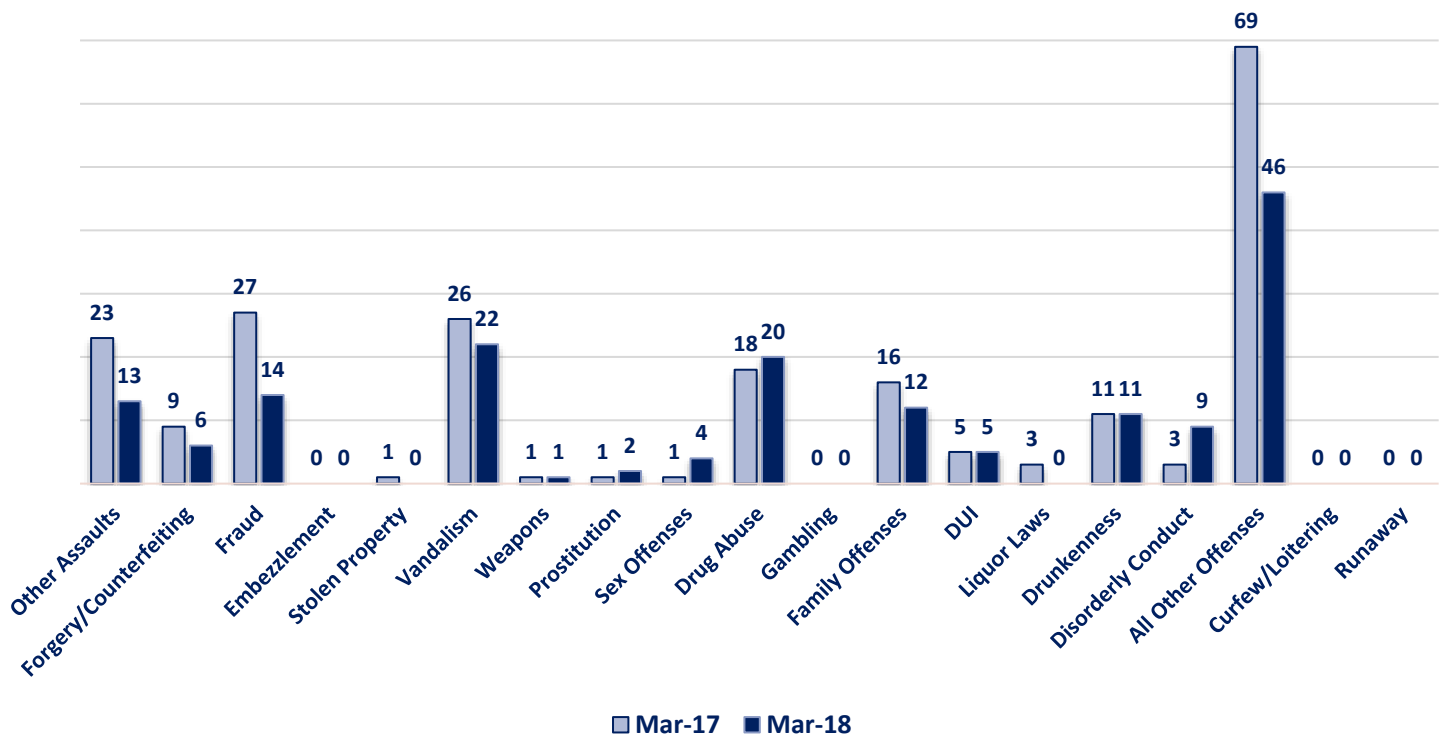
## MARCH 2018 - Part I & II Offense Percentages



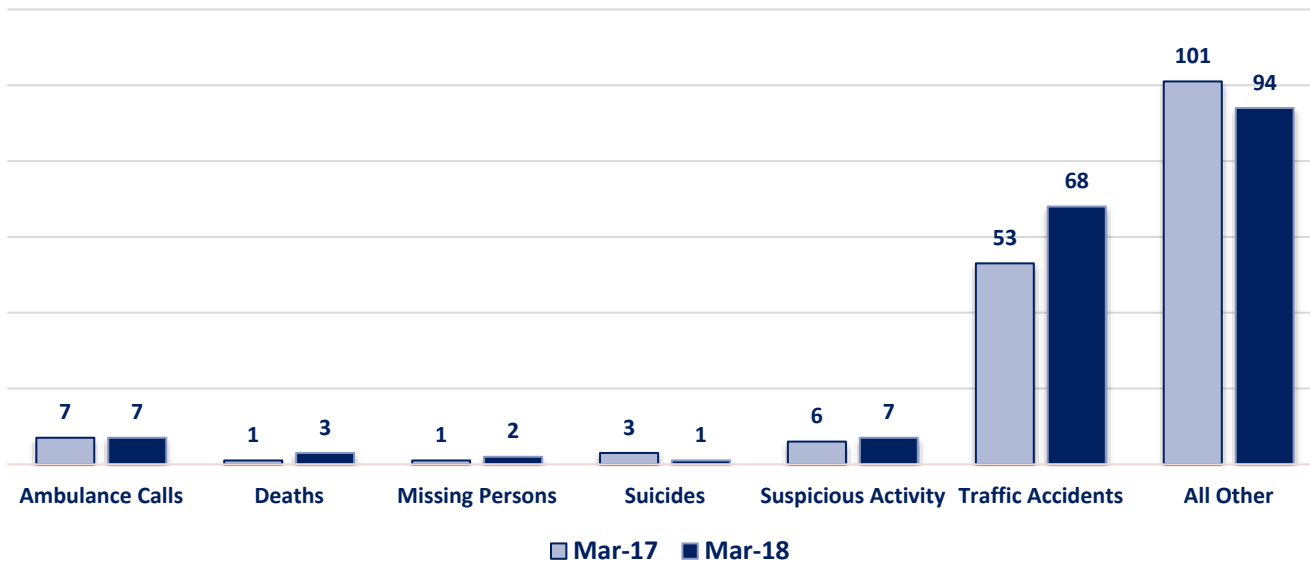
### Part I Offenses



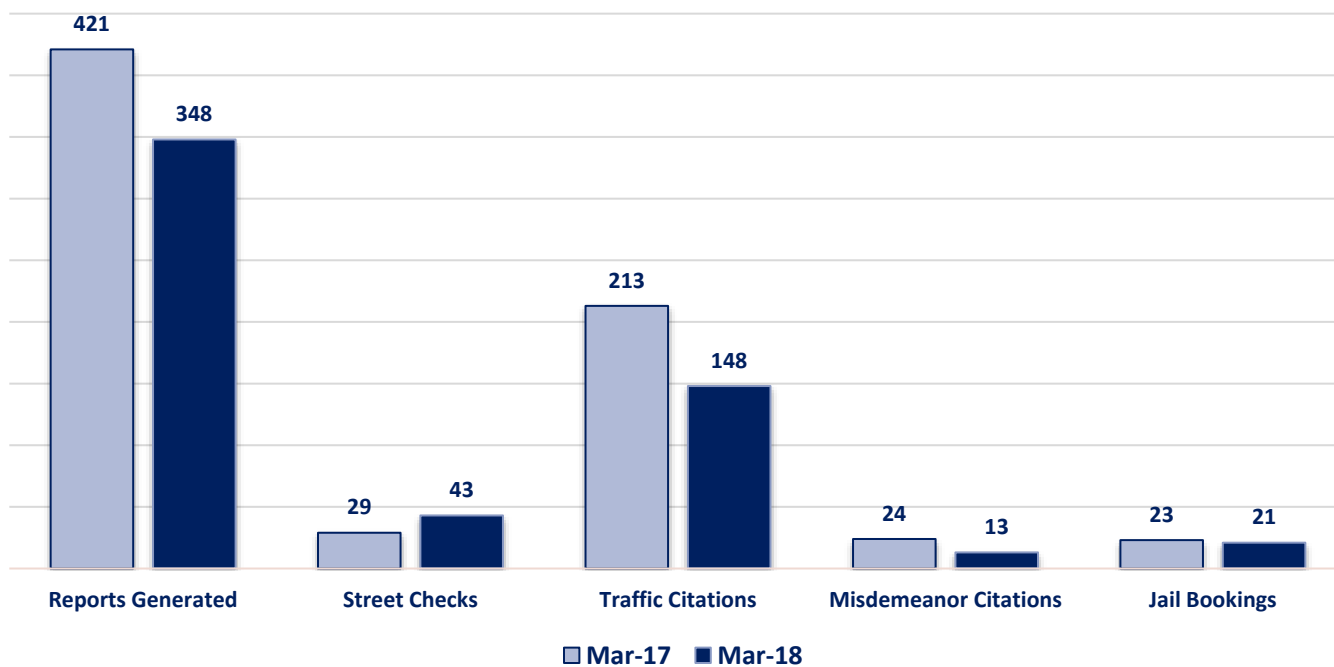
### Part II Offenses



### Non-UCR Offenses

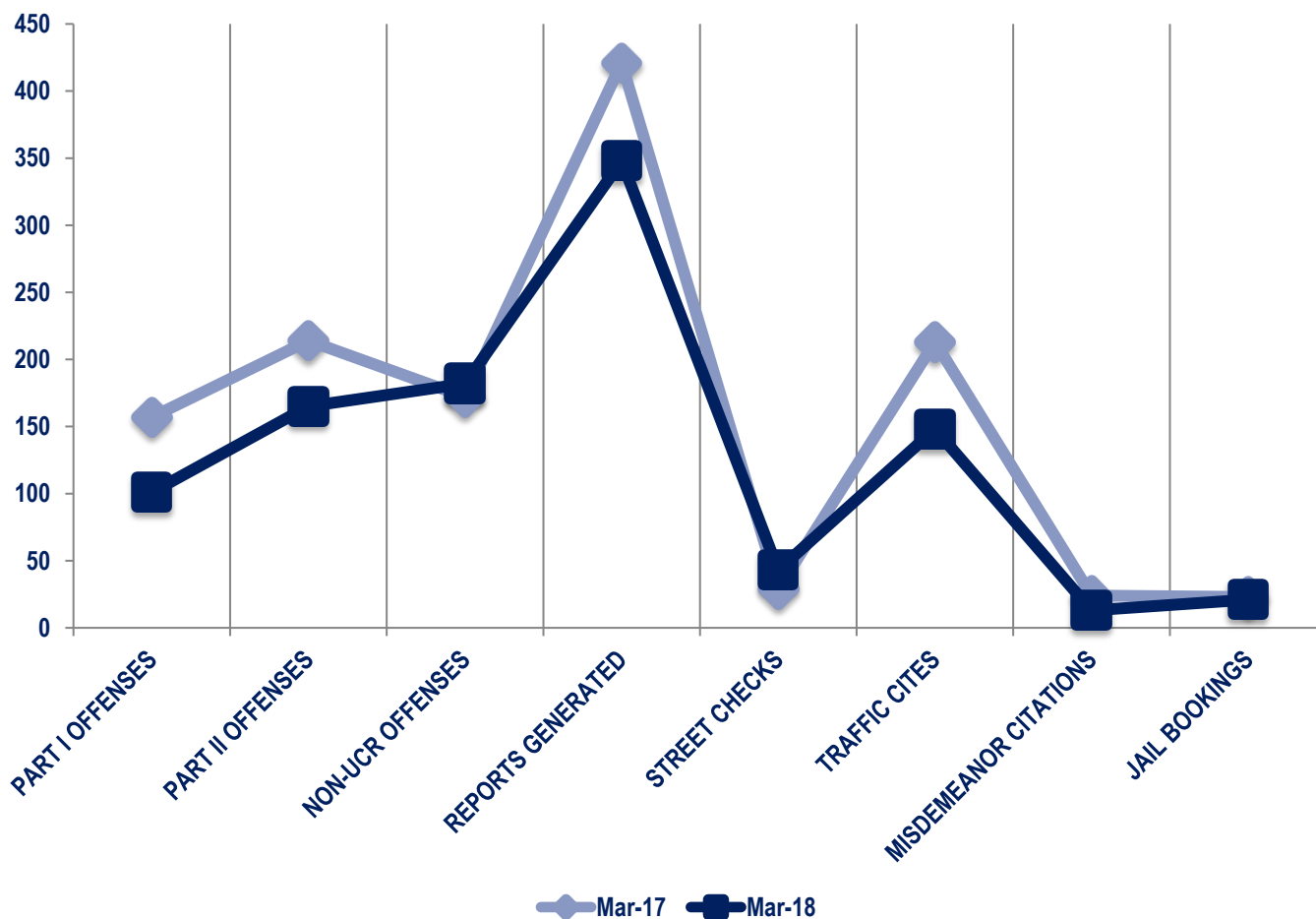


### Other Event Totals



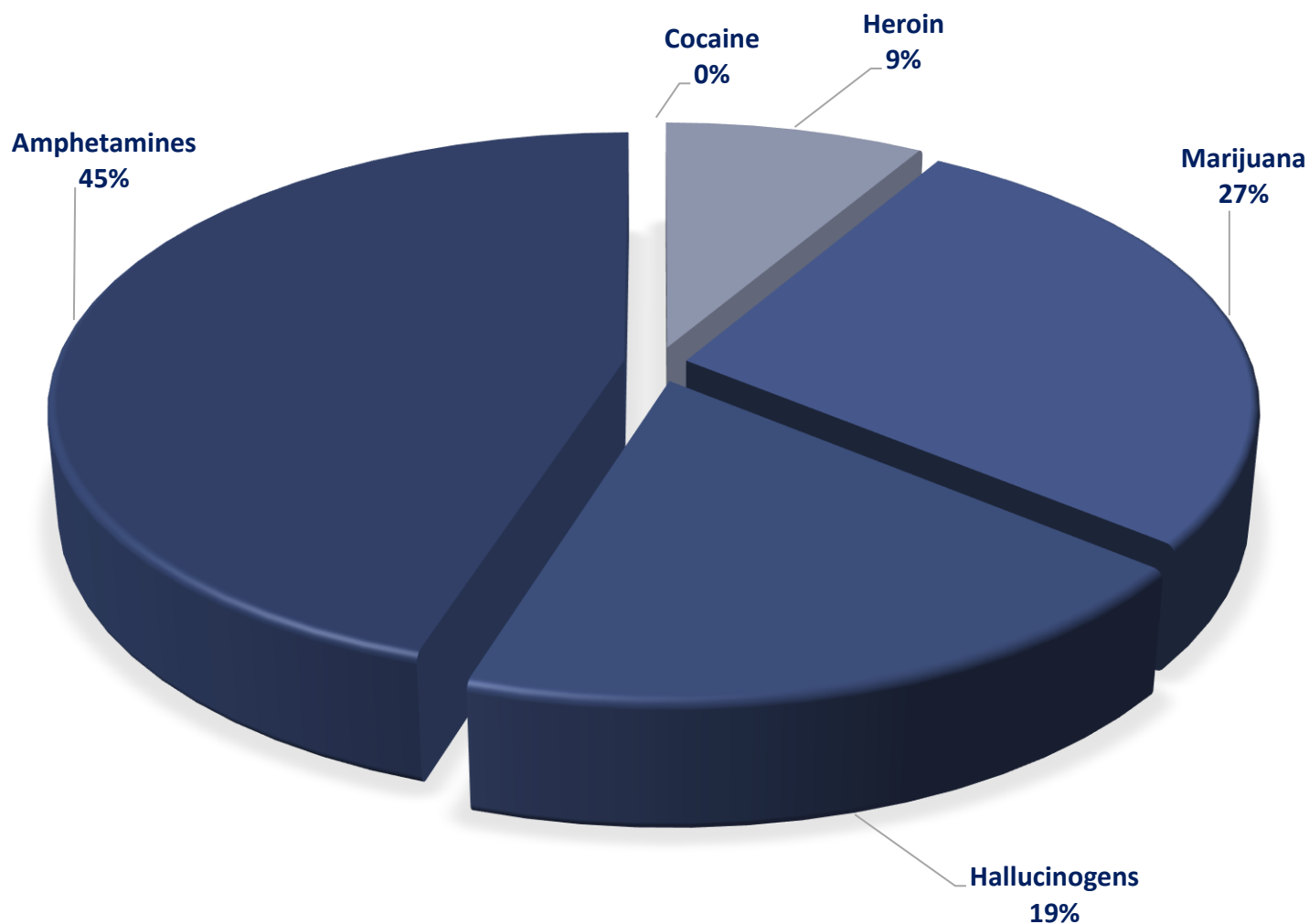
## Combined Offense/Event Trends

	MAR 17	MAR 18
<b>Part I Offenses</b>	157	101
<b>Part II Offenses</b>	214	165
<b>NonUCR Offenses</b>	172	182
<b>Reports Generated</b>	421	348
<b>Street Checks</b>	29	43
<b>Traffic Citations</b>	213	148
<b>Misdemeanor Citations</b>	24	13
<b>Jail Bookings</b>	23	21

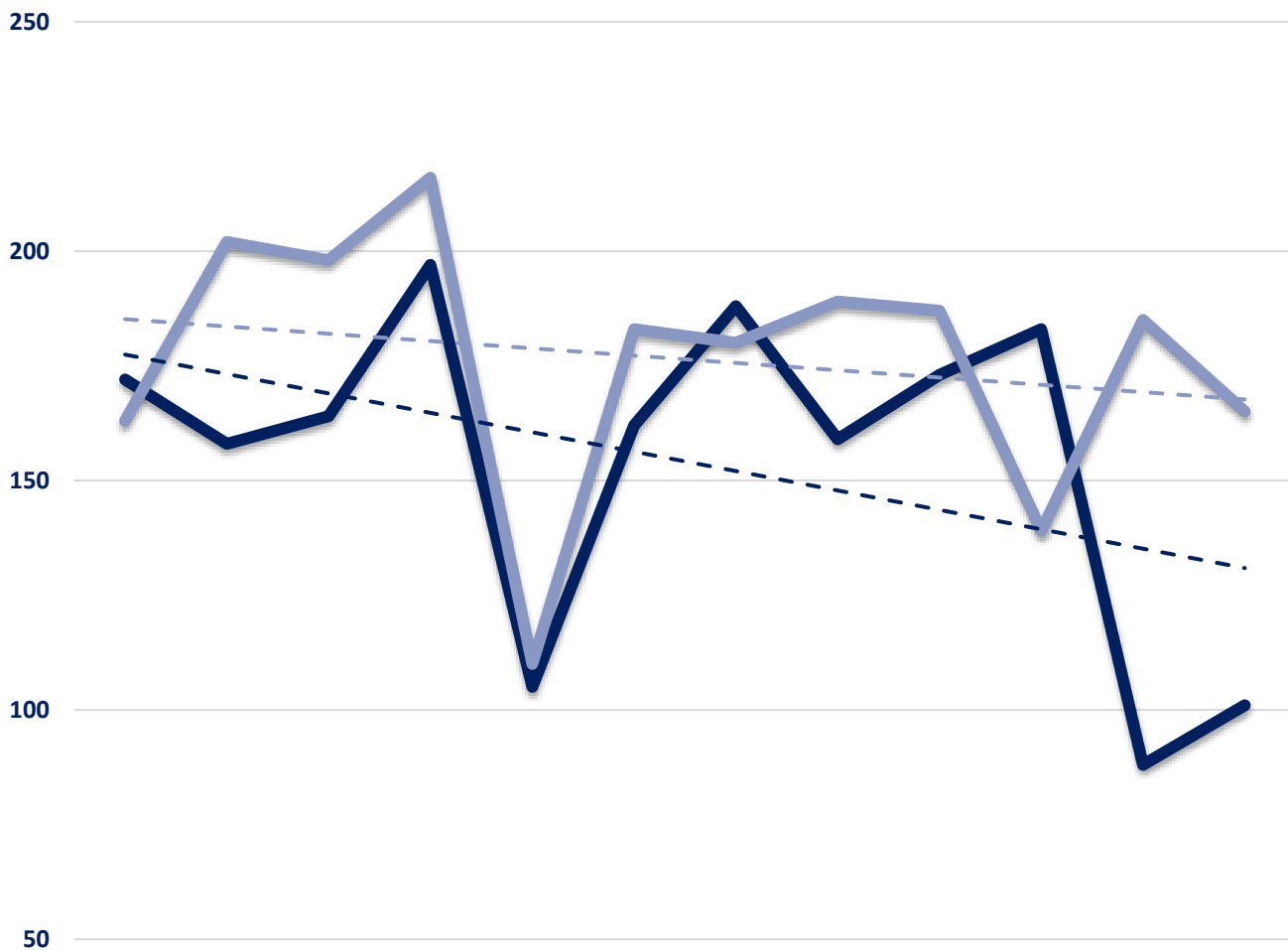


### Seized Drugs

TYPE	DOSES	STREET VALUE
Cocaine	0.0	\$ -
Heroin	12.7	\$ 126.75
Marijuana	40.7	\$ 244.45
Hallucinogens	28.2	\$ 56.44
Amphetamines	67.0	\$ 670.00
<b>TOTAL</b>	<b>148.6</b>	<b>\$ 1,097.64</b>



### Part I & II Offenses - One Year



	APR 2017	MAY 2017	JUN 2017	JUL 2017	AUG 2017	SEP 2017	OCT 2017	NOV 2017	DEC 2017	JAN 2018	FEB 2018	MAR 2018
<b>PART I</b>	172	158	164	197	105	162	188	159	173	183	88	101
<b>PART II</b>	163	202	198	216	110	183	180	189	187	139	185	165

— **PART I**    
 — **PART II**    
 - - - Part I Linear Forecast    
 - - - Part II Linear Forecast