



## CITY COUNCIL DISTRICT #5

### MONTHLY OFFENSE SUMMARY

APRIL 2018

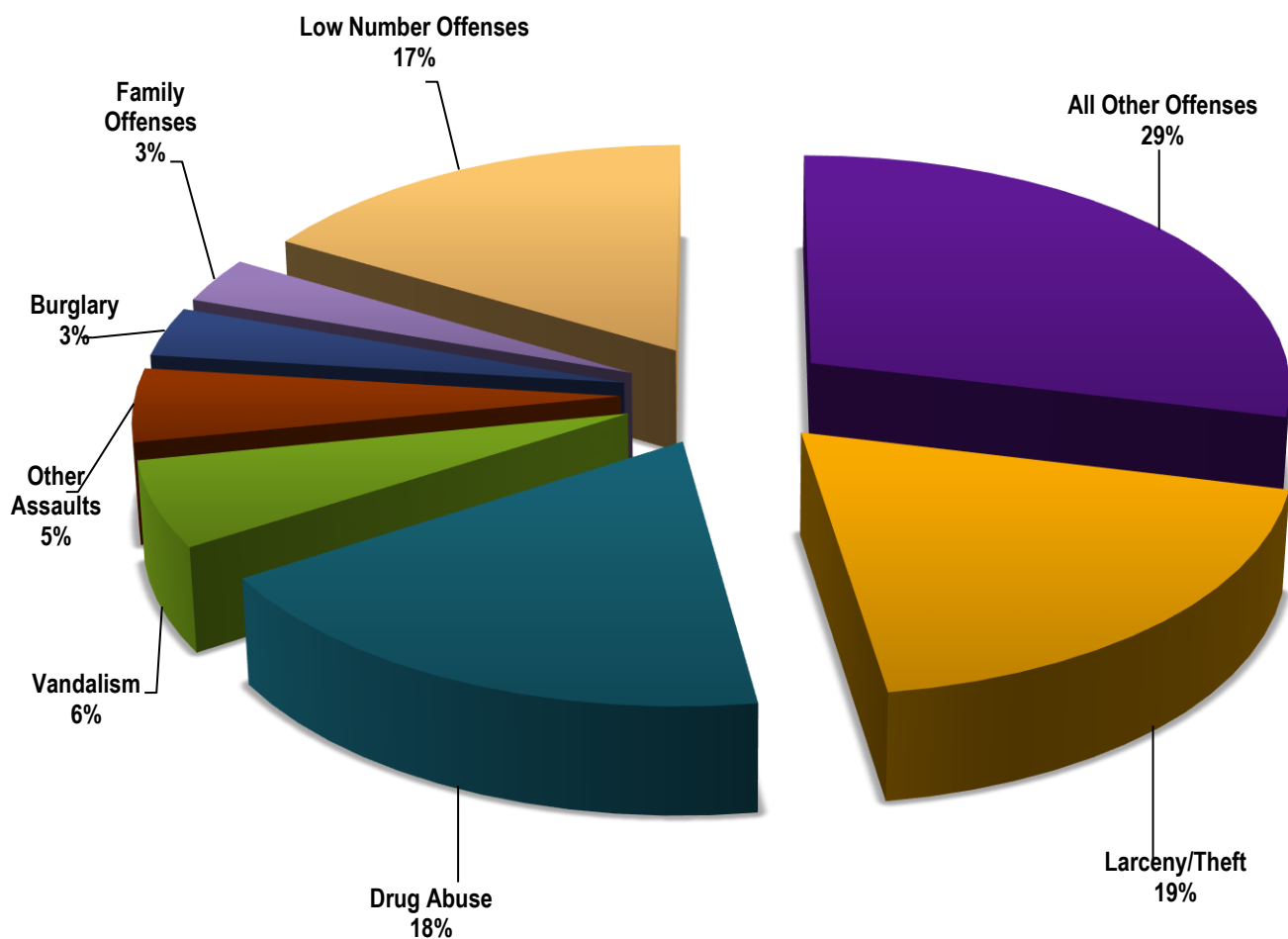
These figures represent preliminary counts of original Police Incident Reports and include all offenses within the above listed City Council District only. Full statistical analysis to determine the confidence level of this data has not been performed. The results contained herein are approximate in relation to the listed area and may not fully coincide with data shown in other areas of SLCPD's Crime Statistics page such as Calls for Service, Crimes Trending, and Crime Reports due to and reflective of departmental procedures that were in place at the time the event occurred and the date this data was compiled. Results displayed are not distinguished as attempted or completed crimes, do not include other calls for police service, and only represent police service where a report was made. Police Incident Reports are classified by primary offense categories as defined by the Uniform Crime Reporting (UCR) system. However, data is not subjected to any other standards set forth under UCR. Although every reasonable verification effort is made, the accuracy of any data is subject to the constraints of the report generation process as well as the manner, format, and point in time of any query.

<b>PART I OFFENSES:</b>	Chosen by the FBI as Part I Offenses because they are serious crimes that occur with regularity in all areas of the country and are likely to be reported to Police.
<b>PART II OFFENSES:</b>	All other crimes other than the eight Part I Offenses. The Uniform Crime Reporting Program gathers only arrest data for Part II Offenses, however, SLCPD results displayed in this document display all Part II Offenses, regardless of the presence of arrest data.
<b>ALL OTHER OFFENSES:</b>	Under the Part II Offense section, 'All Other Offenses' include Peeping Tom, Trespass, Kidnap/Abduction, Pornography, Extortion/Blackmail, Bribery, Warrants, Sexual Offenses, Obstruction, Public Peace, and Hit & Run.
<b>NON-UCR OFFENSES:</b>	Non-UCR Offenses include reports for all other offenses not classified as a Part I or Part II Offense. Results displayed separate some of these offenses such as Ambulance Calls, Deaths, Missing Persons, Suicides, Suspicious Activity, and Traffic Accidents.
<b>ALL OTHER NON-UCR:</b>	Under the Non-UCR category, 'All Other' include the remainder of offenses not classified as Part I or Part II and not separated from the Non-UCR Offenses. These include things such as Loud Parties, Barking Dogs, Mentally Ill Subjects, Citizen Assistance, etc.
<b>LOW NUMBER OFFENSES:</b>	On page two, in the interest of space and allowing for easier viewing, the category titled 'Low Number Offenses' include Part I and Part II Offenses from page one that have totals under the amount of 25.

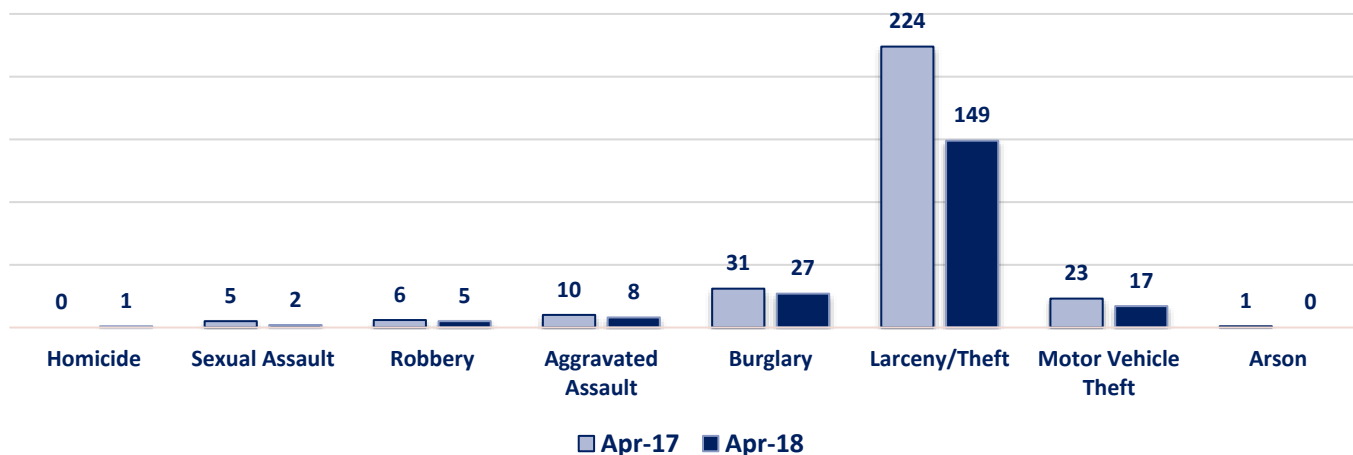
## Offenses

PART I OFFENSES	OFFENSE	APR 17	APR 18	OFFENSE	APR 17	APR 18
	Homicide	0	1	Other Assaults	68	40
	Sexual Assault	5	2	Forgery/Counterfeit	16	5
	Robbery	6	5	Fraud	30	21
	Aggravated Assault	10	8	Embezzlement	0	0
	Burglary	31	27	Stolen Property	10	5
	Larceny/Theft	224	149	Vandalism	53	47
	Motor Vehicle Theft	23	17	Weapons	9	7
	Arson	1	0	Prostitution	10	15
NON-UCR OFFENSES	<b>PART I TOTALS</b>	<b>300</b>	<b>209</b>	Sex Offenses	2	0
	Ambulance Calls	12	26	Drug Abuse	112	144
	Deaths	4	6	Gambling	0	0
	Missing Persons	5	3	Family Offenses	42	25
	Suicides	2	0	DUI	17	12
	Suspicious Activity	11	13	Liquor Laws	4	4
	Traffic Accidents	38	59	Drunkenness	24	19
	All Other	204	226	Disorderly Conduct	11	8
	<b>NON-UCR TOTALS</b>	<b>276</b>	<b>333</b>	All Other Offenses	188	227
TOTALS	<b>PART I OFFENSES</b>	300	209	Curfew/Loitering	1	0
	<b>PART II OFFENSES</b>	601	580	Runaway	4	1
	<b>NON-UCR OFFENSES</b>	276	333	<b>PART II TOTALS</b>	<b>601</b>	<b>580</b>
	<b>TOTAL</b>	<b>1177</b>	<b>1122</b>			

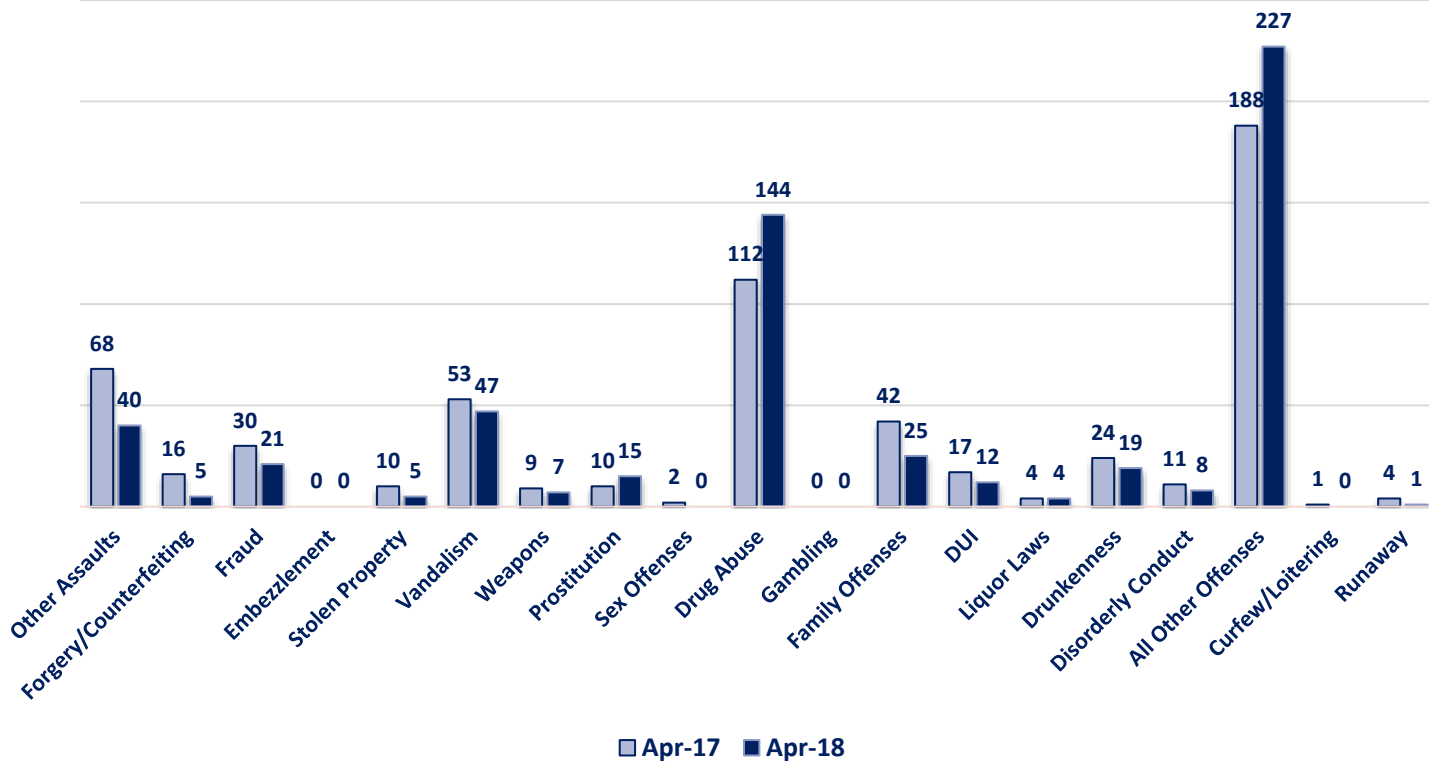
## APRIL 2018 - Part I & II Offense Percentages



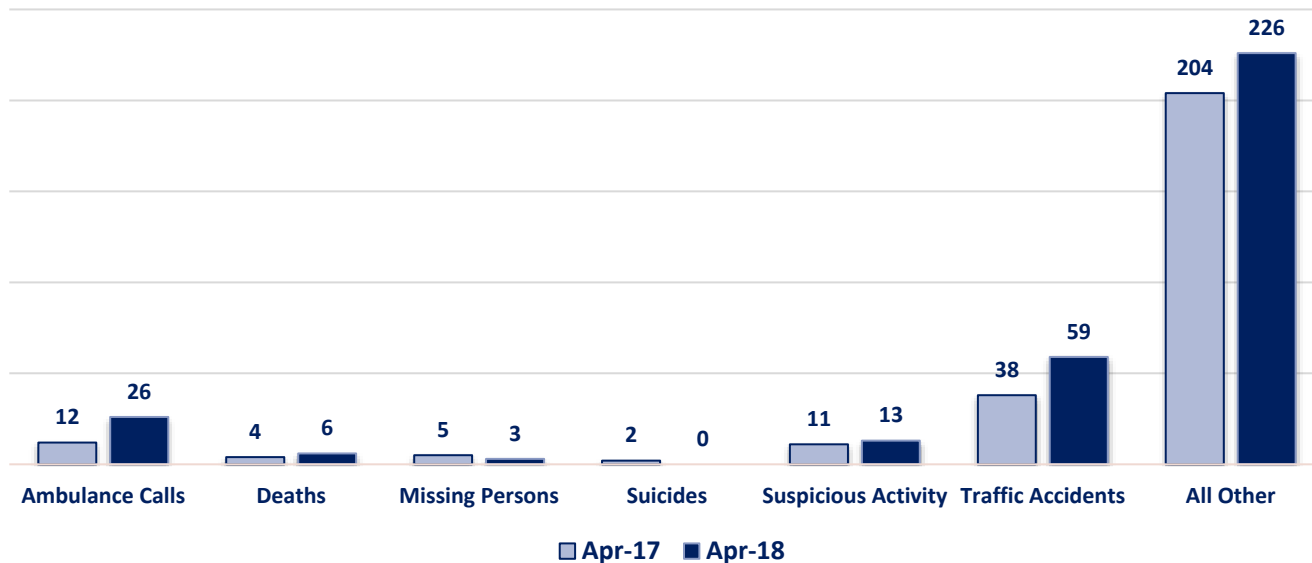
### Part I Offenses



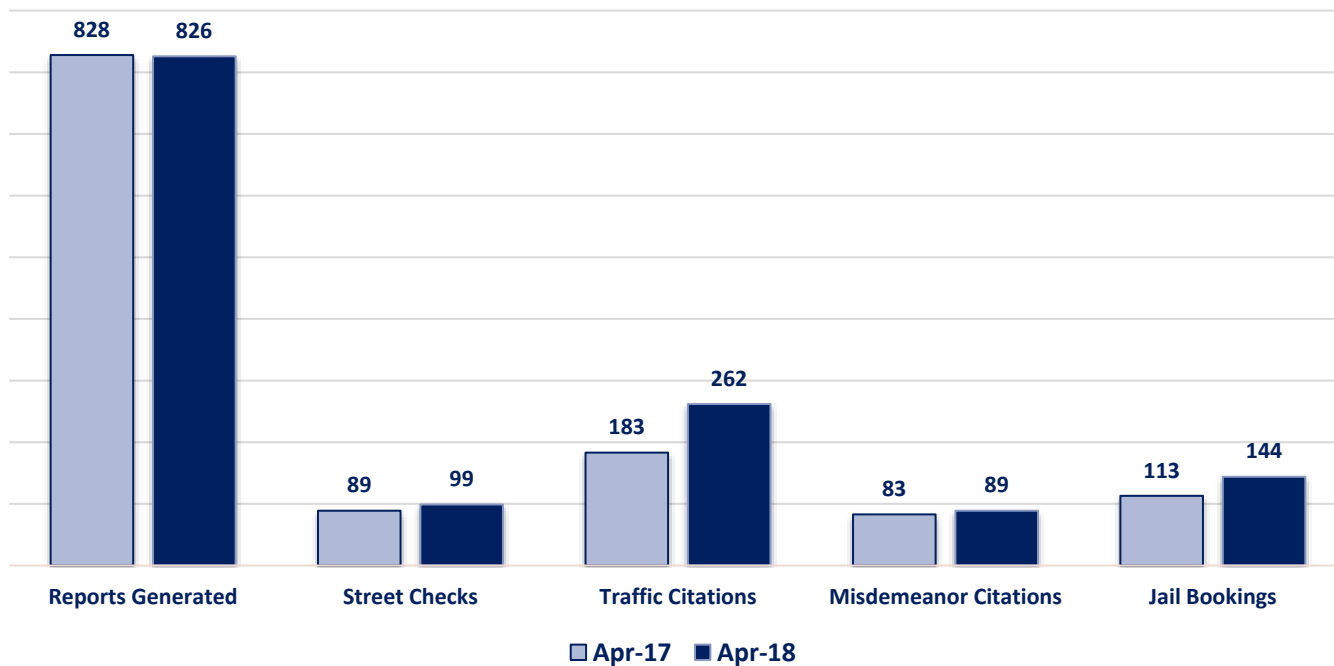
### Part II Offenses



### Non-UCR Offenses

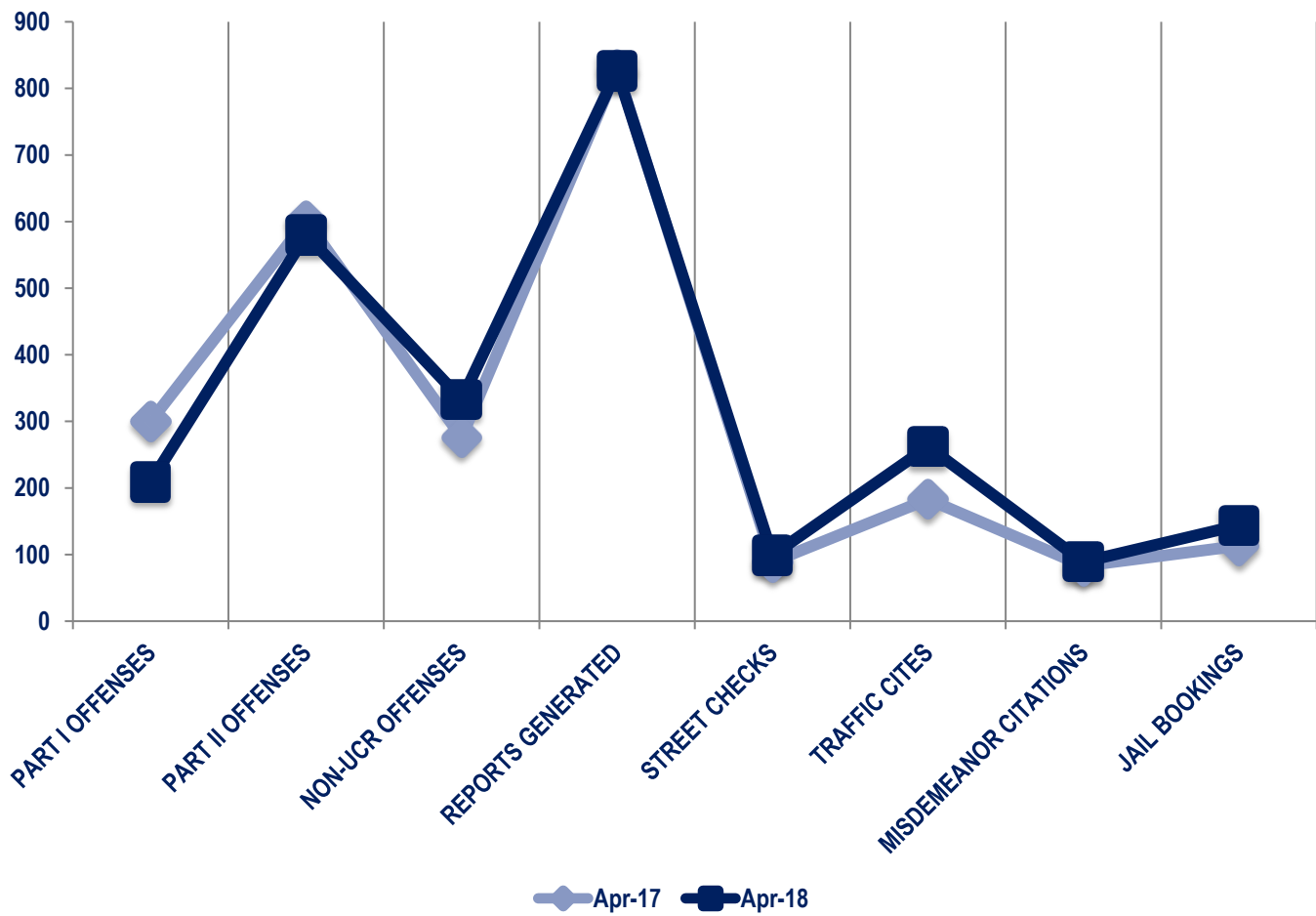


### Other Event Totals



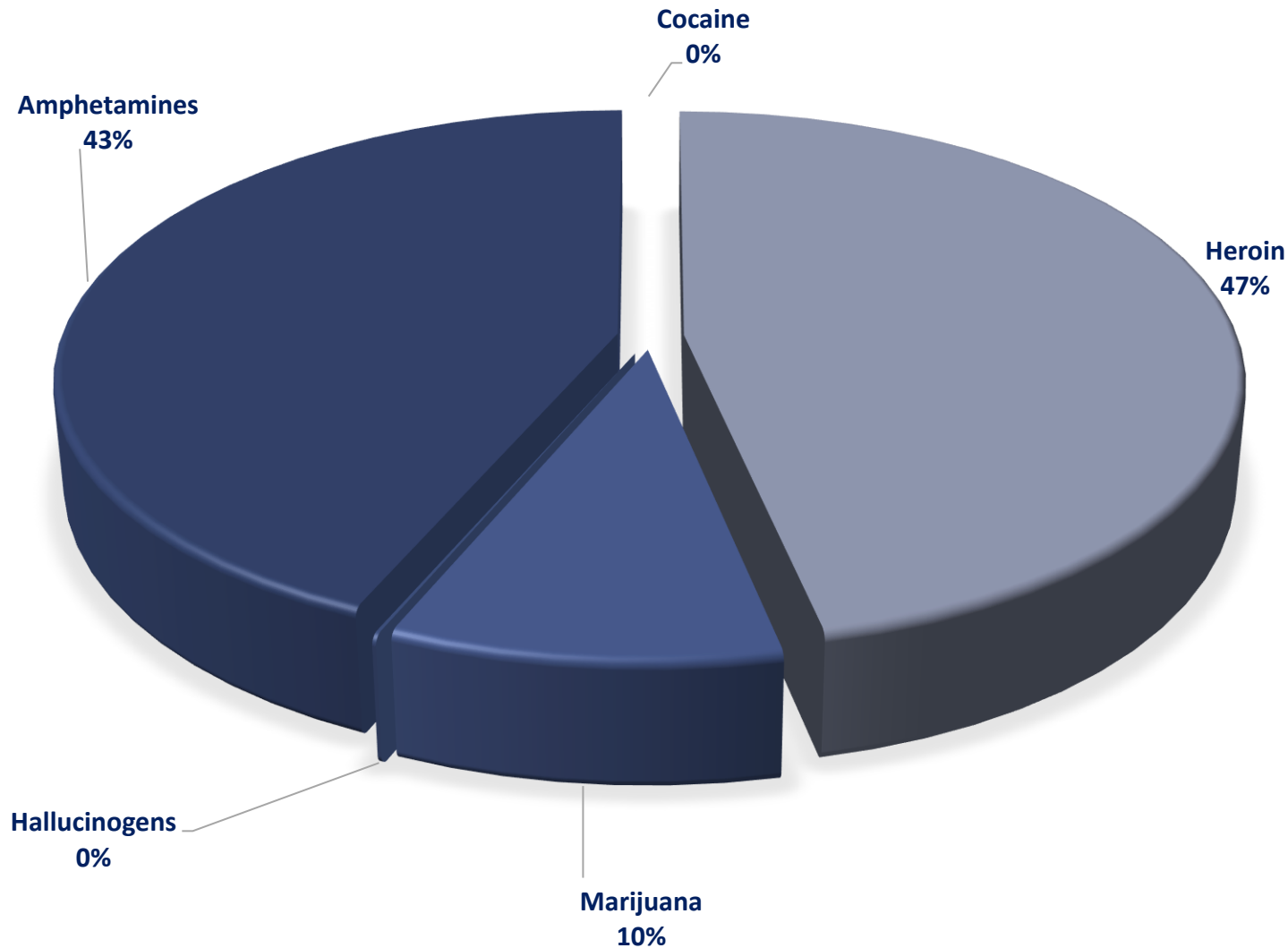
### Combined Offense/Event Trends

	APR 17	APR 18
<b>Part I Offenses</b>	300	209
<b>Part II Offenses</b>	601	580
<b>NonUCR Offenses</b>	276	333
<b>Reports Generated</b>	828	826
<b>Street Checks</b>	89	99
<b>Traffic Citations</b>	183	262
<b>Misdemeanor Citations</b>	83	89
<b>Jail Bookings</b>	113	144



### Seized Drugs

TYPE	DOSES	STREET VALUE
Cocaine	0.0	\$ -
Heroin	2431.6	\$ 24,316.00
Marijuana	507.3	\$ 3,044.01
Hallucinogens	5.3	\$ 10.58
Amphetamines	2265.3	\$ 22,652.60
<b>TOTAL</b>	<b>5209.5</b>	<b>\$ 50,023.19</b>



### Part I & II Offenses - One Year

