



CITY COUNCIL DISTRICT #7

MONTHLY OFFENSE SUMMARY

MAY 2018

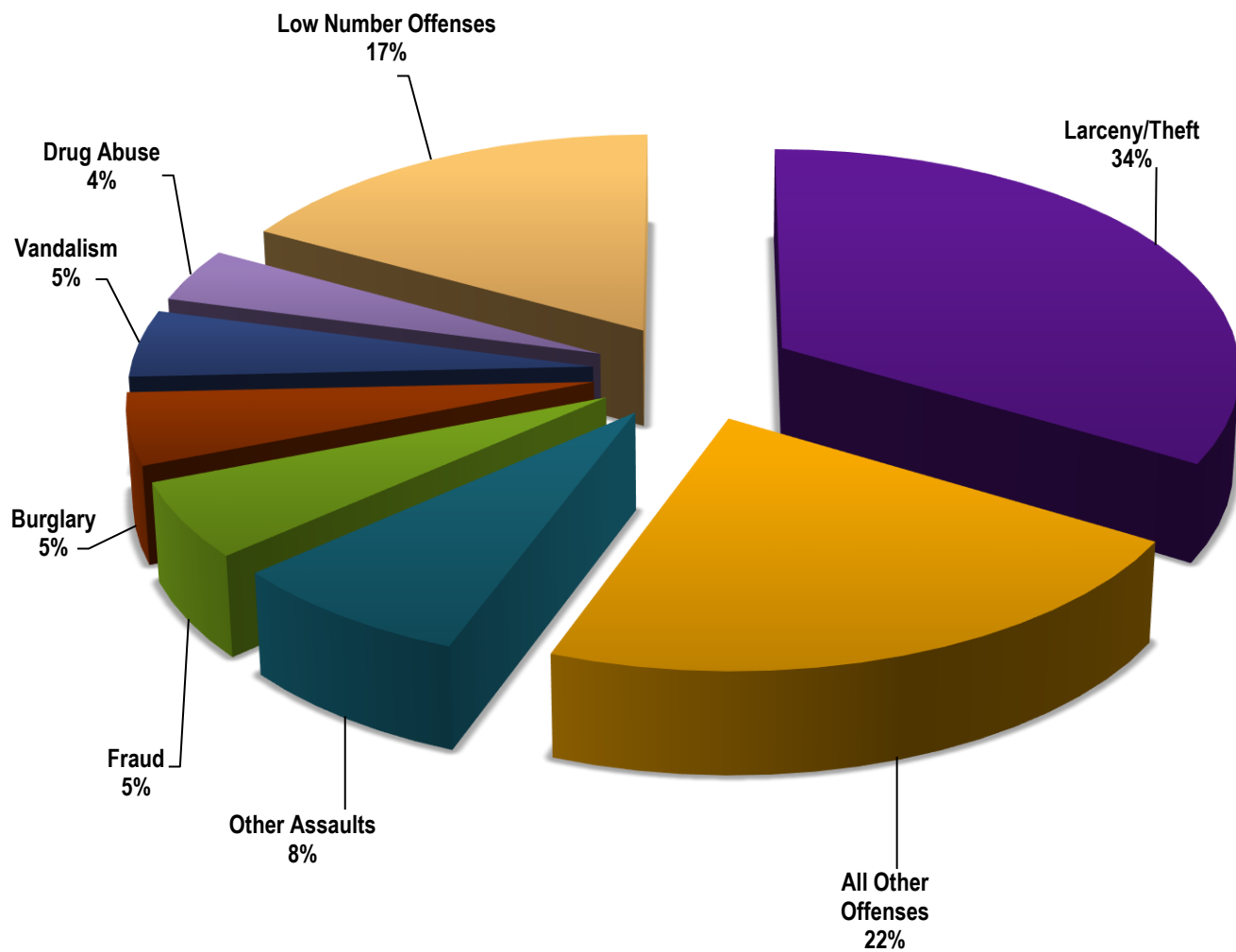
These figures represent preliminary counts of original Police Incident Reports and include all offenses within the above listed City Council District only. Full statistical analysis to determine the confidence level of this data has not been performed. The results contained herein are approximate in relation to the listed area and may not fully coincide with data shown in other areas of SLCPD's Crime Statistics page such as Calls for Service, Crimes Trending, and Crime Reports due to and reflective of departmental procedures that were in place at the time the event occurred and the date this data was compiled. Results displayed are not distinguished as attempted or completed crimes, do not include other calls for police service, and only represent police service where a report was made. Police Incident Reports are classified by primary offense categories as defined by the Uniform Crime Reporting (UCR) system. However, data is not subjected to any other standards set forth under UCR. Although every reasonable verification effort is made, the accuracy of any data is subject to the constraints of the report generation process as well as the manner, format, and point in time of any query.

PART I OFFENSES:	Chosen by the FBI as Part I Offenses because they are serious crimes that occur with regularity in all areas of the country and are likely to be reported to Police.
PART II OFFENSES:	All other crimes other than the eight Part I Offenses. The Uniform Crime Reporting Program gathers only arrest data for Part II Offenses, however, SLCPD results displayed in this document display all Part II Offenses, regardless of the presence of arrest data.
ALL OTHER OFFENSES:	Under the Part II Offense section, 'All Other Offenses' include Peeping Tom, Trespass, Kidnap/Abduction, Pornography, Extortion/Blackmail, Bribery, Warrants, Sexual Offenses, Obstruction, Public Peace, and Hit & Run.
NON-UCR OFFENSES:	Non-UCR Offenses include reports for all other offenses not classified as a Part I or Part II Offense. Results displayed separate some of these offenses such as Ambulance Calls, Deaths, Missing Persons, Suicides, Suspicious Activity, and Traffic Accidents.
ALL OTHER NON-UCR:	Under the Non-UCR category, 'All Other' include the remainder of offenses not classified as Part I or Part II and not separated from the Non-UCR Offenses. These include things such as Loud Parties, Barking Dogs, Mentally Ill Subjects, Citizen Assistance, etc.
LOW NUMBER OFFENSES:	On page two, in the interest of space and allowing for easier viewing, the category titled 'Low Number Offenses' include Part I and Part II Offenses from page one that have totals under the amount of 10.

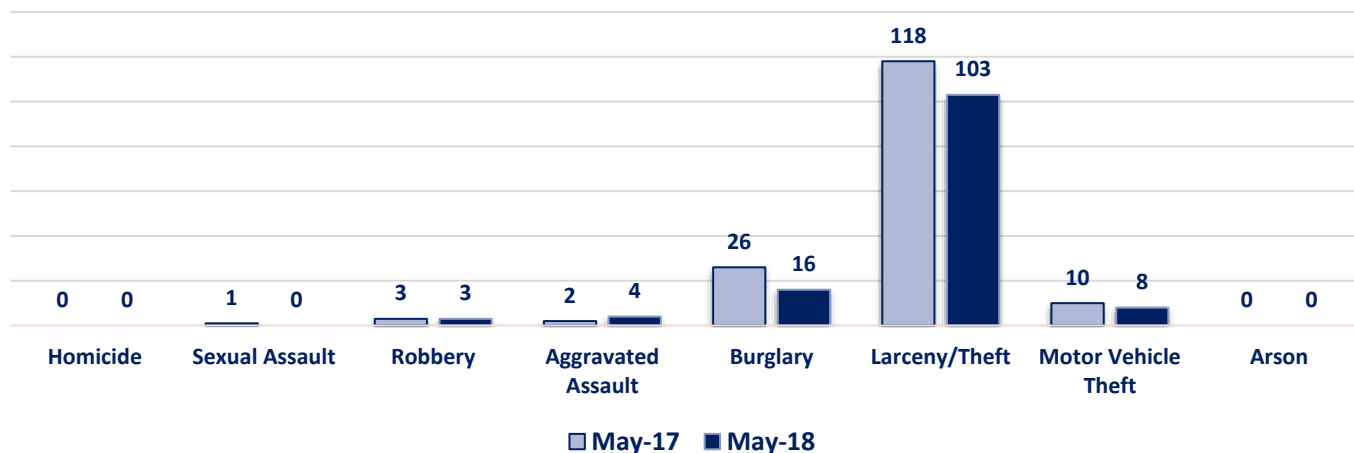
Offenses

PART I OFFENSES	OFFENSE	MAY 17	MAY 18	OFFENSE	MAY 17	MAY 18	PART II OFFENSES
	Homicide	0	0	Other Assaults	24	24	
	Sexual Assault	1	0	Forgery/Counterfeit	7	3	
	Robbery	3	3	Fraud	27	17	
	Aggravated Assault	2	4	Embezzlement	0	0	
	Burglary	26	16	Stolen Property	2	1	
	Larceny/Theft	118	103	Vandalism	30	15	
	Motor Vehicle Theft	10	8	Weapons	1	0	
	Arson	0	0	Prostitution	0	1	
NON-UCR OFFENSES	PART I TOTALS	160	134	Sex Offenses	3	2	PART II OFFENSES
	Ambulance Calls	13	6	Drug Abuse	22	12	
	Deaths	2	2	Gambling	0	0	
	Missing Persons	2	2	Family Offenses	10	5	
	Suicides	0	2	DUI	3	4	
	Suspicious Activity	11	11	Liquor Laws	3	4	
	Traffic Accidents	70	70	Drunkenness	7	12	
	All Other	94	103	Disorderly Conduct	1	4	
	NON-UCR TOTALS	192	196	All Other Offenses	65	68	
TOTALS	PART I OFFENSES	160	134	Curfew/Loitering	0	0	PART II OFFENSES
	PART II OFFENSES	207	173	Runaway	2	1	
	NON-UCR OFFENSES	192	196	PART II TOTALS	207	173	
	TOTAL	559	503				

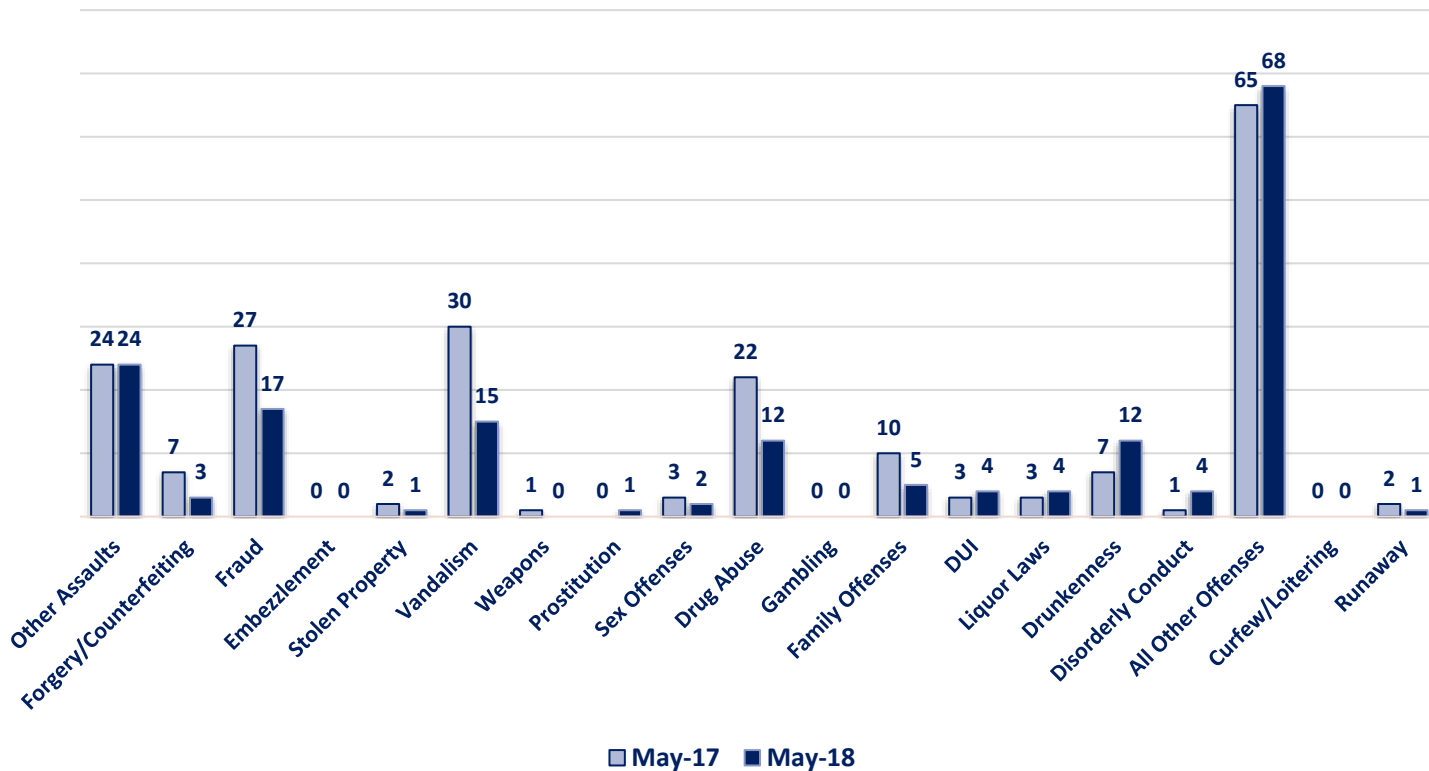
May 2018 - Part I & II Offense Percentages



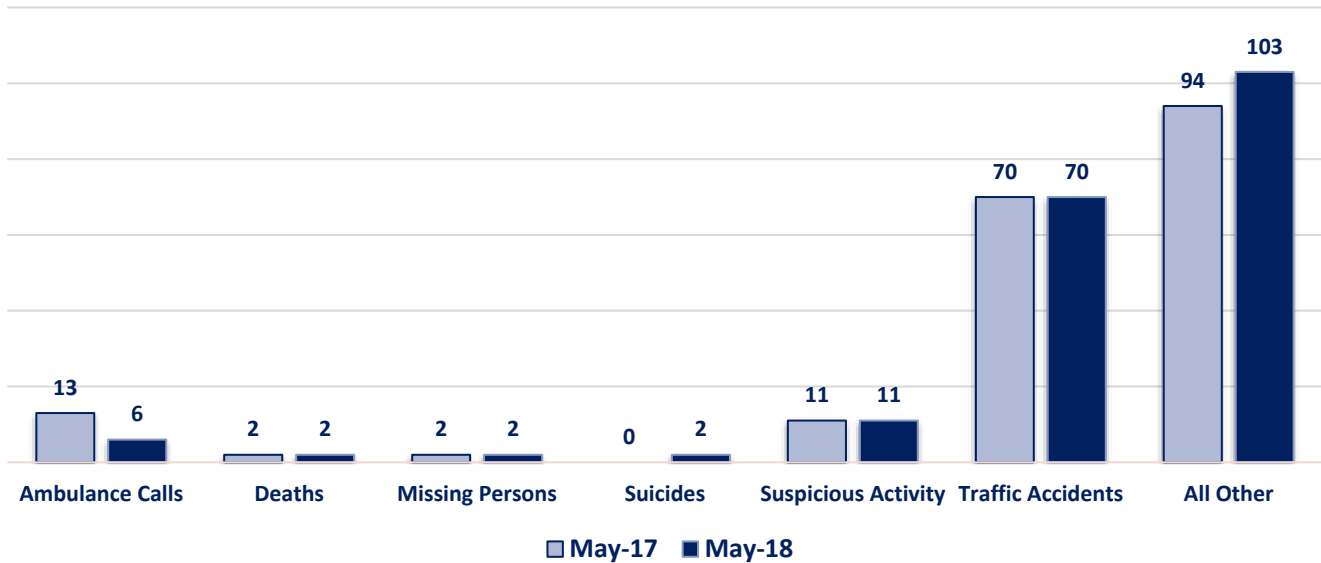
Part I Offenses



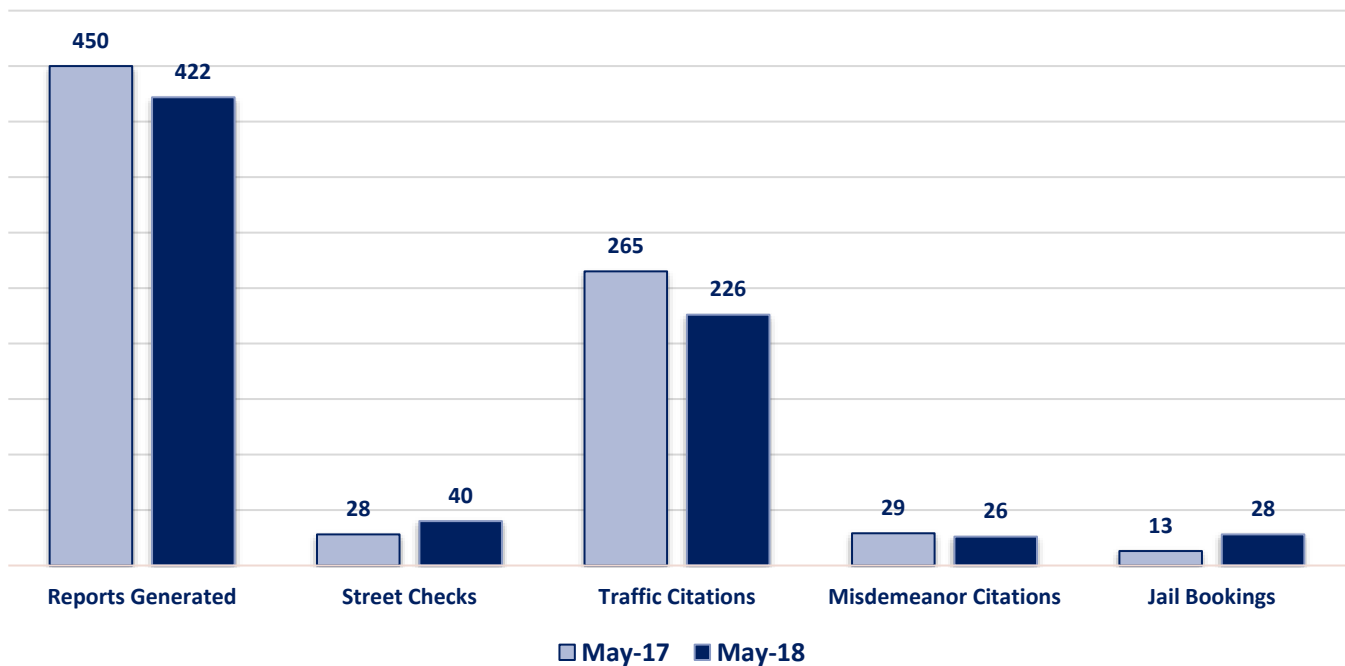
Part II Offenses



Non-UCR Offenses

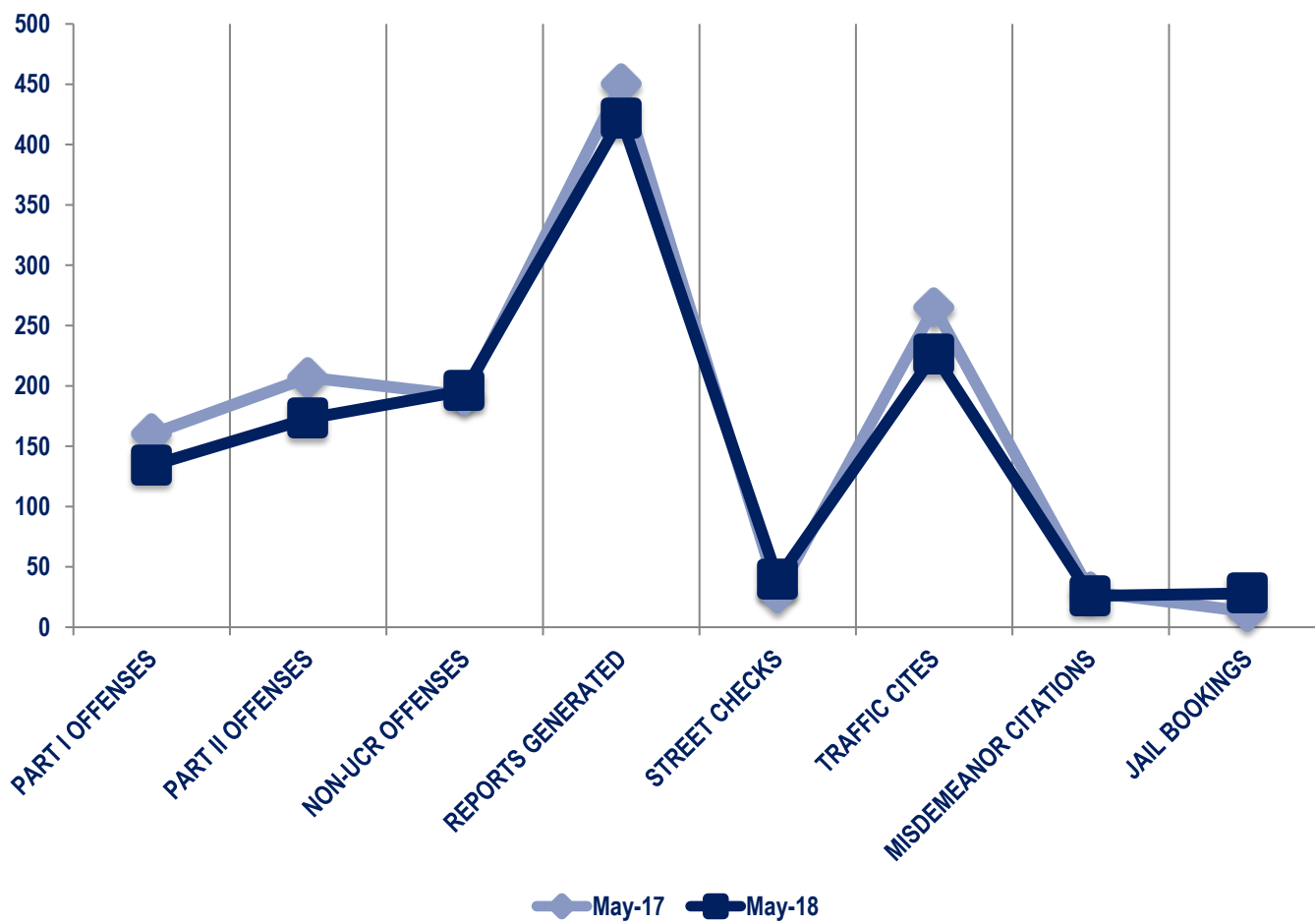


Other Event Totals



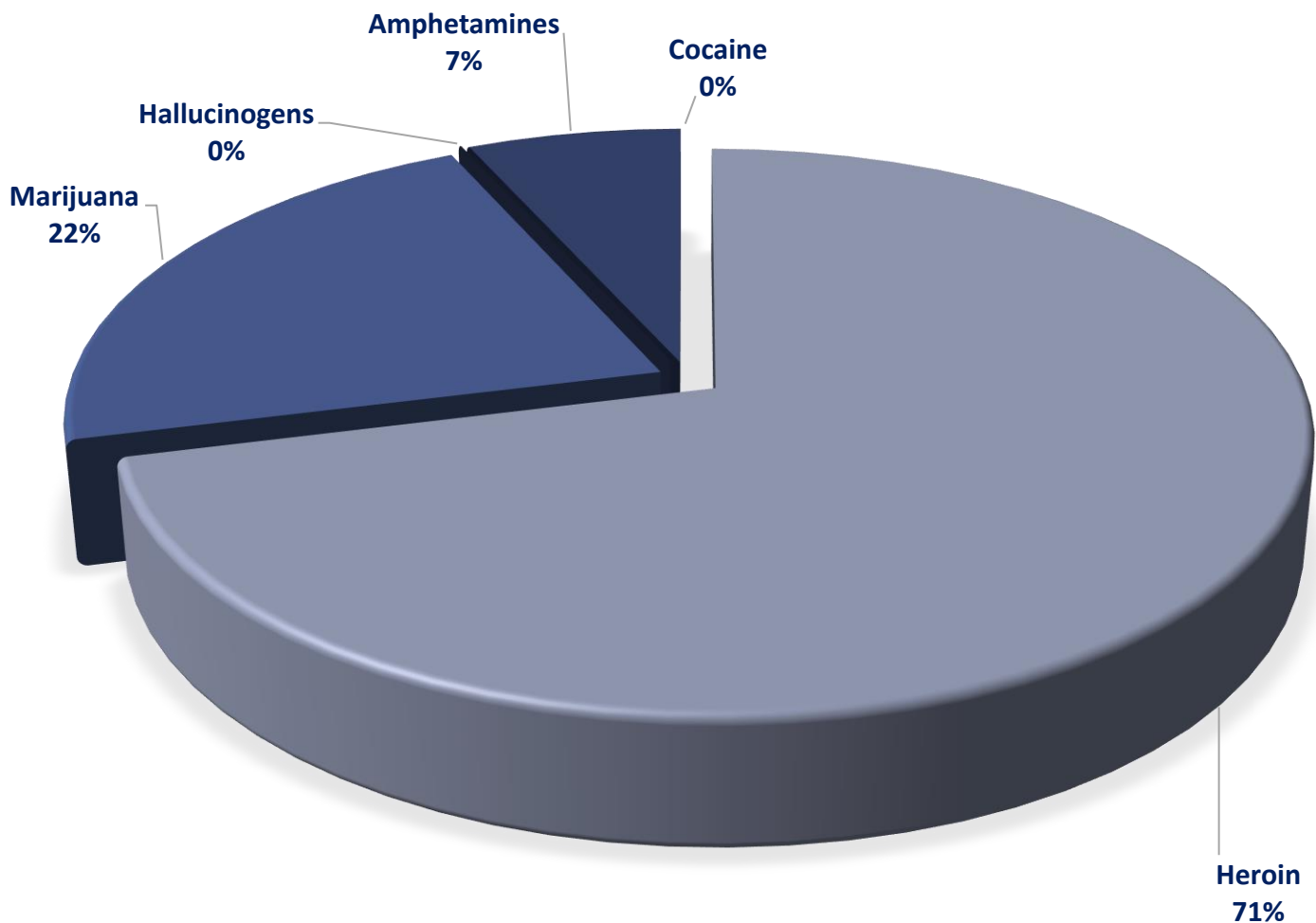
Combined Offense/Event Trends

	MAY 2017	MAY 2018
Part I Offenses	160	134
Part II Offenses	207	173
NonUCR Offenses	192	196
Reports Generated	450	422
Street Checks	28	40
Traffic Citations	265	226
Misdemeanor Citations	29	26
Jail Bookings	13	28



Seized Drugs

TYPE	DOSES	STREET VALUE
Cocaine	0.0	\$ -
Heroin	21.0	\$ 210.00
Marijuana	6.5	\$ 39.15
Hallucinogens	0.0	\$ -
Amphetamines	2.0	\$ 20.00
TOTAL	29.5	\$ 269.15



Part I & II Offenses - One Year

