



## CITY COUNCIL DISTRICT #2

### MONTHLY OFFENSE SUMMARY

**JUNE 2018**

These figures represent preliminary counts of original Police Incident Reports and include all offenses within the above listed City Council District only. Full statistical analysis to determine the confidence level of this data has not been performed. The results contained herein are approximate in relation to the listed area and may not fully coincide with data shown in other areas of SLCPD's Crime Statistics page such as Calls for Service, Crimes Trending, and Crime Reports due to and reflective of departmental procedures that were in place at the time the event occurred and the date this data was compiled. Results displayed are not distinguished as attempted or completed crimes, do not include other calls for police service, and only represent police service where a report was made. Police Incident Reports are classified by primary offense categories as defined by the Uniform Crime Reporting (UCR) system, however for this report all offenses are included, and each incident may have more than one offense listed on it. In cases where there is more than one offense listed, all offenses are counted individually. Although every reasonable verification effort is made, the accuracy of any data is subject to the constraints of the report generation process as well as the manner, format, and point in time of any query.

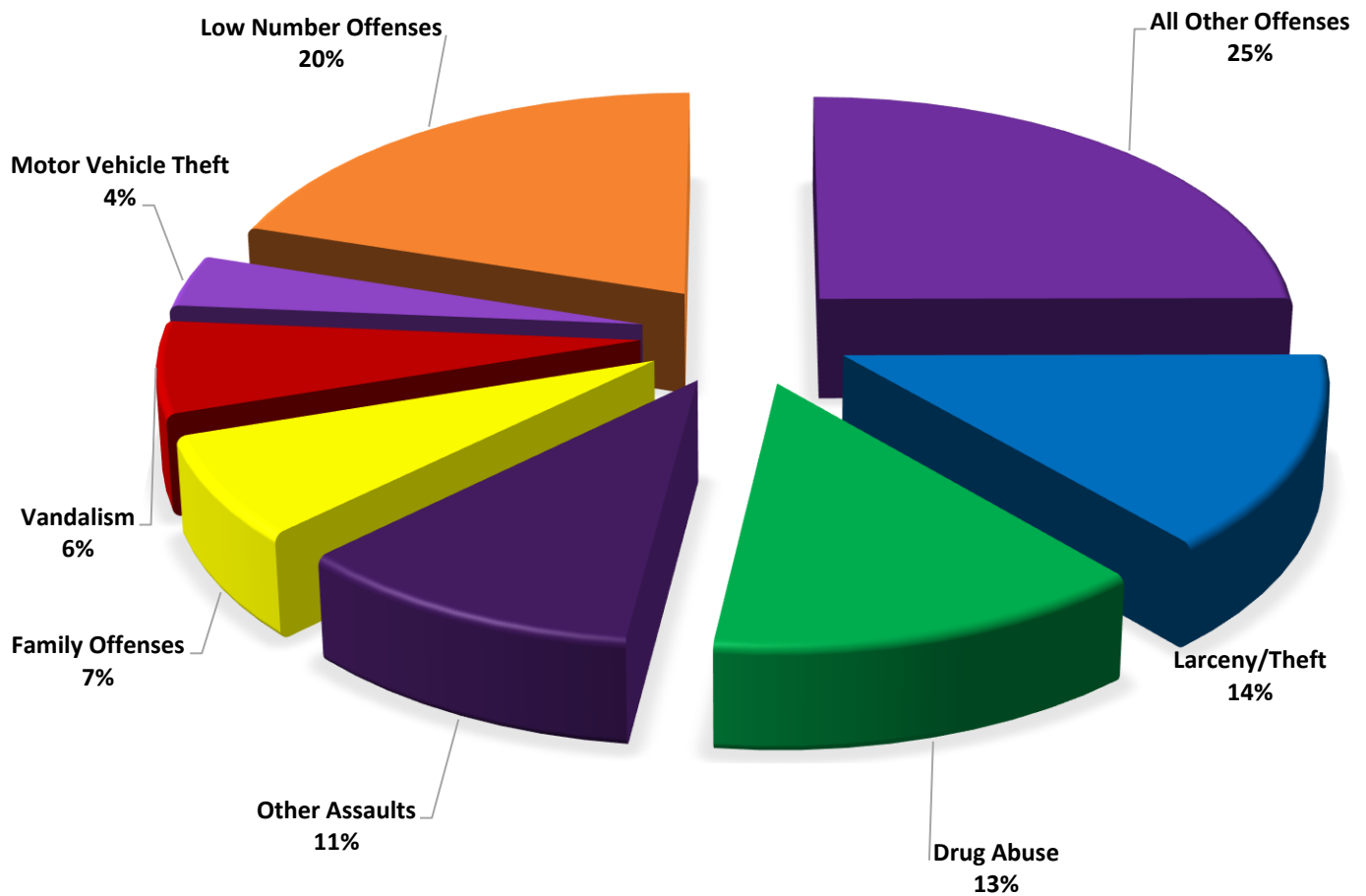
---

<b>PART I OFFENSES:</b>	Chosen by the FBI as Part I Offenses because they are serious crimes that occur with regularity in all areas of the country and are likely to be reported to Police.
<b>PART II OFFENSES:</b>	All other crimes other than the eight Part I Offenses. The Uniform Crime Reporting Program gathers only arrest data for Part II Offenses, however, SLCPD results displayed in this document display all Part II Offenses, regardless of the presence of arrest data.
<b>ALL OTHER OFFENSES:</b>	Under the Part II Offense section, 'All Other Offenses' include Peeping Tom, Trespass, Kidnap/Abduction, Pornography, Extortion/Blackmail, Bribery, Warrants, Sexual Offenses, Obstruction, Public Peace, and Hit & Run.
<b>NON-UCR OFFENSES:</b>	Non-UCR Offenses include reports for all other offenses not classified as a Part I or Part II Offense. Results displayed separate some of these offenses such as Ambulance Calls, Deaths, Missing Persons, Suicides, Suspicious Activity, and Traffic Accidents.
<b>ALL OTHER NON-UCR:</b>	Under the Non-UCR category, 'All Other' include the remainder of offenses not classified as Part I or Part II and not separated from the Non-UCR Offenses. These include things such as Loud Parties, Barking Dogs, Mentally Ill Subjects, Citizen Assistance, etc.
<b>LOW NUMBER OFFENSES:</b>	On page two, in the interest of space and allowing for easier viewing, the category titled 'Low Number Offenses' include Part I and Part II Offenses from page one that have totals under the amount of 25.

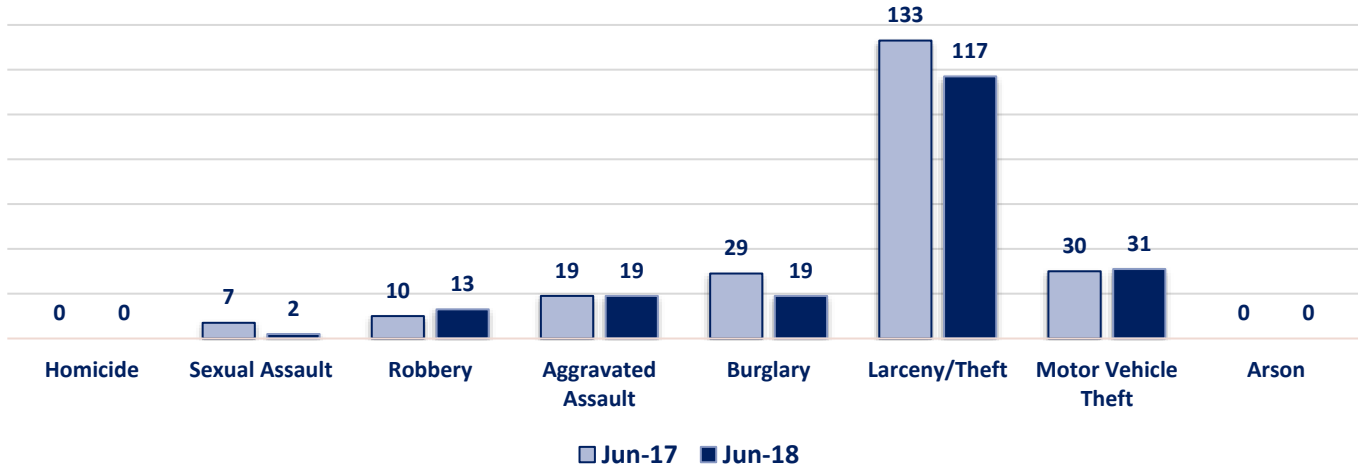
## Offenses

PART I OFFENSES	OFFENSE	JUN 17	JUN 18	OFFENSE	JUN 17	JUN 18
	Homicide	0	0	Other Assaults	81	92
	Sexual Assault	7	2	Forgery/Counterfeit	15	6
	Robbery	10	13	Fraud	35	23
	Aggravated Assault	19	19	Embezzlement	0	0
	Burglary	29	19	Stolen Property	16	8
	Larceny/Theft	133	117	Vandalism	49	55
	Motor Vehicle Theft	30	31	Weapons	12	9
	Arson	0	0	Prostitution	3	10
PART II OFFENSES	PART I TOTALS	228	201	Sex Offenses	4	6
	Ambulance Calls	17	20	Drug Abuse	98	114
	Deaths	6	6	Gambling	0	0
	Missing Persons	10	7	Family Offenses	56	61
	Suicides	0	0	DUI	20	19
	Suspicious Activity	15	29	Liquor Laws	3	6
	Traffic Accidents	70	94	Drunkenness	19	12
	All Other	241	276	Disorderly Conduct	16	11
	NON-UCR TOTALS	359	432	All Other Offenses	169	213
TOTALS	PART I OFFENSES	228	201	Curfew/Loitering	1	0
	PART II OFFENSES	602	653	Runaway	5	8
	NON-UCR OFFENSES	359	432	PART II TOTALS	602	653
	TOTAL	1189	1286			

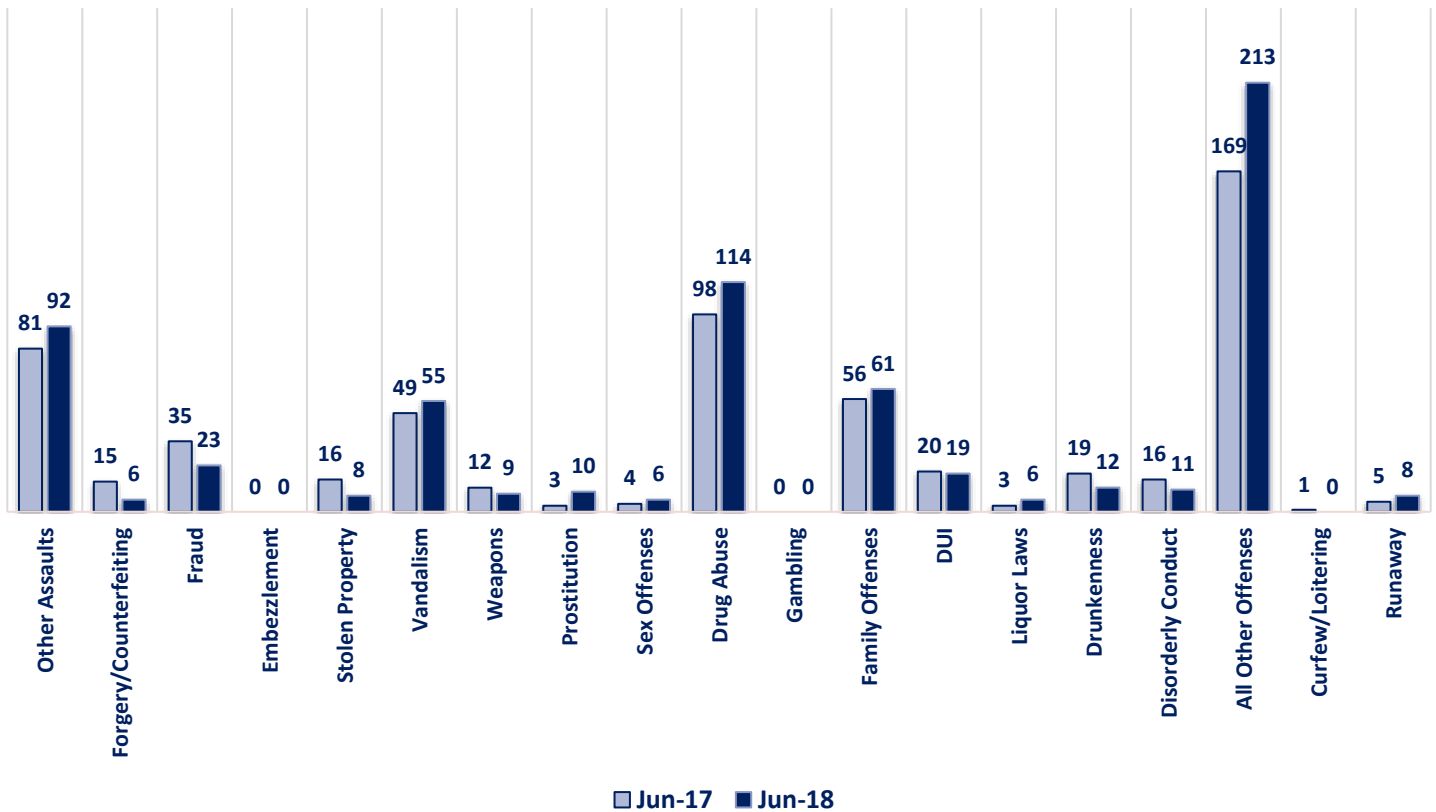
**JUNE 2018 - PART I & II OFFENSE PERCENTAGES**



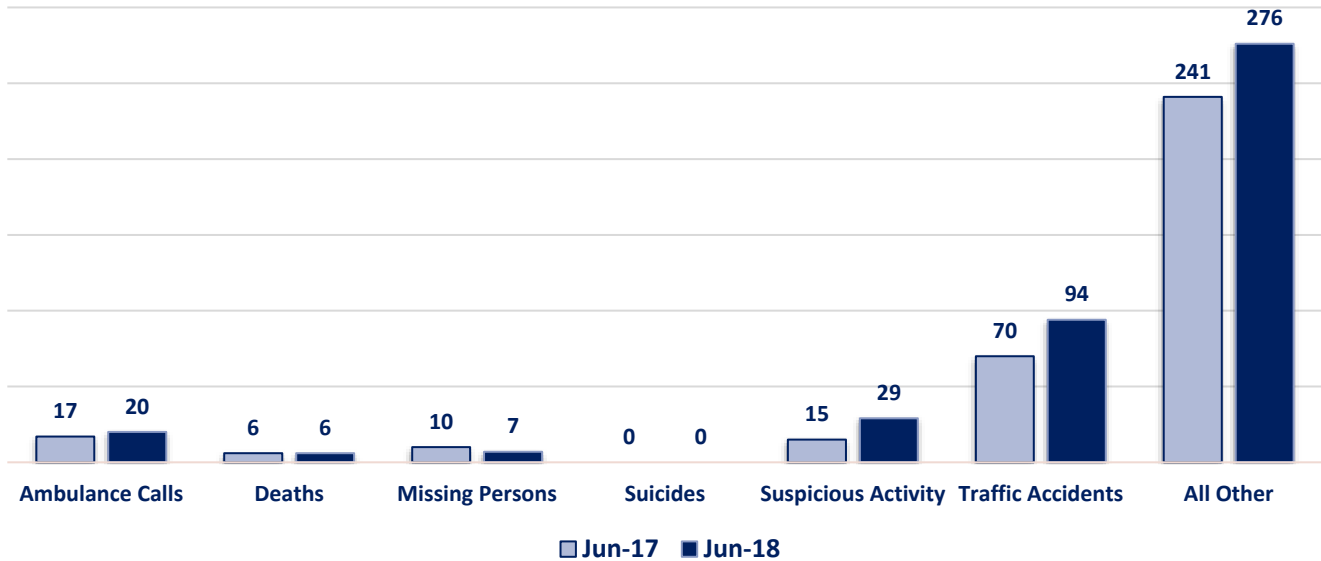
### Part I Offenses



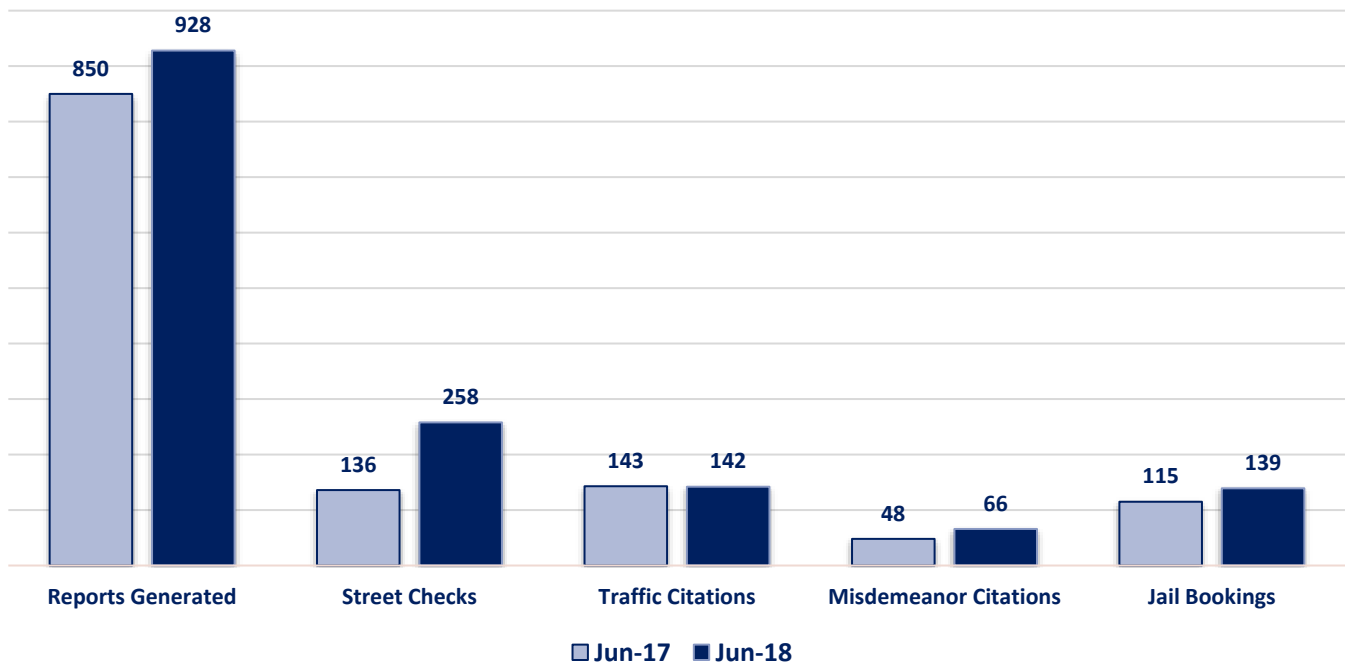
### Part II Offenses



### Non-UCR Offenses

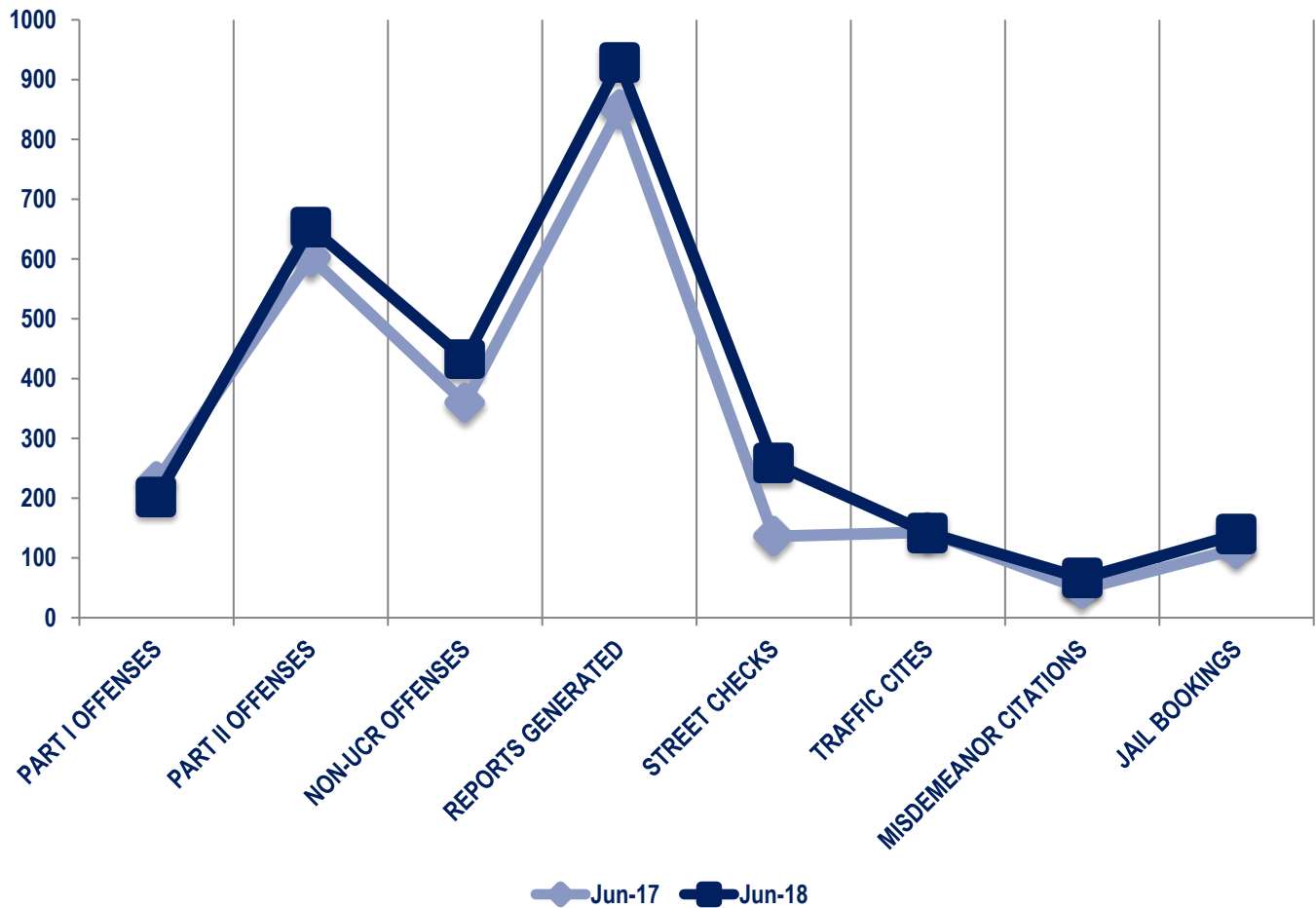


### Other Event Totals



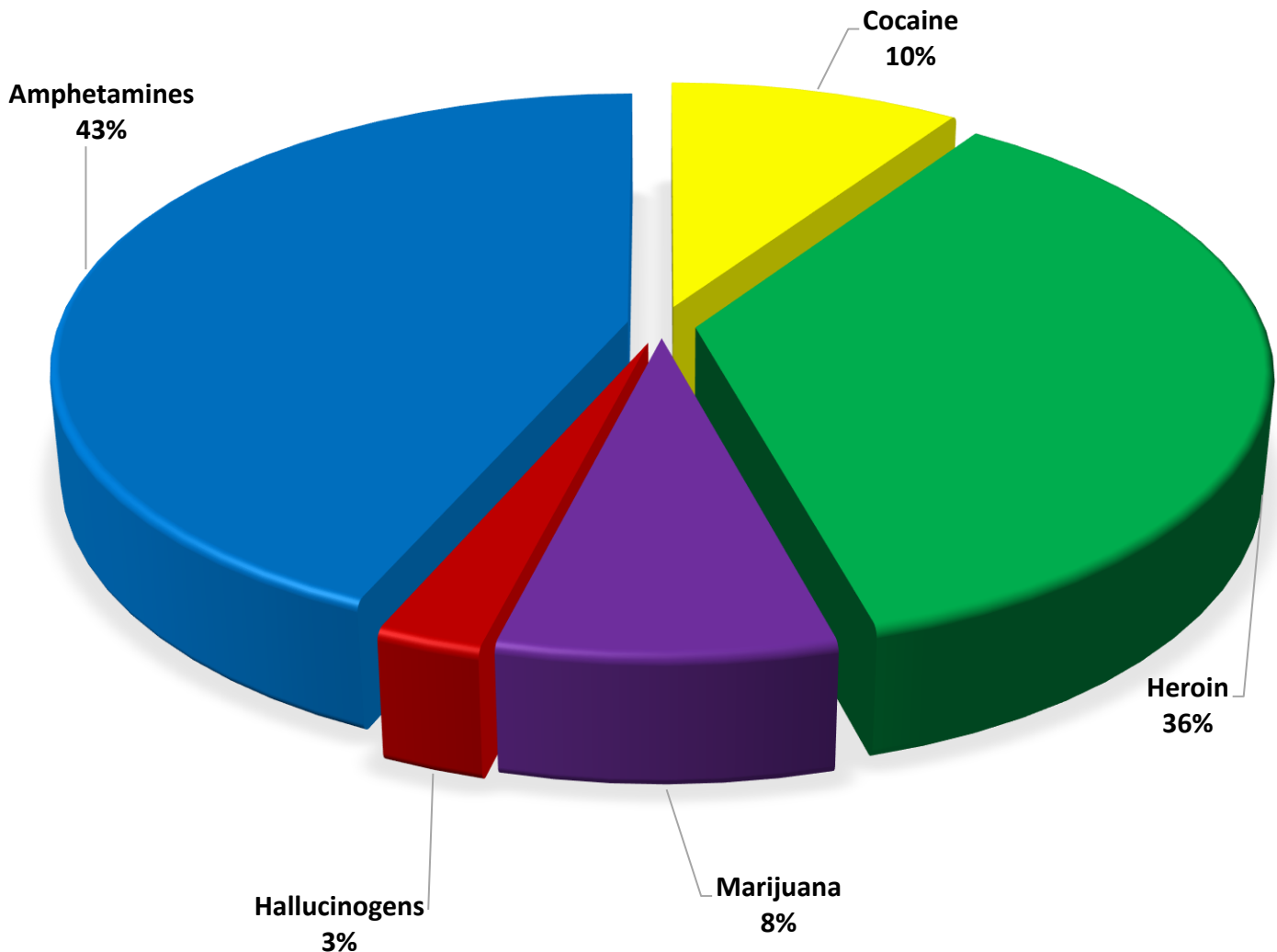
### Combined Offense/Event Trends

	JUN 2017	JUN 2018
<b>Part I Offenses</b>	228	201
<b>Part II Offenses</b>	602	653
<b>NonUCR Offenses</b>	359	432
<b>Reports Generated</b>	850	928
<b>Street Checks</b>	136	258
<b>Traffic Citations</b>	143	142
<b>Misdemeanor Citations</b>	48	66
<b>Jail Bookings</b>	115	139

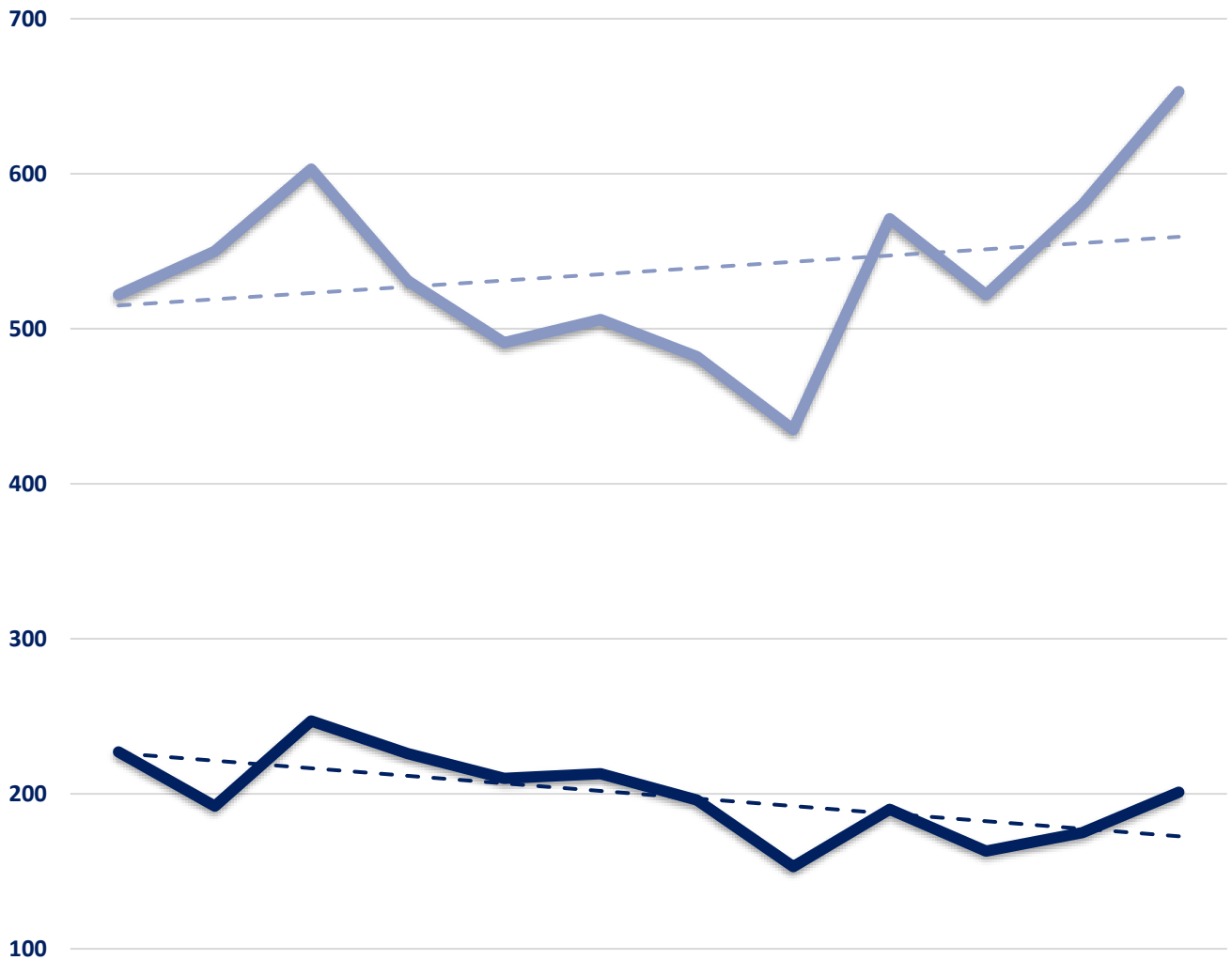


### Seized Drugs

TYPE	DOSES	STREET VALUE
Cocaine	151.6	\$ 1,516.00
Heroin	577.5	\$ 5,775.00
Marijuana	130.9	\$ 785.56
Hallucinogens	41.2	\$ 82.42
Amphetamines	691.8	\$ 6,917.94
<b>TOTAL</b>	<b>1593.0</b>	<b>\$ 15,076.92</b>



### Part I & II Offenses - One Year



	JUL 2017	AUG 2017	SEP 2017	OCT 2017	NOV 2017	DEC 2017	JAN 2018	FEB 2018	MAR 2018	APR 2018	MAY 2018	JUN 2018
<b>PART I</b>	227	192	247	226	210	213	196	153	190	163	175	201
<b>PART II</b>	522	550	603	531	491	506	482	435	571	522	580	653

— PART I   
 — PART II   
 - - - Part I Linear Forecast   
 - - - Part II Linear Forecast