



## CITY COUNCIL DISTRICT #4

### MONTHLY OFFENSE SUMMARY

JUNE 2018

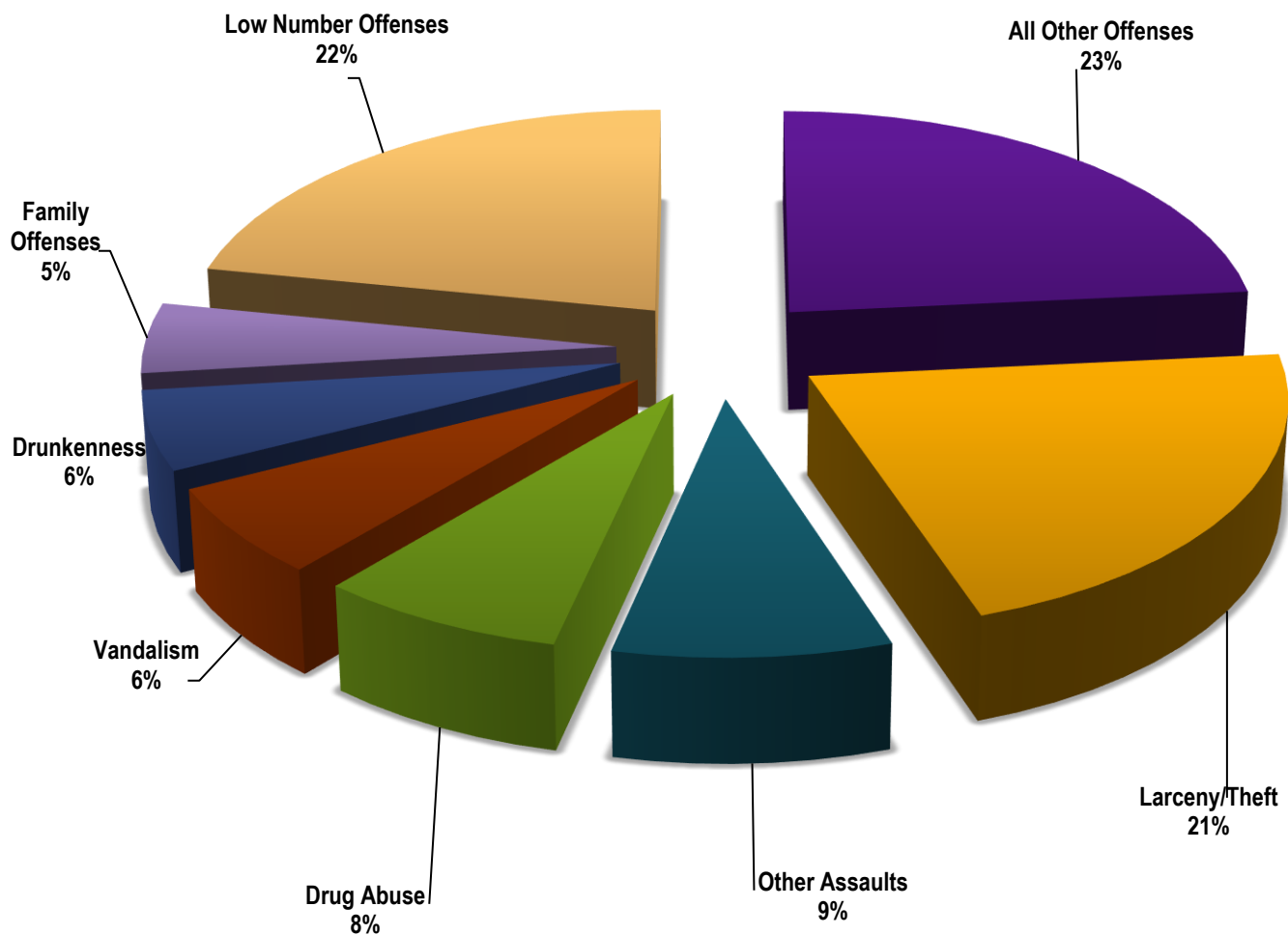
These figures represent preliminary counts of original Police Incident Reports and include all offenses within the above listed City Council District only. Full statistical analysis to determine the confidence level of this data has not been performed. The results contained herein are approximate in relation to the listed area and may not fully coincide with data shown in other areas of SLCPD's Crime Statistics page such as Calls for Service, Crimes Trending, and Crime Reports due to and reflective of departmental procedures that were in place at the time the event occurred and the date this data was compiled. Results displayed are not distinguished as attempted or completed crimes, do not include other calls for police service, and only represent police service where a report was made. Police Incident Reports are classified by primary offense categories as defined by the Uniform Crime Reporting (UCR) system, however for this report all offenses are included, and each incident may have more than one offense listed on it. In cases where there is more than one offense listed, all offenses are counted individually. Although every reasonable verification effort is made, the accuracy of any data is subject to the constraints of the report generation process as well as the manner, format, and point in time of any query.

<b>PART I OFFENSES:</b>	Chosen by the FBI as Part I Offenses because they are serious crimes that occur with regularity in all areas of the country and are likely to be reported to Police.
<b>PART II OFFENSES:</b>	All other crimes other than the eight Part I Offenses. The Uniform Crime Reporting Program gathers only arrest data for Part II Offenses, however, SLCPD results displayed in this document display all Part II Offenses, regardless of the presence of arrest data.
<b>ALL OTHER OFFENSES:</b>	Under the Part II Offense section, 'All Other Offenses' include Peeping Tom, Trespass, Kidnap/Abduction, Pornography, Extortion/Blackmail, Bribery, Warrants, Sexual Offenses, Obstruction, Public Peace, and Hit & Run.
<b>NON-UCR OFFENSES:</b>	Non-UCR Offenses include reports for all other offenses not classified as a Part I or Part II Offense. Results displayed separate some of these offenses such as Ambulance Calls, Deaths, Missing Persons, Suicides, Suspicious Activity, and Traffic Accidents.
<b>ALL OTHER NON-UCR:</b>	Under the Non-UCR category, 'All Other' include the remainder of offenses not classified as Part I or Part II and not separated from the Non-UCR Offenses. These include things such as Loud Parties, Barking Dogs, Mentally Ill Subjects, Citizen Assistance, etc.
<b>LOW NUMBER OFFENSES:</b>	On page two, in the interest of space and allowing for easier viewing, the category titled 'Low Number Offenses' include Part I and Part II Offenses from page one that have totals under the amount of 55.

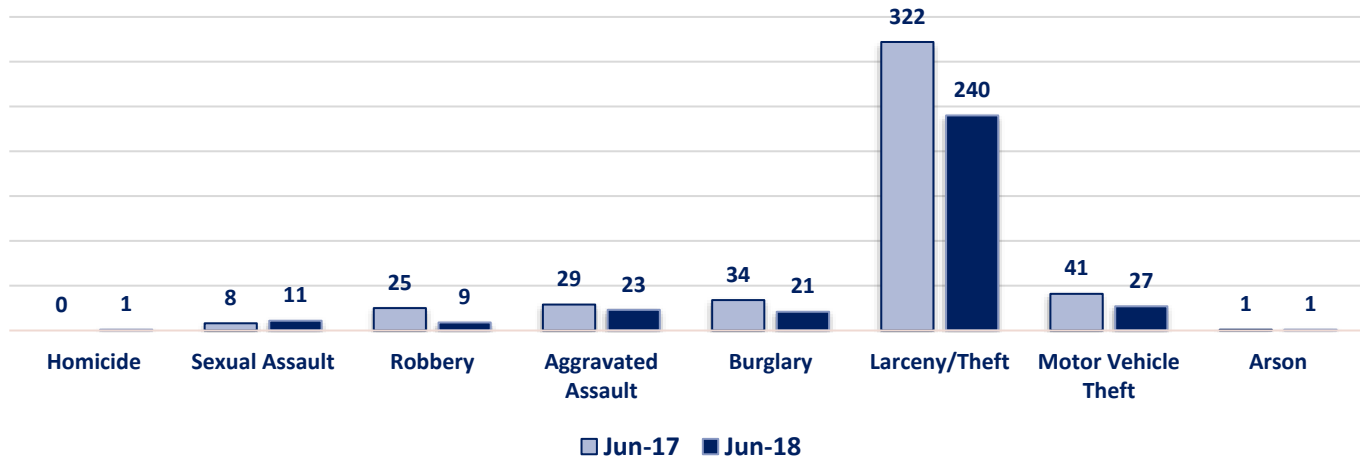
## Offenses

PART I OFFENSES	OFFENSE	JUN 17	JUN 18	OFFENSE	JUN 17	JUN 18	PART II OFFENSES
	Homicide	0	1	Other Assaults	131	96	
	Sexual Assault	8	11	Forgery/Counterfeit	21	18	
	Robbery	25	9	Fraud	66	53	
	Aggravated Assault	29	23	Embezzlement	0	0	
	Burglary	34	21	Stolen Property	17	3	
	Larceny/Theft	322	240	Vandalism	71	71	
	Motor Vehicle Theft	41	27	Weapons	13	3	
	Arson	1	1	Prostitution	11	4	
NON-UCR OFFENSES	<b>PART I TOTALS</b>	<b>460</b>	<b>333</b>	Sex Offenses	5	4	PART II OFFENSES
	Ambulance Calls	94	85	Drug Abuse	375	86	
	Deaths	8	10	Gambling	0	1	
	Missing Persons	15	14	Family Offenses	40	56	
	Suicides	1	4	DUI	32	12	
	Suspicious Activity	23	26	Liquor Laws	35	9	
	Traffic Accidents	109	117	Drunkenness	49	63	
	All Other	491	342	Disorderly Conduct	29	35	
	<b>NON-UCR TOTALS</b>	<b>741</b>	<b>598</b>	All Other Offenses	578	263	
TOTALS	<b>PART I OFFENSES</b>	460	333	Curfew/Loitering	1	1	PART II OFFENSES
	<b>PART II OFFENSES</b>	1480	787	Runaway	6	9	
	<b>NON-UCR OFFENSES</b>	741	598	<b>PART II TOTALS</b>	<b>1480</b>	<b>787</b>	
	<b>TOTAL</b>	<b>2681</b>	<b>1718</b>				

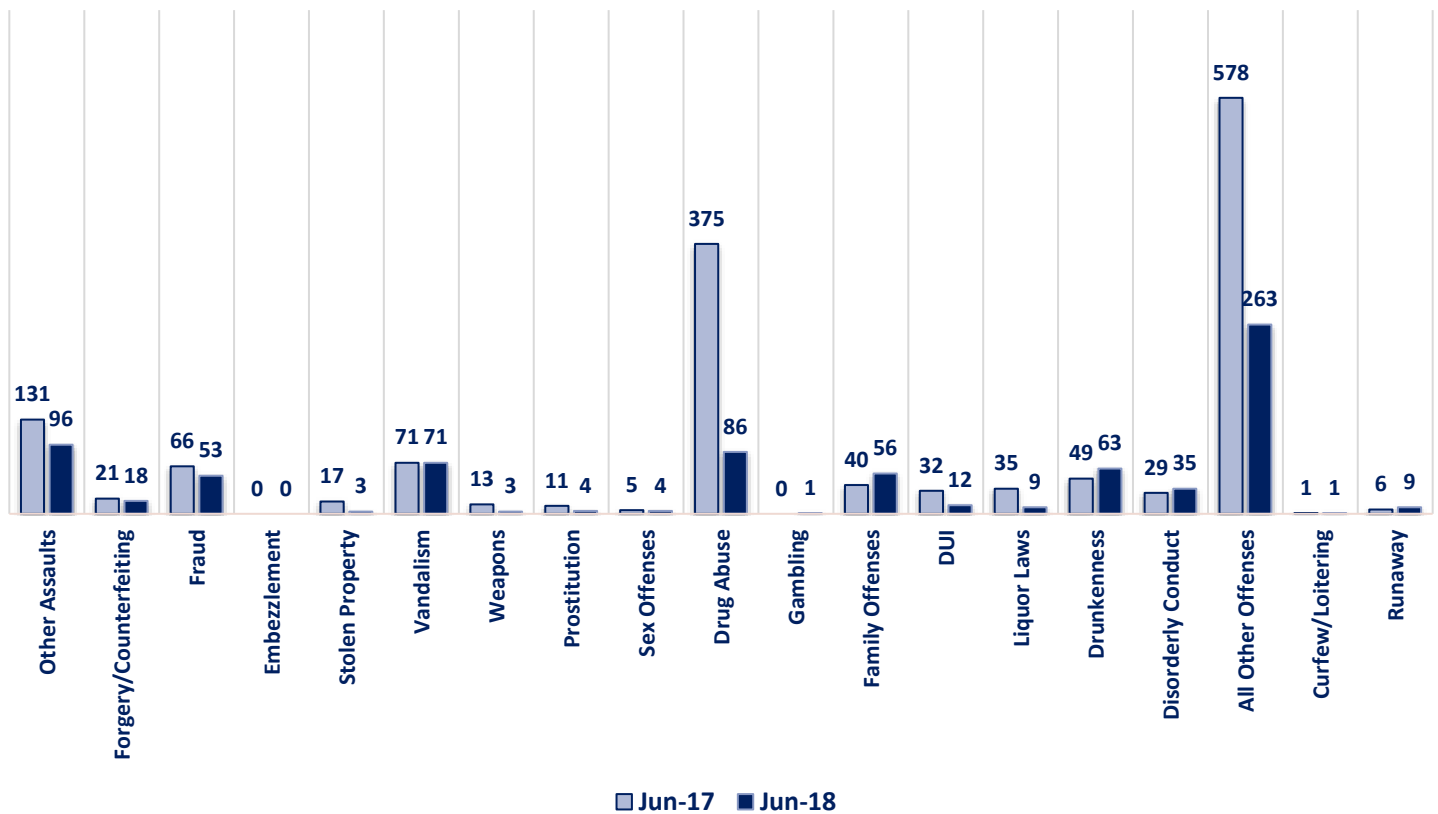
## June 2018 - Part I & II Offense Percentages



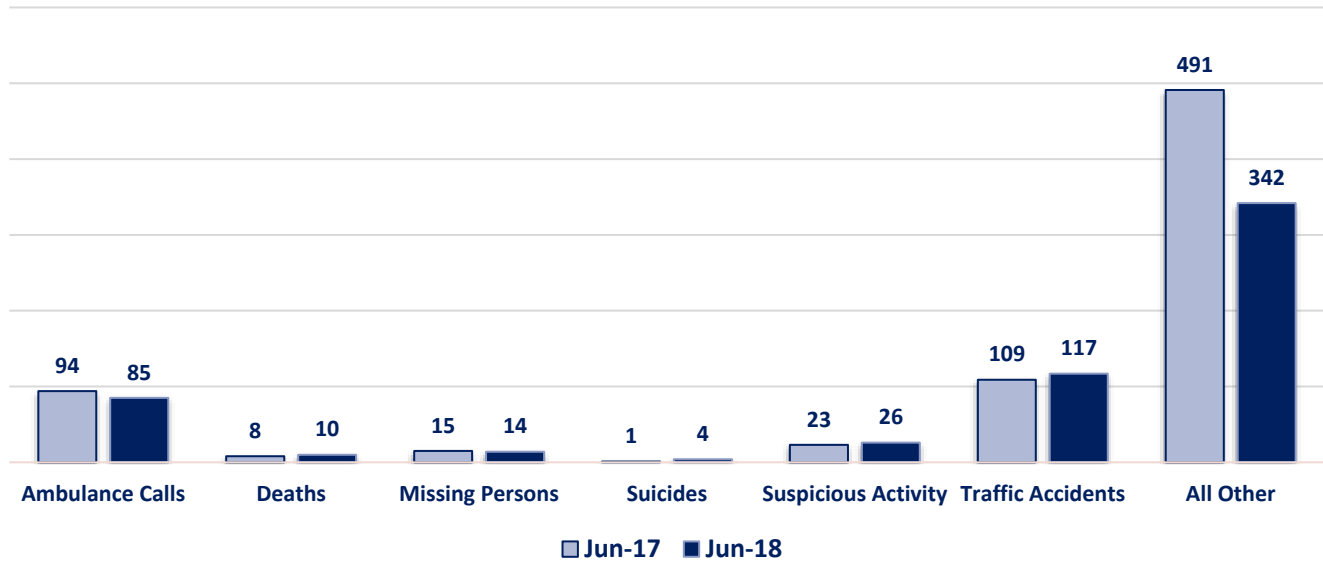
### Part I Offenses



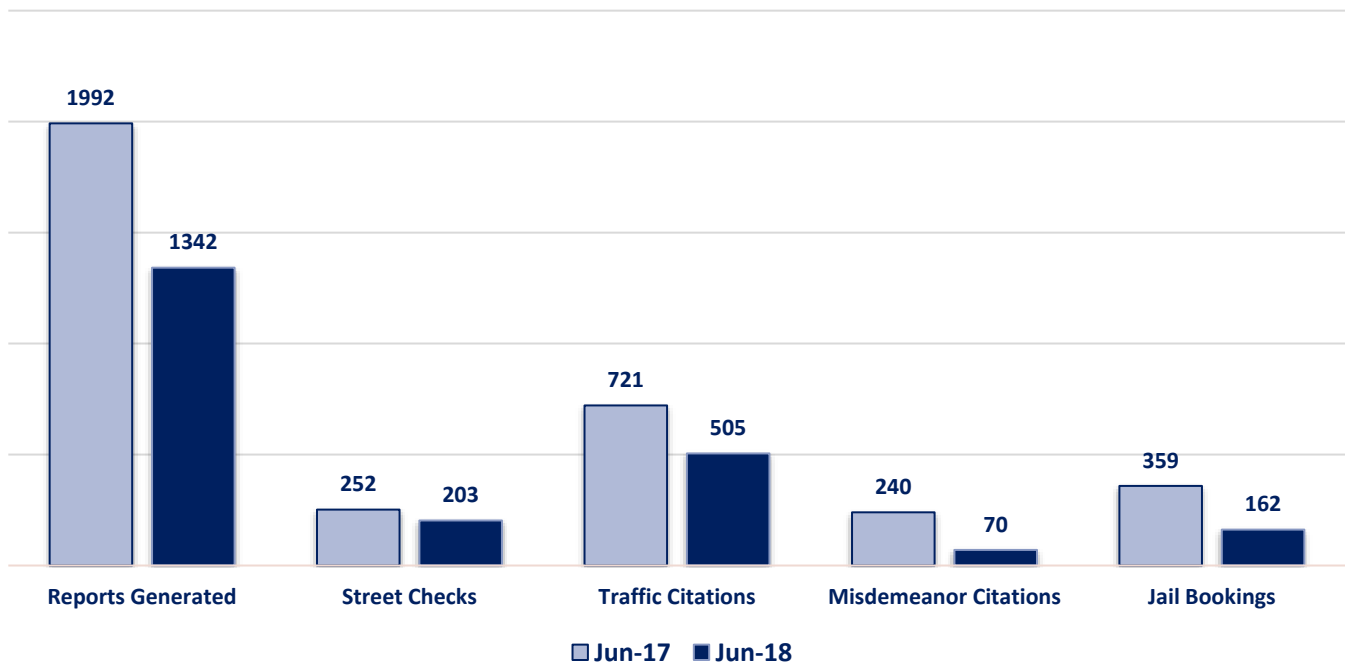
### Part II Offenses



### Non-UCR Offenses

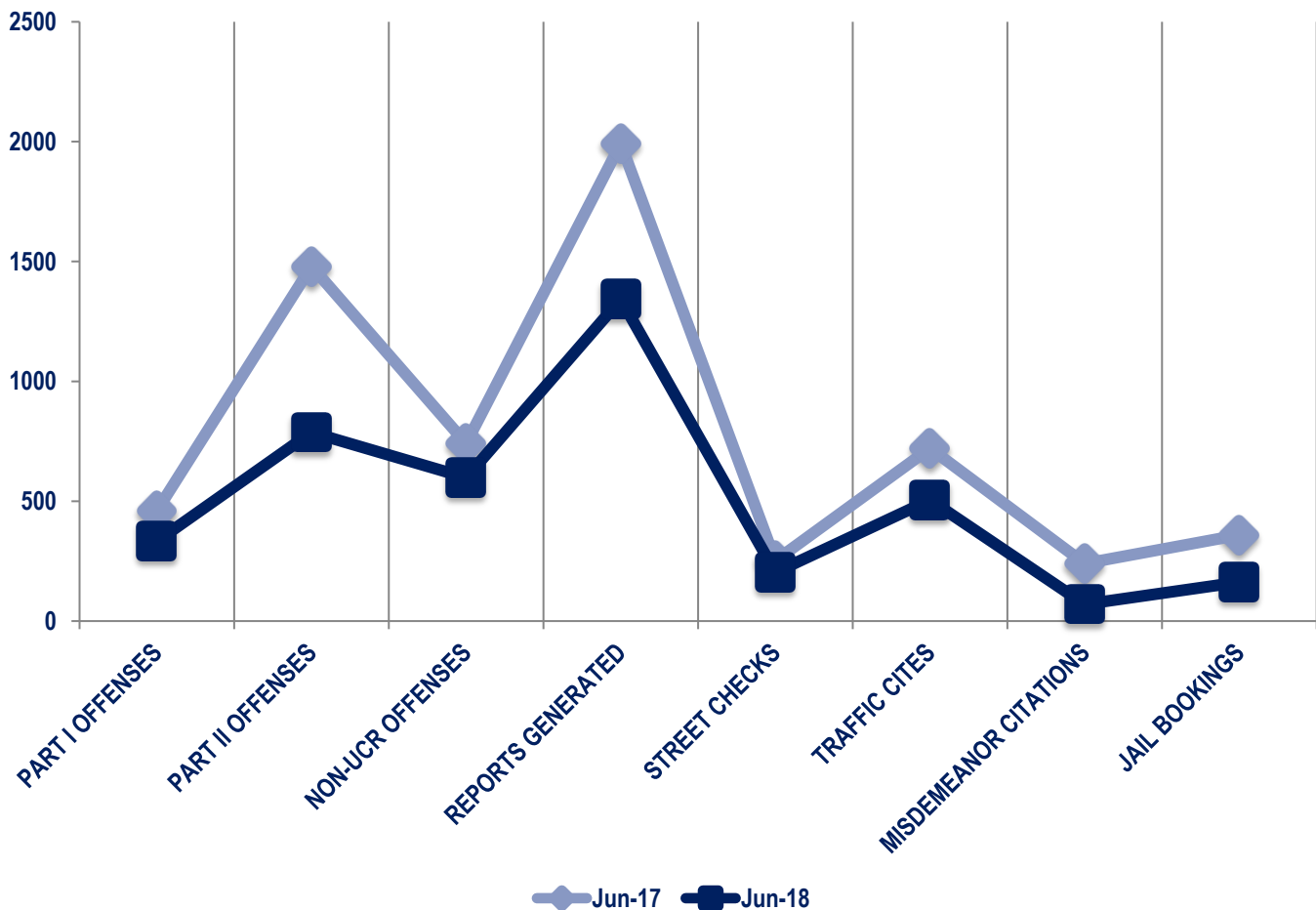


### Other Event Totals



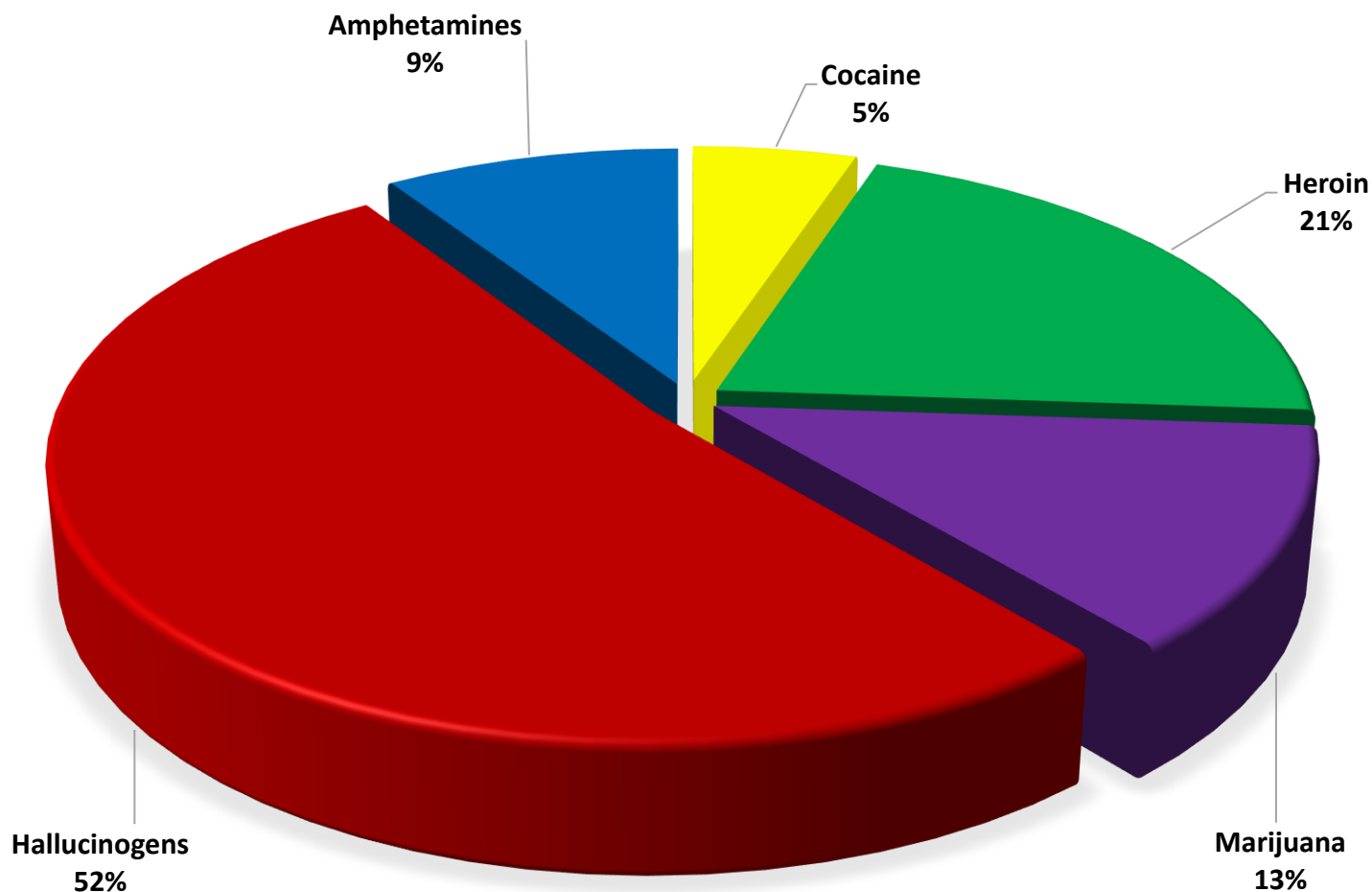
### Combined Offense/Event Trends

	JUN 2017	JUN 2018
<b>Part I Offenses</b>	460	333
<b>Part II Offenses</b>	1480	787
<b>NonUCR Offenses</b>	741	598
<b>Reports Generated</b>	1992	1342
<b>Street Checks</b>	252	203
<b>Traffic Citations</b>	721	505
<b>Misdemeanor Citations</b>	240	70
<b>Jail Bookings</b>	359	162



### Seized Drugs

TYPE	DOSES	STREET VALUE
Cocaine	30.0	\$ 300.00
Heroin	122.0	\$ 1,220.00
Marijuana	74.0	\$ 444.21
Hallucinogens	302.2	\$ 604.37
Amphetamines	54.0	\$ 540.00
<b>TOTAL</b>	<b>582.2</b>	<b>\$ 3,108.58</b>



### Part I & II Offenses - One Year

