



## CITY COUNCIL DISTRICT #5

### MONTHLY OFFENSE SUMMARY

**JULY 2018**

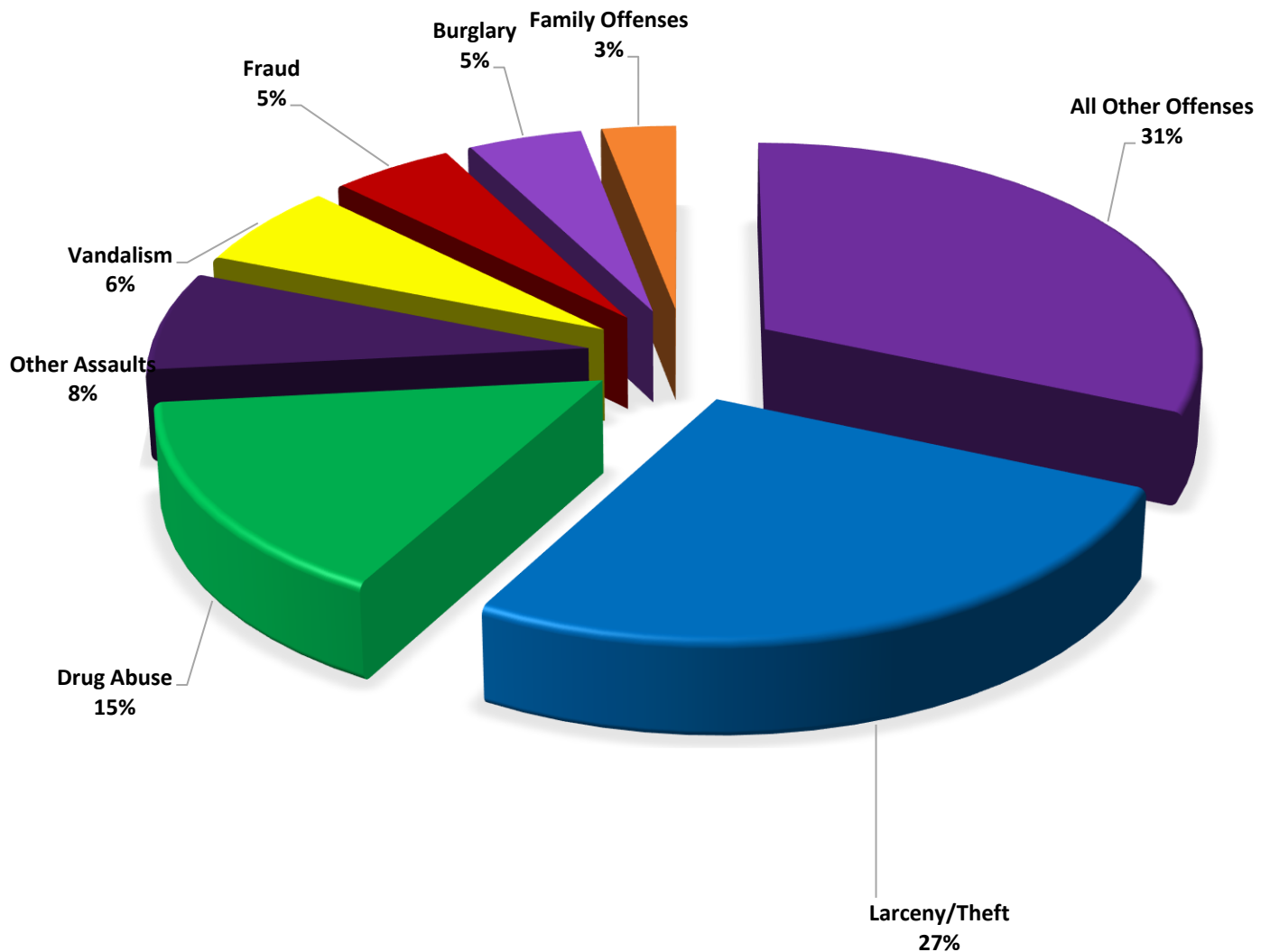
These figures represent preliminary counts of original Police Incident Reports and include all offenses within the above listed City Council District only. Full statistical analysis to determine the confidence level of this data has not been performed. The results contained herein are approximate in relation to the listed area and may not fully coincide with data shown in other areas of SLCPD's Crime Statistics page such as Calls for Service, Crimes Trending, and Crime Reports due to and reflective of departmental procedures that were in place at the time the event occurred and the date this data was compiled. Results displayed are not distinguished as attempted or completed crimes, do not include other calls for police service, and only represent police service where a report was made. Police Incident Reports are classified by primary offense categories as defined by the Uniform Crime Reporting (UCR) system, however for this report all offenses are included, and each incident may have more than one offense listed on it. In cases where there is more than one offense listed, all offenses are counted individually. Although every reasonable verification effort is made, the accuracy of any data is subject to the constraints of the report generation process as well as the manner, format, and point in time of any query.

<b>PART I OFFENSES:</b>	Chosen by the FBI as Part I Offenses because they are serious crimes that occur with regularity in all areas of the country and are likely to be reported to Police.
<b>PART II OFFENSES:</b>	All other crimes other than the eight Part I Offenses. The Uniform Crime Reporting Program gathers only arrest data for Part II Offenses, however, SLCPD results displayed in this document display all Part II Offenses, regardless of the presence of arrest data.
<b>ALL OTHER OFFENSES:</b>	Under the Part II Offense section, 'All Other Offenses' include Peeping Tom, Trespass, Kidnap/Abduction, Pornography, Extortion/Blackmail, Bribery, Warrants, Sexual Offenses, Obstruction, Public Peace, and Hit & Run.
<b>NON-UCR OFFENSES:</b>	Non-UCR Offenses include reports for all other offenses not classified as a Part I or Part II Offense. Results displayed separate some of these offenses such as Ambulance Calls, Deaths, Missing Persons, Suicides, Suspicious Activity, and Traffic Accidents.
<b>ALL OTHER NON-UCR:</b>	Under the Non-UCR category, 'All Other' include the remainder of offenses not classified as Part I or Part II and not separated from the Non-UCR Offenses. These include things such as Loud Parties, Barking Dogs, Mentally Ill Subjects, Citizen Assistance, etc.
<b>LOW NUMBER OFFENSES:</b>	On page two, in the interest of space and allowing for easier viewing, the category titled 'Low Number Offenses' include Part I and Part II Offenses from page one that have totals under the amount of 20.

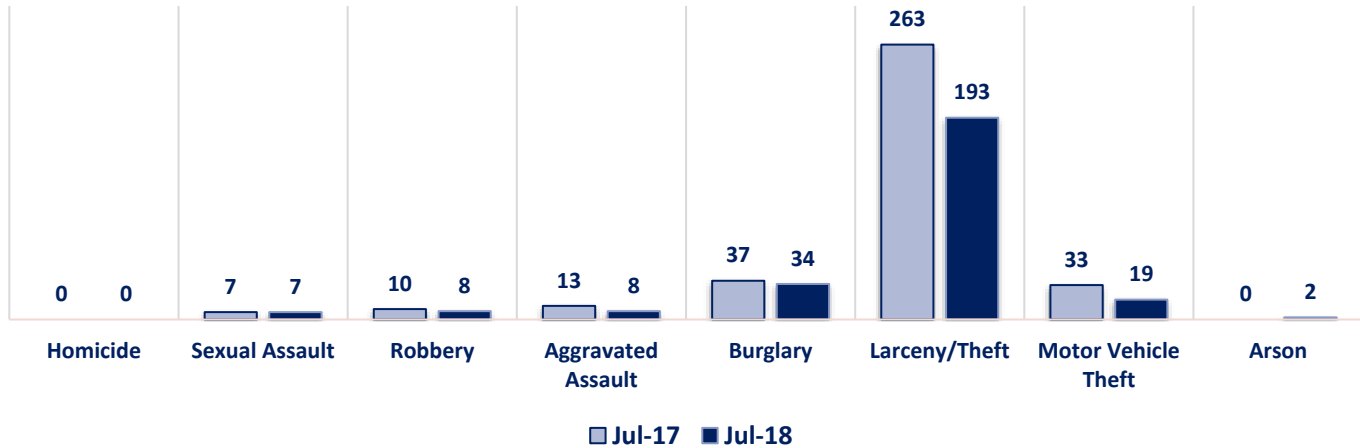
## Offenses

PART I OFFENSES	OFFENSE	JUL 17	JUL 18	OFFENSE	JUL 17	JUL 18
	Homicide	0	0	Other Assaults	71	55
	Sexual Assault	7	7	Forgery/Counterfeit	17	11
	Robbery	10	8	Fraud	44	36
	Aggravated Assault	13	8	Embezzlement	0	1
	Burglary	37	34	Stolen Property	9	5
	Larceny/Theft	263	193	Vandalism	41	46
	Motor Vehicle Theft	33	19	Weapons	5	8
	Arson	0	2	Prostitution	10	18
NON-UCR OFFENSES	<b>PART I TOTALS</b>	<b>363</b>	<b>271</b>	Sex Offenses	0	2
	Ambulance Calls	21	17	Drug Abuse	143	111
	Deaths	2	2	Gambling	0	0
	Missing Persons	8	14	Family Offenses	36	22
	Suicides	2	1	DUI	12	8
	Suspicious Activity	11	17	Liquor Laws	8	3
	Traffic Accidents	80	66	Drunkenness	31	22
	All Other	246	208	Disorderly Conduct	16	7
	<b>NON-UCR TOTALS</b>	<b>370</b>	<b>325</b>	All Other Offenses	262	228
TOTALS	<b>PART I OFFENSES</b>	<b>363</b>	<b>271</b>	Curfew/Loitering	0	1
	<b>PART II OFFENSES</b>	<b>715</b>	<b>584</b>	Runaway	10	0
	<b>NON-UCR OFFENSES</b>	<b>370</b>	<b>325</b>	<b>PART II TOTALS</b>	<b>715</b>	<b>584</b>
	<b>TOTAL</b>	<b>1448</b>	<b>1180</b>			

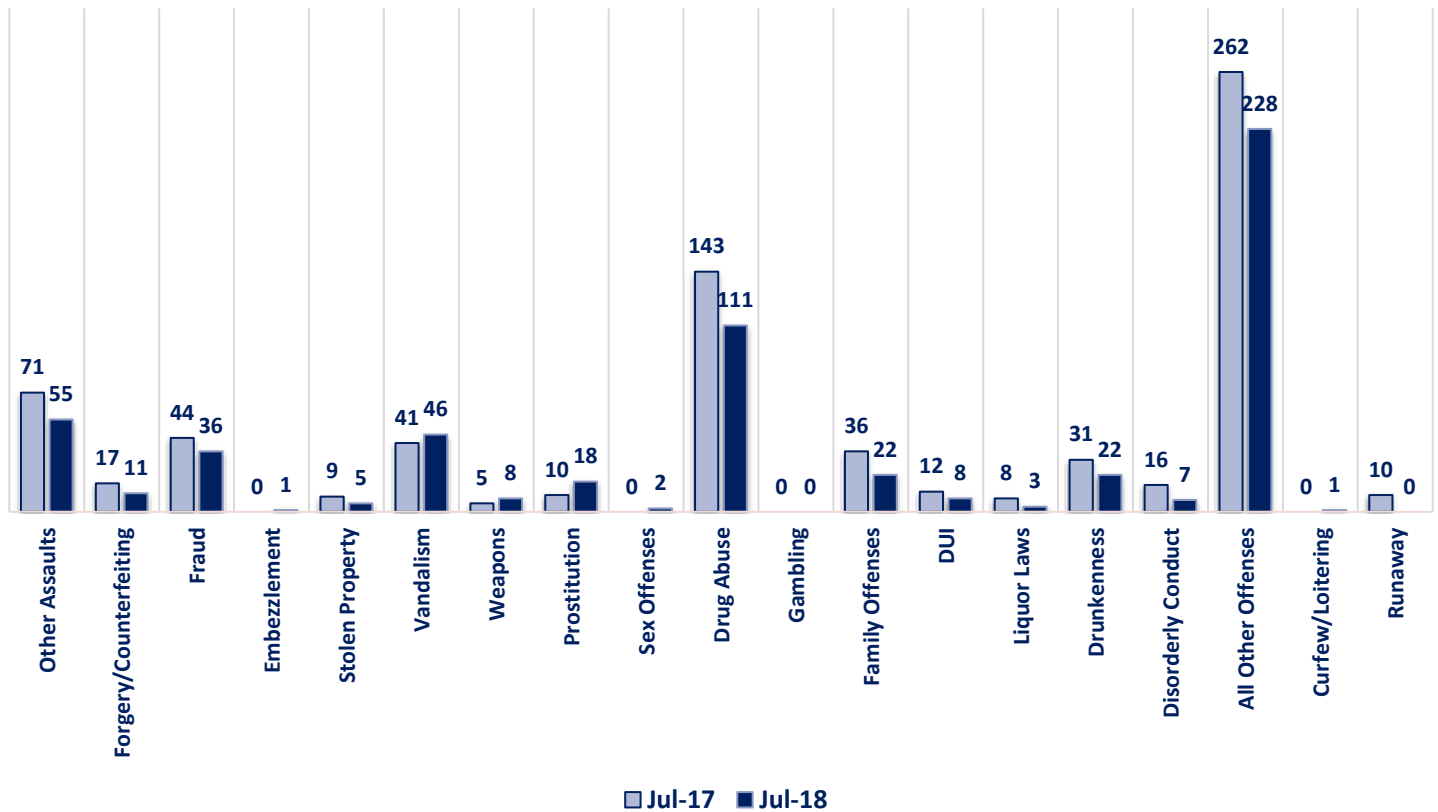
**JULY 2018 - PART I & II OFFENSE PERCENTAGES**



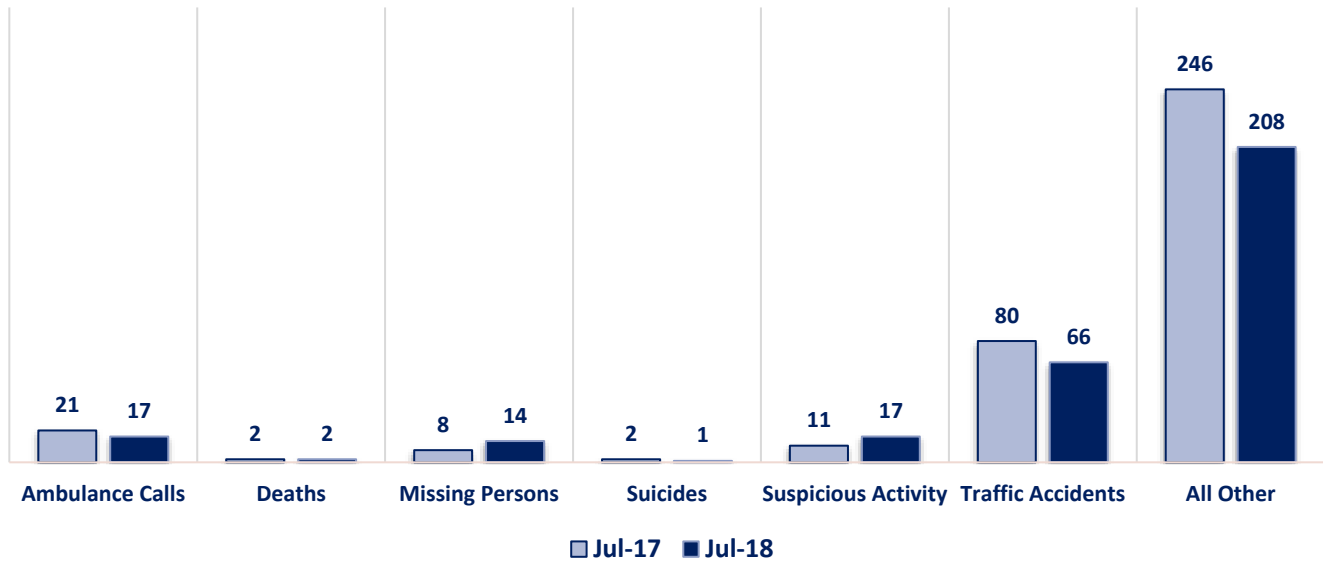
### Part I Offenses



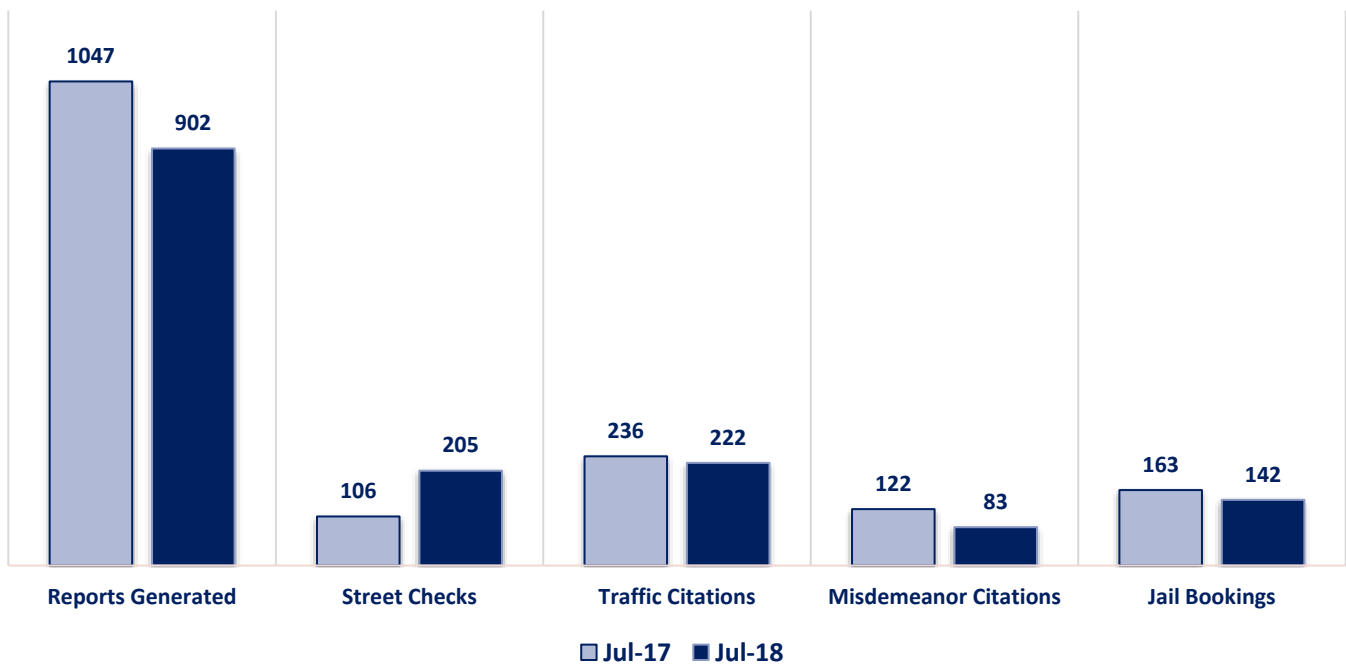
### Part II Offenses



### Non-UCR Offenses

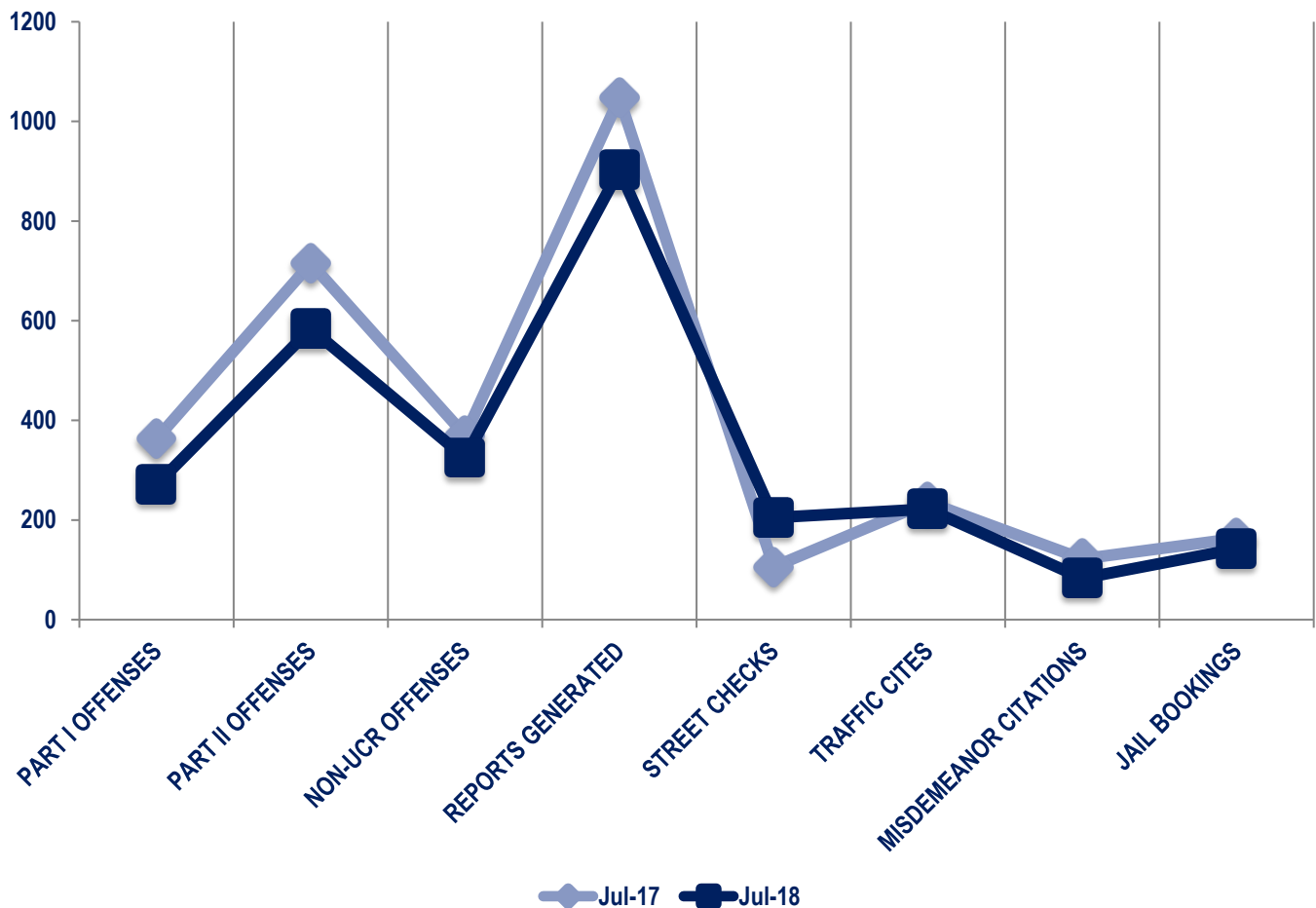


### Other Event Totals



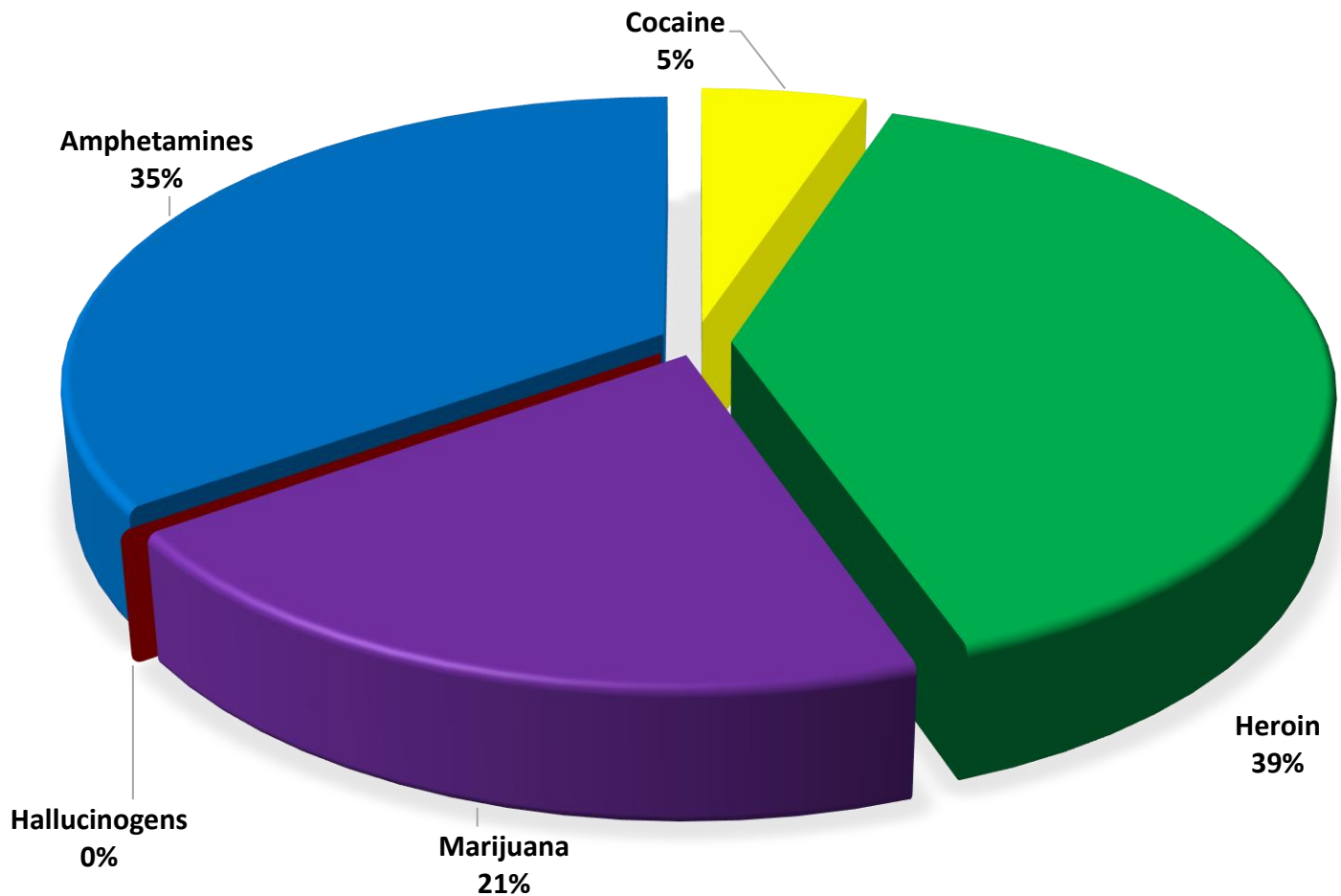
### Combined Offense/Event Trends

	JUL 2017	JUL 2018
<b>Part I Offenses</b>	363	271
<b>Part II Offenses</b>	715	584
<b>NonUCR Offenses</b>	370	325
<b>Reports Generated</b>	1047	902
<b>Street Checks</b>	106	205
<b>Traffic Citations</b>	236	222
<b>Misdemeanor Citations</b>	122	83
<b>Jail Bookings</b>	163	142



### Seized Drugs

TYPE	DOSES	STREET VALUE
Cocaine	158.0	\$ 1,580.00
Heroin	1206.4	\$ 12,064.00
Marijuana	627.8	\$ 3,766.60
Hallucinogens	0.0	\$ -
Amphetamines	1065.0	\$ 10,650.00
<b>TOTAL</b>	<b>3057.2</b>	<b>\$ 28,060.60</b>



### Part I & II Offenses - One Year

