



CITY COUNCIL DISTRICT #7

MONTHLY OFFENSE SUMMARY

JUNE 2018

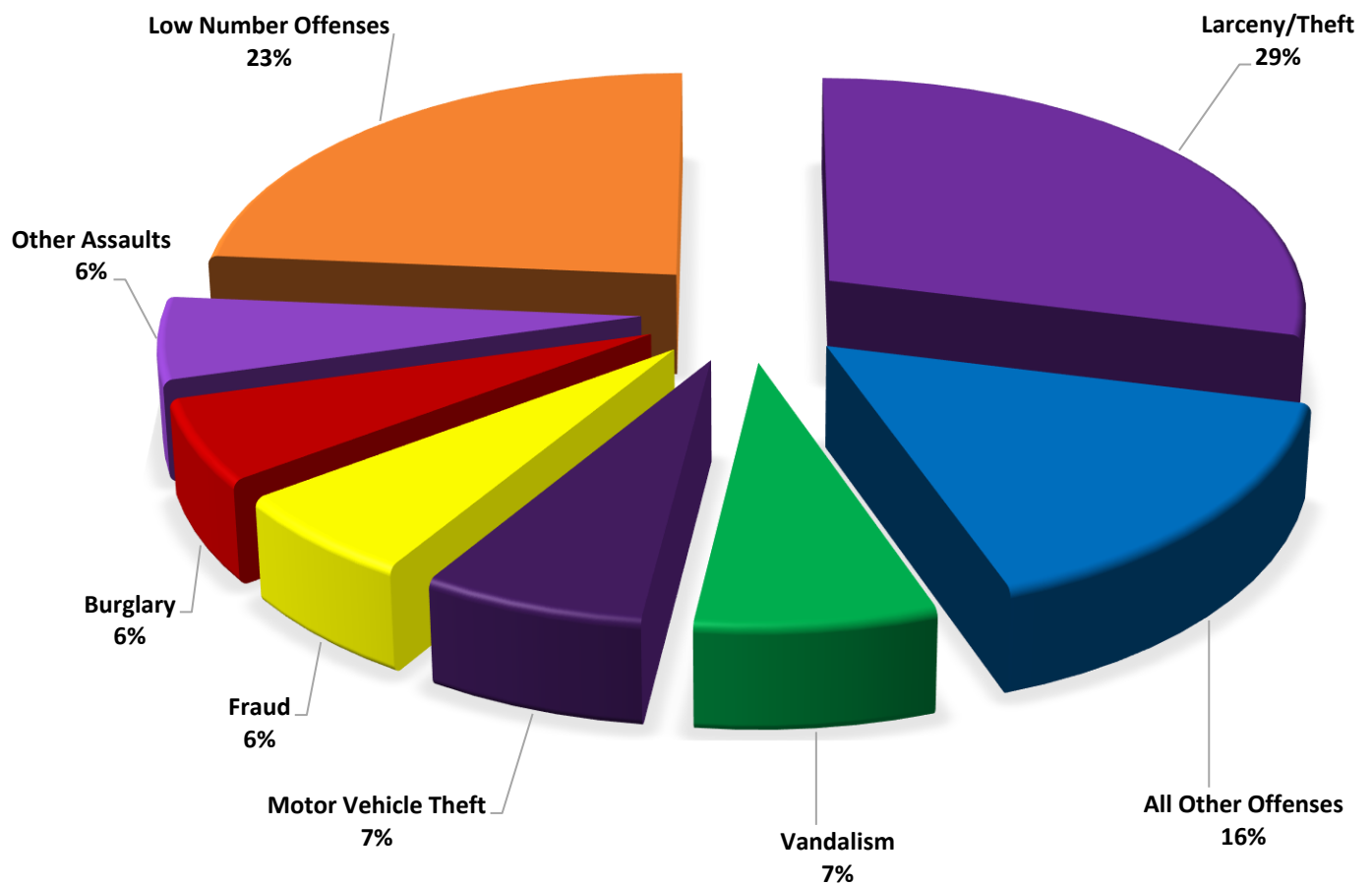
These figures represent preliminary counts of original Police Incident Reports and include all offenses within the above listed City Council District only. Full statistical analysis to determine the confidence level of this data has not been performed. The results contained herein are approximate in relation to the listed area and may not fully coincide with data shown in other areas of SLCPD's Crime Statistics page such as Calls for Service, Crimes Trending, and Crime Reports due to and reflective of departmental procedures that were in place at the time the event occurred and the date this data was compiled. Results displayed are not distinguished as attempted or completed crimes, do not include other calls for police service, and only represent police service where a report was made. Police Incident Reports are classified by primary offense categories as defined by the Uniform Crime Reporting (UCR) system, however for this report all offenses are included, and each incident may have more than one offense listed on it. In cases where there is more than one offense listed, all offenses are counted individually. Although every reasonable verification effort is made, the accuracy of any data is subject to the constraints of the report generation process as well as the manner, format, and point in time of any query.

PART I OFFENSES:	Chosen by the FBI as Part I Offenses because they are serious crimes that occur with regularity in all areas of the country and are likely to be reported to Police.
PART II OFFENSES:	All other crimes other than the eight Part I Offenses. The Uniform Crime Reporting Program gathers only arrest data for Part II Offenses, however, SLCPD results displayed in this document display all Part II Offenses, regardless of the presence of arrest data.
ALL OTHER OFFENSES:	Under the Part II Offense section, 'All Other Offenses' include Peeping Tom, Trespass, Kidnap/Abduction, Pornography, Extortion/Blackmail, Bribery, Warrants, Sexual Offenses, Obstruction, Public Peace, and Hit & Run.
NON-UCR OFFENSES:	Non-UCR Offenses include reports for all other offenses not classified as a Part I or Part II Offense. Results displayed separate some of these offenses such as Ambulance Calls, Deaths, Missing Persons, Suicides, Suspicious Activity, and Traffic Accidents.
ALL OTHER NON-UCR:	Under the Non-UCR category, 'All Other' include the remainder of offenses not classified as Part I or Part II and not separated from the Non-UCR Offenses. These include things such as Loud Parties, Barking Dogs, Mentally Ill Subjects, Citizen Assistance, etc.
LOW NUMBER OFFENSES:	On page two, in the interest of space and allowing for easier viewing, the category titled 'Low Number Offenses' include Part I and Part II Offenses from page one that have totals under the amount of 20.

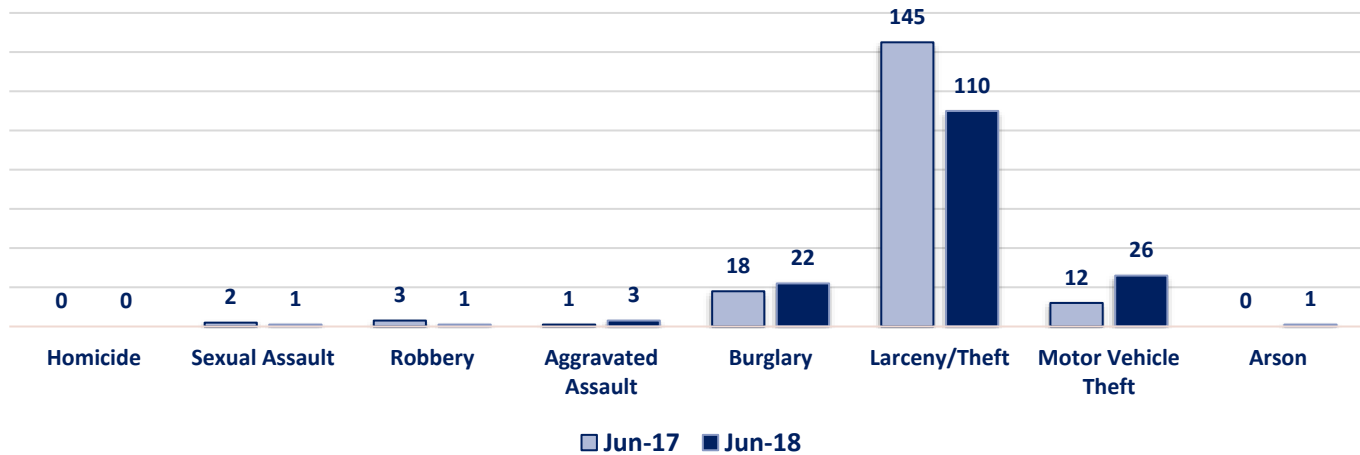
Offenses

PART I OFFENSES	OFFENSE	JUN 17	JUN 18	OFFENSE	JUN 17	JUN 18
	Homicide	0	0	Other Assaults	24	22
	Sexual Assault	2	1	Forgery/Counterfeit	11	3
	Robbery	3	1	Fraud	25	23
	Aggravated Assault	1	3	Embezzlement	0	0
	Burglary	18	22	Stolen Property	2	1
	Larceny/Theft	145	110	Vandalism	24	28
	Motor Vehicle Theft	12	26	Weapons	2	0
	Arson	0	1	Prostitution	0	0
	PART I TOTALS	181	164	Sex Offenses	2	2
NON-UCR OFFENSES	Ambulance Calls	10	9	Drug Abuse	32	22
	Deaths	2	0	Gambling	0	0
	Missing Persons	1	5	Family Offenses	14	10
	Suicides	0	3	DUI	4	7
	Suspicious Activity	8	5	Liquor Laws	5	10
	Traffic Accidents	62	53	Drunkenness	4	18
	All Other	95	99	Disorderly Conduct	4	6
	NON-UCR TOTALS	178	174	All Other Offenses	59	60
	PART I OFFENSES	181	164	Curfew/Loitering	0	0
	PART II OFFENSES	213	217	Runaway	1	5
TOTALS	NON-UCR OFFENSES	178	174	PART II TOTALS	213	217
	TOTAL	572	555			

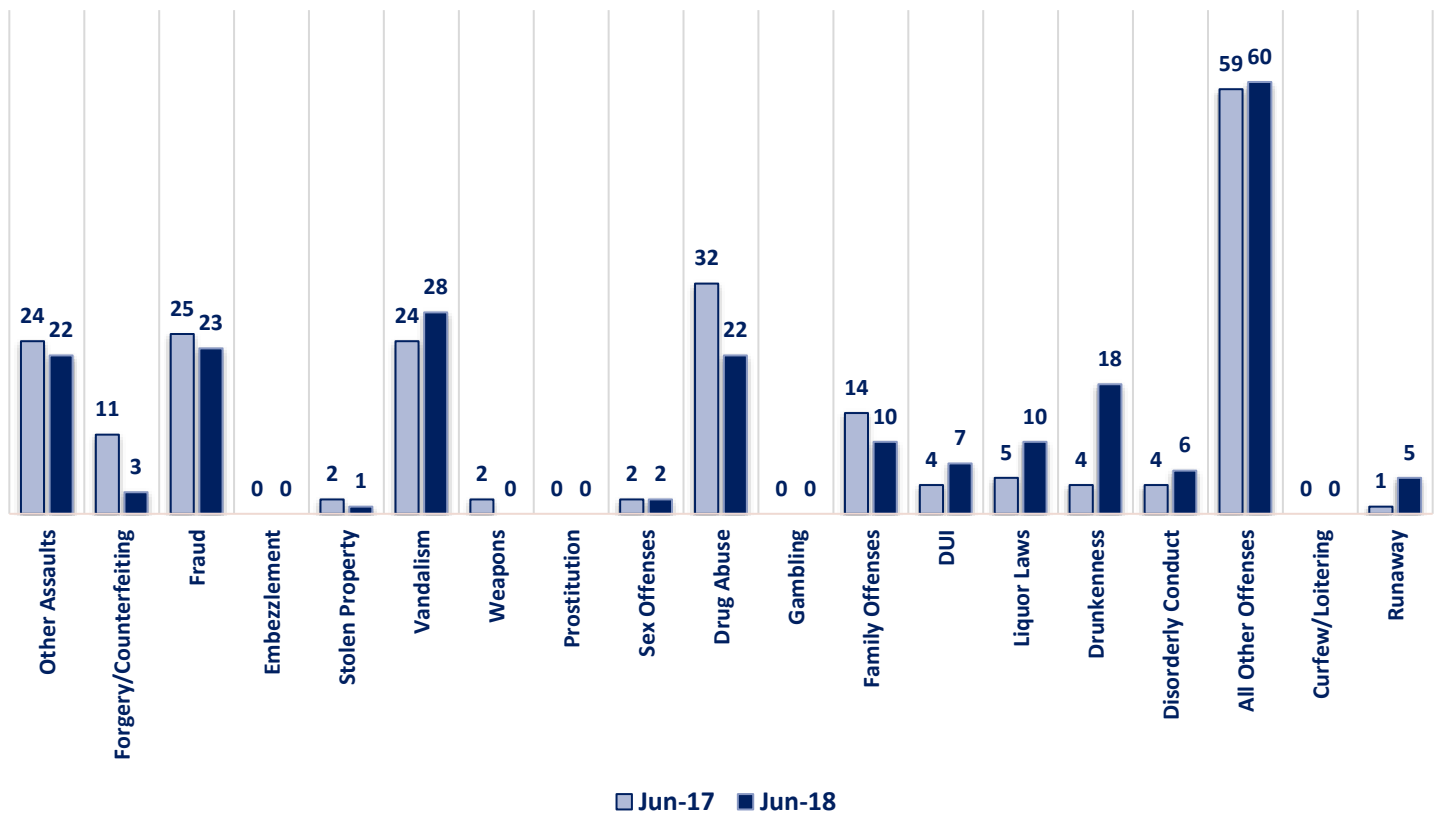
JUNE 2018 - PART I & II OFFENSE PERCENTAGES



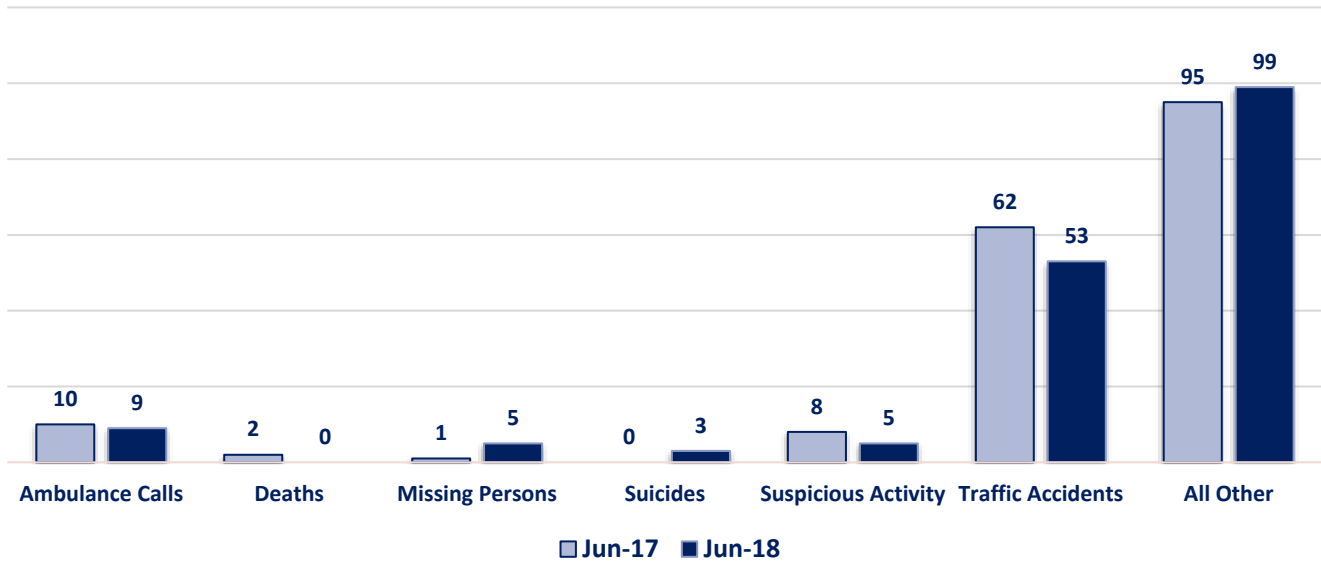
Part I Offenses



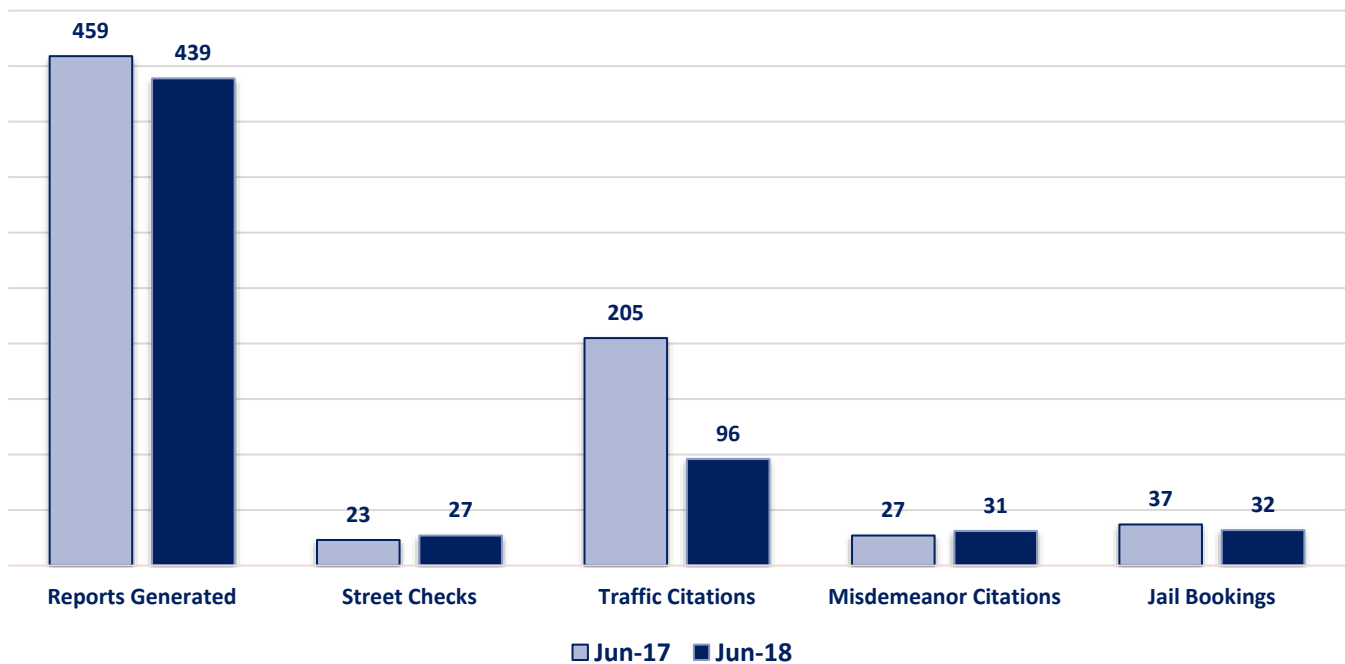
Part II Offenses



Non-UCR Offenses

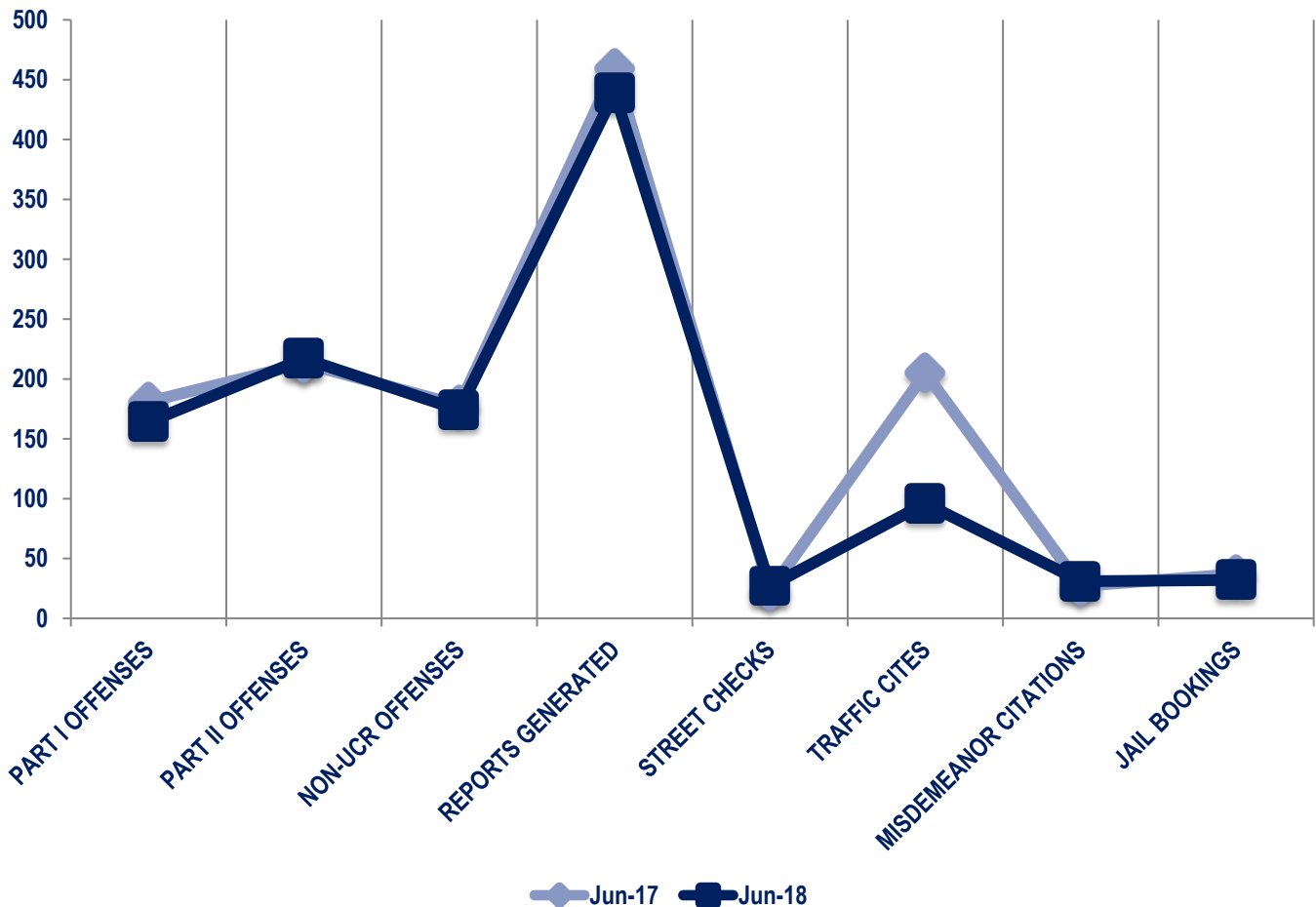


Other Event Totals



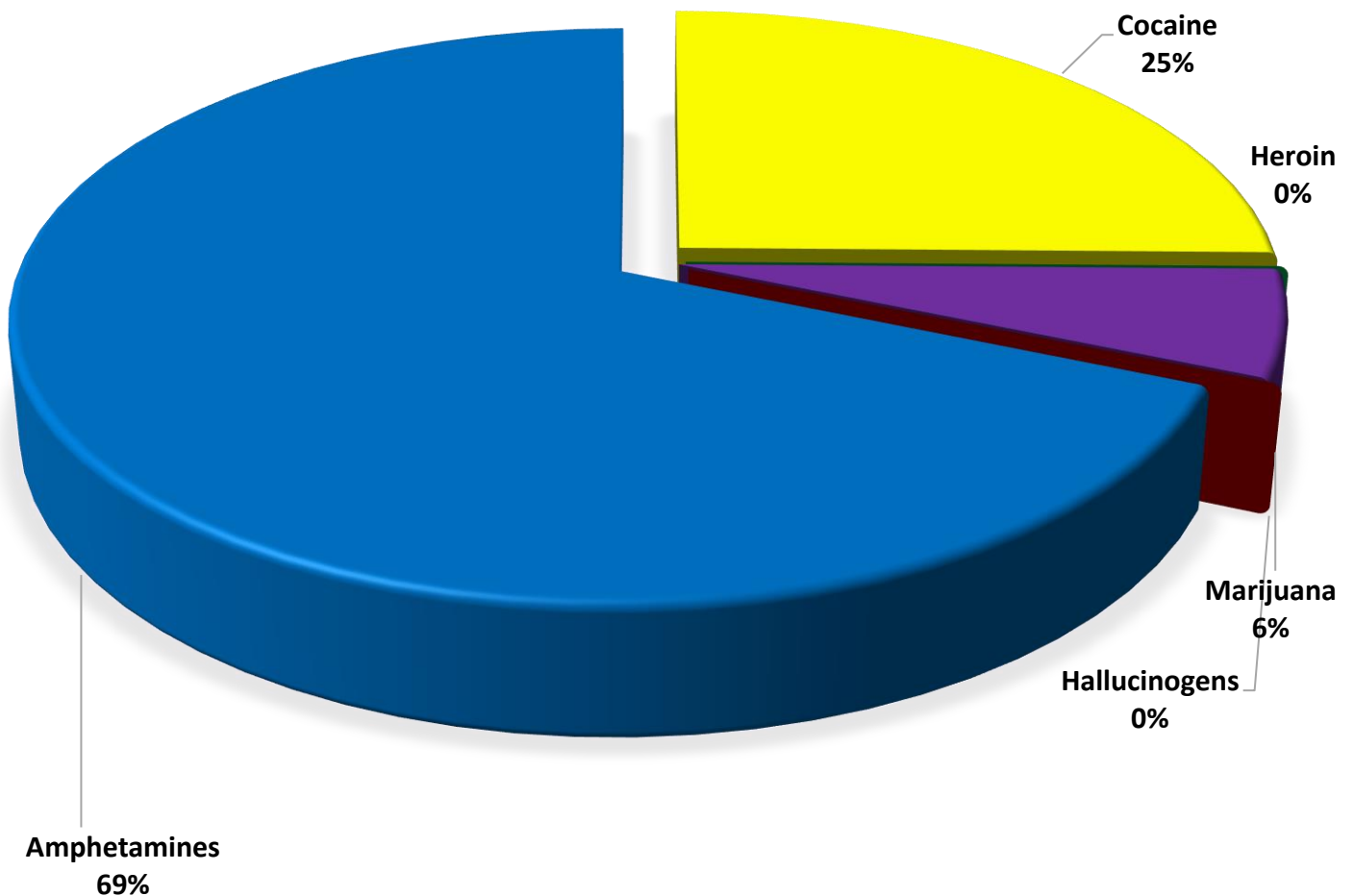
Combined Offense/Event Trends

	JUN 2017	JUN 2018
Part I Offenses	181	164
Part II Offenses	213	217
NonUCR Offenses	178	174
Reports Generated	459	439
Street Checks	23	27
Traffic Citations	205	96
Misdemeanor Citations	27	31
Jail Bookings	37	32

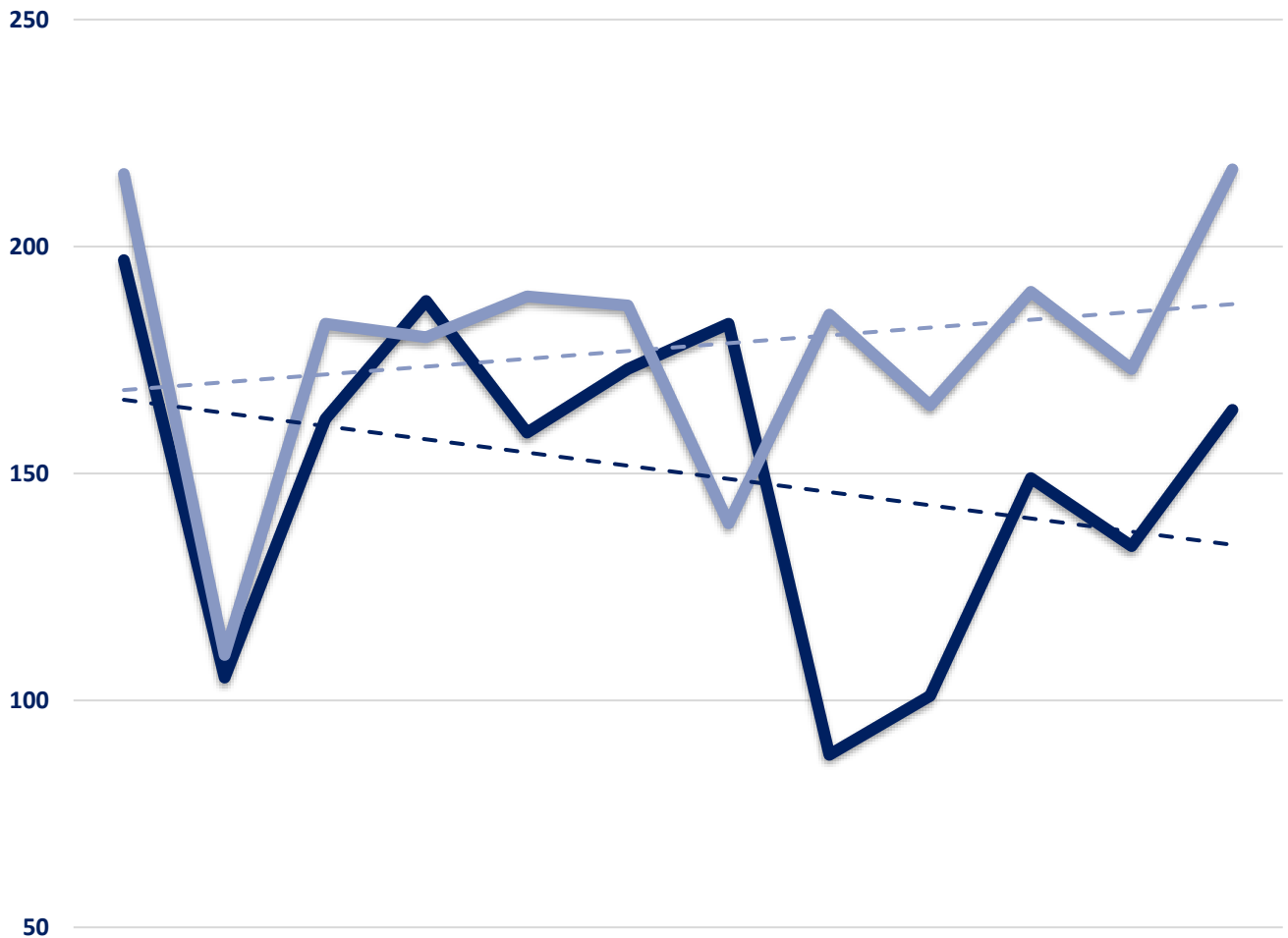


Seized Drugs

TYPE	DOSES	STREET VALUE
Cocaine	50.0	\$ 500.00
Heroin	0.0	\$ -
Marijuana	12.0	\$ 71.96
Hallucinogens	0.0	\$ -
Amphetamines	136.0	\$ 1,360.00
TOTAL	198.0	\$ 1,931.96



Part I & II Offenses - One Year



	JUL 2017	AUG 2017	SEP 2017	OCT 2017	NOV 2017	DEC 2017	JAN 2018	FEB 2018	MAR 2018	APR 2018	MAY 2018	JUN 2018
PART I	197	105	162	188	159	173	183	88	101	149	134	164
PART II	216	110	183	180	189	187	139	185	165	190	173	217

— PART I
 — PART II
 - - - Part I Linear Forecast
 - - - Part II Linear Forecast