



CITY COUNCIL DISTRICT #2

MONTHLY OFFENSE SUMMARY

SEPTEMBER 2018

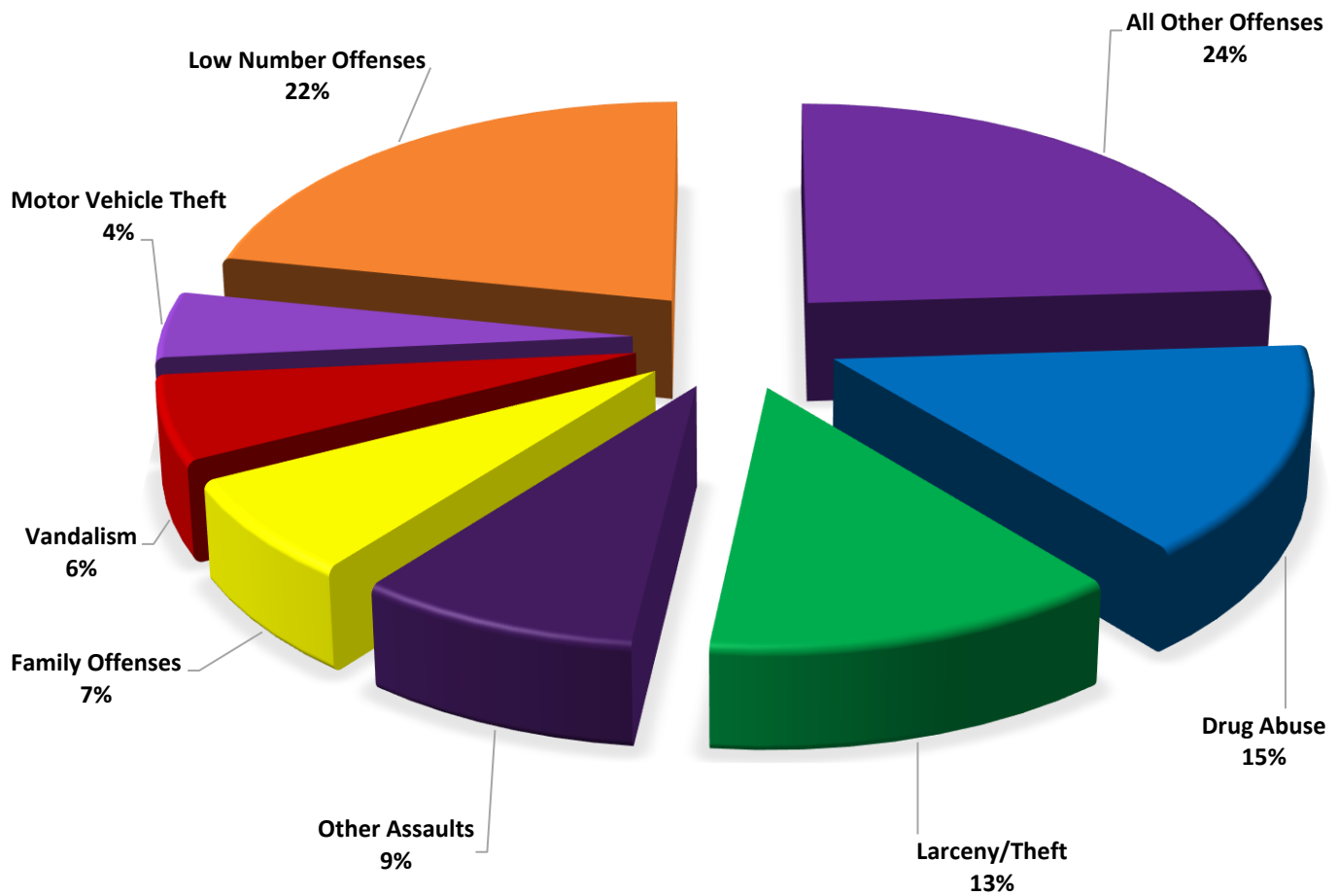
These figures represent preliminary counts of original Police Incident Reports and include all offenses within the above listed City Council District only. Full statistical analysis to determine the confidence level of this data has not been performed. The results contained herein are approximate in relation to the listed area and may not fully coincide with data shown in other areas of SLCPD's Crime Statistics page such as Calls for Service, Crimes Trending, and Crime Reports due to and reflective of departmental procedures that were in place at the time the event occurred and the date this data was compiled. Results displayed are not distinguished as attempted or completed crimes, do not include other calls for police service, and only represent police service where a report was made. Police Incident Reports are classified by primary offense categories as defined by the Uniform Crime Reporting (UCR) system, however for this report all offenses are included, and each incident may have more than one offense listed on it. In cases where there is more than one offense listed, all offenses are counted individually. Although every reasonable verification effort is made, the accuracy of any data is subject to the constraints of the report generation process as well as the manner, format, and point in time of any query.

PART I OFFENSES:	Chosen by the FBI as Part I Offenses because they are serious crimes that occur with regularity in all areas of the country and are likely to be reported to Police.
PART II OFFENSES:	All other crimes other than the eight Part I Offenses. The Uniform Crime Reporting Program gathers only arrest data for Part II Offenses, however, SLCPD results displayed in this document display all Part II Offenses, regardless of the presence of arrest data.
ALL OTHER OFFENSES:	Under the Part II Offense section, 'All Other Offenses' include Peeping Tom, Trespass, Kidnap/Abduction, Pornography, Extortion/Blackmail, Bribery, Warrants, Sexual Offenses, Obstruction, Public Peace, and Hit & Run.
NON-UCR OFFENSES:	Non-UCR Offenses include reports for all other offenses not classified as a Part I or Part II Offense. Results displayed separate some of these offenses such as Ambulance Calls, Deaths, Missing Persons, Suicides, Suspicious Activity, and Traffic Accidents.
ALL OTHER NON-UCR:	Under the Non-UCR category, 'All Other' include the remainder of offenses not classified as Part I or Part II and not separated from the Non-UCR Offenses. These include things such as Loud Parties, Barking Dogs, Mentally Ill Subjects, Citizen Assistance, etc.
LOW NUMBER OFFENSES:	On page two, in the interest of space and allowing for easier viewing, the category titled 'Low Number Offenses' include Part I and Part II Offenses from page one that have totals under the amount of 30.

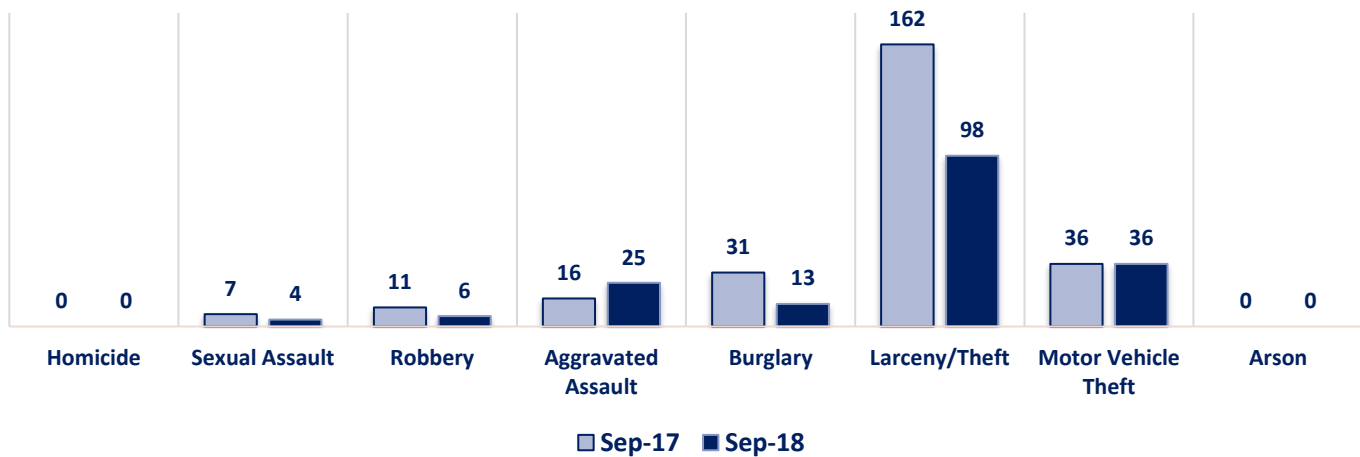
Offenses

PART I OFFENSES	OFFENSE	SEP 17	SEP 18	OFFENSE	SEP 17	SEP 18	PART II OFFENSES
	Homicide	0	0	Other Assaults	69	67	
	Sexual Assault	7	4	Forgery/Counterfeit	8	8	
	Robbery	11	6	Fraud	33	26	
	Aggravated Assault	16	25	Embezzlement	0	0	
	Burglary	31	13	Stolen Property	8	8	
	Larceny/Theft	162	98	Vandalism	51	46	
	Motor Vehicle Theft	36	36	Weapons	20	12	
	Arson	0	0	Prostitution	4	13	
PART I TOTALS		263	182	Sex Offenses	6	2	PART II OFFENSES
NON-UCR OFFENSES	Ambulance Calls	11	17	Drug Abuse	123	115	
	Deaths	5	2	Gambling	0	0	
	Missing Persons	5	7	Family Offenses	45	53	
	Suicides	0	0	DUI	13	8	
	Suspicious Activity	16	17	Liquor Laws	4	5	
	Traffic Accidents	0	0	Drunkenness	11	15	
	All Other	320	274	Disorderly Conduct	11	17	
NON-UCR TOTALS		357	317	All Other Offenses	206	184	
TOTALS	PART I OFFENSES	263	182	Curfew/Loitering	0	0	
	PART II OFFENSES	622	584	Runaway	10	5	
	NON-UCR OFFENSES	357	317	PART II TOTALS	622	584	
	TOTAL	1242	1083				

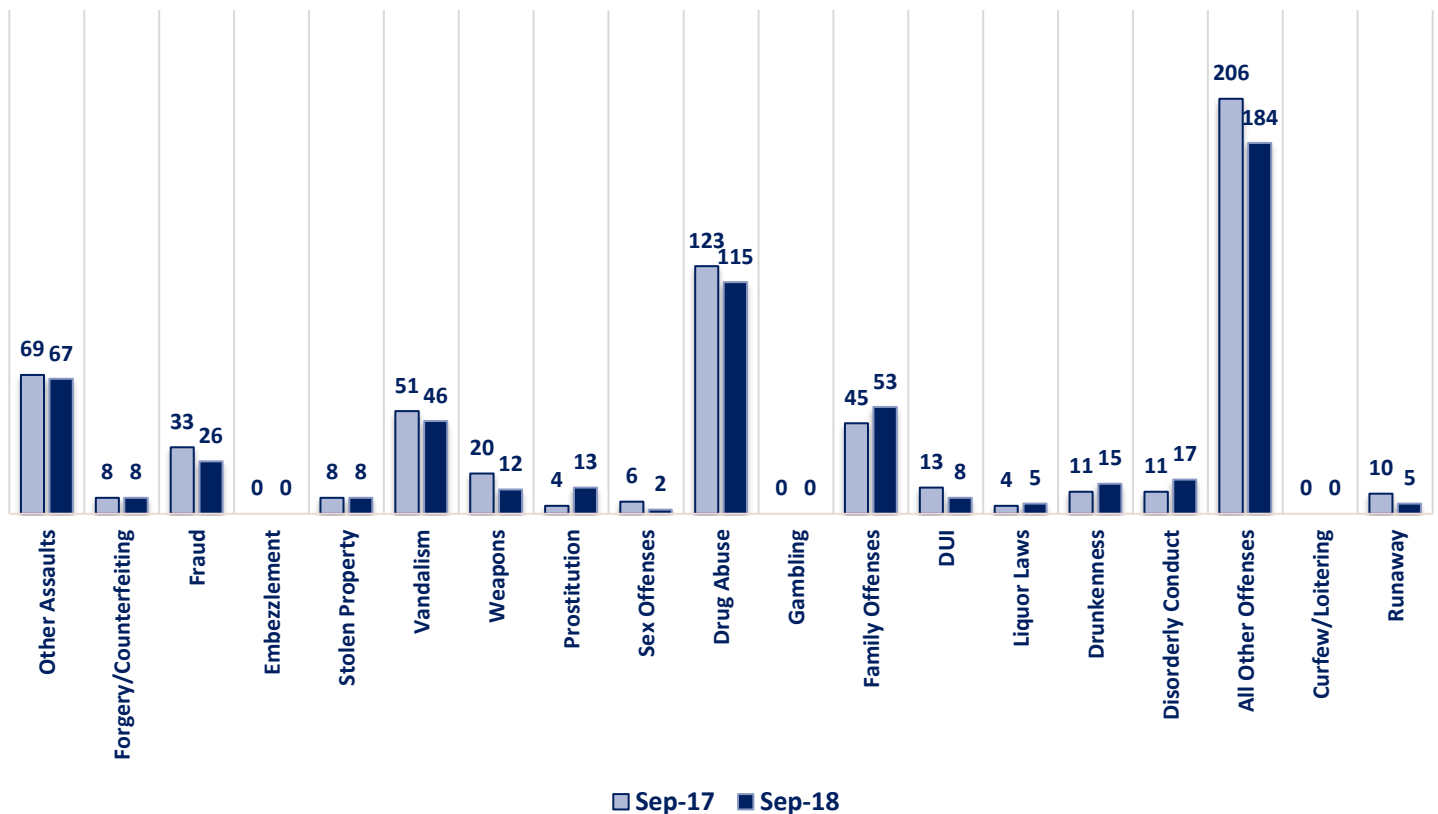
SEPTEMBER 2018 - PART I & II OFFENSE PERCENTAGES



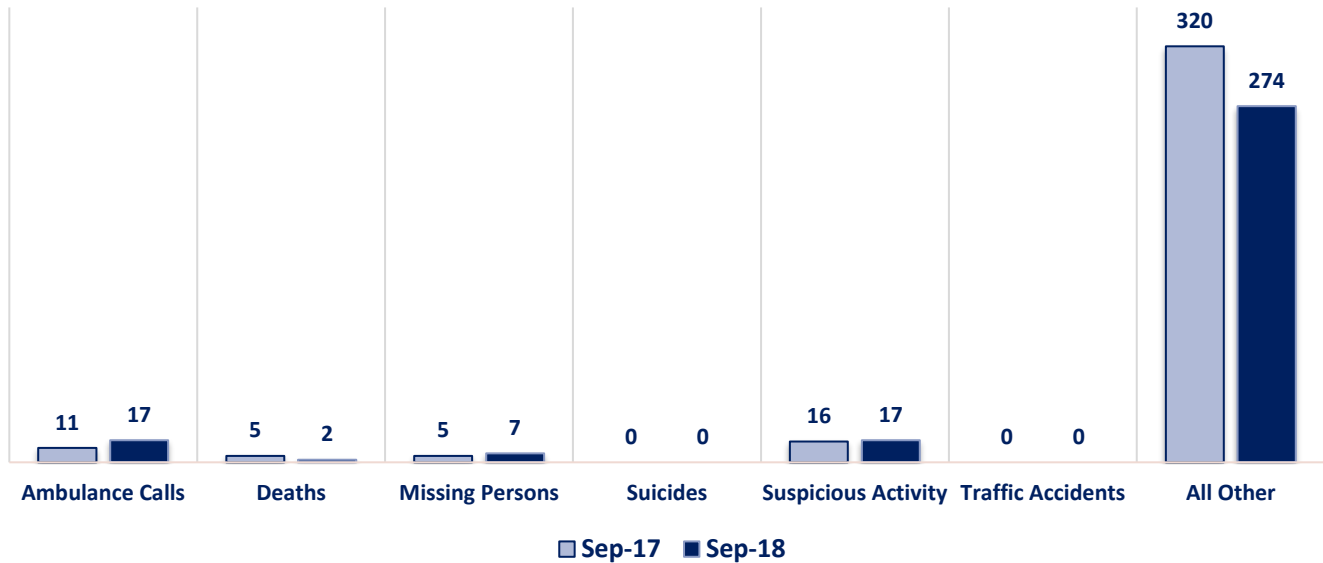
Part I Offenses



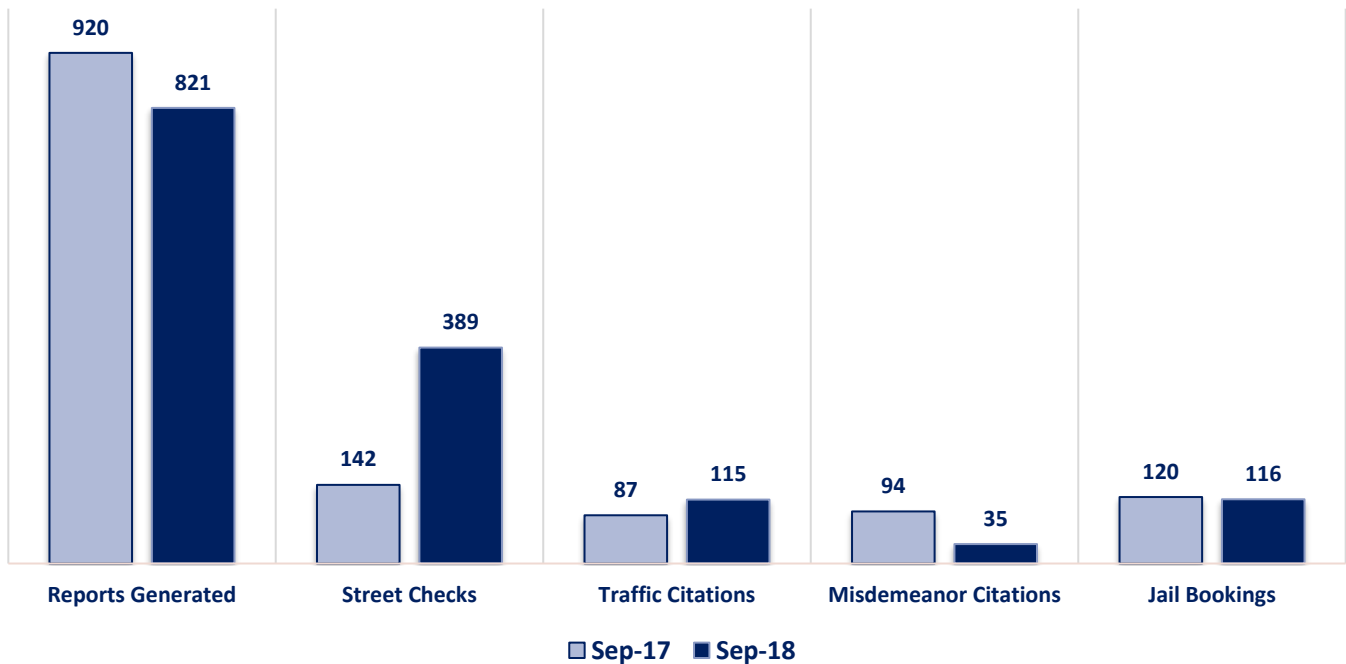
Part II Offenses



Non-UCR Offenses

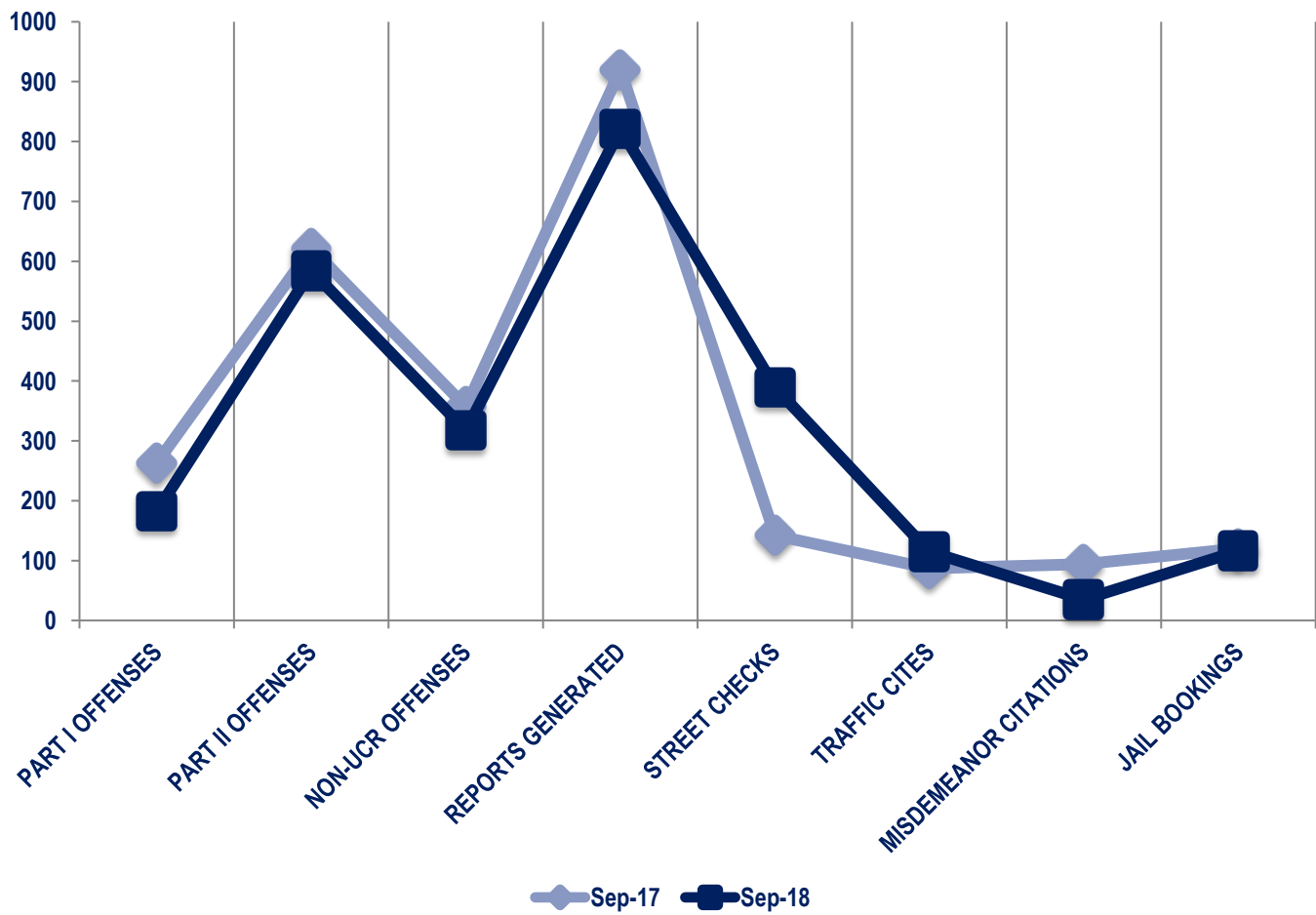


Other Event Totals



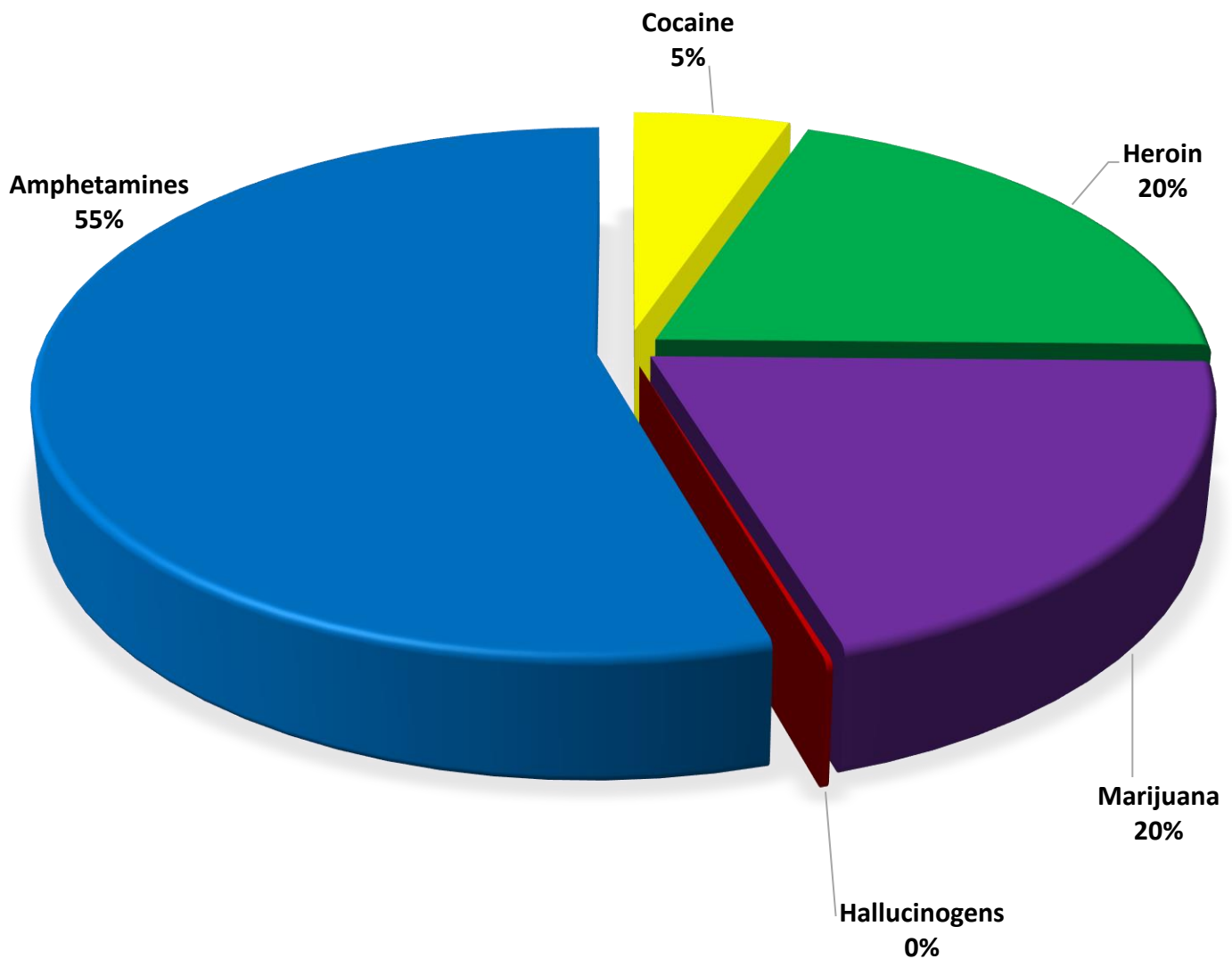
Combined Offense/Event Trends

	SEP 2017	SEP 2018
Part I Offenses	263	182
Part II Offenses	622	584
NonUCR Offenses	357	317
Reports Generated	920	821
Street Checks	142	389
Traffic Citations	87	115
Misdemeanor Citations	94	35
Jail Bookings	120	116



Seized Drugs

TYPE	DOSES	STREET VALUE
Cocaine	174.6	\$ 1,746.00
Heroin	664.5	\$ 6,645.00
Marijuana	663.1	\$ 3,978.38
Hallucinogens	5.6	\$ 11.29
Amphetamines	1809.4	\$ 18,094.00
TOTAL	3317.2	\$ 30,474.67



Part I & II Offenses - One Year

