



CITY COUNCIL DISTRICT #3

MONTHLY OFFENSE SUMMARY

SEPTEMBER 2018

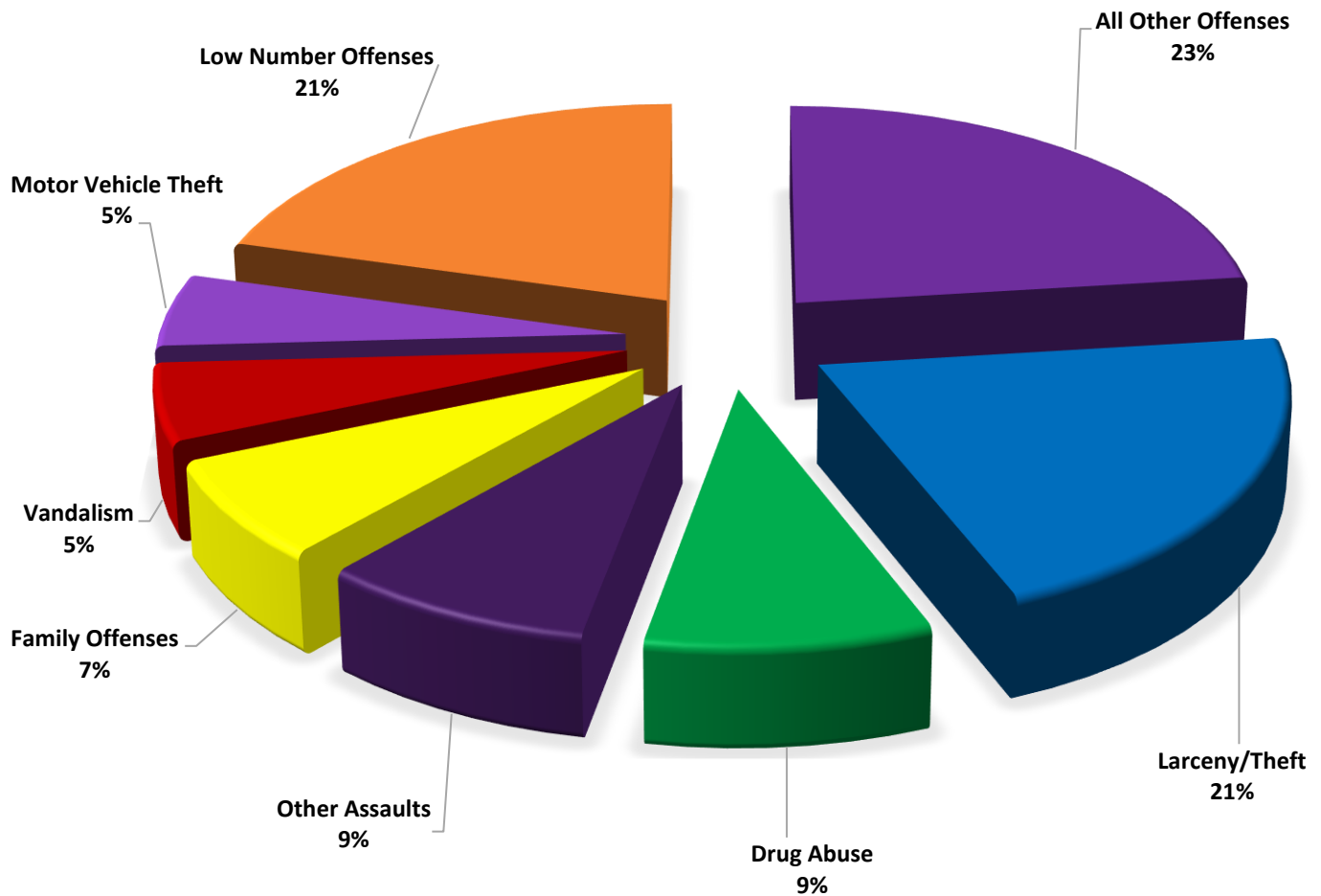
These figures represent preliminary counts of original Police Incident Reports and include all offenses within the above listed City Council District only. Full statistical analysis to determine the confidence level of this data has not been performed. The results contained herein are approximate in relation to the listed area and may not fully coincide with data shown in other areas of SLCPD's Crime Statistics page such as Calls for Service, Crimes Trending, and Crime Reports due to and reflective of departmental procedures that were in place at the time the event occurred and the date this data was compiled. Results displayed are not distinguished as attempted or completed crimes, do not include other calls for police service, and only represent police service where a report was made. Police Incident Reports are classified by primary offense categories as defined by the Uniform Crime Reporting (UCR) system, however for this report all offenses are included, and each incident may have more than one offense listed on it. In cases where there is more than one offense listed, all offenses are counted individually. Although every reasonable verification effort is made, the accuracy of any data is subject to the constraints of the report generation process as well as the manner, format, and point in time of any query.

PART I OFFENSES:	Chosen by the FBI as Part I Offenses because they are serious crimes that occur with regularity in all areas of the country and are likely to be reported to Police.
PART II OFFENSES:	All other crimes other than the eight Part I Offenses. The Uniform Crime Reporting Program gathers only arrest data for Part II Offenses, however, SLCPD results displayed in this document display all Part II Offenses, regardless of the presence of arrest data.
ALL OTHER OFFENSES:	Under the Part II Offense section, 'All Other Offenses' include Peeping Tom, Trespass, Kidnap/Abduction, Pornography, Extortion/Blackmail, Bribery, Warrants, Sexual Offenses, Obstruction, Public Peace, and Hit & Run.
NON-UCR OFFENSES:	Non-UCR Offenses include reports for all other offenses not classified as a Part I or Part II Offense. Results displayed separate some of these offenses such as Ambulance Calls, Deaths, Missing Persons, Suicides, Suspicious Activity, and Traffic Accidents.
ALL OTHER NON-UCR:	Under the Non-UCR category, 'All Other' include the remainder of offenses not classified as Part I or Part II and not separated from the Non-UCR Offenses. These include things such as Loud Parties, Barking Dogs, Mentally Ill Subjects, Citizen Assistance, etc.
LOW NUMBER OFFENSES:	On page two, in the interest of space and allowing for easier viewing, the category titled 'Low Number Offenses' include Part I and Part II Offenses from page one that have totals under the amount of 15.

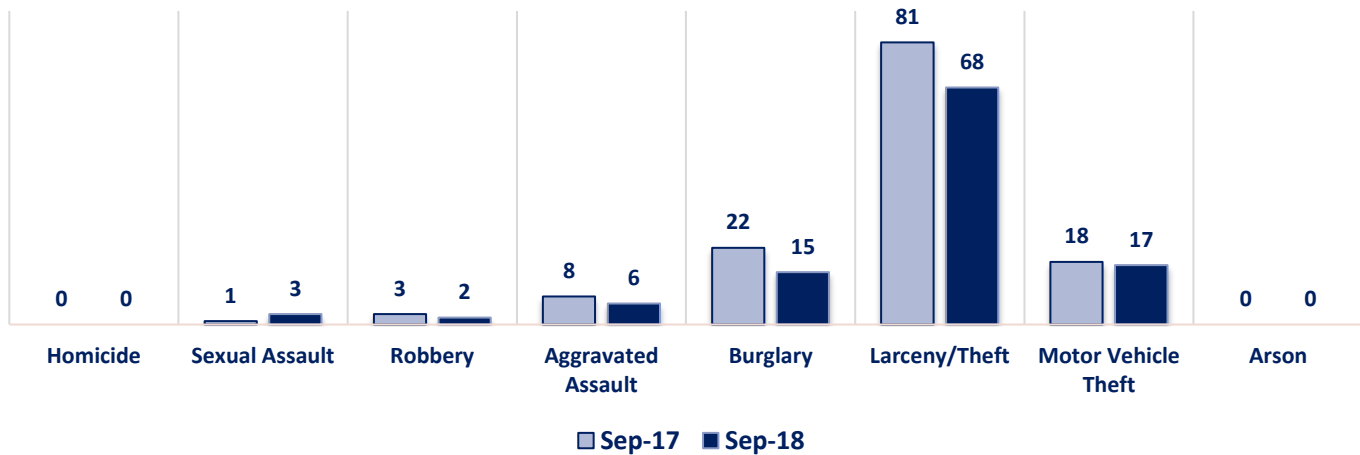
Offenses

PART I OFFENSES	OFFENSE	SEP 17	SEP 18	OFFENSE	SEP 17	SEP 18
	Homicide	0	0	Other Assaults	30	28
	Sexual Assault	1	3	Forgery/Counterfeit	1	4
	Robbery	3	2	Fraud	17	9
	Aggravated Assault	8	6	Embezzlement	0	0
	Burglary	22	15	Stolen Property	3	3
	Larceny/Theft	81	68	Vandalism	28	18
	Motor Vehicle Theft	18	17	Weapons	0	5
NON-UCR OFFENSES	Arson	0	0	Prostitution	0	2
	PART I TOTALS	133	111	Sex Offenses	1	3
	Ambulance Calls	8	9	Drug Abuse	27	29
	Deaths	2	5	Gambling	0	0
	Missing Persons	5	2	Family Offenses	16	23
	Suicides	2	1	DUI	13	4
	Suspicious Activity	7	7	Liquor Laws	1	0
	Traffic Accidents	0	0	Drunkenness	4	7
TOTALS	All Other	152	136	Disorderly Conduct	4	3
	NON-UCR TOTALS	176	160	All Other Offenses	56	75
	PART I OFFENSES	133	111	Curfew/Loitering	0	0
	PART II OFFENSES	202	214	Runaway	1	1
	NON-UCR OFFENSES	176	160	PART II TOTALS	202	214
	TOTAL	511	485			

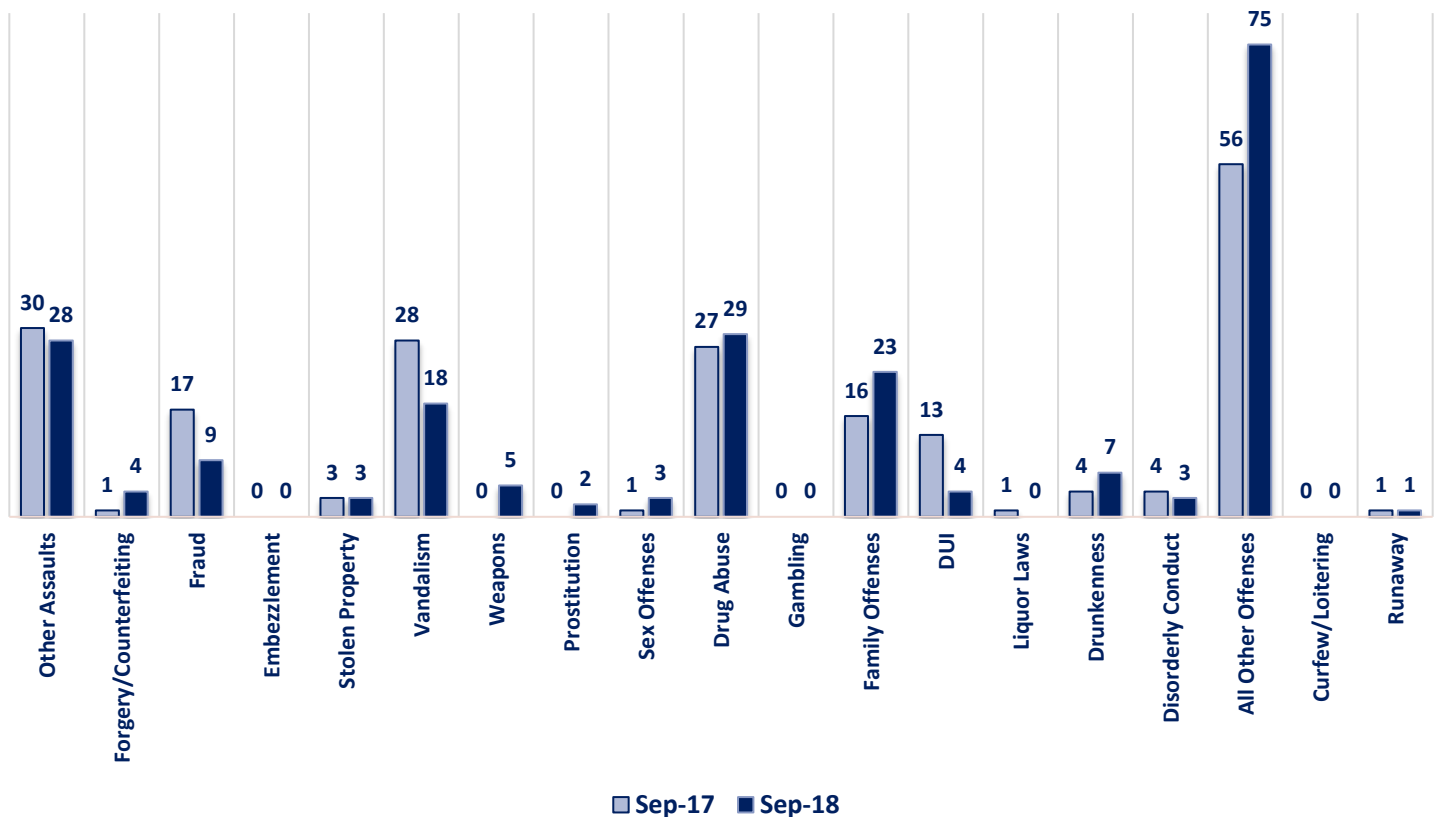
SEPTEMBER 2018 - PART I & II OFFENSE PERCENTAGES



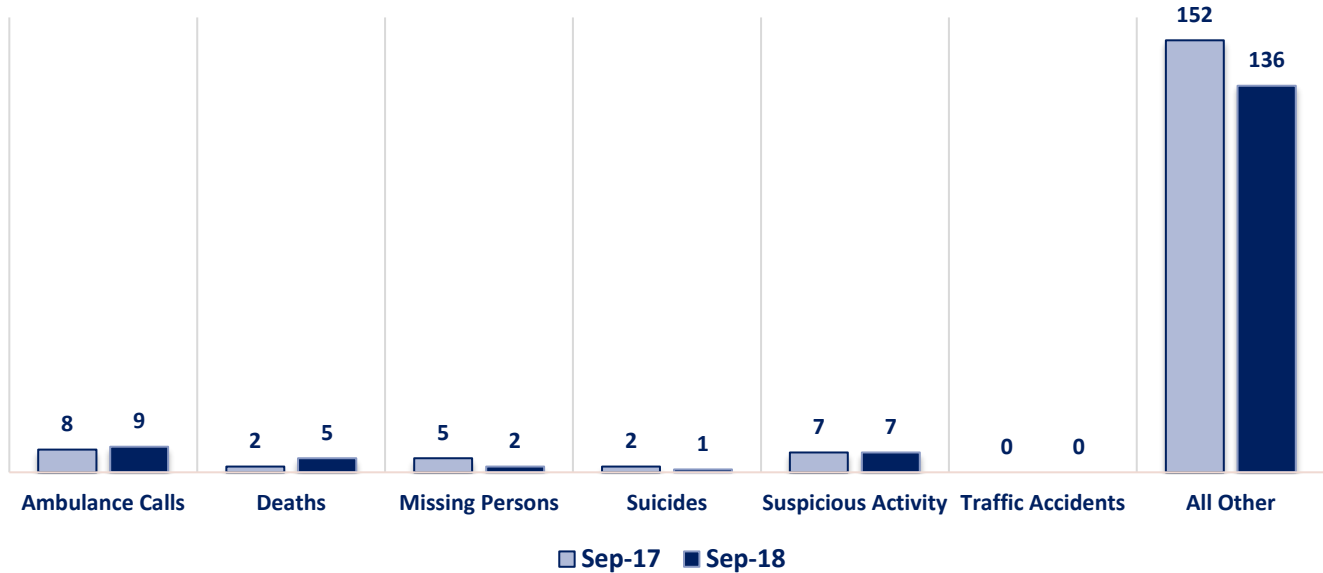
Part I Offenses



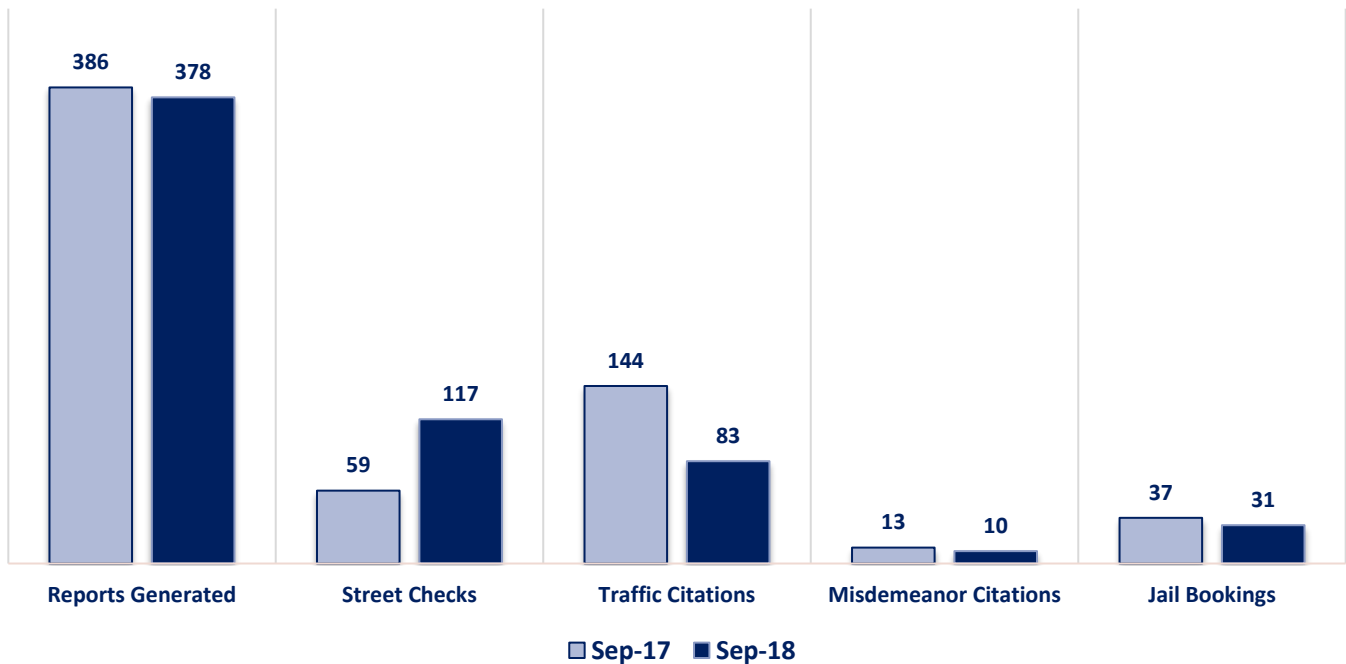
Part II Offenses



Non-UCR Offenses

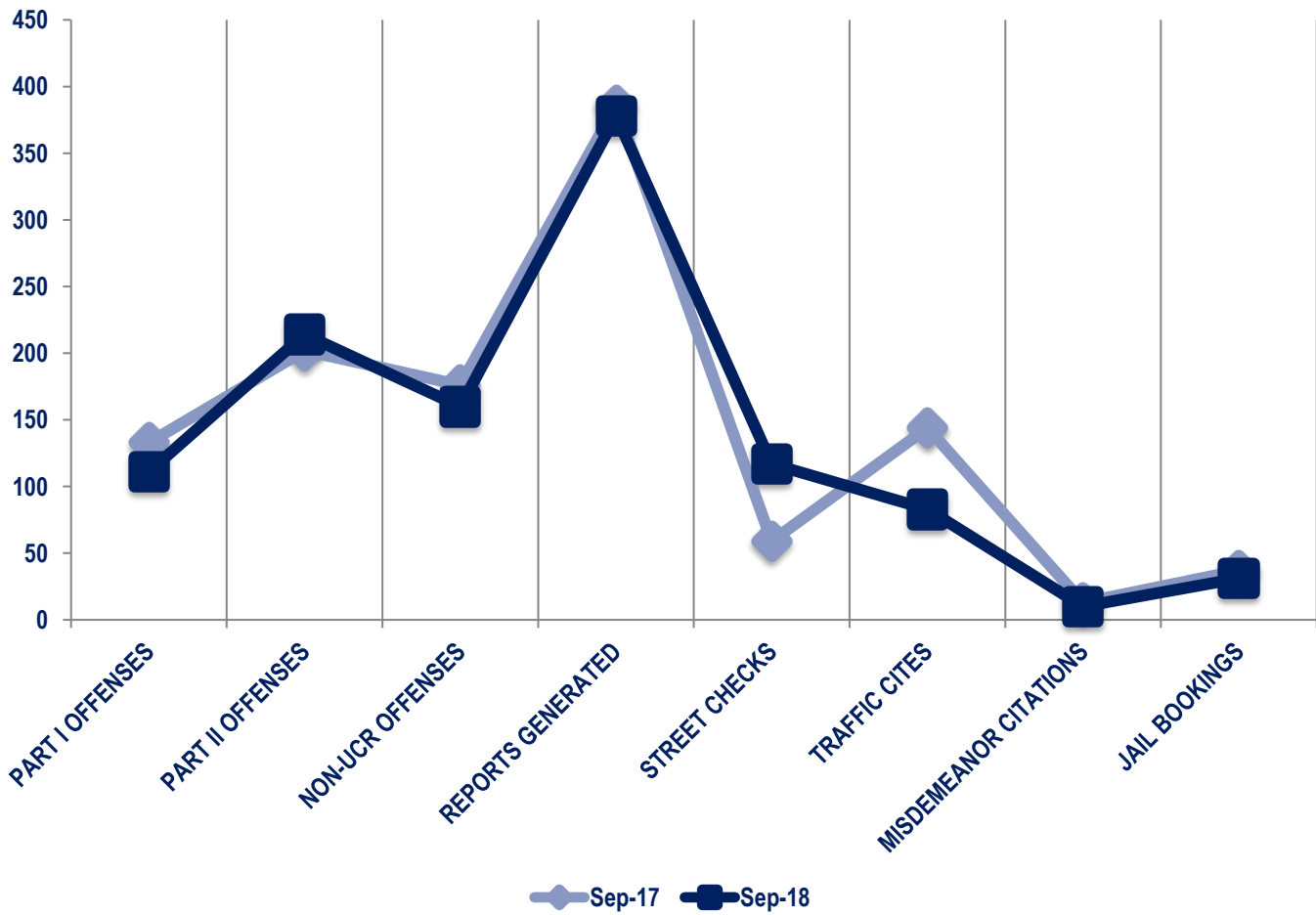


Other Event Totals



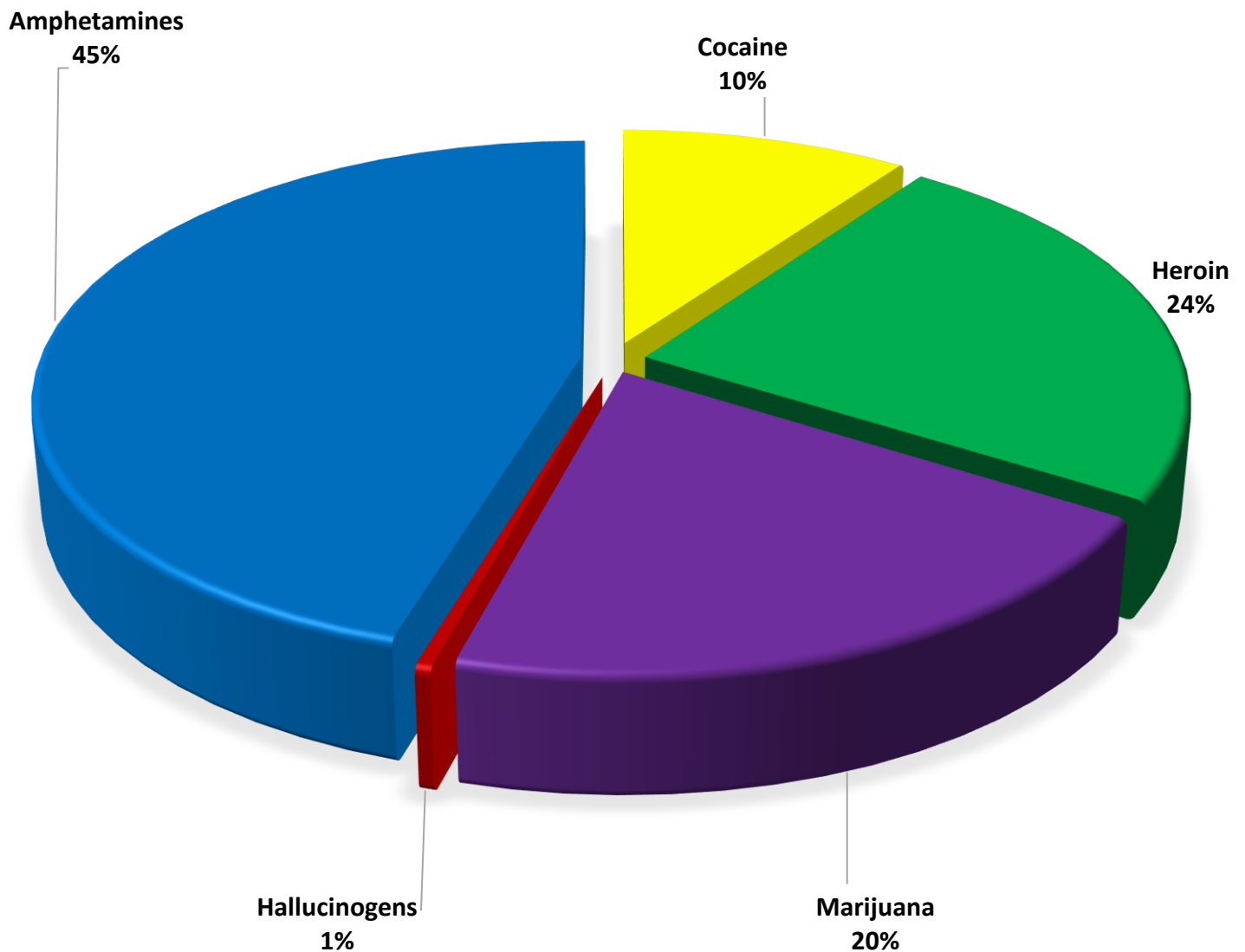
Combined Offense/Event Trends

	SEP 2017	SEP 2018
Part I Offenses	133	111
Part II Offenses	202	214
NonUCR Offenses	176	160
Reports Generated	386	378
Street Checks	59	117
Traffic Citations	144	83
Misdemeanor Citations	13	10
Jail Bookings	37	31



Seized Drugs

TYPE	DOSES	STREET VALUE
Cocaine	88.0	\$ 880.00
Heroin	213.2	\$ 2,132.25
Marijuana	181.3	\$ 1,087.57
Hallucinogens	3.6	\$ 7.29
Amphetamines	403.0	\$ 4,030.00
TOTAL	889.1	\$ 8,137.11



Part I & II Offenses - One Year

