



## CITY COUNCIL DISTRICT #5 MONTHLY OFFENSE SUMMARY

### SEPTEMBER 2018

These figures represent preliminary counts of original Police Incident Reports and include all offenses within the above listed City Council District only. Full statistical analysis to determine the confidence level of this data has not been performed. The results contained herein are approximate in relation to the listed area and may not fully coincide with data shown in other areas of SLCPD's Crime Statistics page such as Calls for Service, Crimes Trending, and Crime Reports due to and reflective of departmental procedures that were in place at the time the event occurred and the date this data was compiled. Results displayed are not distinguished as attempted or completed crimes, do not include other calls for police service, and only represent police service where a report was made. Police Incident Reports are classified by primary offense categories as defined by the Uniform Crime Reporting (UCR) system, however for this report all offenses are included, and each incident may have more than one offense listed on it. In cases where there is more than one offense listed, all offenses are counted individually. Although every reasonable verification effort is made, the accuracy of any data is subject to the constraints of the report generation process as well as the manner, format, and point in time of any query.

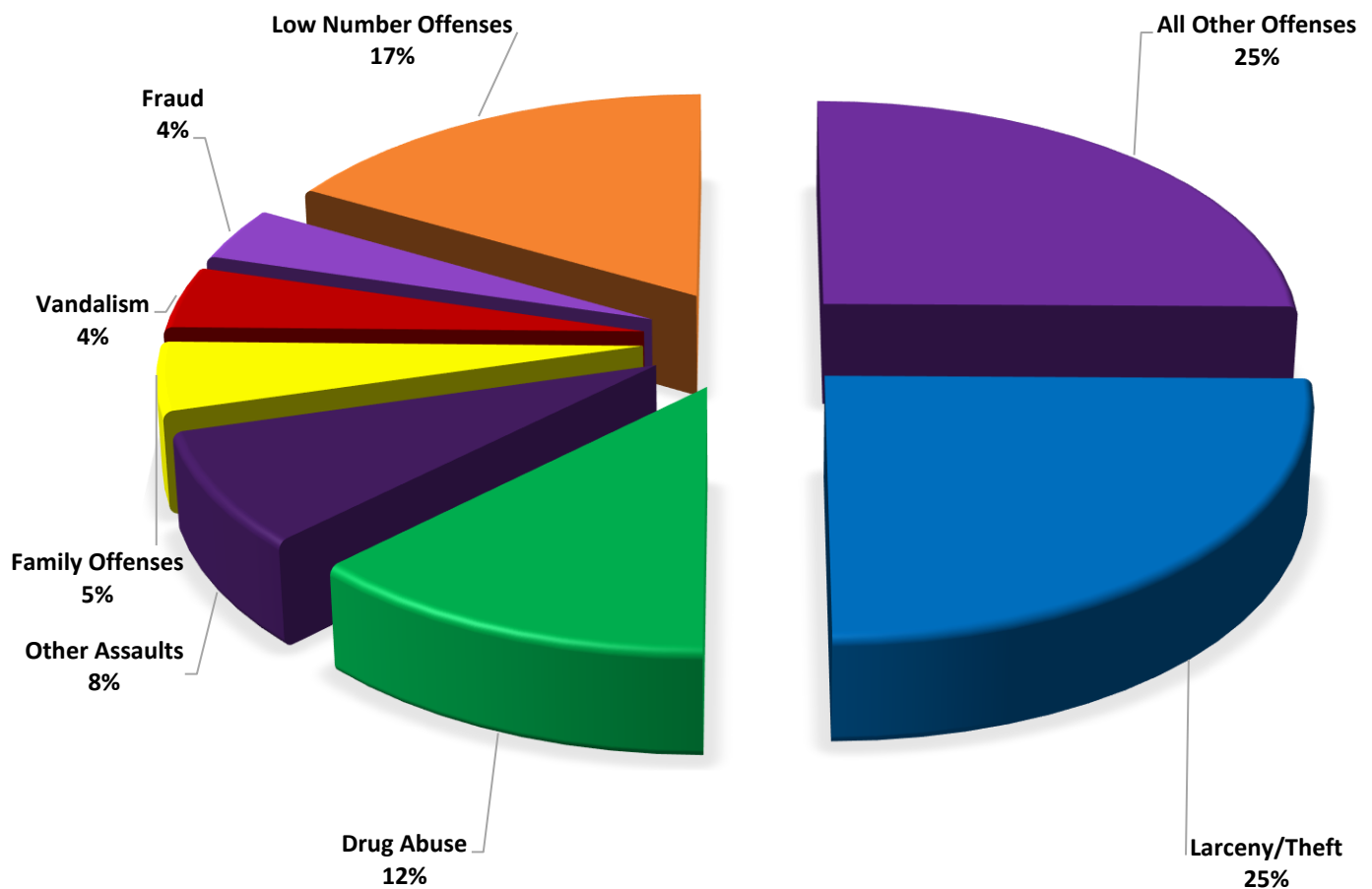
---

<b>PART I OFFENSES:</b>	Chosen by the FBI as Part I Offenses because they are serious crimes that occur with regularity in all areas of the country and are likely to be reported to Police.
<b>PART II OFFENSES:</b>	All other crimes other than the eight Part I Offenses. The Uniform Crime Reporting Program gathers only arrest data for Part II Offenses, however, SLCPD results displayed in this document display all Part II Offenses, regardless of the presence of arrest data.
<b>ALL OTHER OFFENSES:</b>	Under the Part II Offense section, 'All Other Offenses' include Peeping Tom, Trespass, Kidnap/Abduction, Pornography, Extortion/Blackmail, Bribery, Warrants, Sexual Offenses, Obstruction, Public Peace, and Hit & Run.
<b>NON-UCR OFFENSES:</b>	Non-UCR Offenses include reports for all other offenses not classified as a Part I or Part II Offense. Results displayed separate some of these offenses such as Ambulance Calls, Deaths, Missing Persons, Suicides, Suspicious Activity, and Traffic Accidents.
<b>ALL OTHER NON-UCR:</b>	Under the Non-UCR category, 'All Other' include the remainder of offenses not classified as Part I or Part II and not separated from the Non-UCR Offenses. These include things such as Loud Parties, Barking Dogs, Mentally Ill Subjects, Citizen Assistance, etc.
<b>LOW NUMBER OFFENSES:</b>	On page two, in the interest of space and allowing for easier viewing, the category titled 'Low Number Offenses' include Part I and Part II Offenses from page one that have totals under the amount of 24.

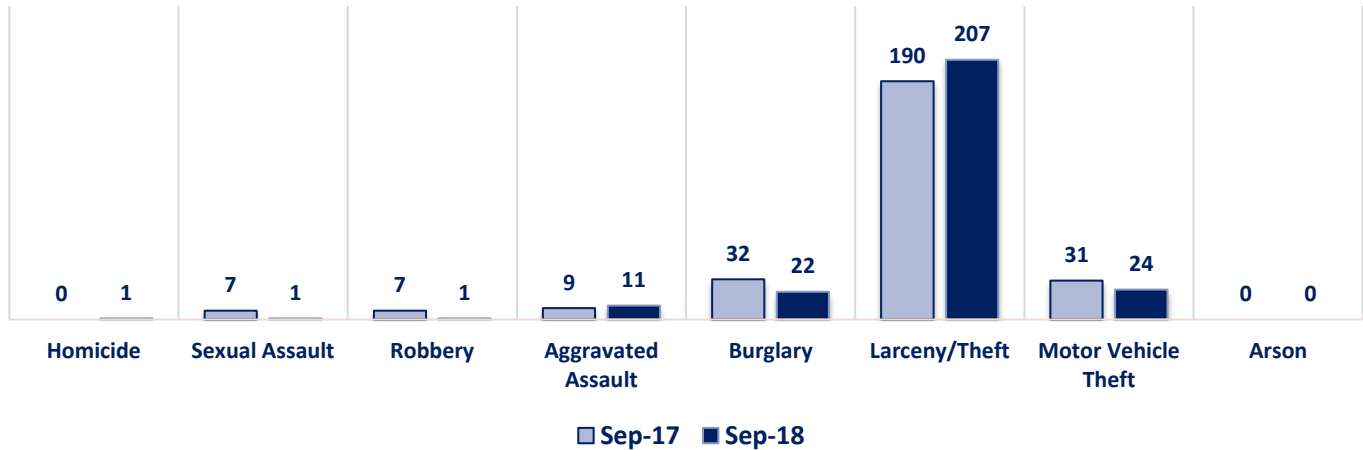
## Offenses

PART I OFFENSES	OFFENSE	SEP 17	SEP 18	OFFENSE	SEP 17	SEP 18
	Homicide	0	1	Other Assaults	60	66
	Sexual Assault	7	1	Forgery/Counterfeit	5	11
	Robbery	7	1	Fraud	35	31
	Aggravated Assault	9	11	Embezzlement	0	0
	Burglary	32	22	Stolen Property	9	6
	Larceny/Theft	190	207	Vandalism	50	36
	Motor Vehicle Theft	31	24	Weapons	10	13
	Arson	0	0	Prostitution	16	4
NON-UCR OFFENSES	PART I TOTALS	276	267	Sex Offenses	4	1
	Ambulance Calls	21	16	Drug Abuse	121	105
	Deaths	0	7	Gambling	0	0
	Missing Persons	6	7	Family Offenses	45	40
	Suicides	0	1	DUI	13	12
	Suspicious Activity	18	25	Liquor Laws	4	2
	Traffic Accidents	0	0	Drunkenness	28	15
	All Other	339	320	Disorderly Conduct	14	11
	NON-UCR TOTALS	384	376	All Other Offenses	219	210
TOTALS	PART I OFFENSES	276	267	Curfew/Loitering	0	0
	PART II OFFENSES	641	567	Runaway	8	4
	NON-UCR OFFENSES	384	376	PART II TOTALS	641	567
	TOTAL	1301	1210			

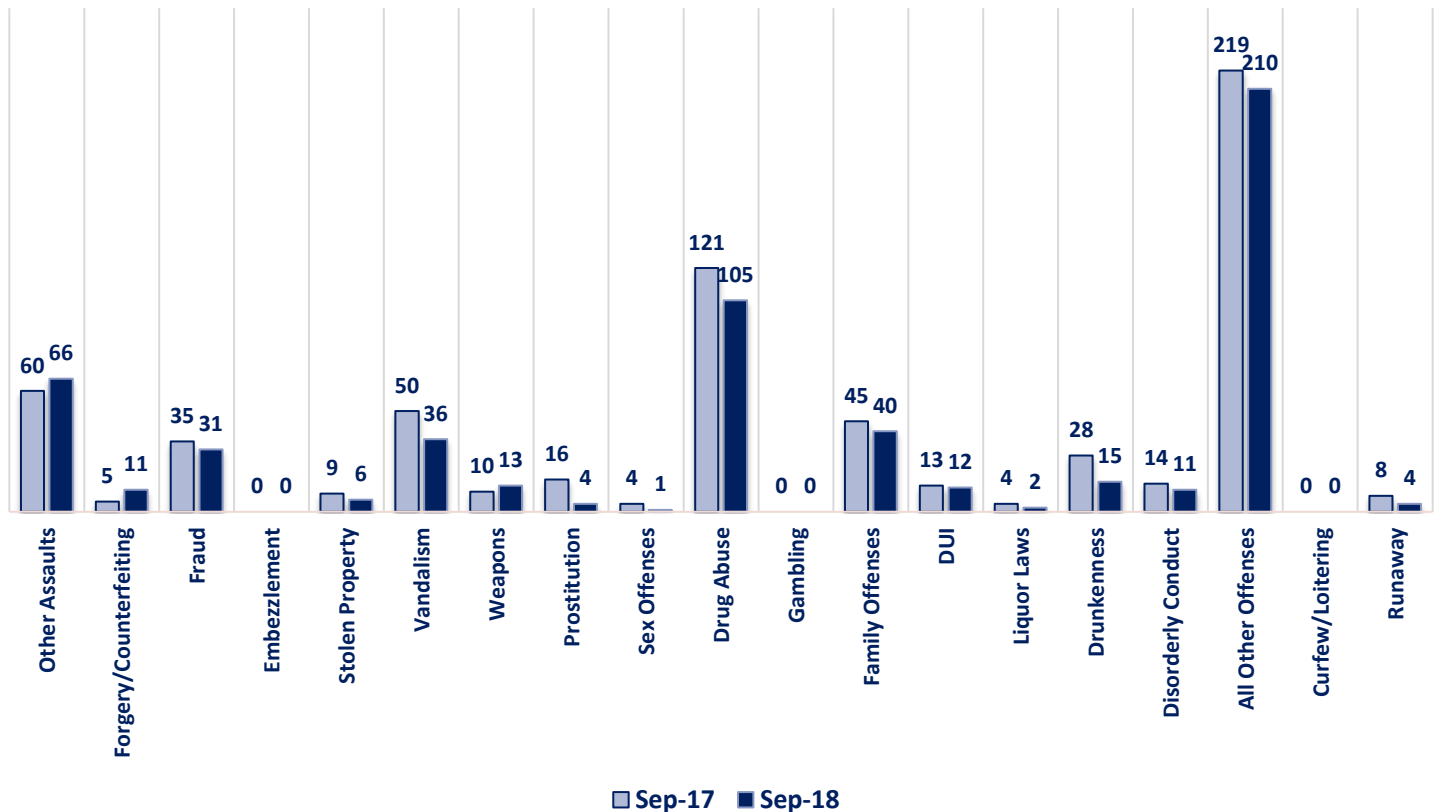
### SEPTEMBER 2018 - PART I & II OFFENSE PERCENTAGES



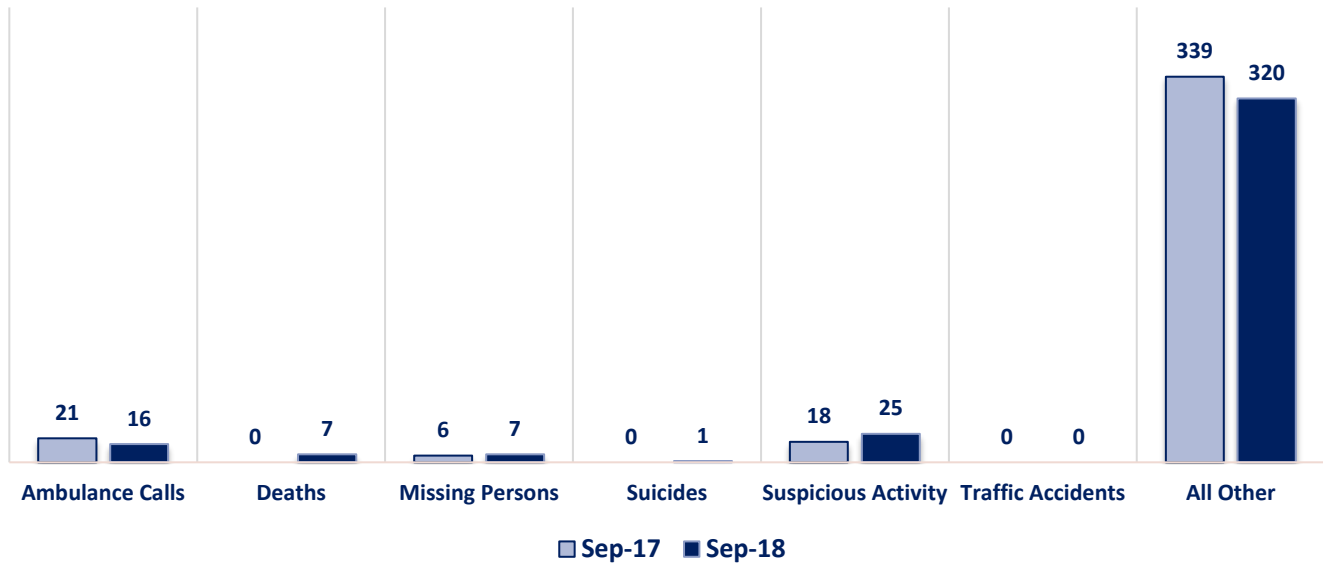
### Part I Offenses



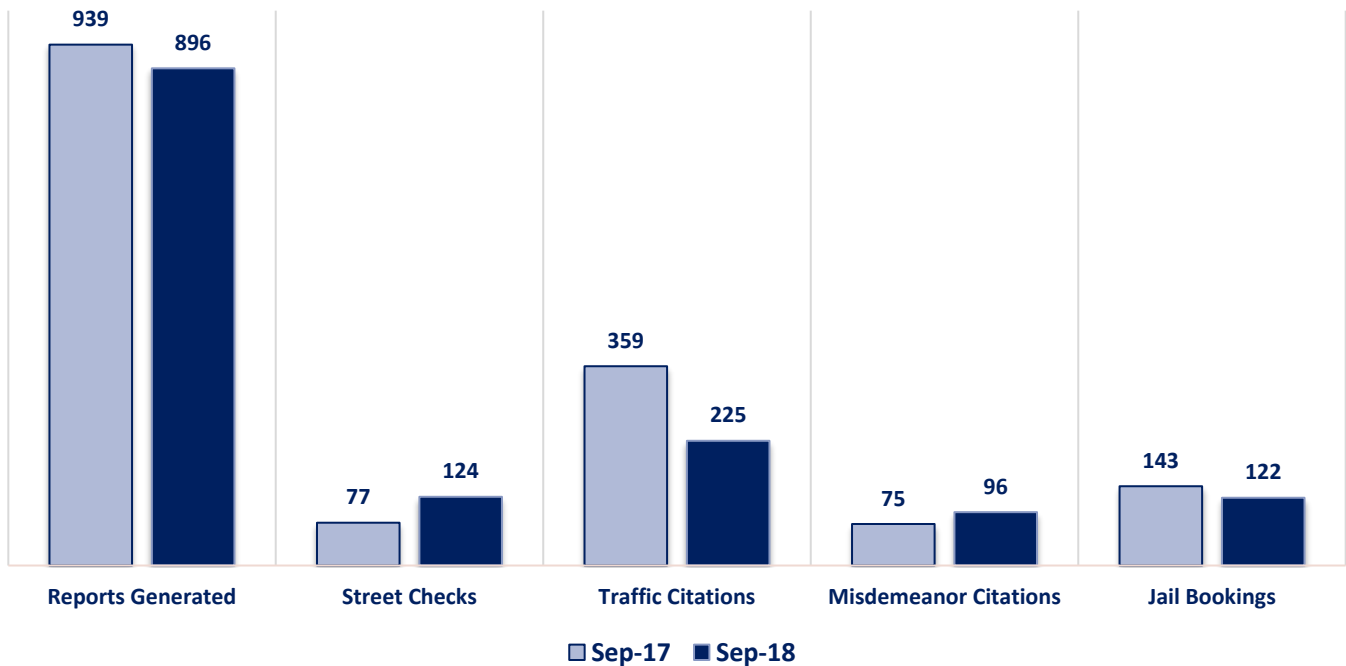
### Part II Offenses



### Non-UCR Offenses

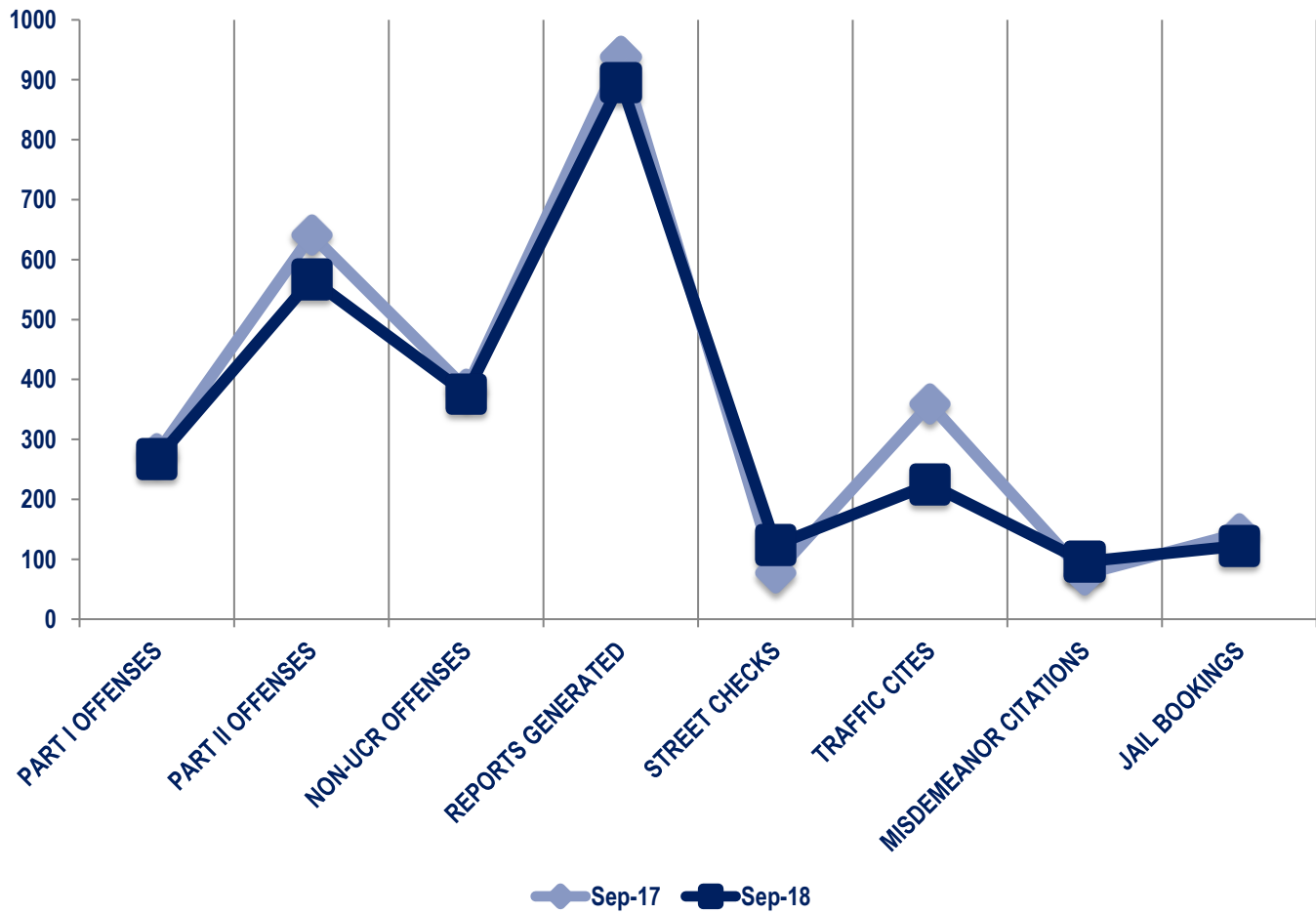


### Other Event Totals



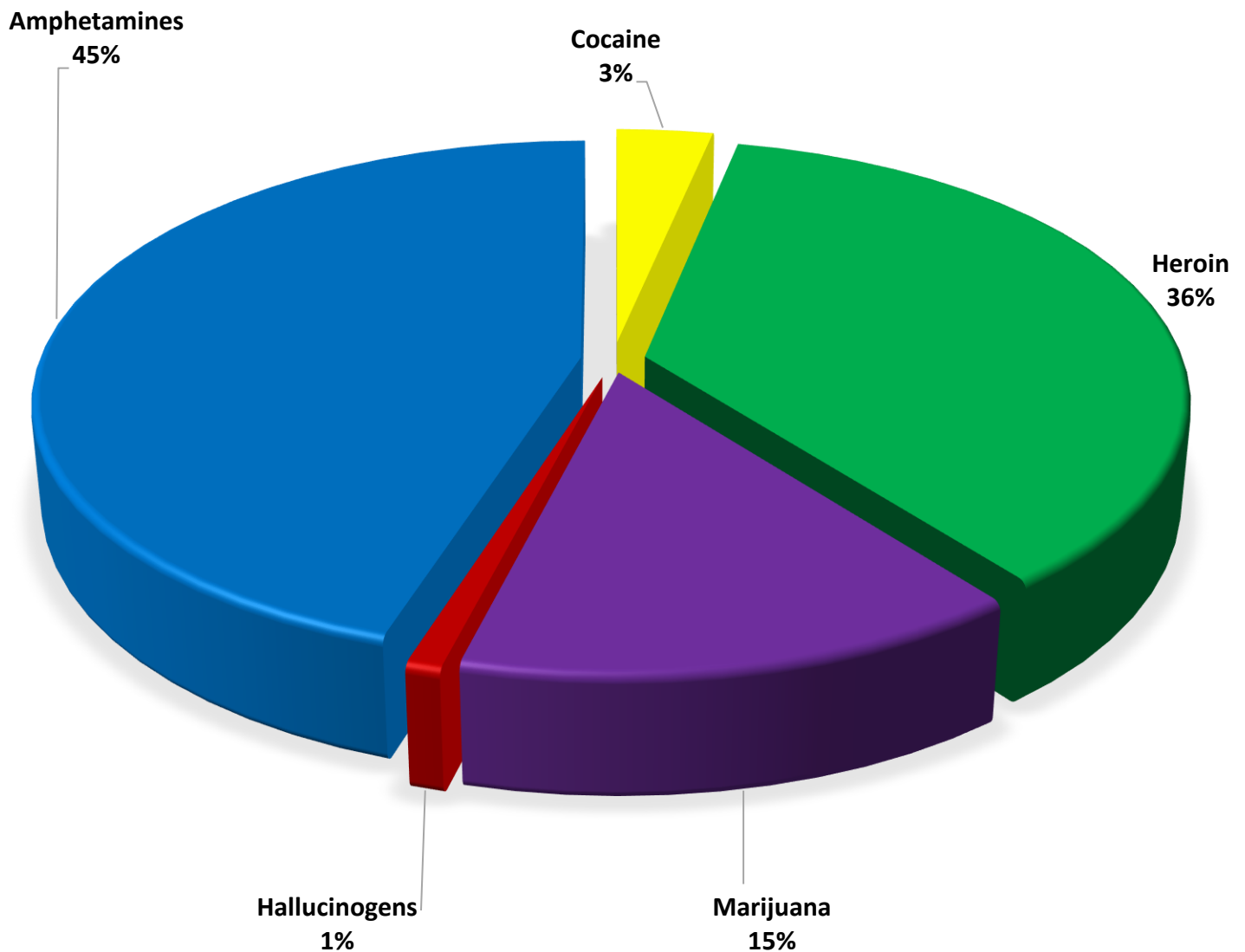
## Combined Offense/Event Trends

	SEP 2017	SEP 2018
<b>Part I Offenses</b>	276	267
<b>Part II Offenses</b>	641	567
<b>NonUCR Offenses</b>	384	376
<b>Reports Generated</b>	939	896
<b>Street Checks</b>	77	124
<b>Traffic Citations</b>	359	225
<b>Misdemeanor Citations</b>	75	96
<b>Jail Bookings</b>	143	122



## Seized Drugs

TYPE	DOSES	STREET VALUE
Cocaine	113.0	\$ 1,130.00
Heroin	1228.2	\$ 12,282.28
Marijuana	493.4	\$ 2,960.56
Hallucinogens	30.9	\$ 61.73
Amphetamines	1530.8	\$ 15,308.01
<b>TOTAL</b>	<b>3396.3</b>	<b>\$ 31,742.58</b>



### Part I & II Offenses - One Year

