



CITY COUNCIL DISTRICT #7

MONTHLY OFFENSE SUMMARY

SEPTEMBER 2018

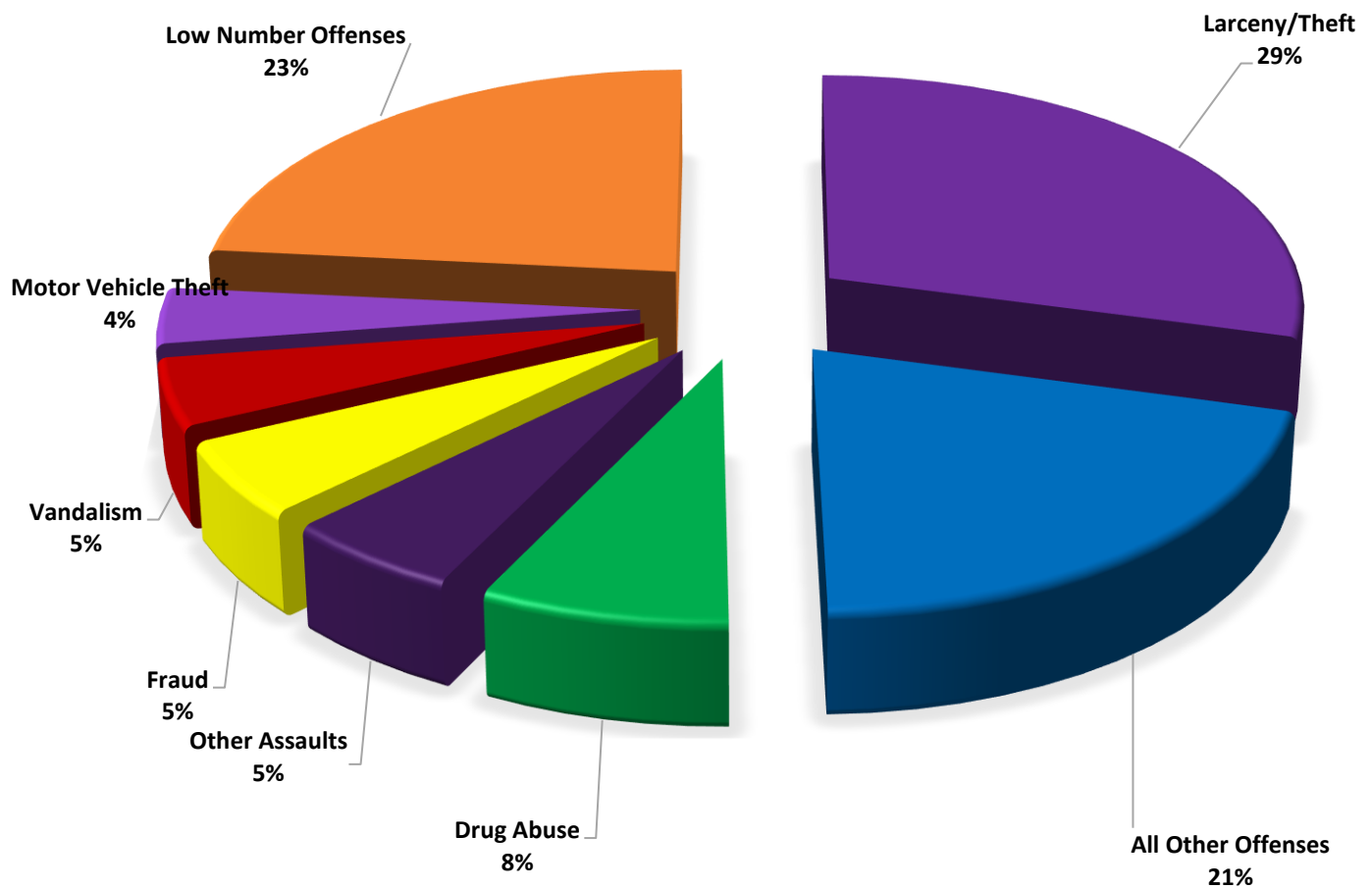
These figures represent preliminary counts of original Police Incident Reports and include all offenses within the above listed City Council District only. Full statistical analysis to determine the confidence level of this data has not been performed. The results contained herein are approximate in relation to the listed area and may not fully coincide with data shown in other areas of SLCPD's Crime Statistics page such as Calls for Service, Crimes Trending, and Crime Reports due to and reflective of departmental procedures that were in place at the time the event occurred and the date this data was compiled. Results displayed are not distinguished as attempted or completed crimes, do not include other calls for police service, and only represent police service where a report was made. Police Incident Reports are classified by primary offense categories as defined by the Uniform Crime Reporting (UCR) system, however for this report all offenses are included, and each incident may have more than one offense listed on it. In cases where there is more than one offense listed, all offenses are counted individually. Although every reasonable verification effort is made, the accuracy of any data is subject to the constraints of the report generation process as well as the manner, format, and point in time of any query.

PART I OFFENSES:	Chosen by the FBI as Part I Offenses because they are serious crimes that occur with regularity in all areas of the country and are likely to be reported to Police.
PART II OFFENSES:	All other crimes other than the eight Part I Offenses. The Uniform Crime Reporting Program gathers only arrest data for Part II Offenses, however, SLCPD results displayed in this document display all Part II Offenses, regardless of the presence of arrest data.
ALL OTHER OFFENSES:	Under the Part II Offense section, 'All Other Offenses' include Peeping Tom, Trespass, Kidnap/Abduction, Pornography, Extortion/Blackmail, Bribery, Warrants, Sexual Offenses, Obstruction, Public Peace, and Hit & Run.
NON-UCR OFFENSES:	Non-UCR Offenses include reports for all other offenses not classified as a Part I or Part II Offense. Results displayed separate some of these offenses such as Ambulance Calls, Deaths, Missing Persons, Suicides, Suspicious Activity, and Traffic Accidents.
ALL OTHER NON-UCR:	Under the Non-UCR category, 'All Other' include the remainder of offenses not classified as Part I or Part II and not separated from the Non-UCR Offenses. These include things such as Loud Parties, Barking Dogs, Mentally Ill Subjects, Citizen Assistance, etc.
LOW NUMBER OFFENSES:	On page two, in the interest of space and allowing for easier viewing, the category titled 'Low Number Offenses' include Part I and Part II Offenses from page one that have totals under the amount of 15.

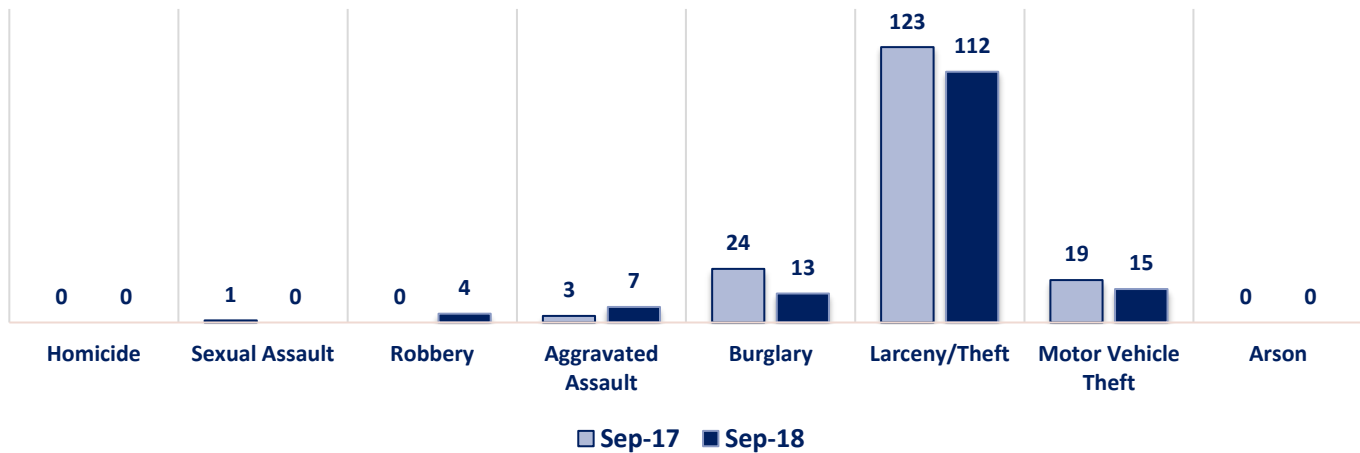
Offenses

PART I OFFENSES	OFFENSE	SEP 17	SEP 18	OFFENSE	SEP 17	SEP 18
	Homicide	0	0	Other Assaults	22	21
	Sexual Assault	1	0	Forgery/Counterfeit	9	10
	Robbery	0	4	Fraud	20	20
	Aggravated Assault	3	7	Embezzlement	0	0
	Burglary	24	13	Stolen Property	2	2
	Larceny/Theft	123	112	Vandalism	25	18
	Motor Vehicle Theft	19	15	Weapons	0	1
	Arson	0	0	Prostitution	2	2
NON-UCR OFFENSES	PART I TOTALS	170	151	Sex Offenses	3	3
	Ambulance Calls	10	10	Drug Abuse	14	29
	Deaths	1	1	Gambling	0	0
	Missing Persons	1	6	Family Offenses	14	12
	Suicides	2	1	DUI	6	6
	Suspicious Activity	5	12	Liquor Laws	1	4
	Traffic Accidents	0	0	Drunkenness	14	15
	All Other	167	180	Disorderly Conduct	4	9
	NON-UCR TOTALS	186	210	All Other Offenses	56	79
TOTALS	PART I OFFENSES	170	151	Curfew/Loitering	0	0
	PART II OFFENSES	193	233	Runaway	1	2
	NON-UCR OFFENSES	186	210	PART II TOTALS	193	233
	TOTAL	549	594			

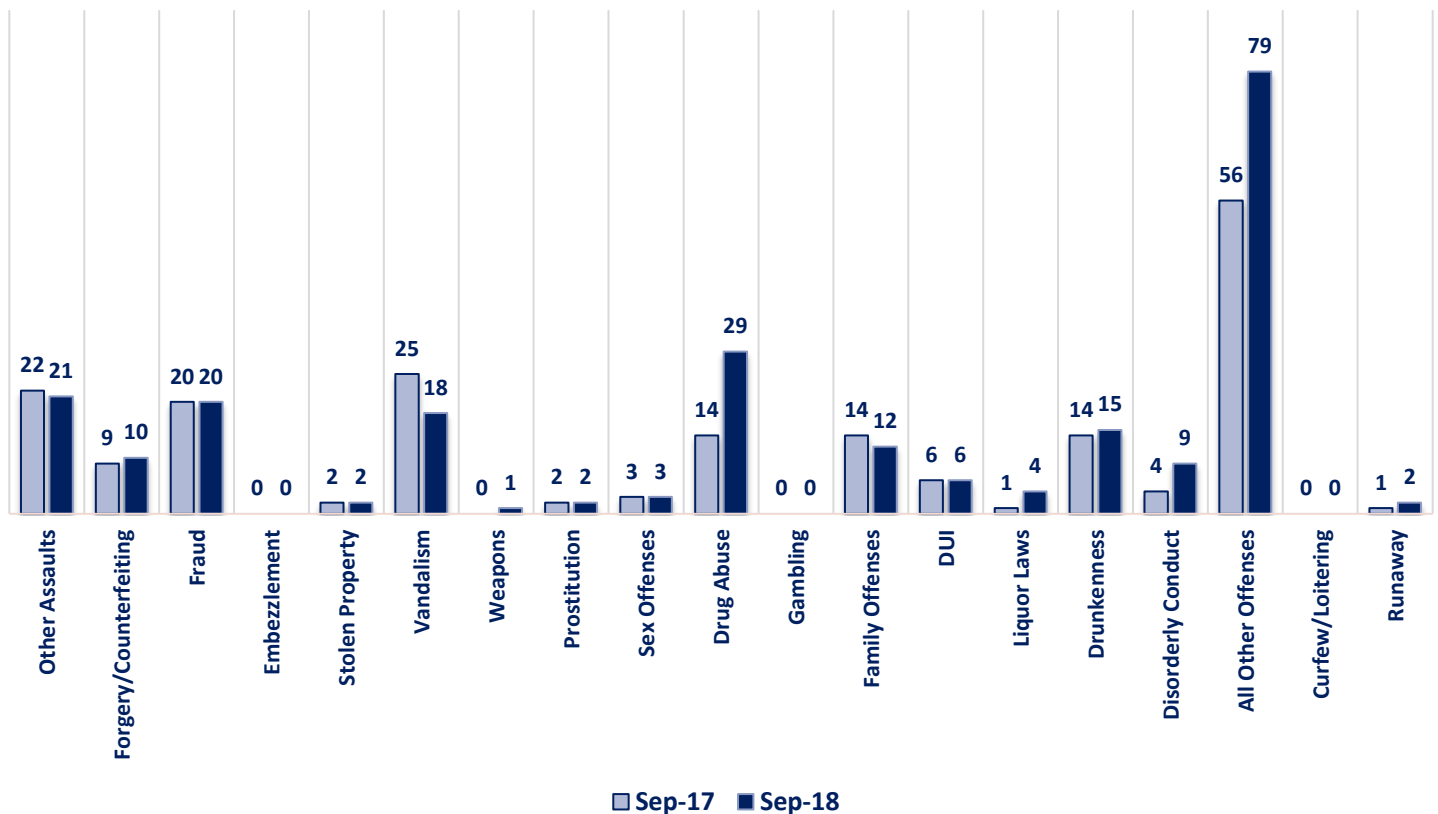
SEPTEMBER 2018 - PART I & II OFFENSE PERCENTAGES



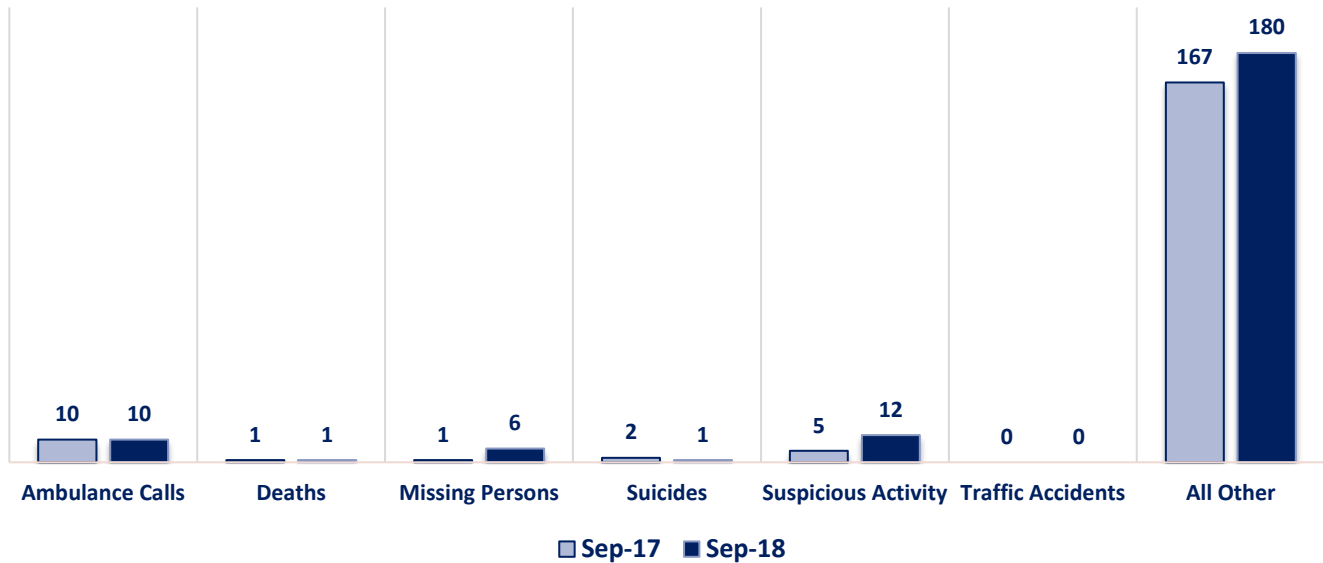
Part I Offenses



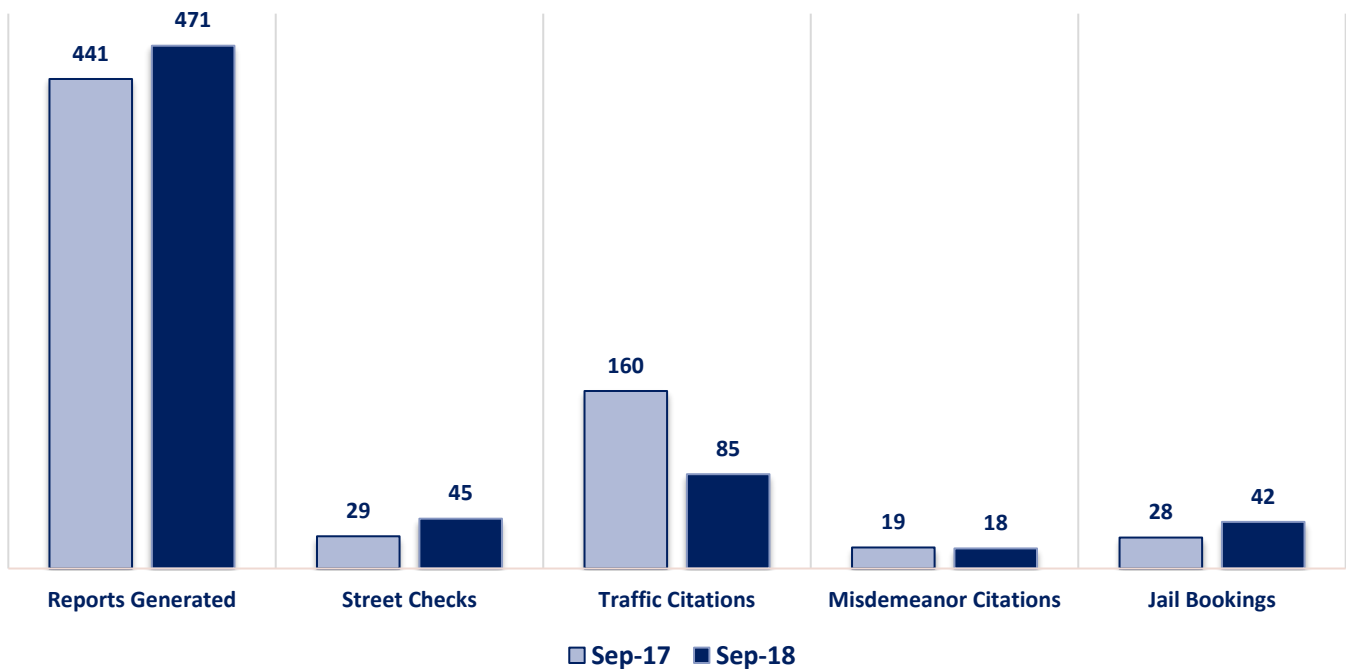
Part II Offenses



Non-UCR Offenses

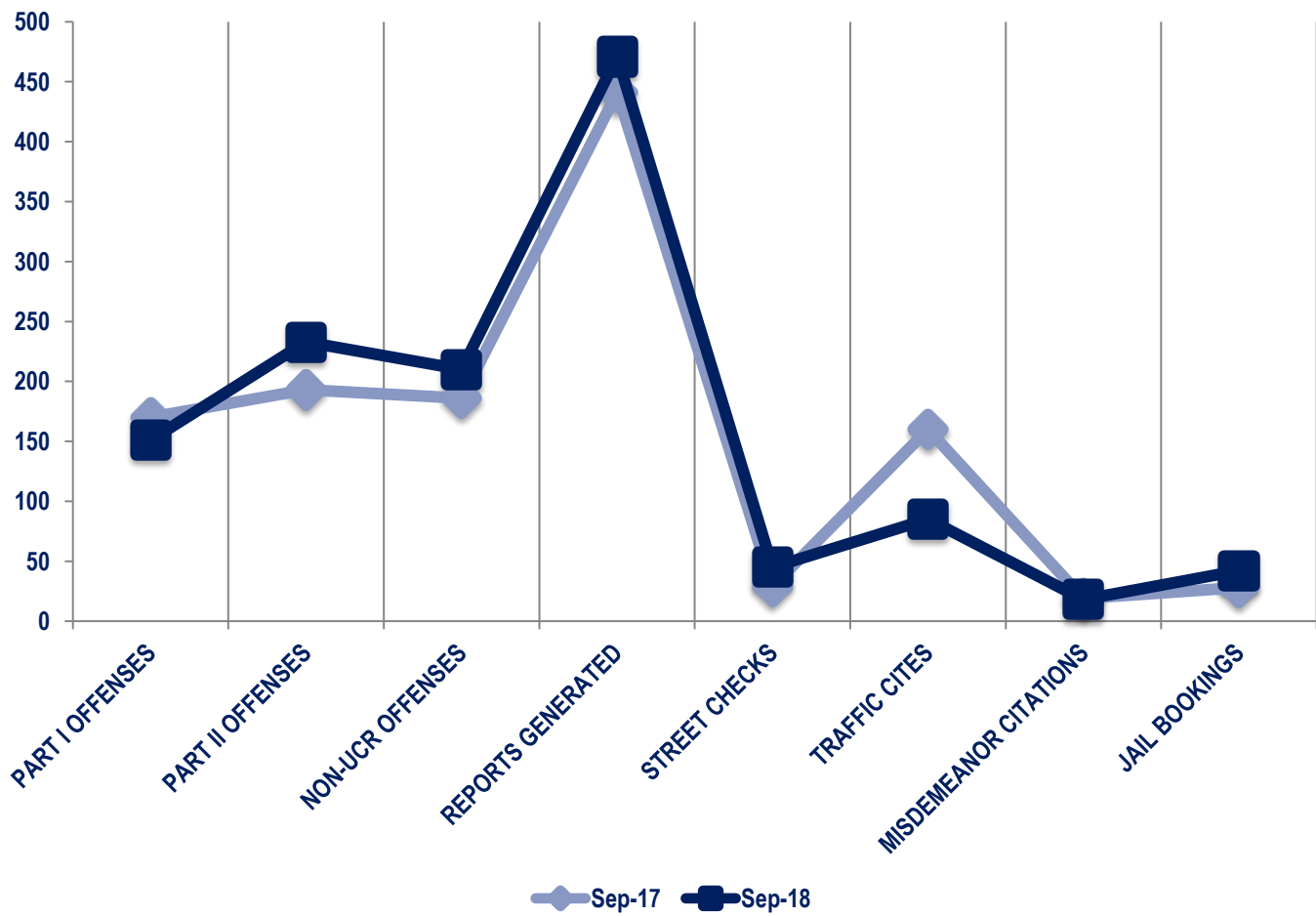


Other Event Totals



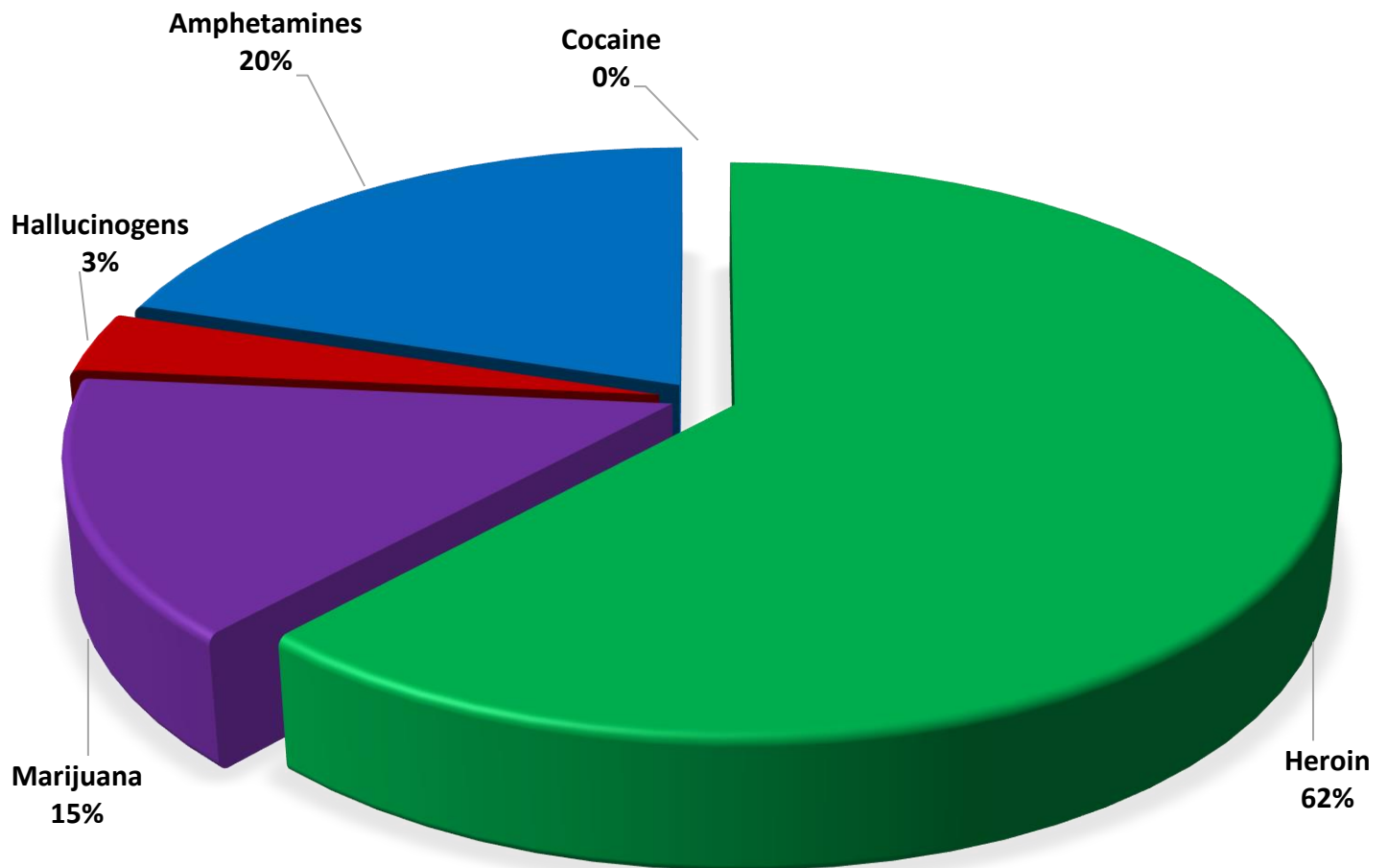
Combined Offense/Event Trends

	SEP 2017	SEP 2018
Part I Offenses	170	151
Part II Offenses	193	233
NonUCR Offenses	186	210
Reports Generated	441	471
Street Checks	29	45
Traffic Citations	160	85
Misdemeanor Citations	19	18
Jail Bookings	28	42



Seized Drugs

TYPE	DOSES	STREET VALUE
Cocaine	0.0	\$ -
Heroin	83.0	\$ 830.00
Marijuana	19.6	\$ 117.46
Hallucinogens	4.6	\$ 9.17
Amphetamines	27.0	\$ 270.00
TOTAL	134.2	\$ 1,226.63



Part I & II Offenses - One Year

