



CITY COUNCIL DISTRICT #2

MONTHLY OFFENSE SUMMARY

OCTOBER 2018

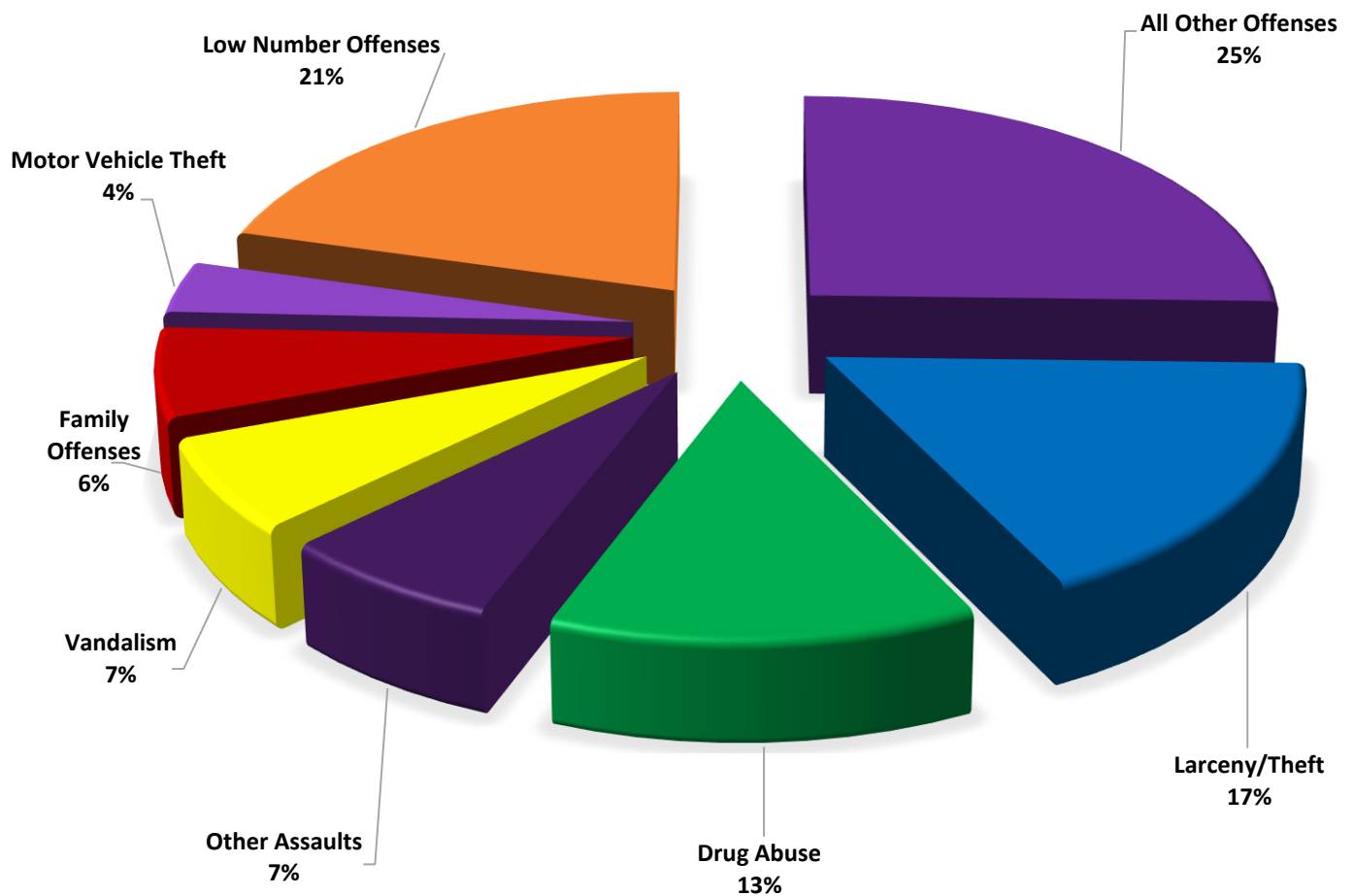
These figures represent preliminary counts of original Police Incident Reports and include all offenses within the above listed City Council District only. Full statistical analysis to determine the confidence level of this data has not been performed. The results contained herein are approximate in relation to the listed area and may not fully coincide with data shown in other areas of SLCPD's Crime Statistics page such as Calls for Service, Crimes Trending, and Crime Reports due to and reflective of departmental procedures that were in place at the time the event occurred and the date this data was compiled. Results displayed are not distinguished as attempted or completed crimes, do not include other calls for police service, and only represent police service where a report was made. Police Incident Reports are classified by primary offense categories as defined by the Uniform Crime Reporting (UCR) system, however for this report all offenses are included, and each incident may have more than one offense listed on it. In cases where there is more than one offense listed, all offenses are counted individually. Although every reasonable verification effort is made, the accuracy of any data is subject to the constraints of the report generation process as well as the manner, format, and point in time of any query.

PART I OFFENSES:	Chosen by the FBI as Part I Offenses because they are serious crimes that occur with regularity in all areas of the country and are likely to be reported to Police.
PART II OFFENSES:	All other crimes other than the eight Part I Offenses. The Uniform Crime Reporting Program gathers only arrest data for Part II Offenses, however, SLCPD results displayed in this document display all Part II Offenses, regardless of the presence of arrest data.
ALL OTHER OFFENSES:	Under the Part II Offense section, 'All Other Offenses' include Peeping Tom, Trespass, Kidnap/Abduction, Pornography, Extortion/Blackmail, Bribery, Warrants, Sexual Offenses, Obstruction, Public Peace, and Hit & Run.
NON-UCR OFFENSES:	Non-UCR Offenses include reports for all other offenses not classified as a Part I or Part II Offense. Results displayed separate some of these offenses such as Ambulance Calls, Deaths, Missing Persons, Suicides, Suspicious Activity, and Traffic Accidents.
ALL OTHER NON-UCR:	Under the Non-UCR category, 'All Other' include the remainder of offenses not classified as Part I or Part II and not separated from the Non-UCR Offenses. These include things such as Loud Parties, Barking Dogs, Mentally Ill Subjects, Citizen Assistance, etc.
LOW NUMBER OFFENSES:	On page two, in the interest of space and allowing for easier viewing, the category titled 'Low Number Offenses' include Part I and Part II Offenses from page one that have totals under the amount of 24.

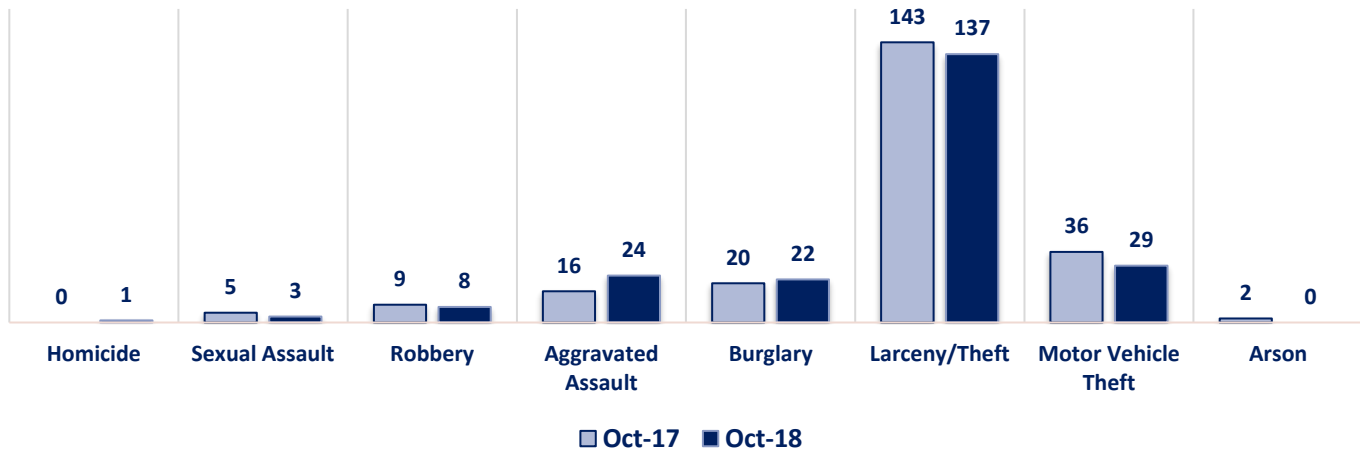
Offenses

PART I OFFENSES	OFFENSE	OCT 17	OCT 18	OFFENSE	OCT 17	OCT 18
	Homicide	0	1	Other Assaults	62	55
	Sexual Assault	5	3	Forgery/Counterfeit	15	8
	Robbery	9	8	Fraud	27	20
	Aggravated Assault	16	24	Embezzlement	0	0
	Burglary	20	22	Stolen Property	3	8
	Larceny/Theft	143	137	Vandalism	59	52
	Motor Vehicle Theft	36	29	Weapons	7	13
	Arson	2	0	Prostitution	4	0
NON-UCR OFFENSES	PART I TOTALS	231	224	Sex Offenses	2	3
	Ambulance Calls	15	16	Drug Abuse	96	104
	Deaths	10	2	Gambling	0	6
	Missing Persons	4	11	Family Offenses	45	50
	Suicides	0	0	DUI	10	13
	Suspicious Activity	15	23	Liquor Laws	6	6
	Traffic Accidents	0	0	Drunkenness	14	8
	All Other	341	316	Disorderly Conduct	5	14
	NON-UCR TOTALS	385	368	All Other Offenses	175	201
TOTALS	PART I OFFENSES	231	224	Curfew/Loitering	0	0
	PART II OFFENSES	537	567	Runaway	7	6
	NON-UCR OFFENSES	385	368	PART II TOTALS	537	567
	TOTAL	1153	1159			

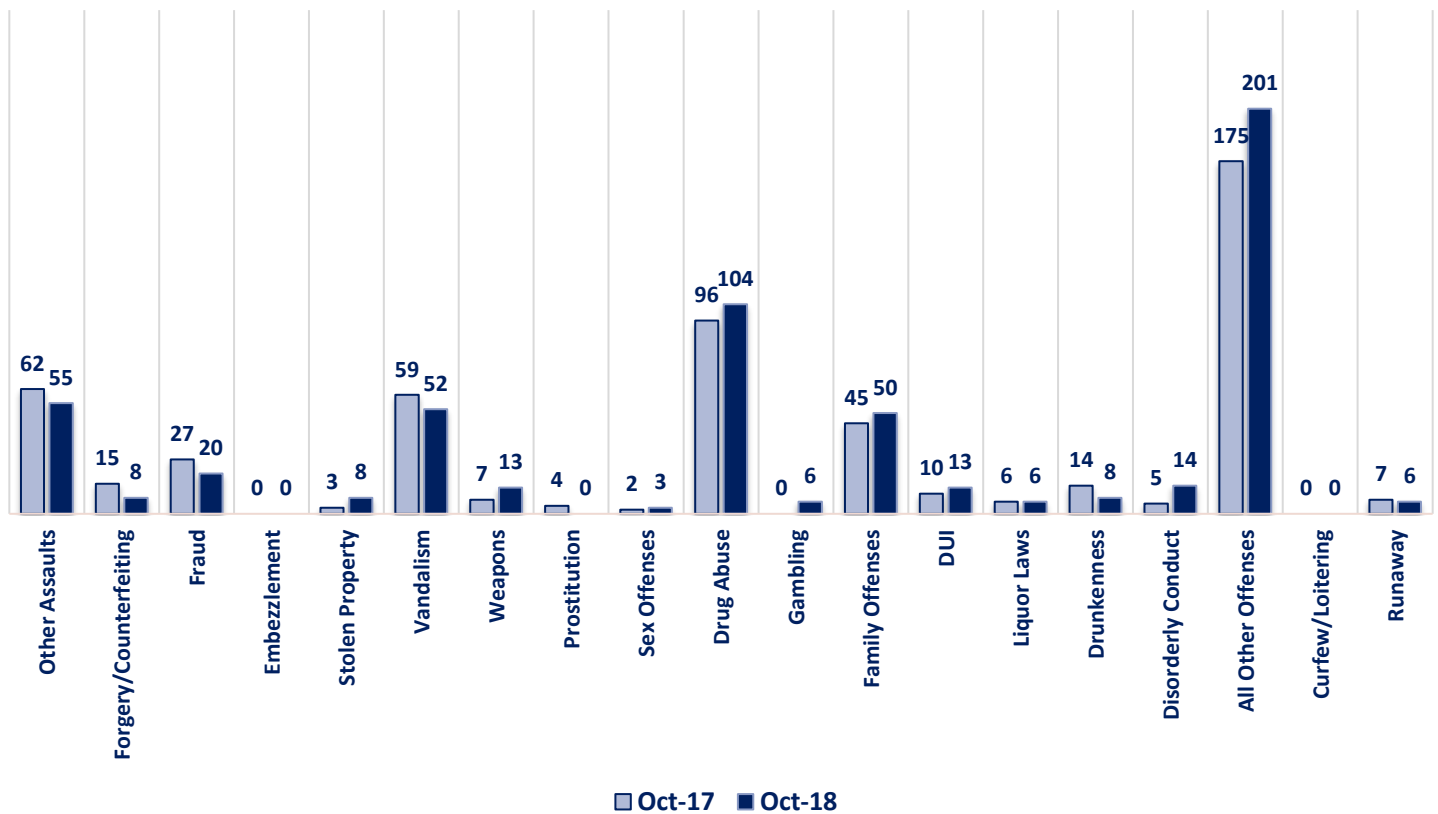
OCTOBER 2018 - PART I & II OFFENSE PERCENTAGES



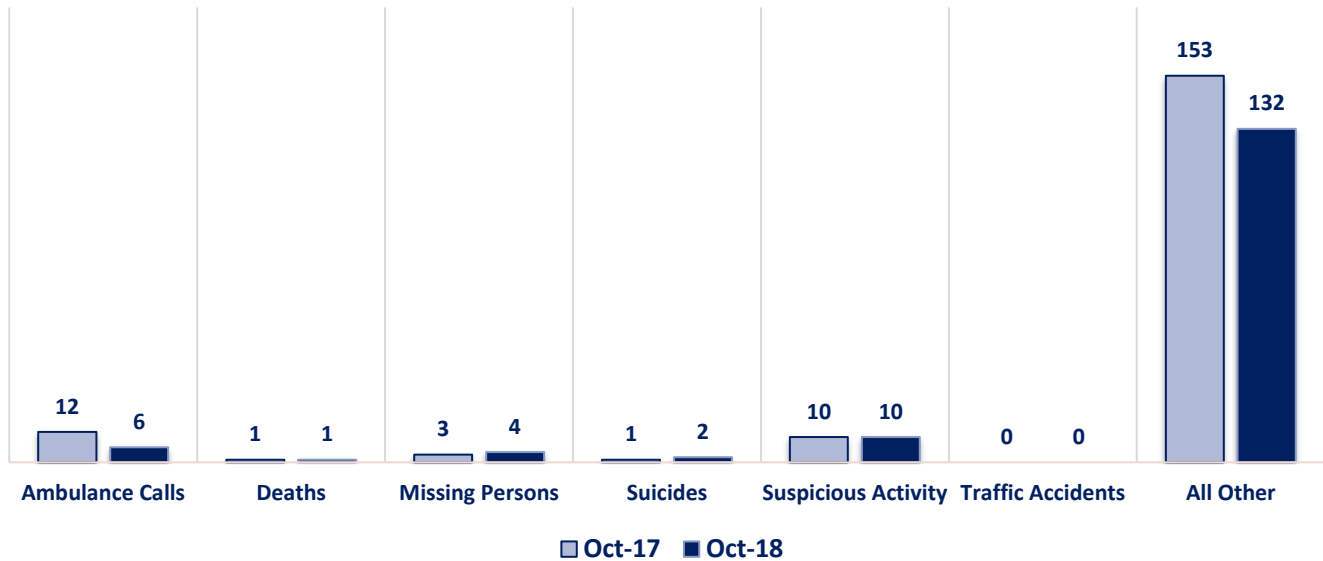
Part I Offenses



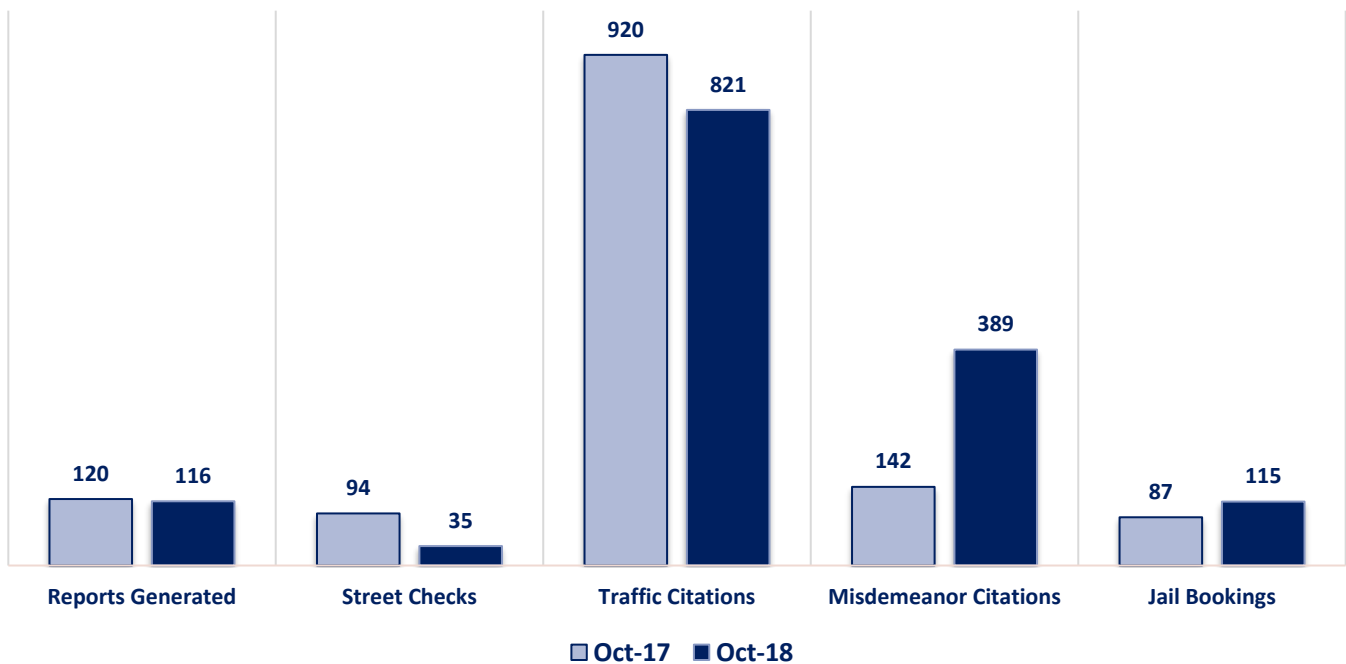
Part II Offenses



Non-UCR Offenses

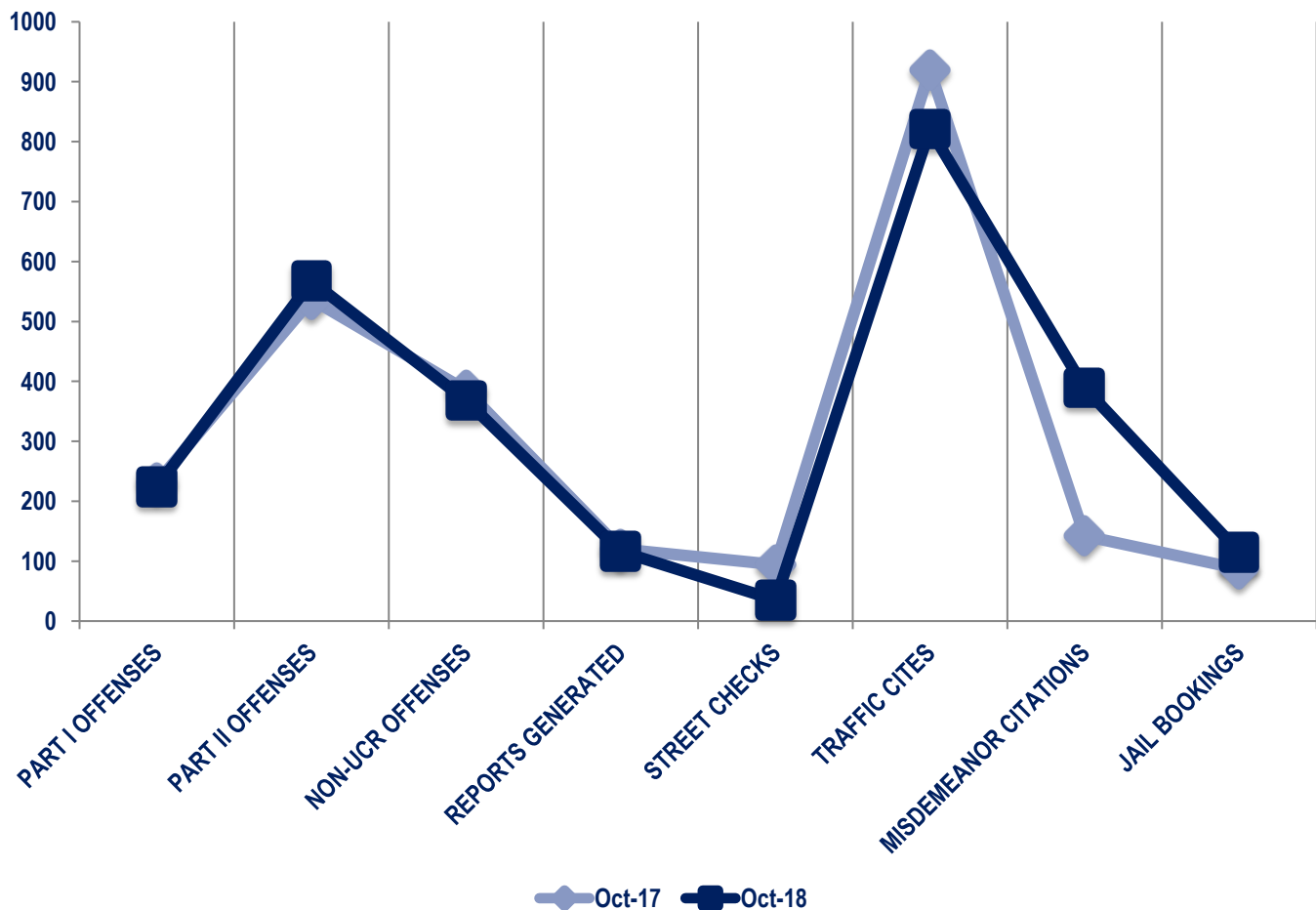


Other Event Totals



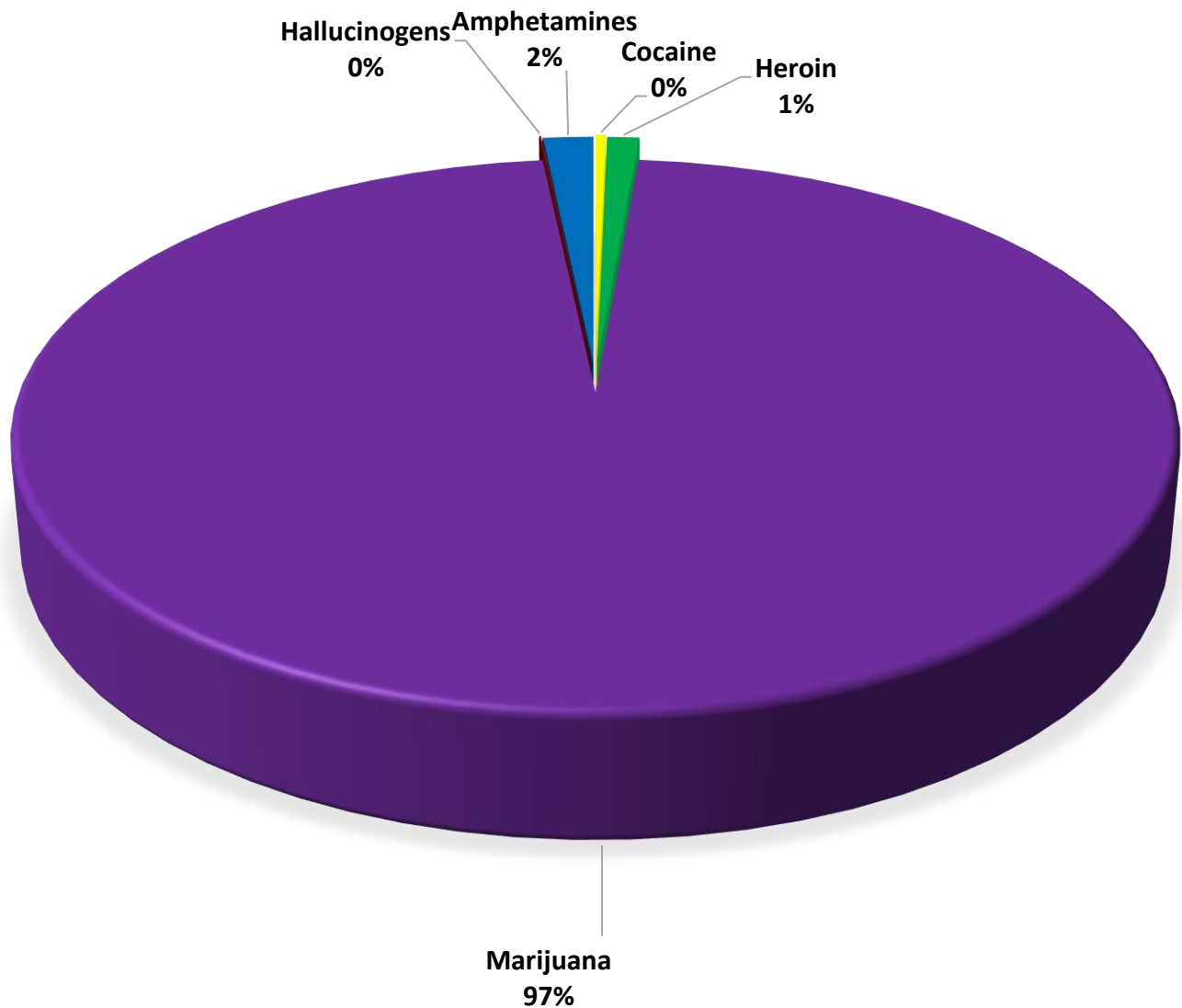
Combined Offense/Event Trends

	OCT 2017	OCT 2018
Part I Offenses	231	224
Part II Offenses	537	567
NonUCR Offenses	385	368
Reports Generated	120	116
Street Checks	94	35
Traffic Citations	920	821
Misdemeanor Citations	142	389
Jail Bookings	87	115



Seized Drugs

TYPE	DOSES	STREET VALUE
Cocaine	187.0	\$ 1,870.00
Heroin	579.2	\$ 5,792.00
Marijuana	53730.9	\$ 322,385.19
Hallucinogens	22.5	\$ 45.03
Amphetamines	912.5	\$ 9,124.57
TOTAL	55432.0	\$ 339,216.79



Part I & II Offenses - One Year

