



CITY COUNCIL DISTRICT #5

MONTHLY OFFENSE SUMMARY

OCTOBER 2018

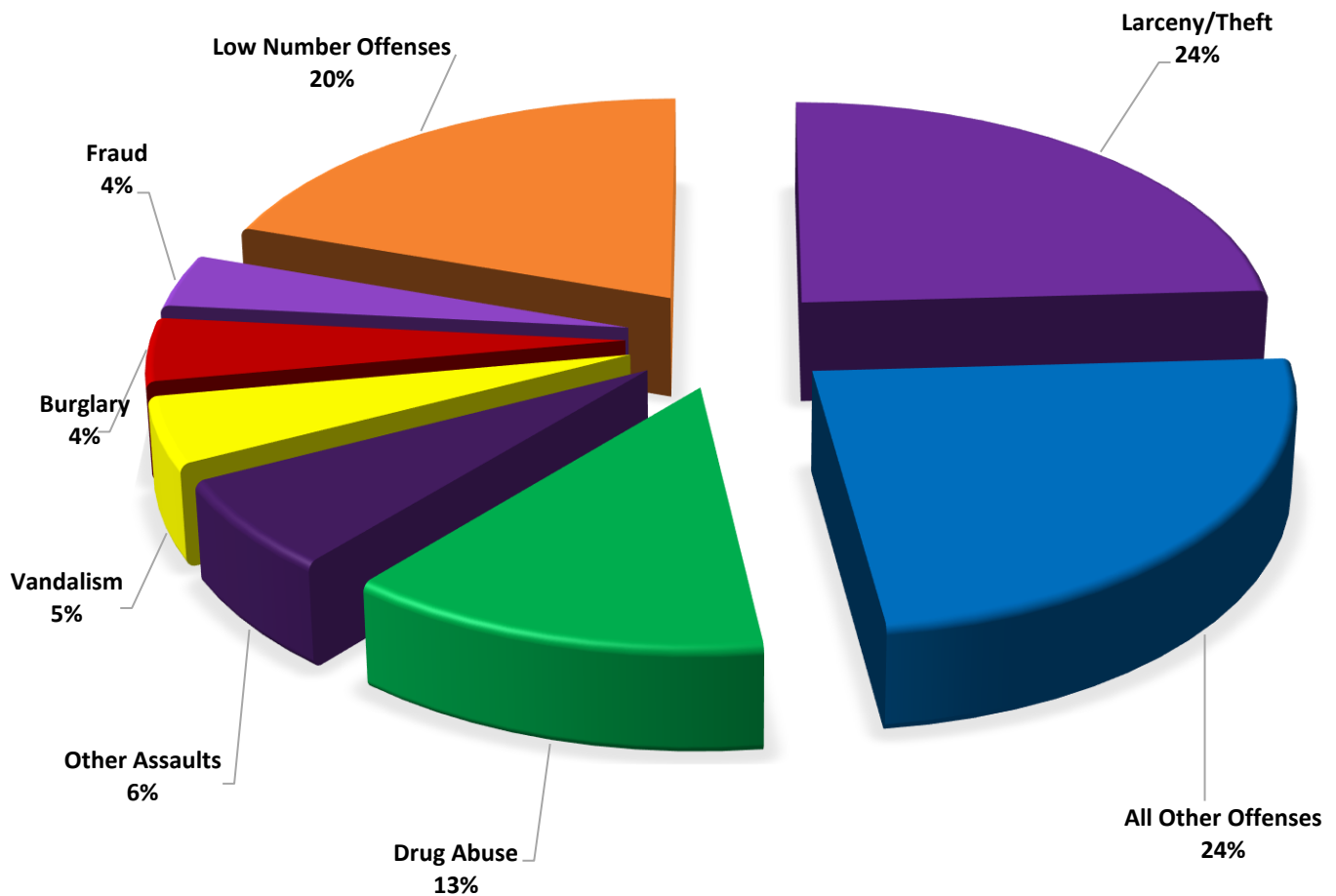
These figures represent preliminary counts of original Police Incident Reports and include all offenses within the above listed City Council District only. Full statistical analysis to determine the confidence level of this data has not been performed. The results contained herein are approximate in relation to the listed area and may not fully coincide with data shown in other areas of SLCPD's Crime Statistics page such as Calls for Service, Crimes Trending, and Crime Reports due to and reflective of departmental procedures that were in place at the time the event occurred and the date this data was compiled. Results displayed are not distinguished as attempted or completed crimes, do not include other calls for police service, and only represent police service where a report was made. Police Incident Reports are classified by primary offense categories as defined by the Uniform Crime Reporting (UCR) system, however for this report all offenses are included, and each incident may have more than one offense listed on it. In cases where there is more than one offense listed, all offenses are counted individually. Although every reasonable verification effort is made, the accuracy of any data is subject to the constraints of the report generation process as well as the manner, format, and point in time of any query.

PART I OFFENSES:	Chosen by the FBI as Part I Offenses because they are serious crimes that occur with regularity in all areas of the country and are likely to be reported to Police.
PART II OFFENSES:	All other crimes other than the eight Part I Offenses. The Uniform Crime Reporting Program gathers only arrest data for Part II Offenses, however, SLCPD results displayed in this document display all Part II Offenses, regardless of the presence of arrest data.
ALL OTHER OFFENSES:	Under the Part II Offense section, 'All Other Offenses' include Peeping Tom, Trespass, Kidnap/Abduction, Pornography, Extortion/Blackmail, Bribery, Warrants, Sexual Offenses, Obstruction, Public Peace, and Hit & Run.
NON-UCR OFFENSES:	Non-UCR Offenses include reports for all other offenses not classified as a Part I or Part II Offense. Results displayed separate some of these offenses such as Ambulance Calls, Deaths, Missing Persons, Suicides, Suspicious Activity, and Traffic Accidents.
ALL OTHER NON-UCR:	Under the Non-UCR category, 'All Other' include the remainder of offenses not classified as Part I or Part II and not separated from the Non-UCR Offenses. These include things such as Loud Parties, Barking Dogs, Mentally Ill Subjects, Citizen Assistance, etc.
LOW NUMBER OFFENSES:	On page two, in the interest of space and allowing for easier viewing, the category titled 'Low Number Offenses' include Part I and Part II Offenses from page one that have totals under the amount of 31.

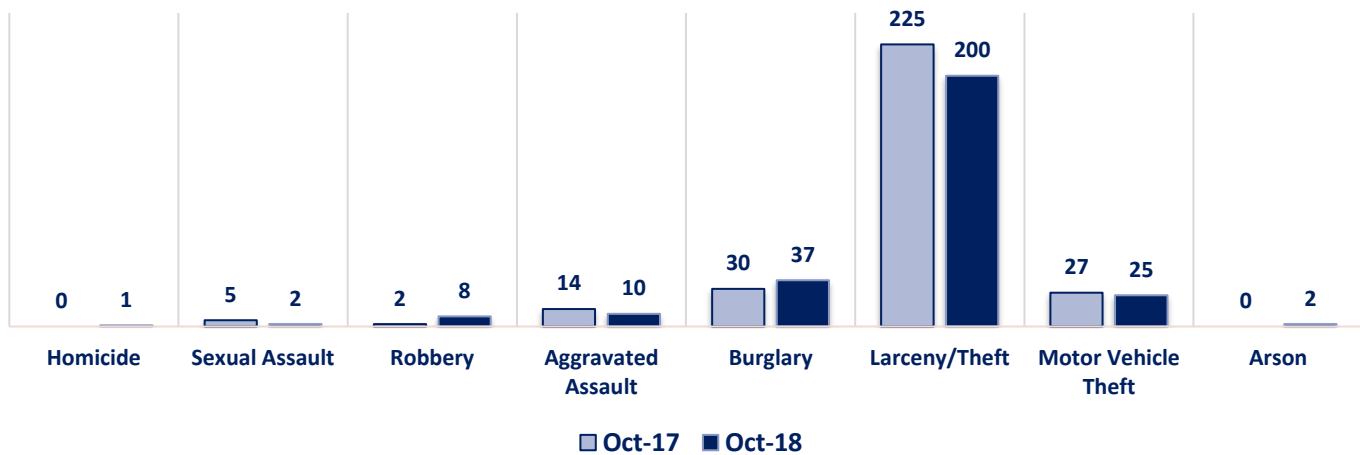
Offenses

PART I OFFENSES	OFFENSE	OCT 17	OCT 18	OFFENSE	OCT 17	OCT 18	PART II OFFENSES
	Homicide	0	1	Other Assaults	61	53	
	Sexual Assault	5	2	Forgery/Counterfeit	6	11	
	Robbery	2	8	Fraud	42	31	
	Aggravated Assault	14	10	Embezzlement	1	0	
	Burglary	30	37	Stolen Property	6	9	
	Larceny/Theft	225	200	Vandalism	57	39	
	Motor Vehicle Theft	27	25	Weapons	4	7	
	Arson	0	2	Prostitution	6	16	
NON-UCR OFFENSES	PART I TOTALS	303	285	Sex Offenses	2	1	PART II OFFENSES
	Ambulance Calls	18	22	Drug Abuse	114	108	
	Deaths	4	7	Gambling	0	1	
	Missing Persons	8	6	Family Offenses	31	31	
	Suicides	0	2	DUI	9	4	
	Suspicious Activity	11	17	Liquor Laws	1	2	
	Traffic Accidents	0	0	Drunkenness	16	16	
	All Other	340	306	Disorderly Conduct	9	13	
	NON-UCR TOTALS	381	360	All Other Offenses	211	198	
TOTALS	PART I OFFENSES	303	285	Curfew/Loitering	0	0	PART II OFFENSES
	PART II OFFENSES	587	544	Runaway	11	4	
	NON-UCR OFFENSES	381	360	PART II TOTALS	587	544	
	TOTAL	1271	1189				

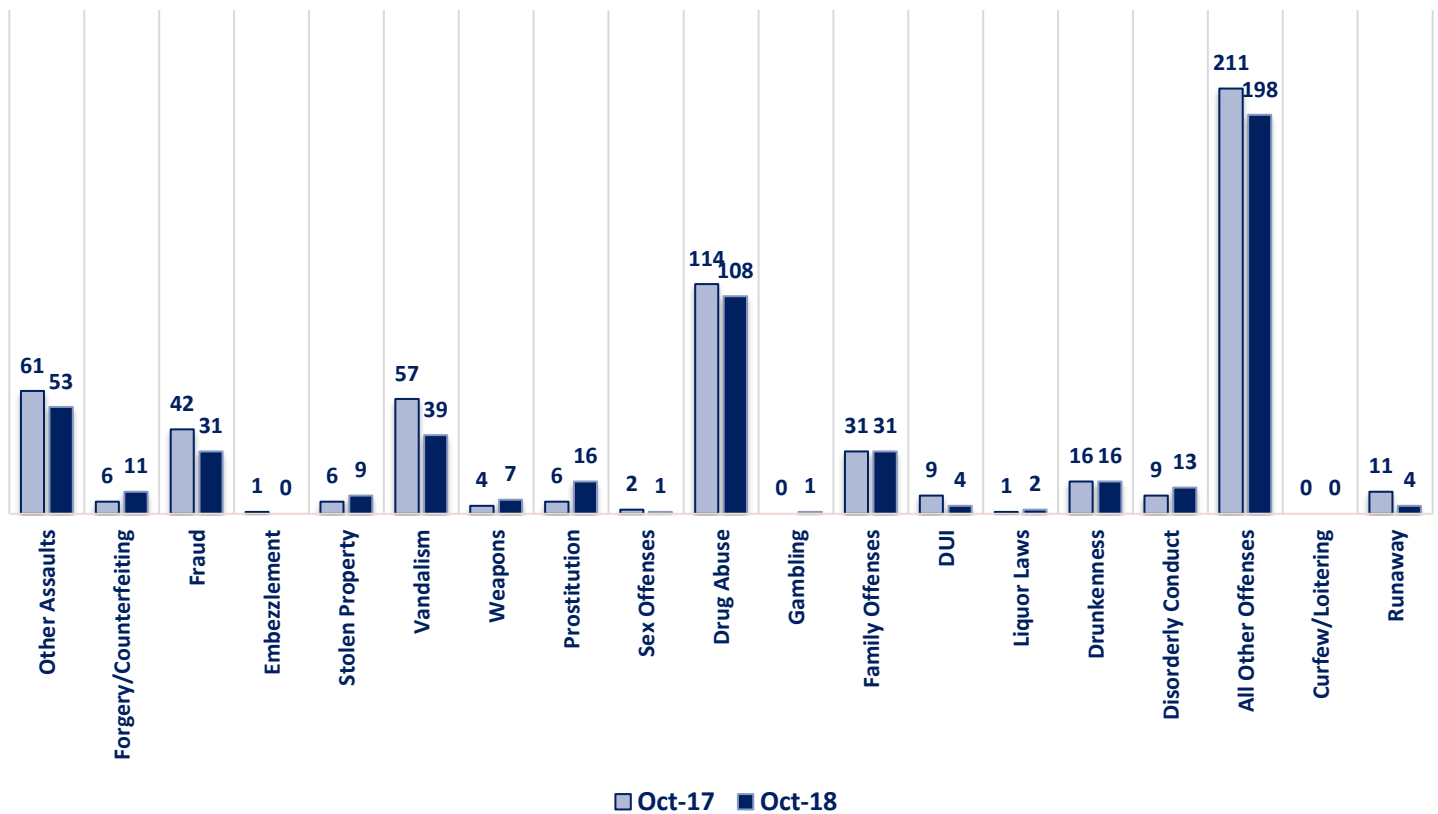
OCTOBER 2018 - PART I & II OFFENSE PERCENTAGES



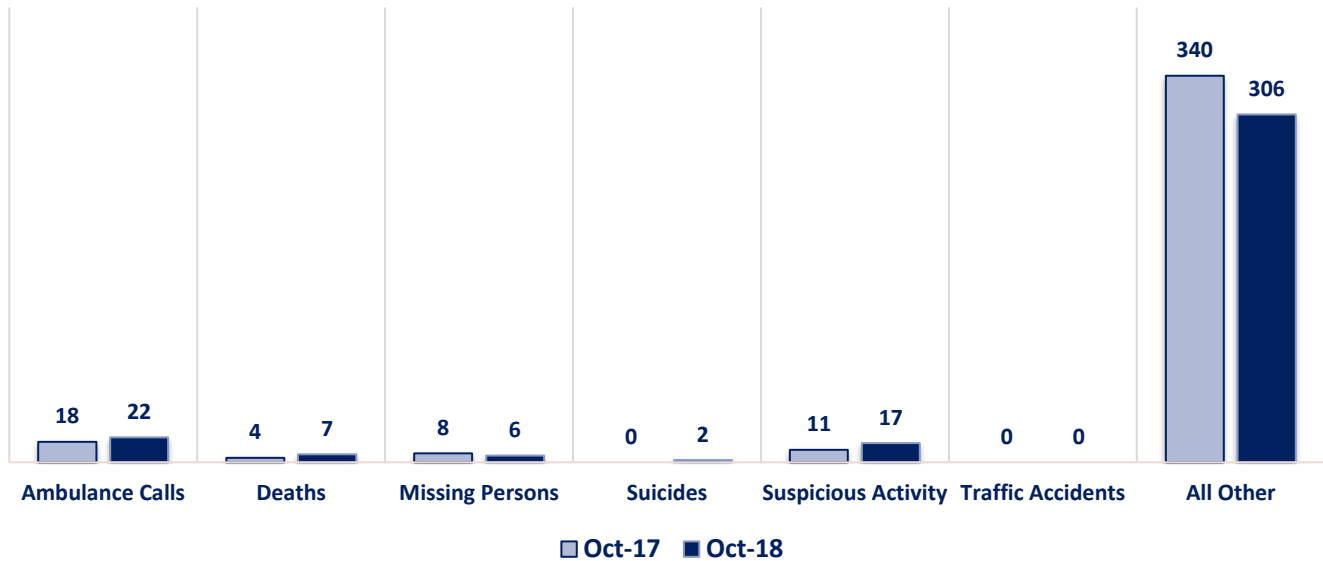
Part I Offenses



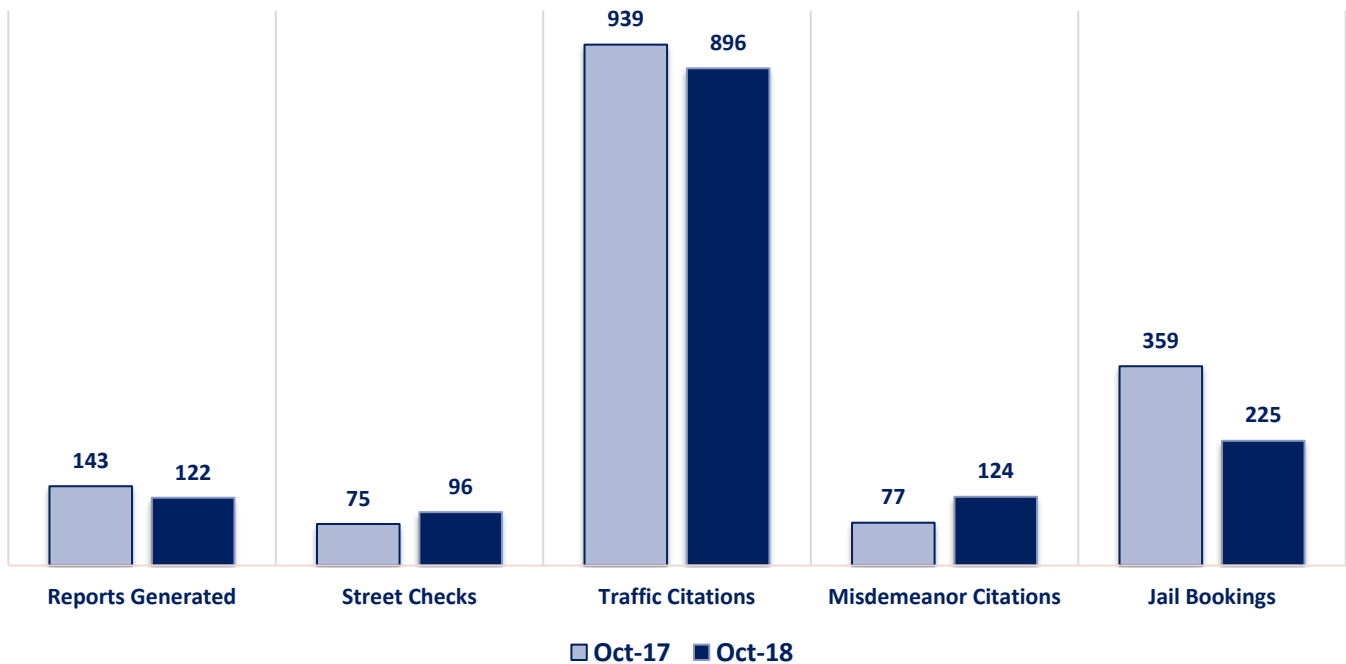
Part II Offenses



Non-UCR Offenses

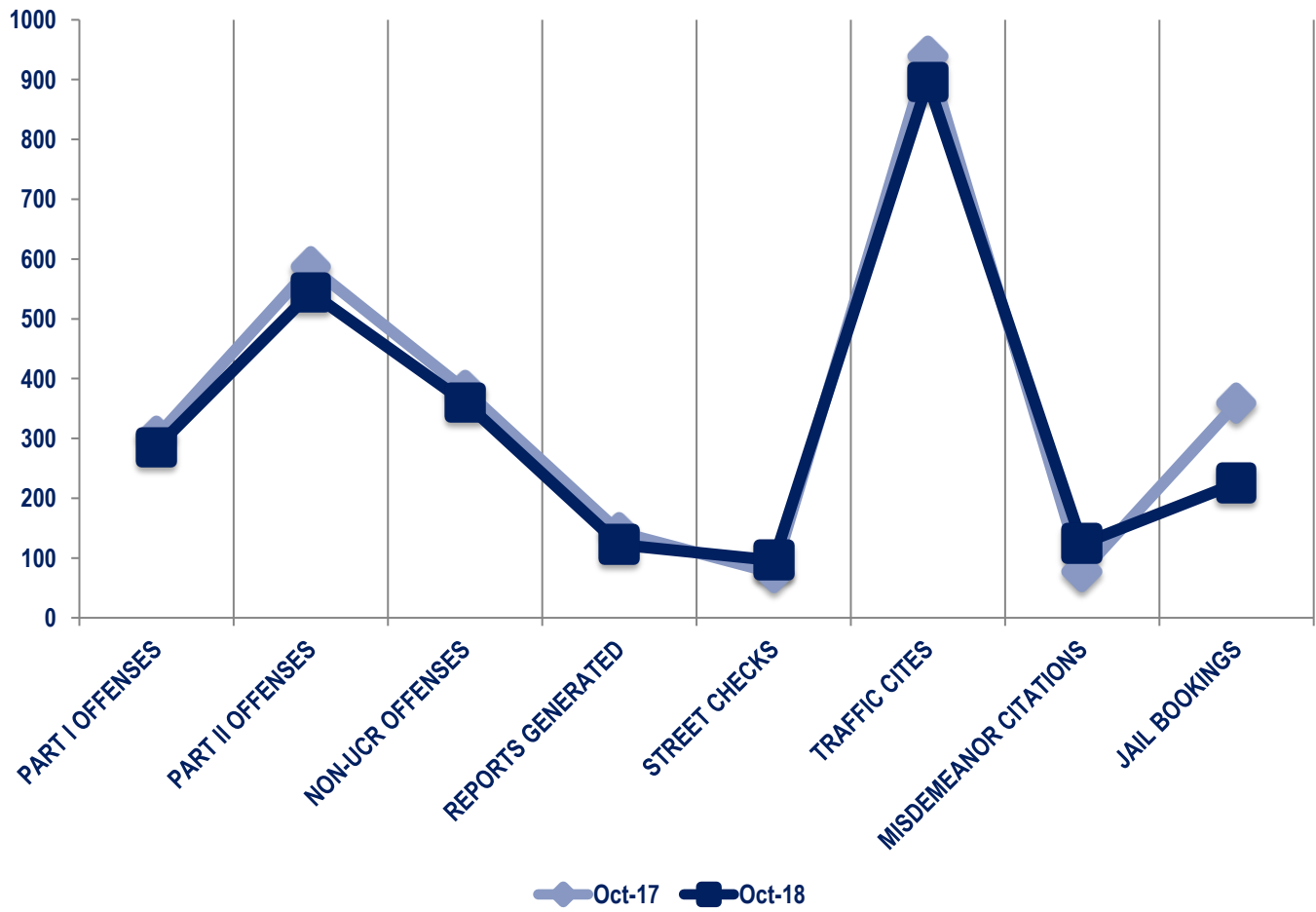


Other Event Totals



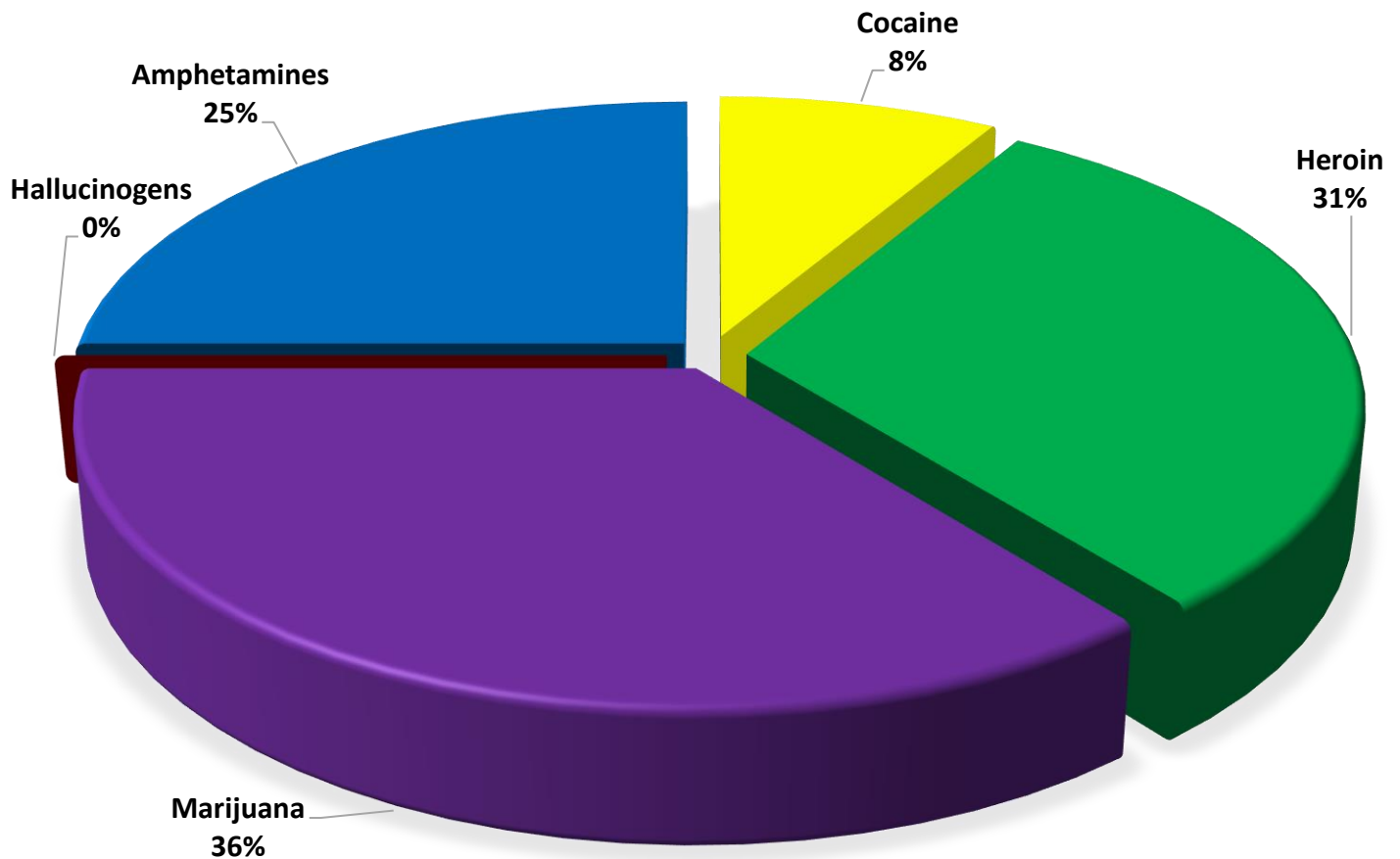
Combined Offense/Event Trends

	OCT 2017	OCT 2018
Part I Offenses	303	285
Part II Offenses	587	544
NonUCR Offenses	381	360
Reports Generated	143	122
Street Checks	75	96
Traffic Citations	939	896
Misdemeanor Citations	77	124
Jail Bookings	359	225



Seized Drugs

TYPE	DOSES	STREET VALUE
Cocaine	97.0	\$ 970.00
Heroin	347.1	\$ 3,471.00
Marijuana	404.6	\$ 2,427.50
Hallucinogens	0.0	\$ -
Amphetamines	282.9	\$ 2,828.63
TOTAL	1131.5	\$ 9,697.13



Part I & II Offenses - One Year

