



CITY COUNCIL DISTRICT #1 MONTHLY OFFENSE SUMMARY

JANUARY 2018

These figures represent preliminary counts of original Police Incident Reports and include all offenses within the above listed City Council District only. Full statistical analysis to determine the confidence level of this data has not been performed. The results contained herein are approximate in relation to the listed area and may not fully coincide with data shown in other areas of SLCPD's Crime Statistics page such as Calls for Service, Crimes Trending, and Crime Reports due to and reflective of departmental procedures that were in place at the time the event occurred and the date this data was compiled. Results displayed are not distinguished as attempted or completed crimes, do not include other calls for police service, and only represent police service where a report was made. Police Incident Reports are classified by primary offense categories as defined by the Uniform Crime Reporting (UCR) system. However, data is not subjected to any other standards set forth under UCR. Although every reasonable verification effort is made, the accuracy of any data is subject to the constraints of the report generation process as well as the manner, format, and point in time of any query.

PART I OFFENSES:	Chosen by the FBI as Part I Offenses because they are serious crimes that occur with regularity in all areas of the country and are likely to be reported to Police.
PART II OFFENSES:	All other crimes other than the eight Part I Offenses. The Uniform Crime Reporting Program gathers only arrest data for Part II Offenses, however, SLCPD results displayed in this document display all Part II Offenses, regardless of the presence of arrest data.
ALL OTHER OFFENSES:	Under the Part II Offense section, 'All Other Offenses' include Peeping Tom, Trespass, Kidnap/Abduction, Pornography, Extortion/Blackmail, Bribery, Warrants, Sexual Offenses, Obstruction, Public Peace, and Hit & Run.
NON-UCR OFFENSES:	Non-UCR Offenses include reports for all other offenses not classified as a Part I or Part II Offense. Results displayed separate some of these offenses such as Ambulance Calls, Deaths, Missing Persons, Suicides, Suspicious Activity, and Traffic Accidents.
ALL OTHER NON-UCR:	Under the Non-UCR category, 'All Other' include the remainder of offenses not classified as Part I or Part II and not separated from the Non-UCR Offenses. These include things such as Loud Parties, Barking Dogs, Mentally Ill Subjects, Citizen Assistance, etc.
LOW NUMBER OFFENSES:	On page two, in the interest of space and allowing for easier viewing, the category titled 'Low Number Offenses' include Part I and Part II Offenses from page one that have totals under the amount of 20.

Offenses

PART I OFFENSES

OFFENSE	JAN 17	JAN 18
Homicide	0	0
Sexual Assault	1	2
Robbery	3	0
Aggravated Assault	7	5
Burglary	12	18
Larceny/Theft	78	39
Motor Vehicle Theft	39	20
Arson	0	0
PART I TOTALS	140	84

NON-UCR OFFENSES

Ambulance Calls	16	10
Deaths	4	4
Missing Persons	5	4
Suicides	1	0
Suspicious Activity	4	8
Traffic Accidents	39	35
All Other	121	144
NON-UCR TOTALS	190	205

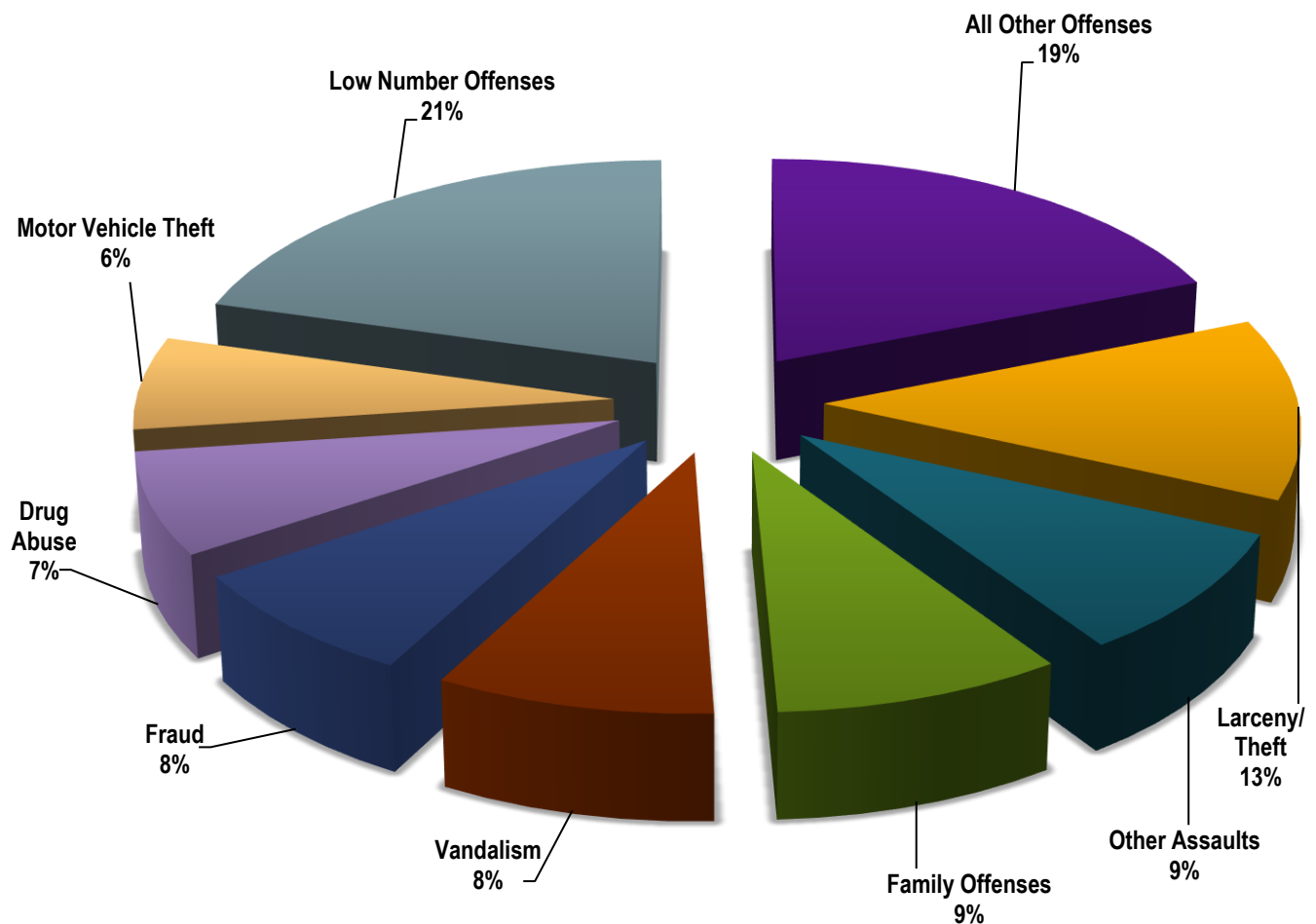
TOTALS

PART I OFFENSES	140	84
PART II OFFENSES	260	222
NON-UCR OFFENSES	190	205
TOTAL	590	511

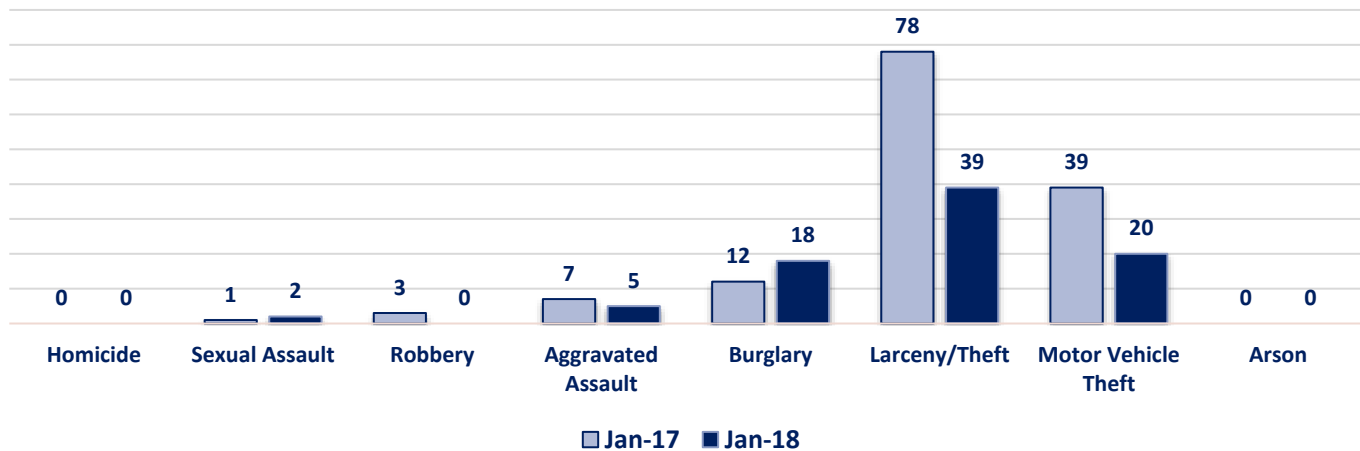
PART II OFFENSES

OFFENSE	JAN 17	JAN 18
Other Assaults	33	27
Forgery/Counterfeit	9	5
Fraud	15	24
Embezzlement	0	0
Stolen Property	2	3
Vandalism	25	26
Weapons	4	2
Prostitution	1	7
Sex Offenses	5	0
Drug Abuse	34	22
Gambling	0	0
Family Offenses	28	27
DUI	2	5
Liquor Laws	1	1
Drunkenness	6	3
Disorderly Conduct	5	2
All Other Offenses	73	58
Curfew/Loitering	0	0
Runaway	17	10
PART II TOTALS	260	222

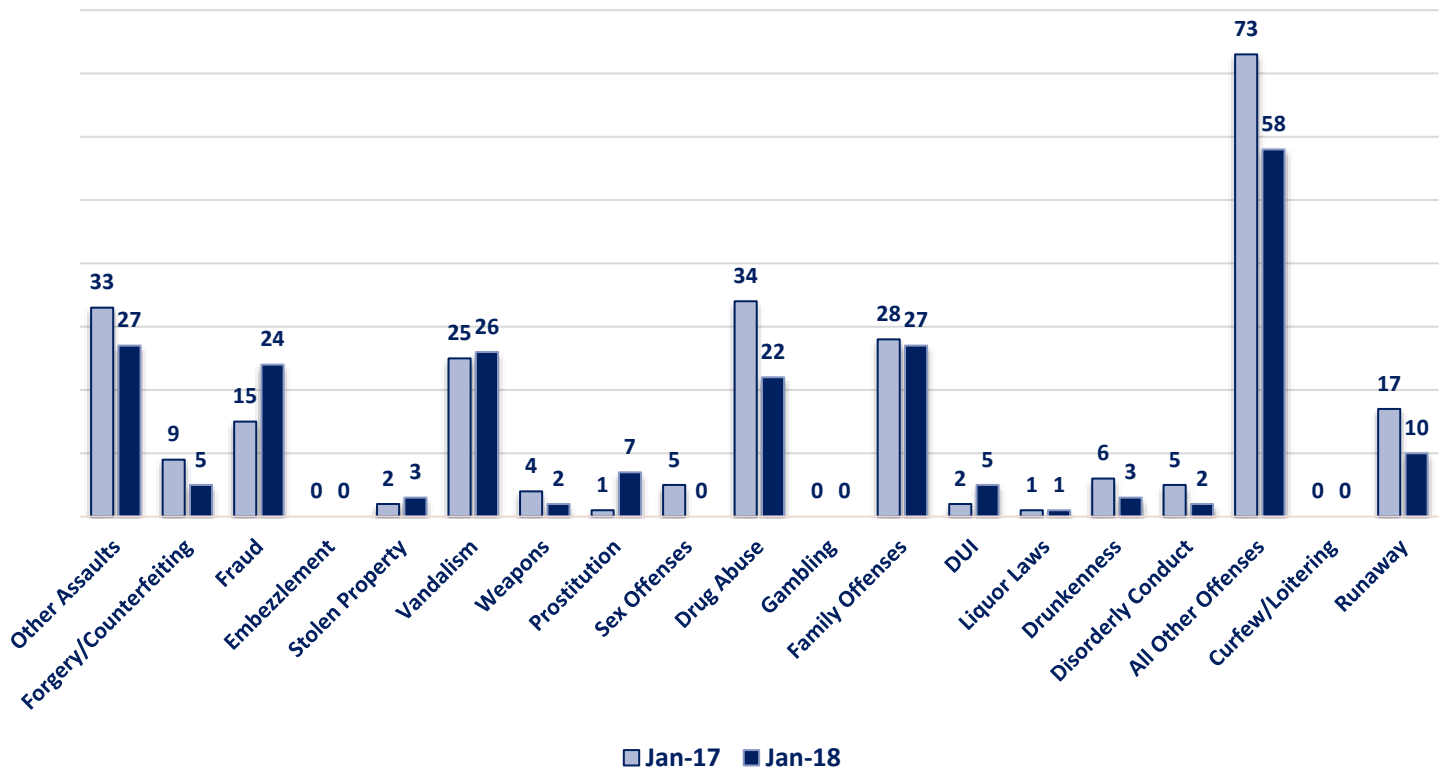
JANUARY 2018 - Part I & II Offense Percentages



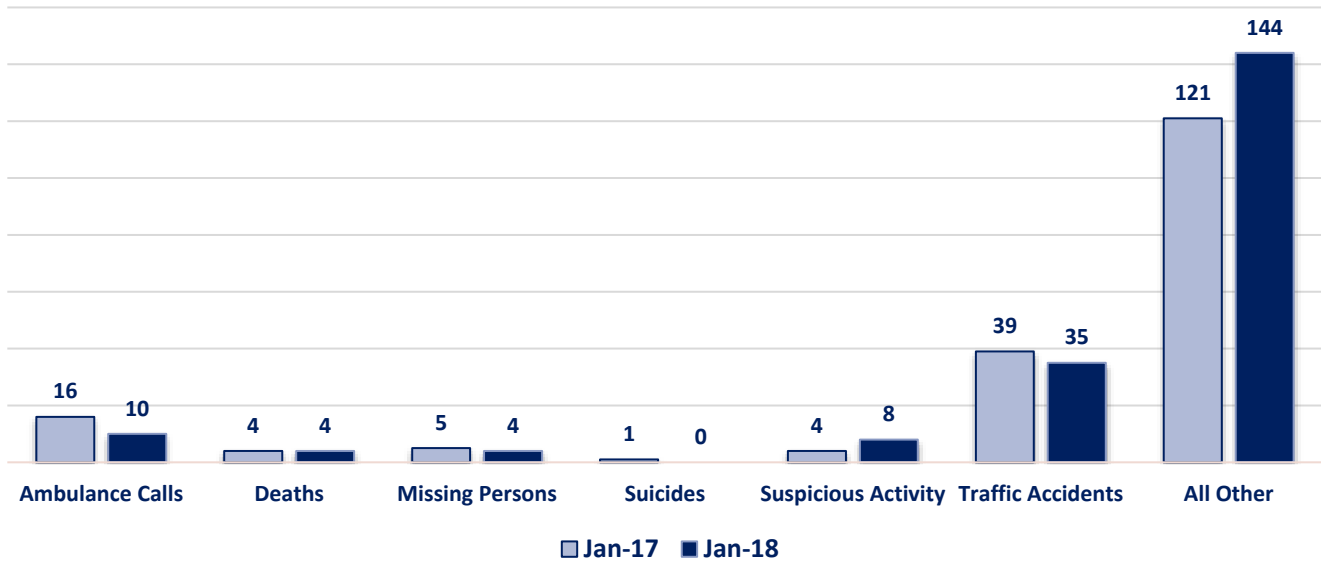
Part I Offenses



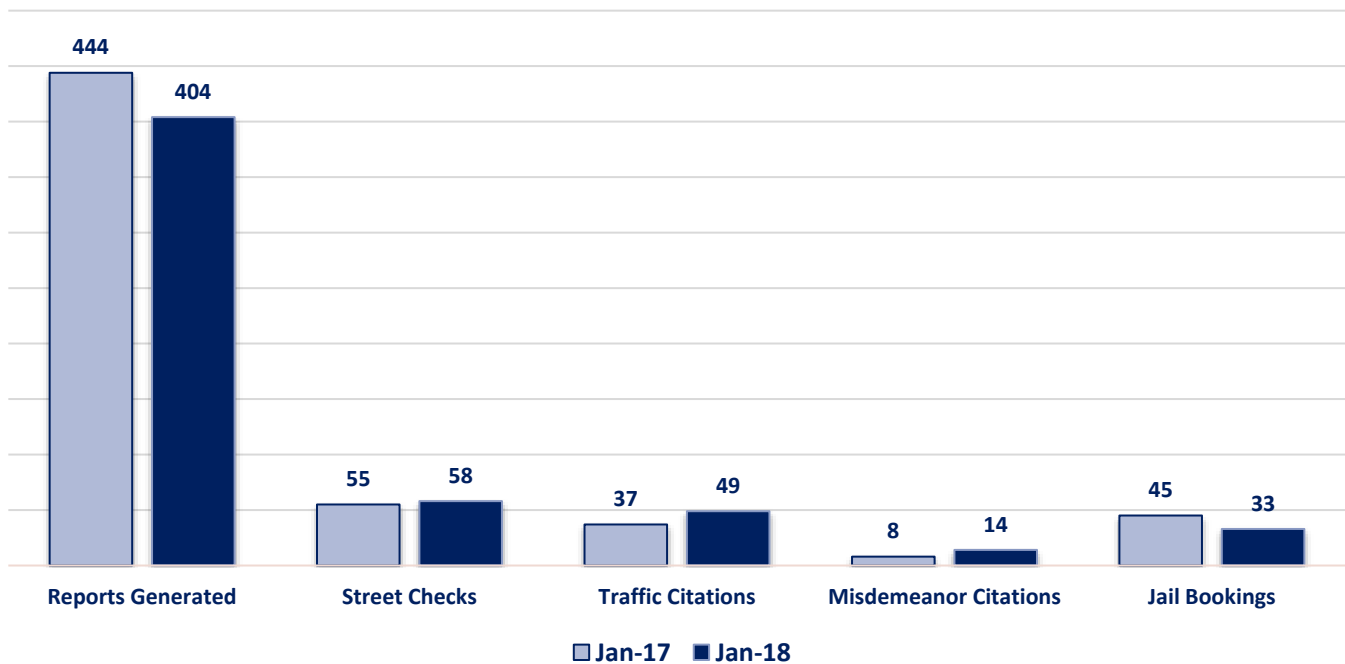
Part II Offenses



Non-UCR Offenses

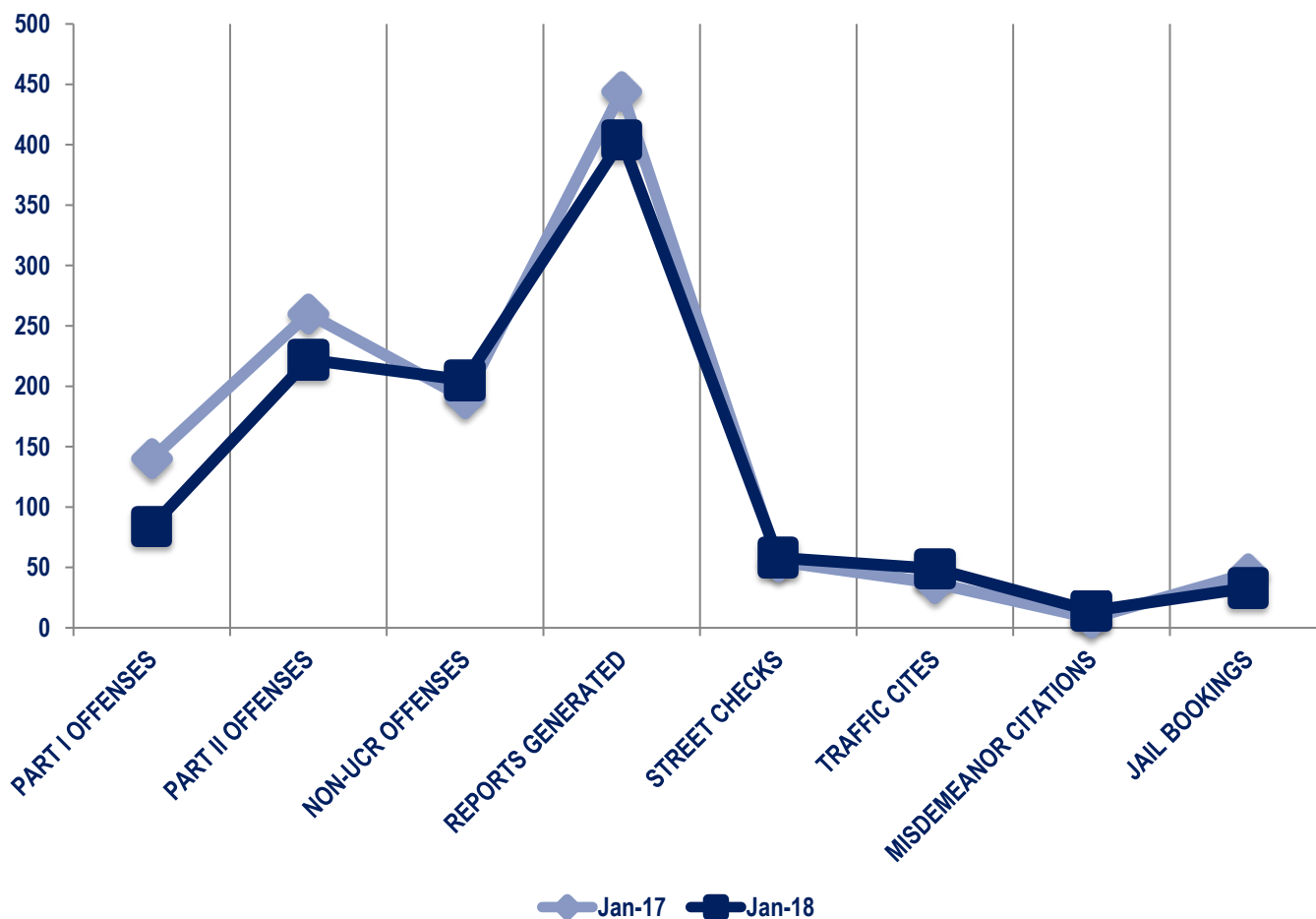


Other Event Totals



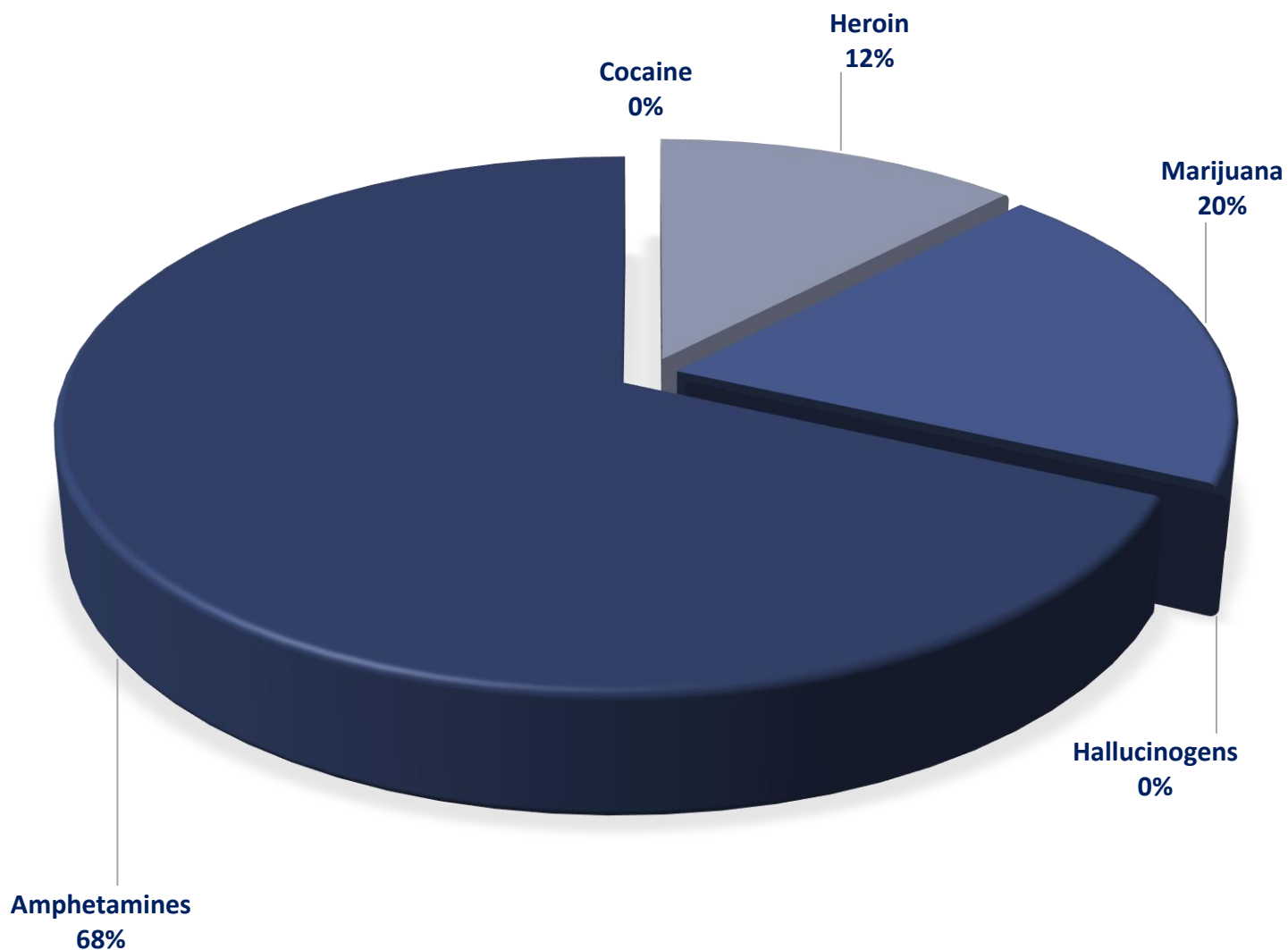
Combined Offense/Event Trends

	JAN 17	JAN 18
Part I Offenses	140	84
Part II Offenses	260	222
NonUCR Offenses	190	205
Reports Generated	444	404
Street Checks	55	58
Traffic Citations	37	49
Misdemeanor Citations	8	14
Jail Bookings	45	33

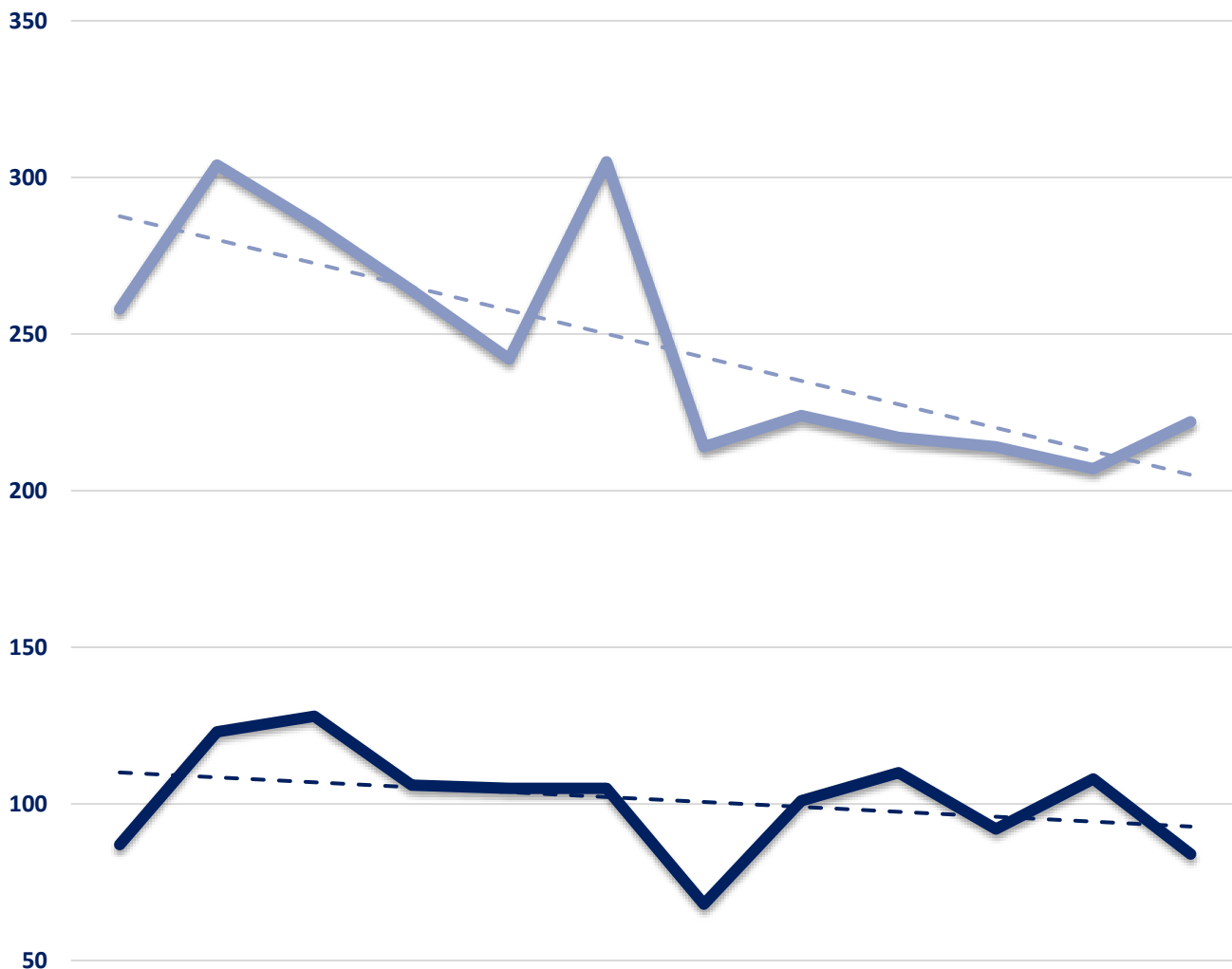


Seized Drugs

TYPE	DOSES	STREET VALUE
Cocaine	0.0	\$ -
Heroin	43.0	\$ 430.00
Marijuana	68.6	\$ 411.73
Hallucinogens	0.0	\$ 0.04
Amphetamines	240.0	\$ 2,400.00
TOTAL	351.6	\$ 3,241.76



Part I & II Offenses - One Year



	FEB 2017	MAR 2017	APR 2017	MAY 2017	JUN 2017	JUL 2017	AUG 2017	SEP 2017	OCT 2017	NOV 2017	DEC 2017	JAN 2018
PART I	87	123	128	106	105	105	68	101	110	92	108	84
PART II	258	304	285	264	242	305	214	224	217	214	207	222

— PART I
 — PART II
 - - - Part I Linear Forecast
 - - - Part II Linear Forecast



CITY COUNCIL DISTRICT #1 MONTHLY OFFENSE SUMMARY

FEBRUARY 2018

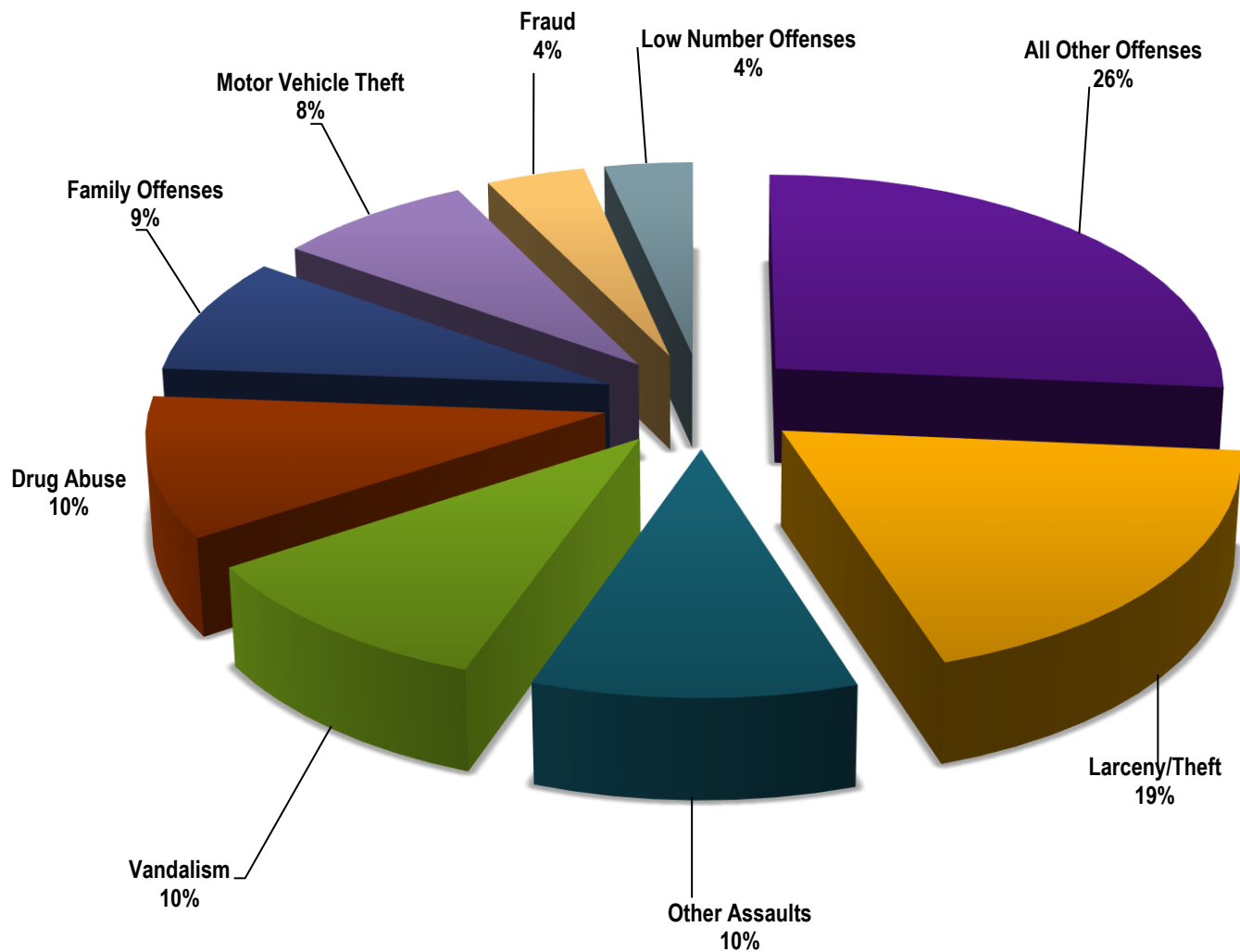
These figures represent preliminary counts of original Police Incident Reports and include all offenses within the above listed City Council District only. Full statistical analysis to determine the confidence level of this data has not been performed. The results contained herein are approximate in relation to the listed area and may not fully coincide with data shown in other areas of SLCPD's Crime Statistics page such as Calls for Service, Crimes Trending, and Crime Reports due to and reflective of departmental procedures that were in place at the time the event occurred and the date this data was compiled. Results displayed are not distinguished as attempted or completed crimes, do not include other calls for police service, and only represent police service where a report was made. Police Incident Reports are classified by primary offense categories as defined by the Uniform Crime Reporting (UCR) system. However, data is not subjected to any other standards set forth under UCR. Although every reasonable verification effort is made, the accuracy of any data is subject to the constraints of the report generation process as well as the manner, format, and point in time of any query.

PART I OFFENSES:	Chosen by the FBI as Part I Offenses because they are serious crimes that occur with regularity in all areas of the country and are likely to be reported to Police.
PART II OFFENSES:	All other crimes other than the eight Part I Offenses. The Uniform Crime Reporting Program gathers only arrest data for Part II Offenses, however, SLCPD results displayed in this document display all Part II Offenses, regardless of the presence of arrest data.
ALL OTHER OFFENSES:	Under the Part II Offense section, 'All Other Offenses' include Peeping Tom, Trespass, Kidnap/Abduction, Pornography, Extortion/Blackmail, Bribery, Warrants, Sexual Offenses, Obstruction, Public Peace, and Hit & Run.
NON-UCR OFFENSES:	Non-UCR Offenses include reports for all other offenses not classified as a Part I or Part II Offense. Results displayed separate some of these offenses such as Ambulance Calls, Deaths, Missing Persons, Suicides, Suspicious Activity, and Traffic Accidents.
ALL OTHER NON-UCR:	Under the Non-UCR category, 'All Other' include the remainder of offenses not classified as Part I or Part II and not separated from the Non-UCR Offenses. These include things such as Loud Parties, Barking Dogs, Mentally Ill Subjects, Citizen Assistance, etc.
LOW NUMBER OFFENSES:	On page two, in the interest of space and allowing for easier viewing, the category titled 'Low Number Offenses' include Part I and Part II Offenses from page one that have totals under the amount of 8.

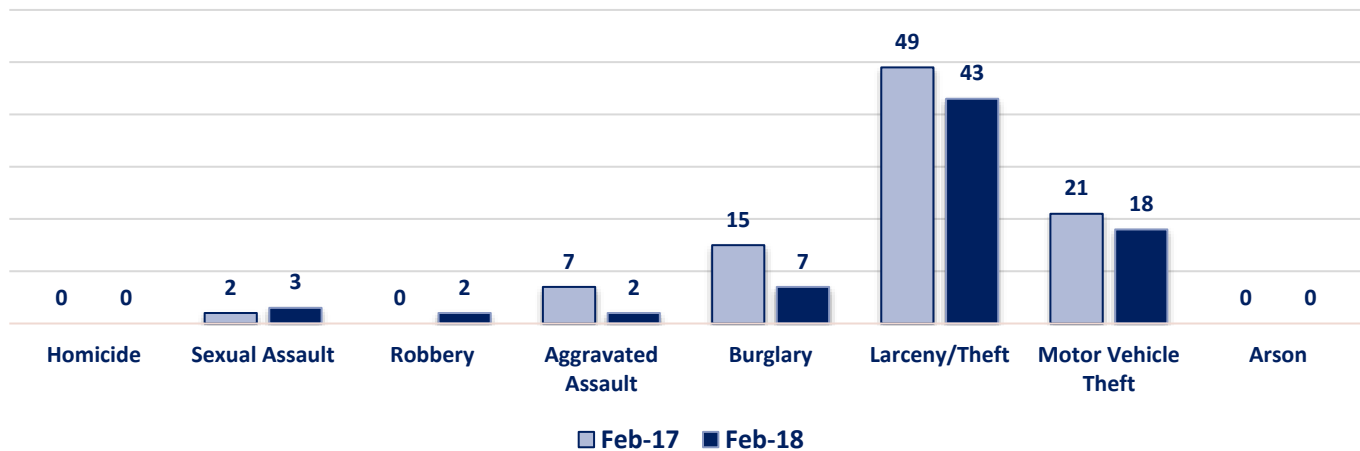
Offenses

PART I OFFENSES	OFFENSE	FEB 17	FEB 18	OFFENSE	FEB 17	FEB 18	PART II OFFENSES	
	Homicide	0	0	Other Assaults	35	24		
	Sexual Assault	2	3	Forgery/Counterfeit	11	6		
	Robbery	0	2	Fraud	12	9		
	Aggravated Assault	7	2	Embezzlement	0	0		
	Burglary	15	7	Stolen Property	1	2		
	Larceny/Theft	49	43	Vandalism	31	24		
	Motor Vehicle Theft	21	18	Weapons	2	2		
	Arson	0	0	Prostitution	3	2		
PART I TOTALS		94	75	Sex Offenses	5	1		
NON-UCR OFFENSES	Ambulance Calls	10	6	Drug Abuse	24	24		
	Deaths	2	5	Gambling	0	0		
	Missing Persons	7	5	Family Offenses	34	20		
	Suicides	1	1	DUI	16	8		
	Suspicious Activity	17	12	Liquor Laws	0	1		
	Traffic Accidents	23	28	Drunkenness	6	3		
	All Other	101	95	Disorderly Conduct	1	1		
NON-UCR TOTALS		161	152	All Other Offenses	81	61		
TOTALS	PART I OFFENSES		94	75	Curfew/Loitering	0	0	
	PART II OFFENSES		270	194	Runaway	8	6	
	NON-UCR OFFENSES		161	152	PART II TOTALS		270	194
	TOTAL		525	421				

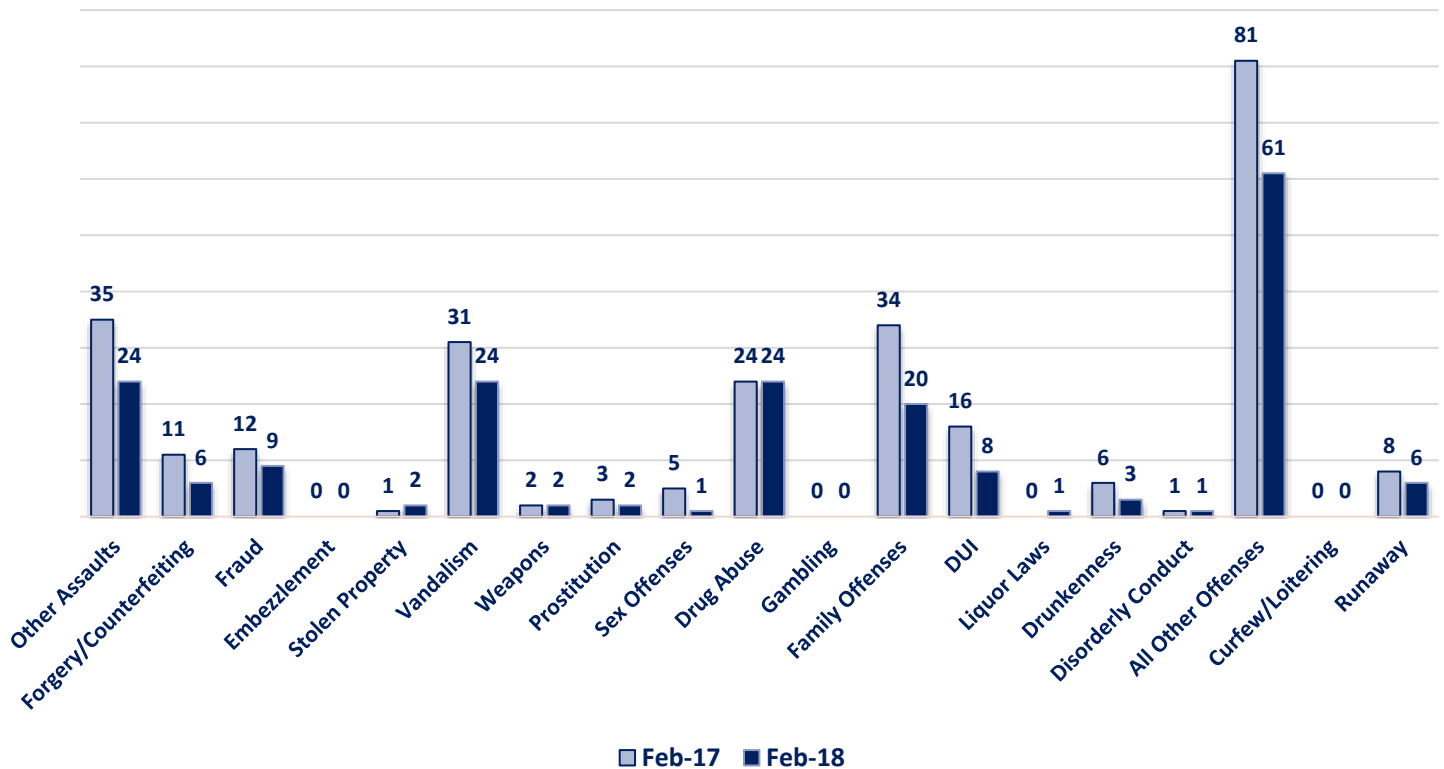
FEBRUARY 2018 - Part I & II Offense Percentages



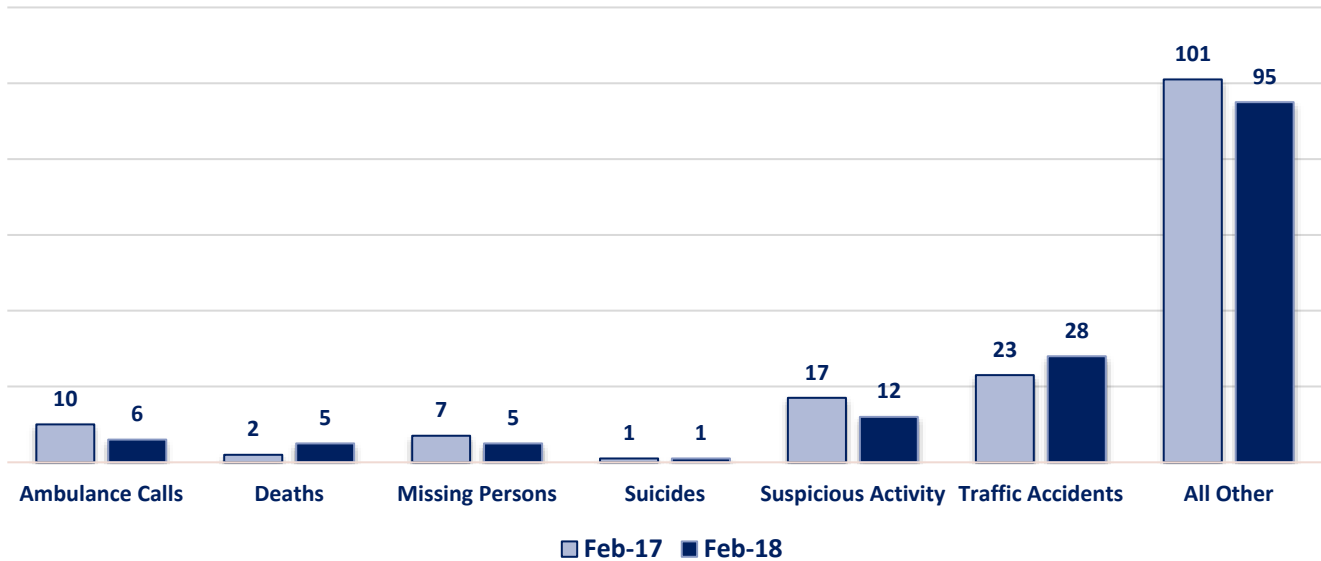
Part I Offenses



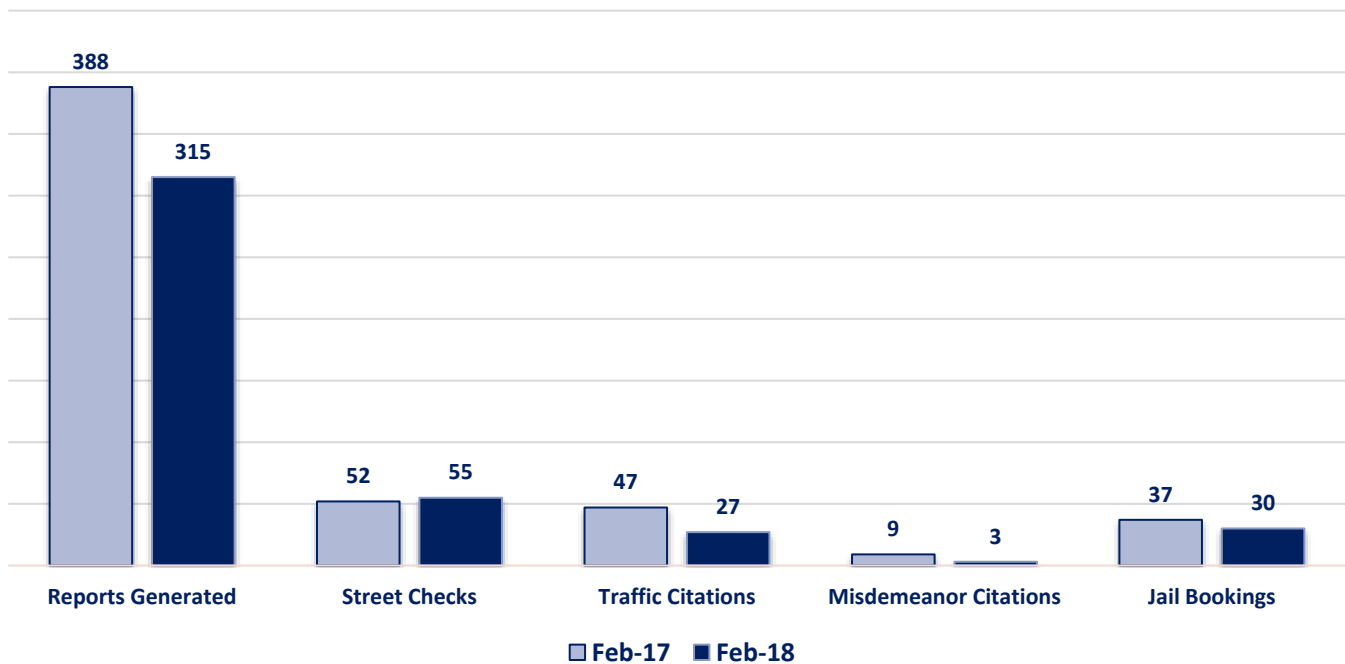
Part II Offenses



Non-UCR Offenses

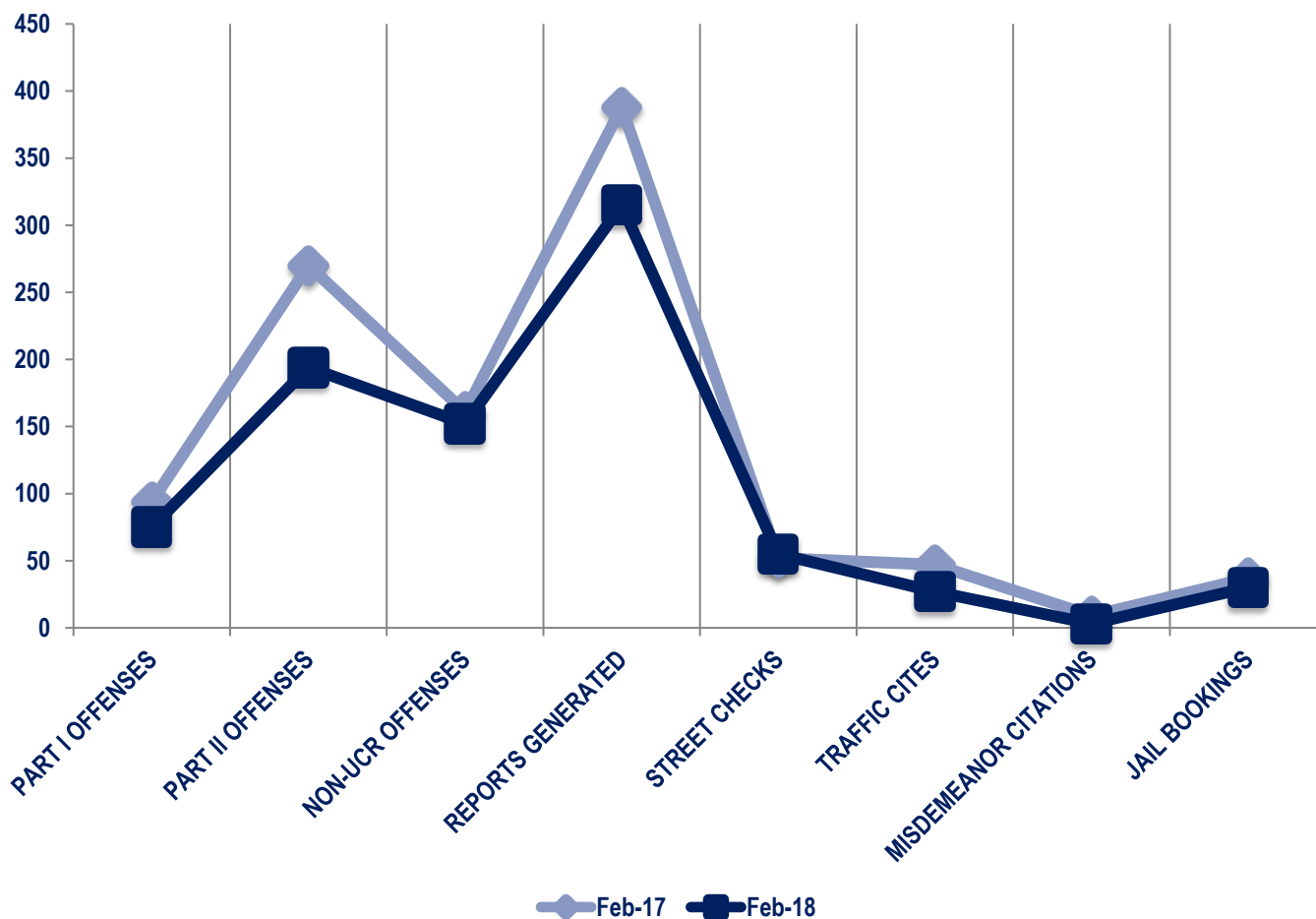


Other Event Totals



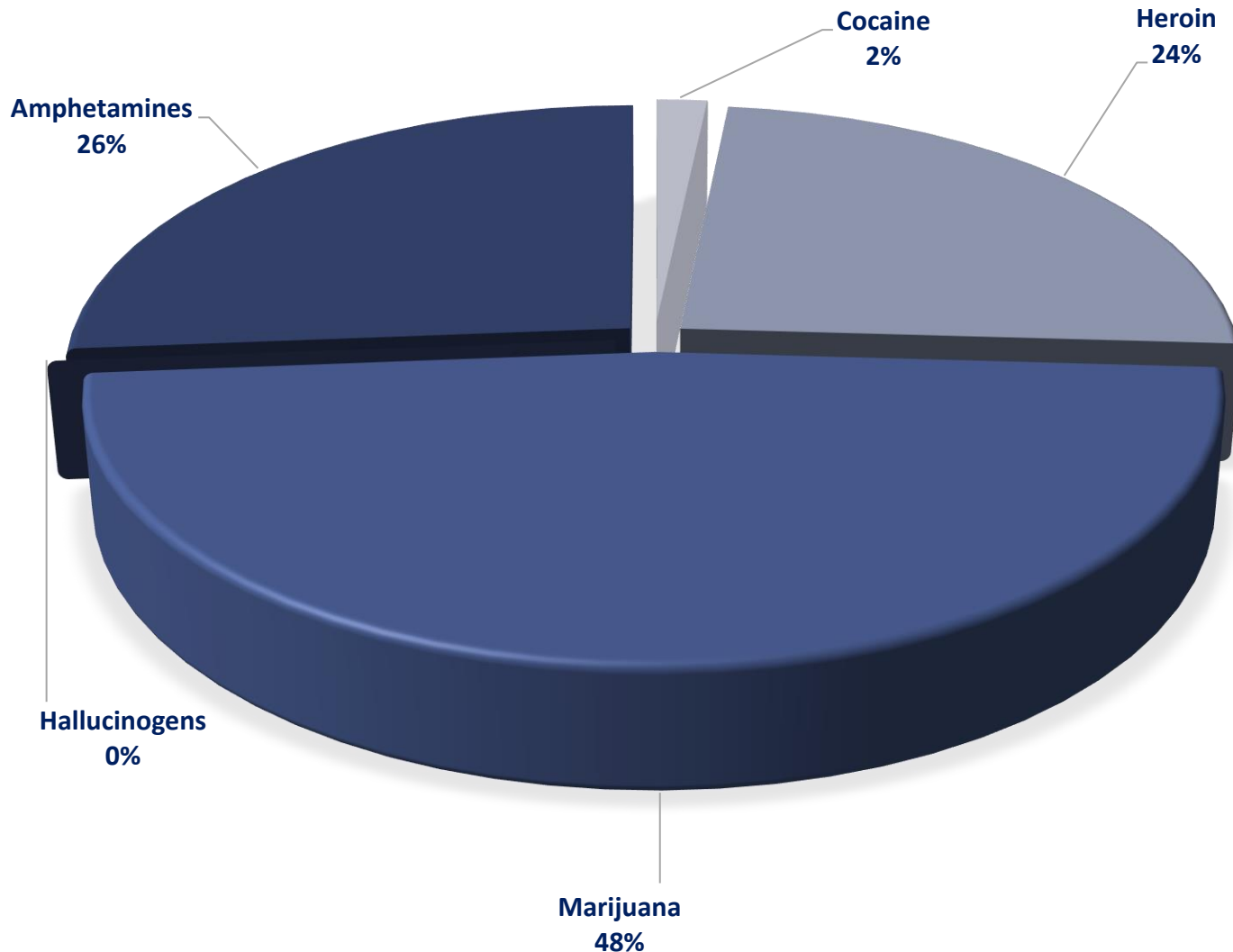
Combined Offense/Event Trends

	FEB 17	FEB 18
Part I Offenses	94	75
Part II Offenses	270	194
NonUCR Offenses	161	152
Reports Generated	388	315
Street Checks	52	55
Traffic Citations	47	27
Misdemeanor Citations	9	3
Jail Bookings	37	30

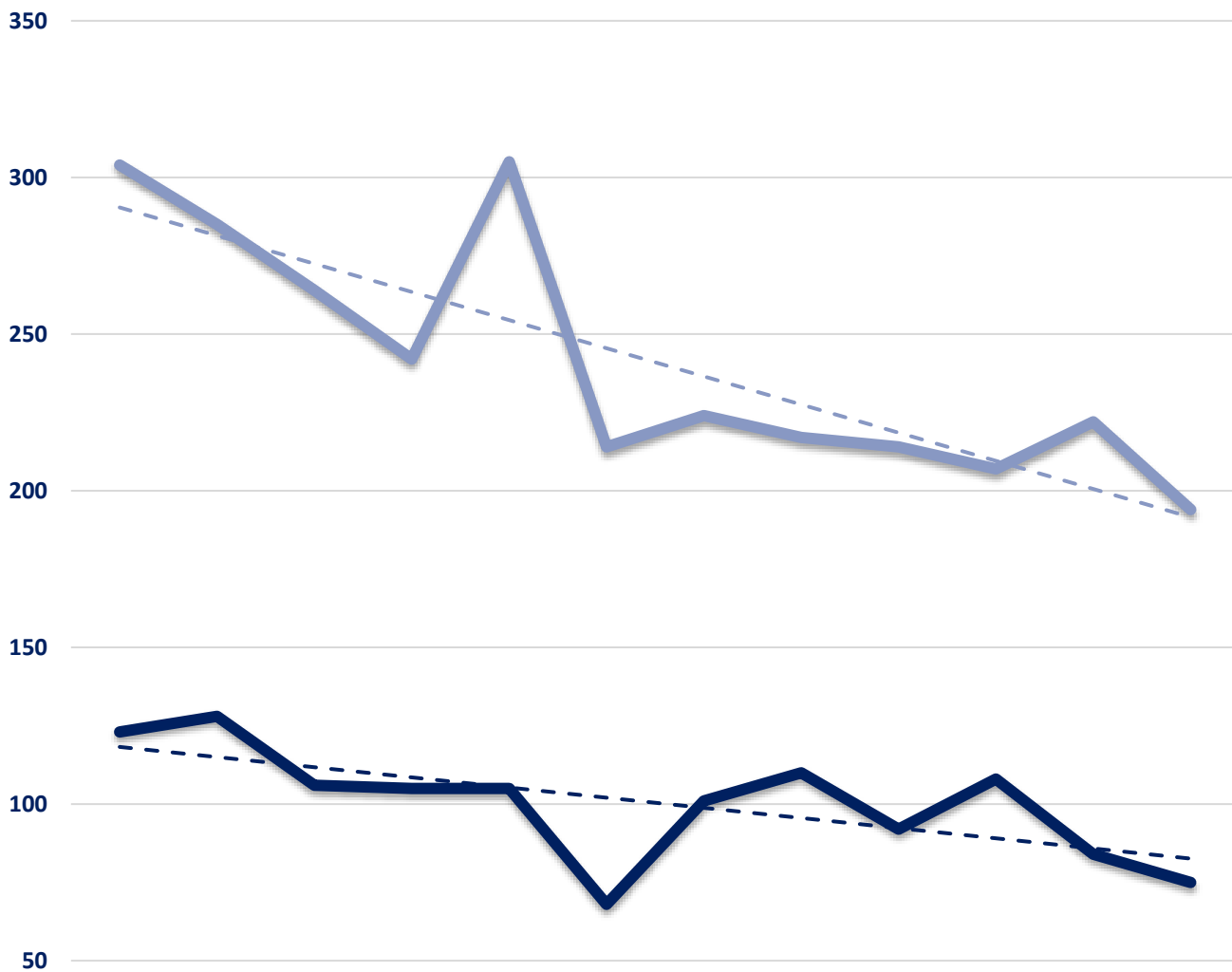


Seized Drugs

TYPE	DOSES	STREET VALUE
Cocaine	9.0	\$ 90.00
Heroin	129.0	\$ 1,290.00
Marijuana	254.7	\$ 1,528.32
Hallucinogens	0.0	\$ -
Amphetamines	139.8	\$ 1,398.00
TOTAL	532.5	\$ 4,306.32



Part I & II Offenses - One Year



	MAR 2017	APR 2017	MAY 2017	JUN 2017	JUL 2017	AUG 2017	SEP 2017	OCT 2017	NOV 2017	DEC 2017	JAN 2018	FEB 2018
PART I	123	128	106	105	105	68	101	110	92	108	84	75
PART II	304	285	264	242	305	214	224	217	214	207	222	194

— PART I
 — PART II
 - - - Part I Linear Forecast
 - - - Part II Linear Forecast



CITY COUNCIL DISTRICT #1 MONTHLY OFFENSE SUMMARY

MARCH 2018

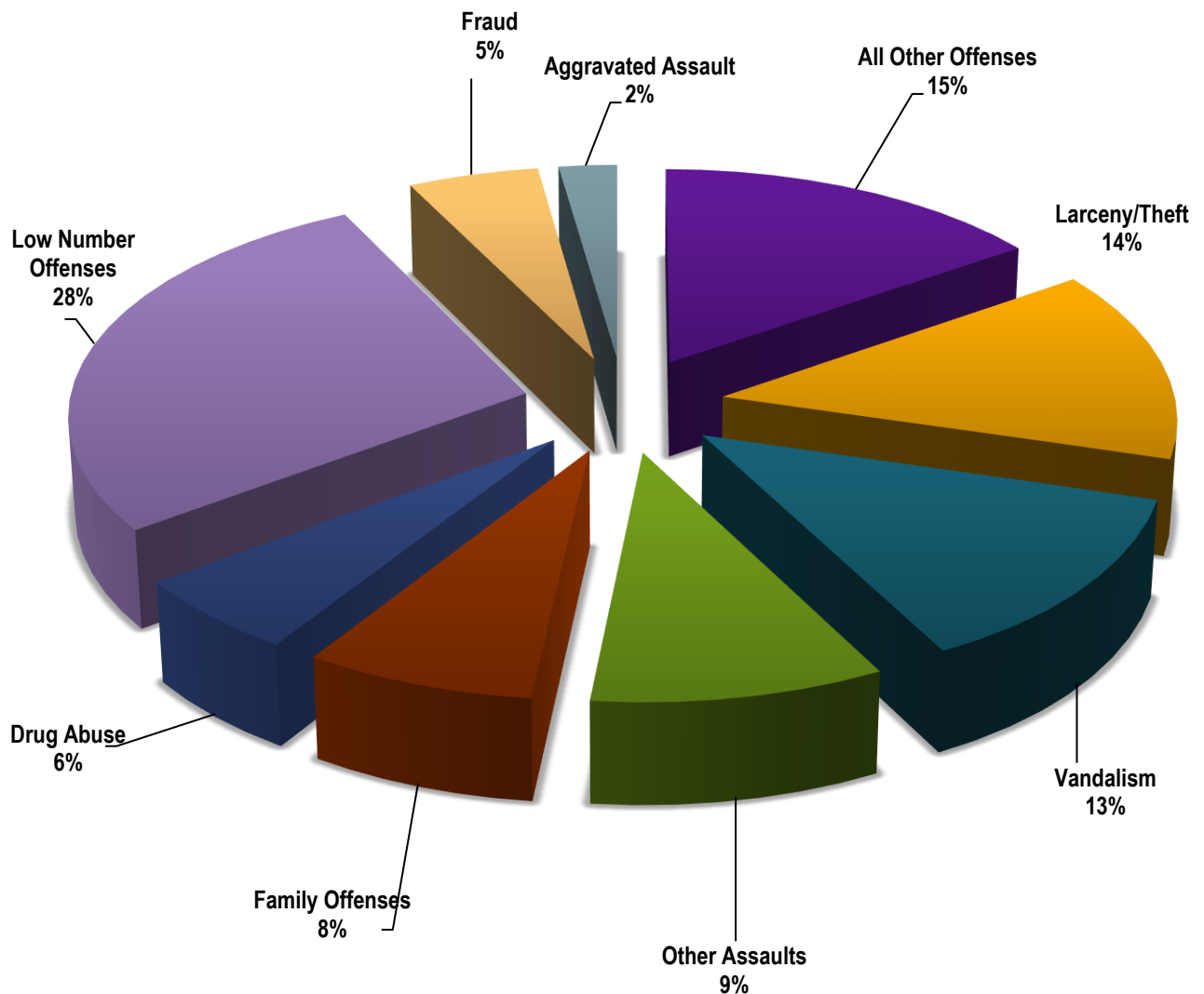
These figures represent preliminary counts of original Police Incident Reports and include all offenses within the above listed City Council District only. Full statistical analysis to determine the confidence level of this data has not been performed. The results contained herein are approximate in relation to the listed area and may not fully coincide with data shown in other areas of SLCPD's Crime Statistics page such as Calls for Service, Crimes Trending, and Crime Reports due to and reflective of departmental procedures that were in place at the time the event occurred and the date this data was compiled. Results displayed are not distinguished as attempted or completed crimes, do not include other calls for police service, and only represent police service where a report was made. Police Incident Reports are classified by primary offense categories as defined by the Uniform Crime Reporting (UCR) system. However, data is not subjected to any other standards set forth under UCR. Although every reasonable verification effort is made, the accuracy of any data is subject to the constraints of the report generation process as well as the manner, format, and point in time of any query.

PART I OFFENSES:	Chosen by the FBI as Part I Offenses because they are serious crimes that occur with regularity in all areas of the country and are likely to be reported to Police.
PART II OFFENSES:	All other crimes other than the eight Part I Offenses. The Uniform Crime Reporting Program gathers only arrest data for Part II Offenses, however, SLCPD results displayed in this document display all Part II Offenses, regardless of the presence of arrest data.
ALL OTHER OFFENSES:	Under the Part II Offense section, 'All Other Offenses' include Peeping Tom, Trespass, Kidnap/Abduction, Pornography, Extortion/Blackmail, Bribery, Warrants, Sexual Offenses, Obstruction, Public Peace, and Hit & Run.
NON-UCR OFFENSES:	Non-UCR Offenses include reports for all other offenses not classified as a Part I or Part II Offense. Results displayed separate some of these offenses such as Ambulance Calls, Deaths, Missing Persons, Suicides, Suspicious Activity, and Traffic Accidents.
ALL OTHER NON-UCR:	Under the Non-UCR category, 'All Other' include the remainder of offenses not classified as Part I or Part II and not separated from the Non-UCR Offenses. These include things such as Loud Parties, Barking Dogs, Mentally Ill Subjects, Citizen Assistance, etc.
LOW NUMBER OFFENSES:	On page two, in the interest of space and allowing for easier viewing, the category titled 'Low Number Offenses' include Part I and Part II Offenses from page one that have totals under the amount of 20.

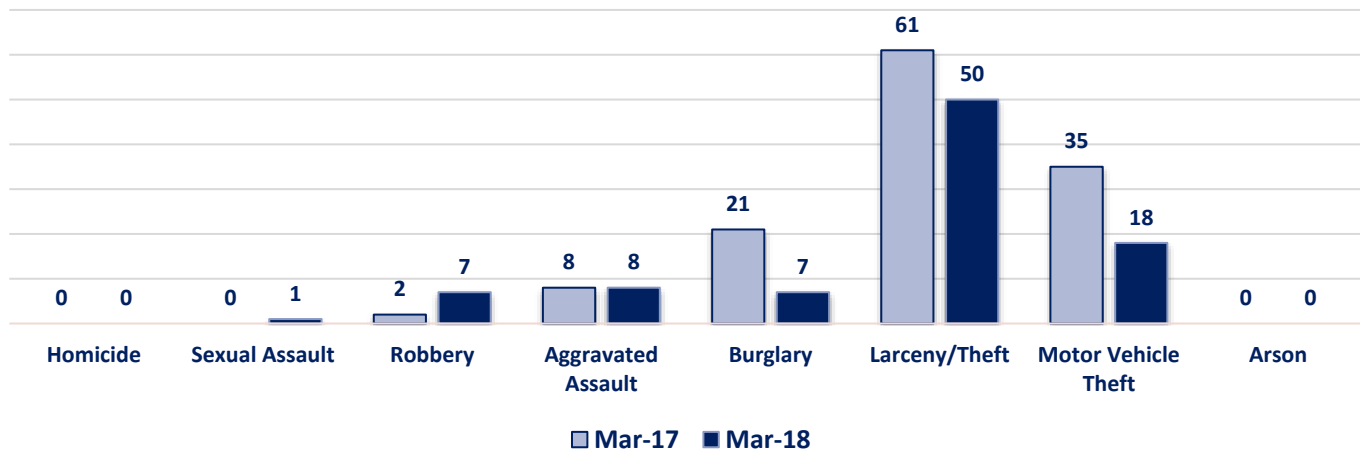
Offenses

PART I OFFENSES	OFFENSE	MAR 17	MAR 18	OFFENSE	MAR 17	MAR 18
	Homicide	0	0	Other Assaults	47	33
	Sexual Assault	0	1	Forgery/Counterfeit	6	6
	Robbery	2	7	Fraud	22	18
	Aggravated Assault	8	8	Embezzlement	1	0
	Burglary	21	7	Stolen Property	2	1
	Larceny/Theft	61	50	Vandalism	43	45
	Motor Vehicle Theft	35	18	Weapons	2	4
	Arson	0	0	Prostitution	1	5
	PART I TOTALS	127	91	Sex Offenses	2	3
NON-UCR OFFENSES	Ambulance Calls	13	9	Drug Abuse	26	20
	Deaths	5	2	Gambling	1	0
	Missing Persons	3	10	Family Offenses	35	26
	Suicides	0	0	DUI	6	3
	Suspicious Activity	9	5	Liquor Laws	1	0
	Traffic Accidents	28	37	Drunkenness	9	6
	All Other	119	114	Disorderly Conduct	9	6
	NON-UCR TOTALS	177	177	All Other Offenses	85	54
	PART I OFFENSES	127	91	Curfew/Loitering	0	0
	PART II OFFENSES	311	235	Runaway	13	5
TOTALS	NON-UCR OFFENSES	177	177	PART II TOTALS	311	235
	TOTAL	615	503			

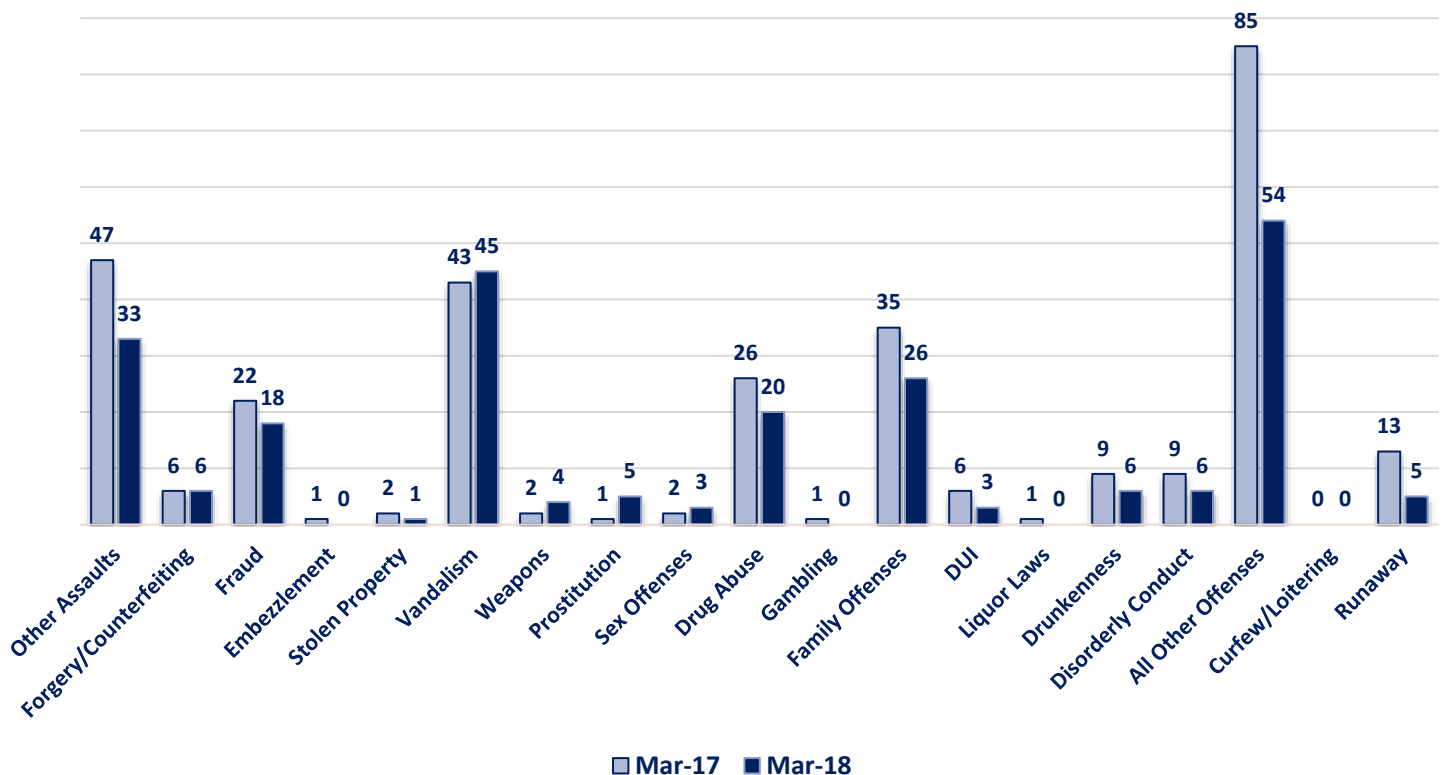
MARCH 2018 - Part I & II Offense Percentages



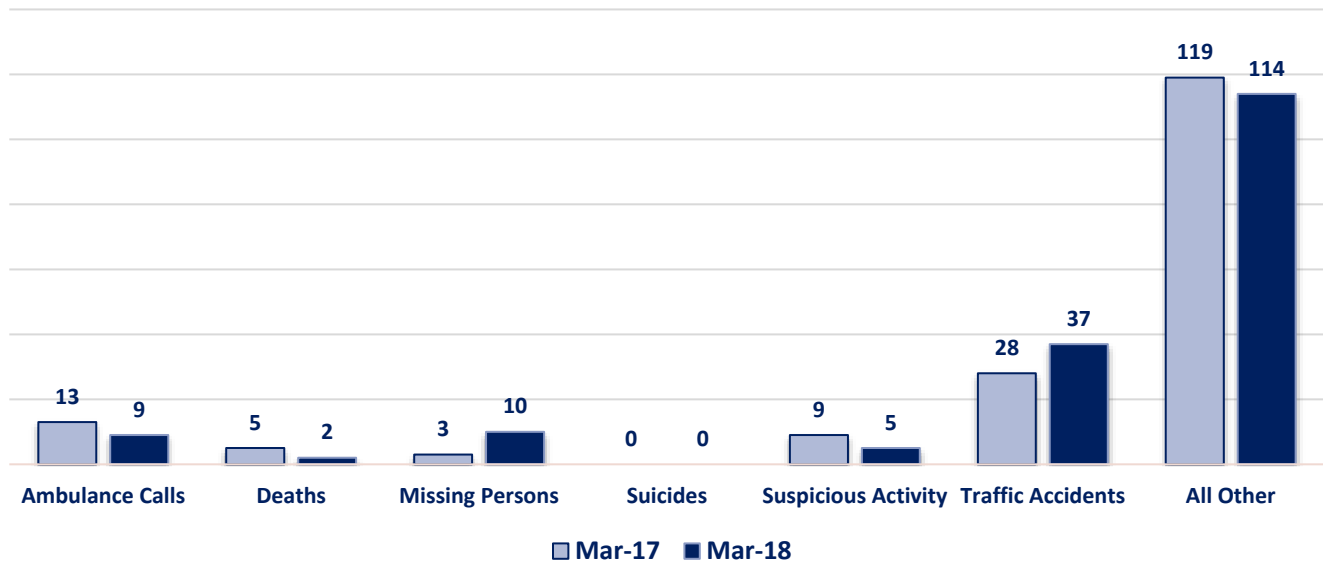
Part I Offenses



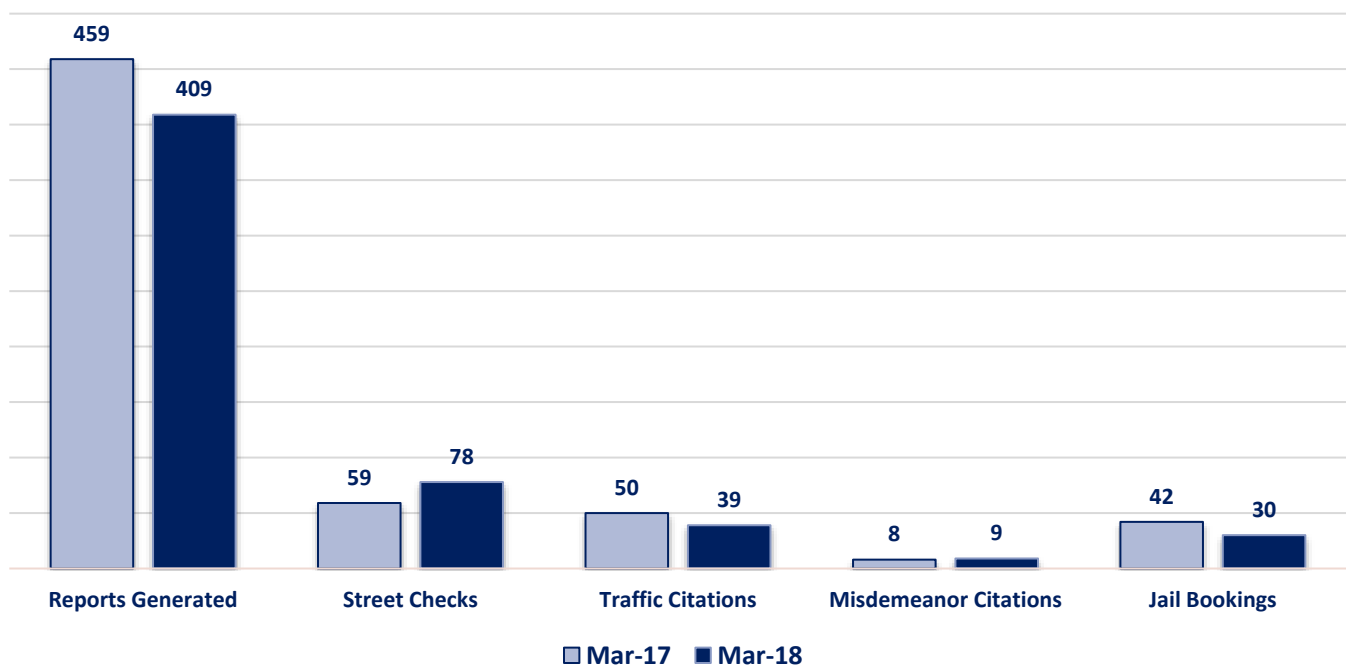
Part II Offenses



Non-UCR Offenses

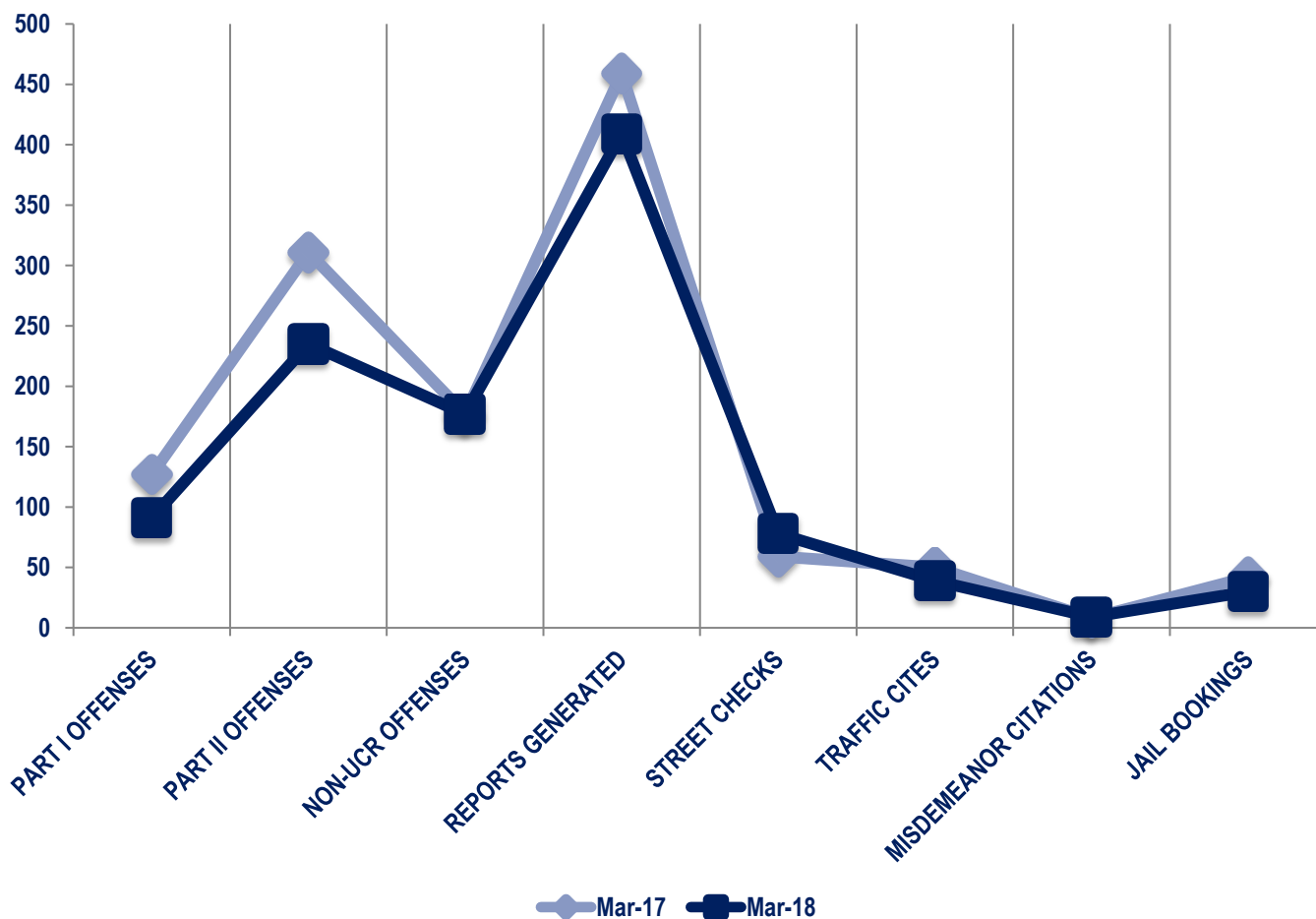


Other Event Totals



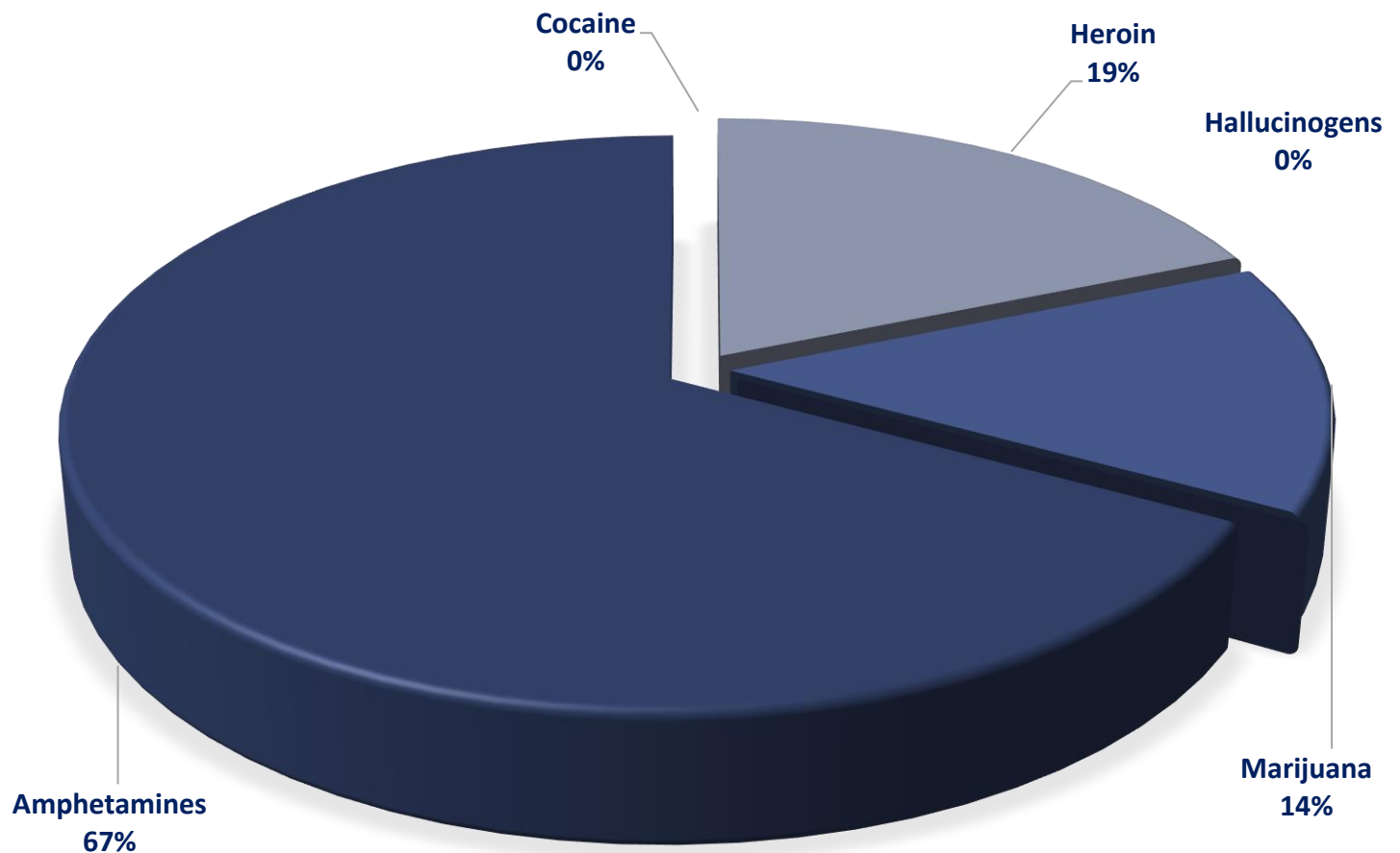
Combined Offense/Event Trends

	MAR 17	MAR 18
Part I Offenses	127	91
Part II Offenses	311	235
NonUCR Offenses	177	177
Reports Generated	459	409
Street Checks	59	78
Traffic Citations	50	39
Misdemeanor Citations	8	9
Jail Bookings	42	30

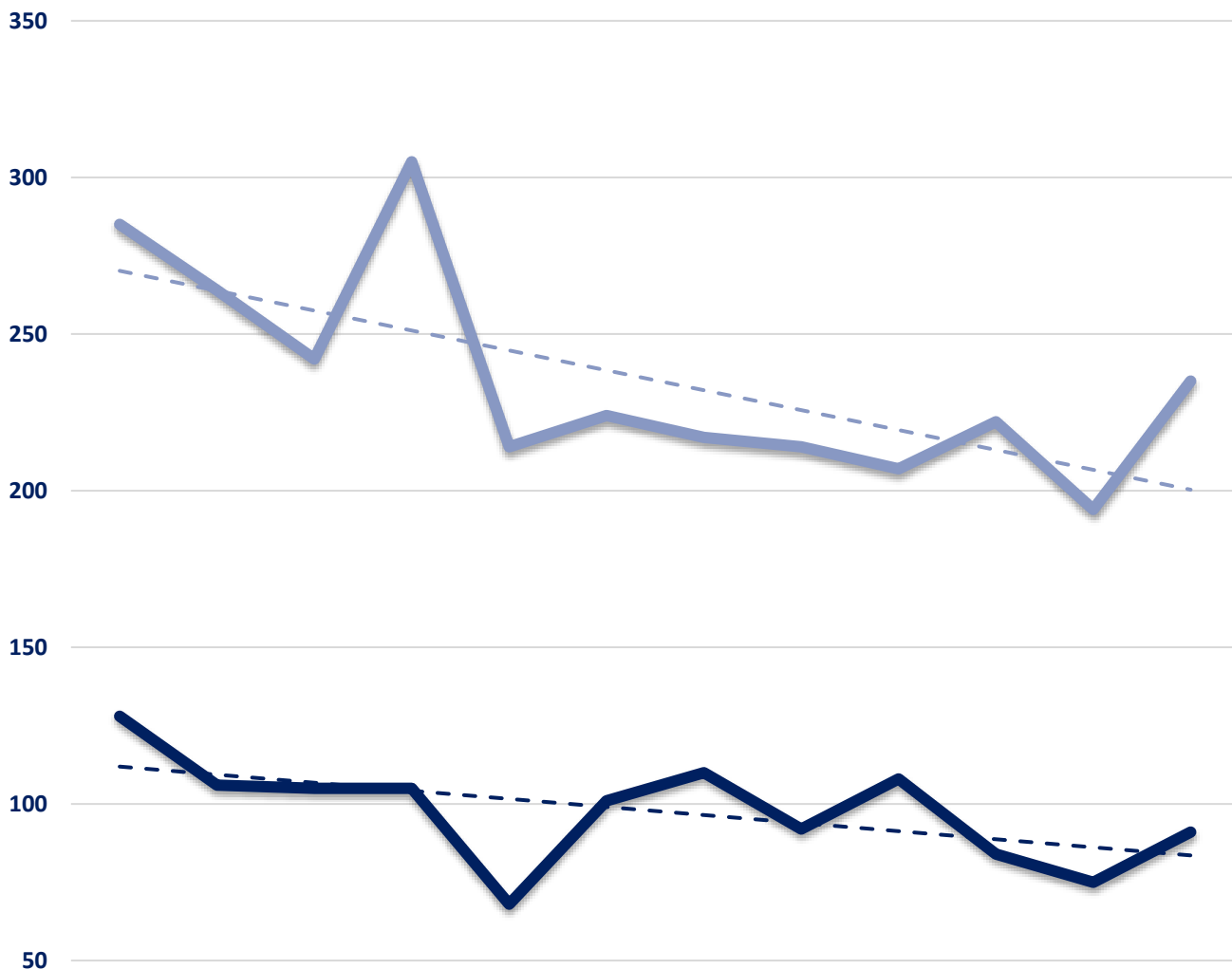


Seized Drugs

TYPE	DOSES	STREET VALUE
Cocaine	0.0	\$ -
Heroin	82.1	\$ 820.75
Marijuana	61.6	\$ 369.32
Hallucinogens	0.0	\$ -
Amphetamines	293.0	\$ 2,930.00
TOTAL	436.6	\$ 4,120.07



Part I & II Offenses - One Year



	APR 2017	MAY 2017	JUN 2017	JUL 2017	AUG 2017	SEP 2017	OCT 2017	NOV 2017	DEC 2017	JAN 2018	FEB 2018	MAR 2018
PART I	128	106	105	105	68	101	110	92	108	84	75	91
PART II	285	264	242	305	214	224	217	214	207	222	194	235

— PART I
 — PART II
 - - - Part I Linear Forecast
 - - - Part II Linear Forecast



CITY COUNCIL DISTRICT #1 MONTHLY OFFENSE SUMMARY

APRIL 2018

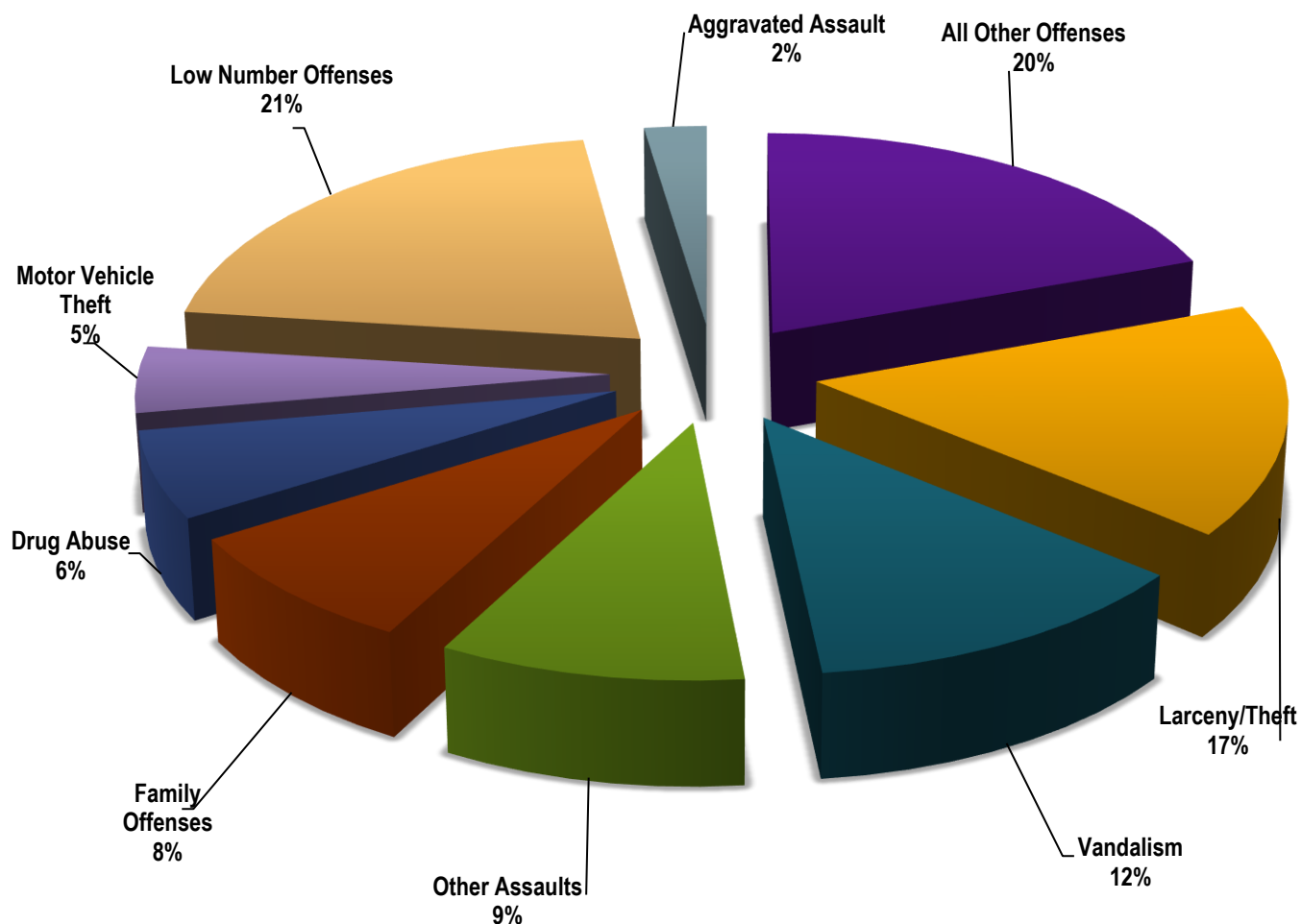
These figures represent preliminary counts of original Police Incident Reports and include all offenses within the above listed City Council District only. Full statistical analysis to determine the confidence level of this data has not been performed. The results contained herein are approximate in relation to the listed area and may not fully coincide with data shown in other areas of SLCPD's Crime Statistics page such as Calls for Service, Crimes Trending, and Crime Reports due to and reflective of departmental procedures that were in place at the time the event occurred and the date this data was compiled. Results displayed are not distinguished as attempted or completed crimes, do not include other calls for police service, and only represent police service where a report was made. Police Incident Reports are classified by primary offense categories as defined by the Uniform Crime Reporting (UCR) system. However, data is not subjected to any other standards set forth under UCR. Although every reasonable verification effort is made, the accuracy of any data is subject to the constraints of the report generation process as well as the manner, format, and point in time of any query.

PART I OFFENSES:	Chosen by the FBI as Part I Offenses because they are serious crimes that occur with regularity in all areas of the country and are likely to be reported to Police.
PART II OFFENSES:	All other crimes other than the eight Part I Offenses. The Uniform Crime Reporting Program gathers only arrest data for Part II Offenses, however, SLCPD results displayed in this document display all Part II Offenses, regardless of the presence of arrest data.
ALL OTHER OFFENSES:	Under the Part II Offense section, 'All Other Offenses' include Peeping Tom, Trespass, Kidnap/Abduction, Pornography, Extortion/Blackmail, Bribery, Warrants, Sexual Offenses, Obstruction, Public Peace, and Hit & Run.
NON-UCR OFFENSES:	Non-UCR Offenses include reports for all other offenses not classified as a Part I or Part II Offense. Results displayed separate some of these offenses such as Ambulance Calls, Deaths, Missing Persons, Suicides, Suspicious Activity, and Traffic Accidents.
ALL OTHER NON-UCR:	Under the Non-UCR category, 'All Other' include the remainder of offenses not classified as Part I or Part II and not separated from the Non-UCR Offenses. These include things such as Loud Parties, Barking Dogs, Mentally Ill Subjects, Citizen Assistance, etc.
LOW NUMBER OFFENSES:	On page two, in the interest of space and allowing for easier viewing, the category titled 'Low Number Offenses' include Part I and Part II Offenses from page one that have totals under the amount of 15.

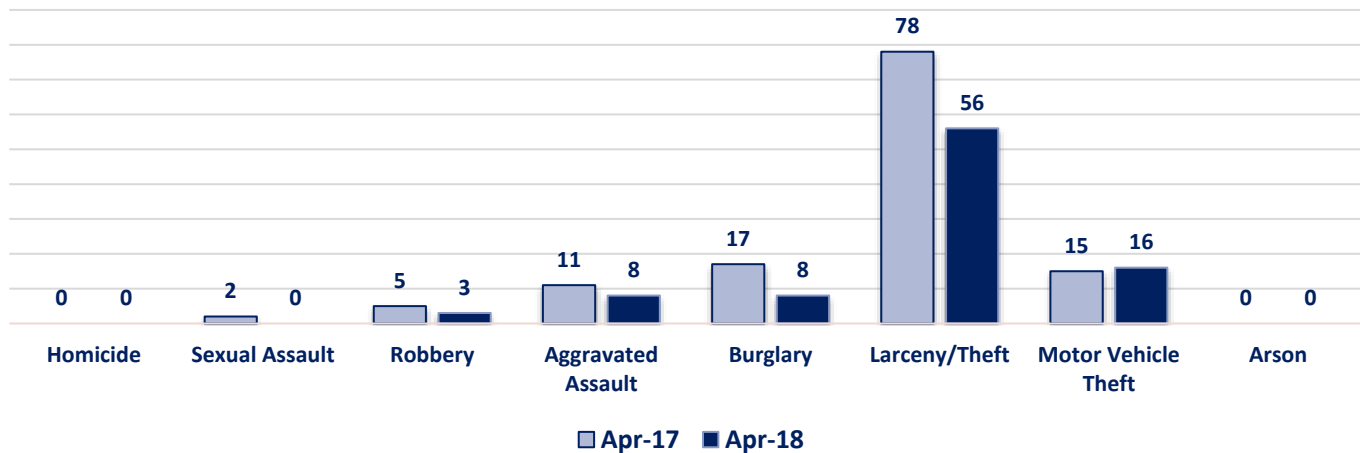
Offenses

PART I OFFENSES	OFFENSE	APR 17	APR 18	OFFENSE	APR 17	APR 18
	Homicide	0	0	Other Assaults	38	32
	Sexual Assault	2	0	Forgery/Counterfeit	10	7
	Robbery	5	3	Fraud	31	13
	Aggravated Assault	11	8	Embezzlement	0	0
	Burglary	17	8	Stolen Property	2	3
	Larceny/Theft	78	56	Vandalism	41	42
	Motor Vehicle Theft	15	16	Weapons	8	4
	Arson	0	0	Prostitution	1	7
NON-UCR OFFENSES	PART I TOTALS	128	91	Sex Offenses	1	1
	Ambulance Calls	3	11	Drug Abuse	23	21
	Deaths	1	2	Gambling	0	0
	Missing Persons	10	1	Family Offenses	41	28
	Suicides	0	0	DUI	3	2
	Suspicious Activity	9	11	Liquor Laws	0	3
	Traffic Accidents	29	36	Drunkenness	6	5
	All Other	110	120	Disorderly Conduct	4	2
	NON-UCR TOTALS	162	181	All Other Offenses	76	66
TOTALS	PART I OFFENSES	128	91	Curfew/Loitering	0	0
	PART II OFFENSES	292	240	Runaway	7	4
	NON-UCR OFFENSES	162	181	PART II TOTALS	292	240
TOTAL		582	512			

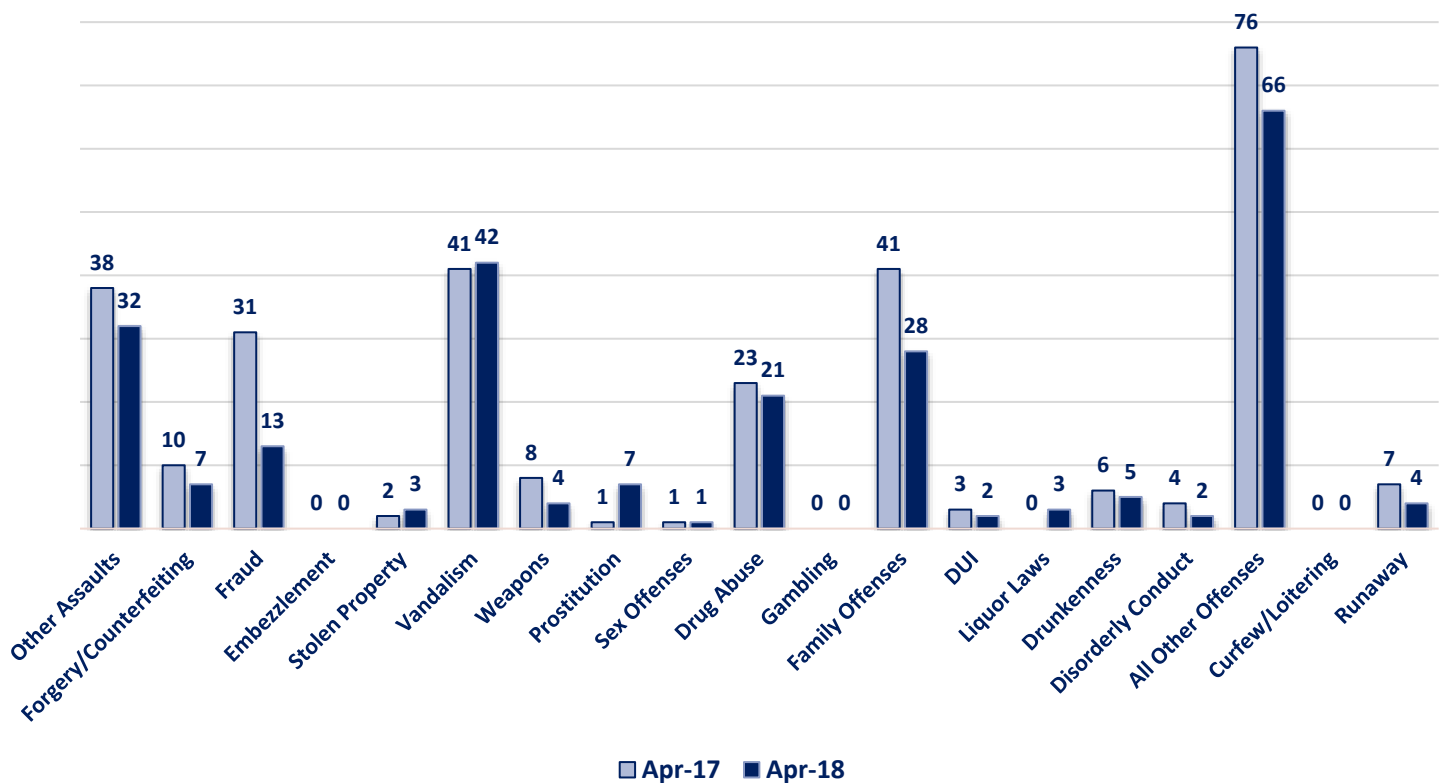
APRIL 2018 - Part I & II Offense Percentages



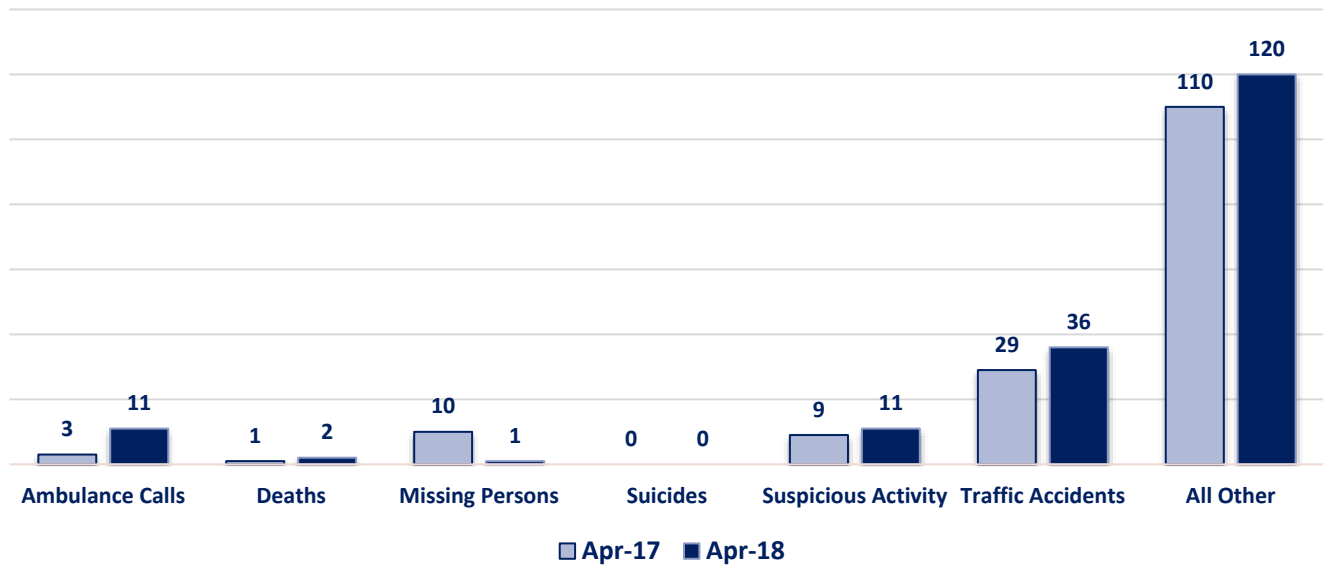
Part I Offenses



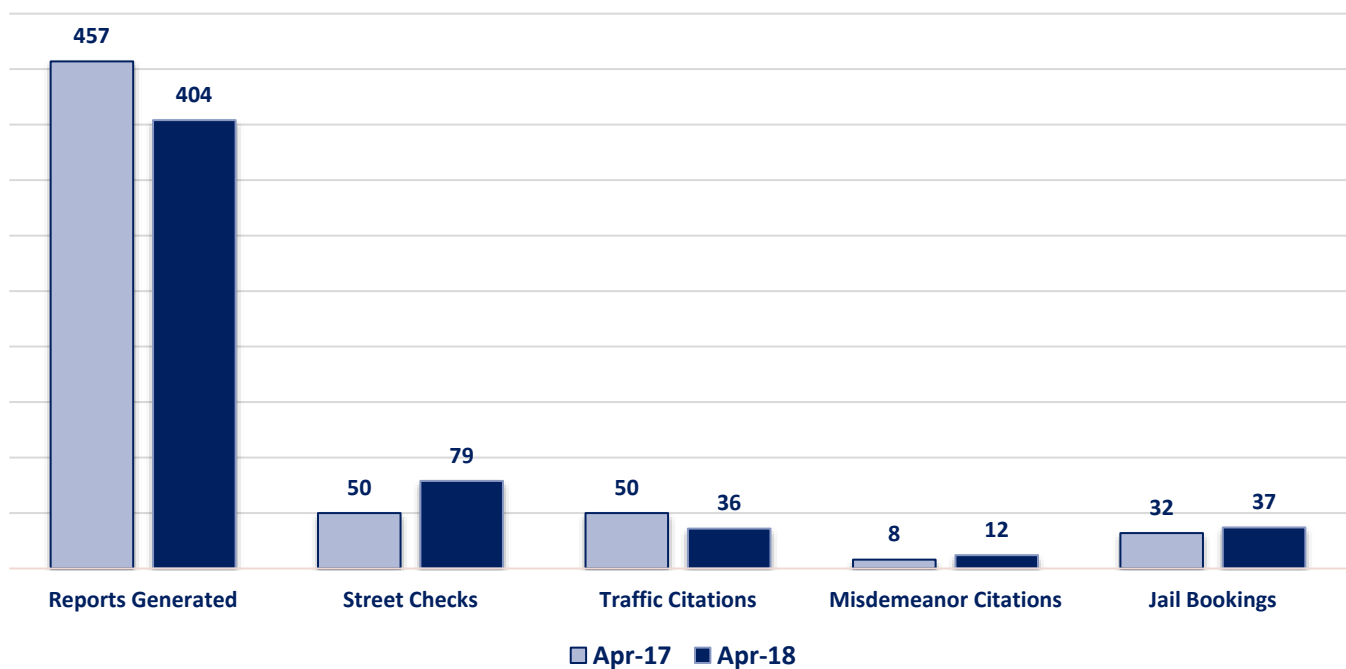
Part II Offenses



Non-UCR Offenses

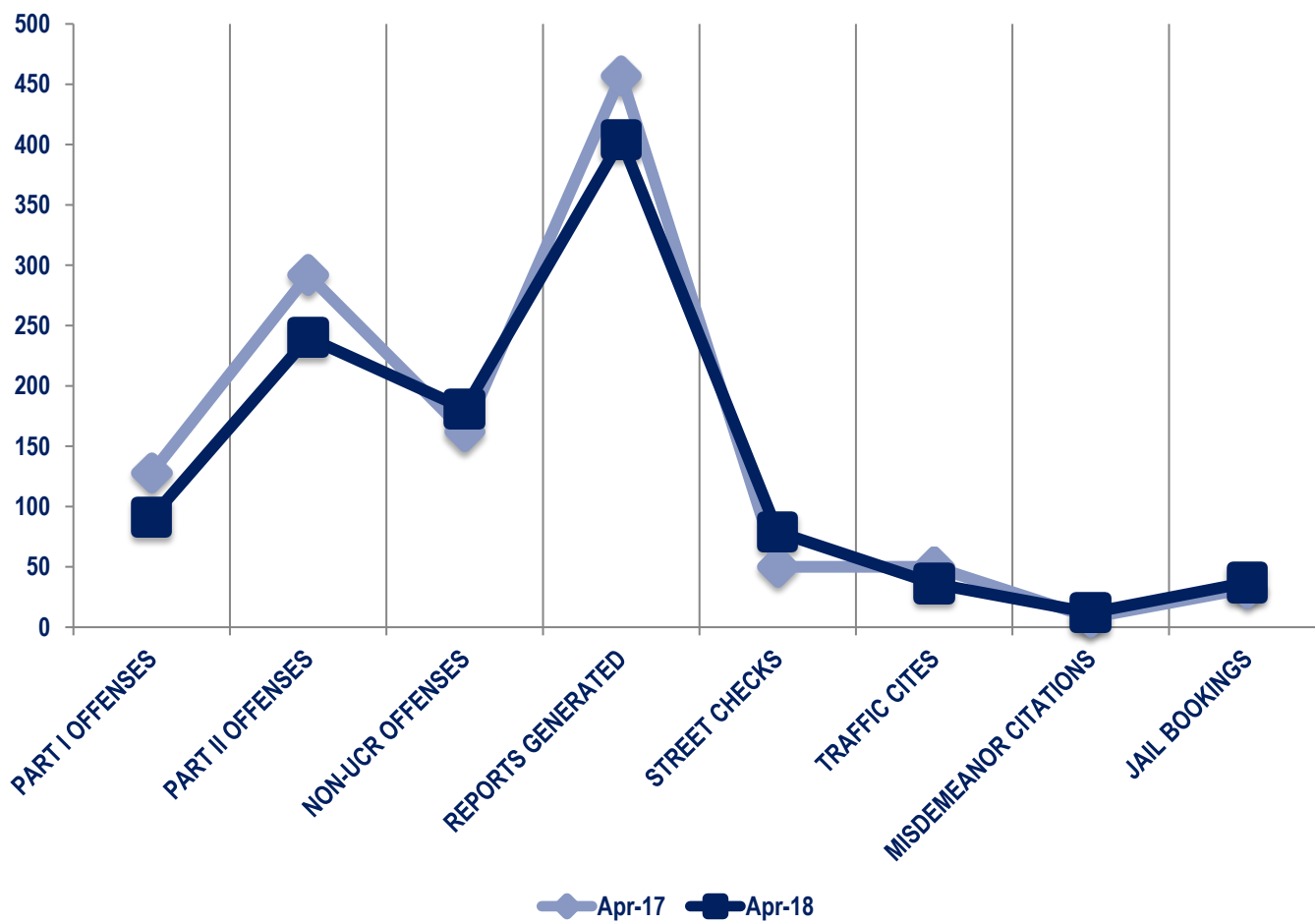


Other Event Totals



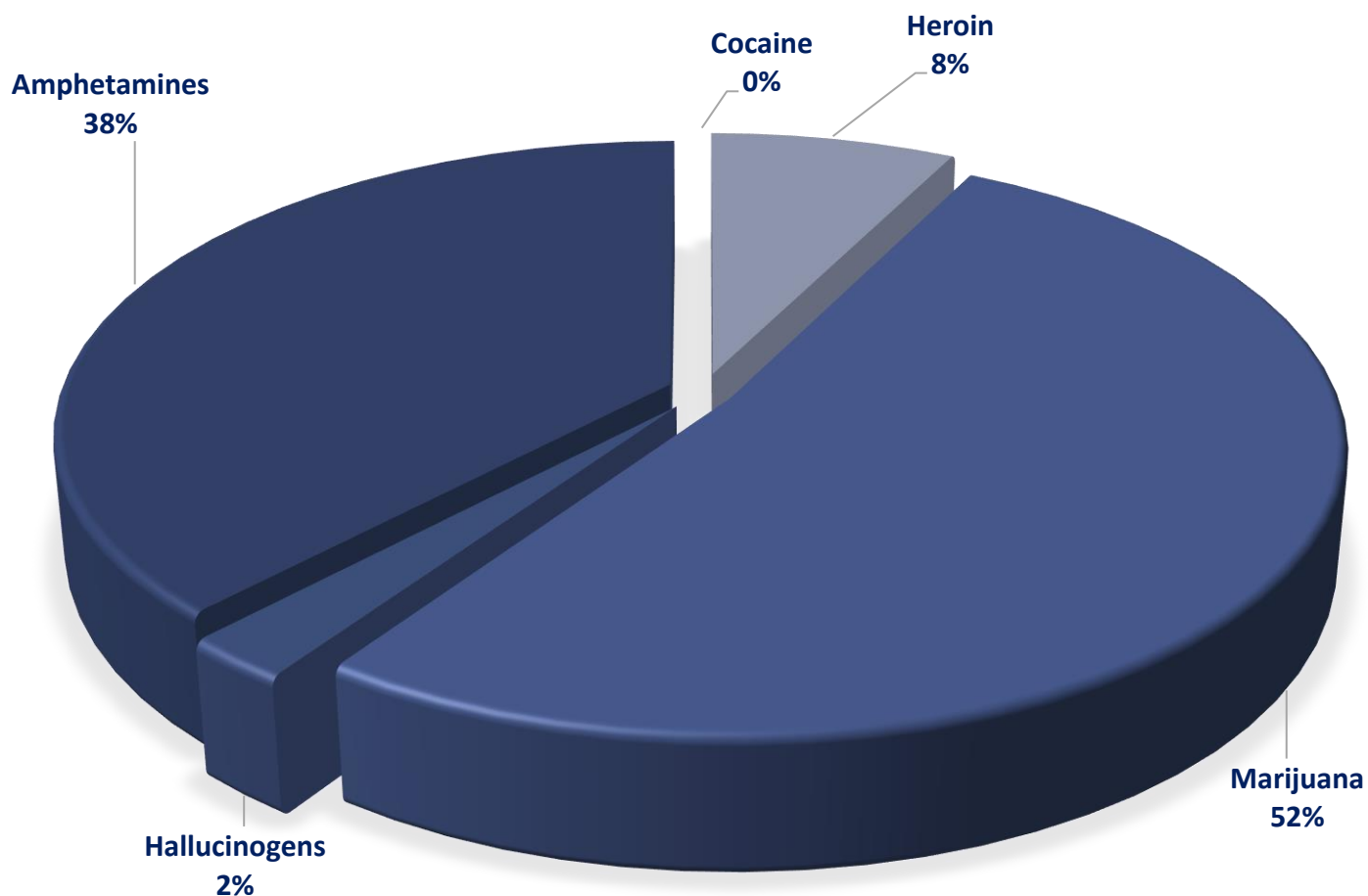
Combined Offense/Event Trends

	APR 17	APR 18
Part I Offenses	128	91
Part II Offenses	292	240
NonUCR Offenses	162	181
Reports Generated	457	404
Street Checks	50	79
Traffic Citations	50	36
Misdemeanor Citations	8	12
Jail Bookings	32	37

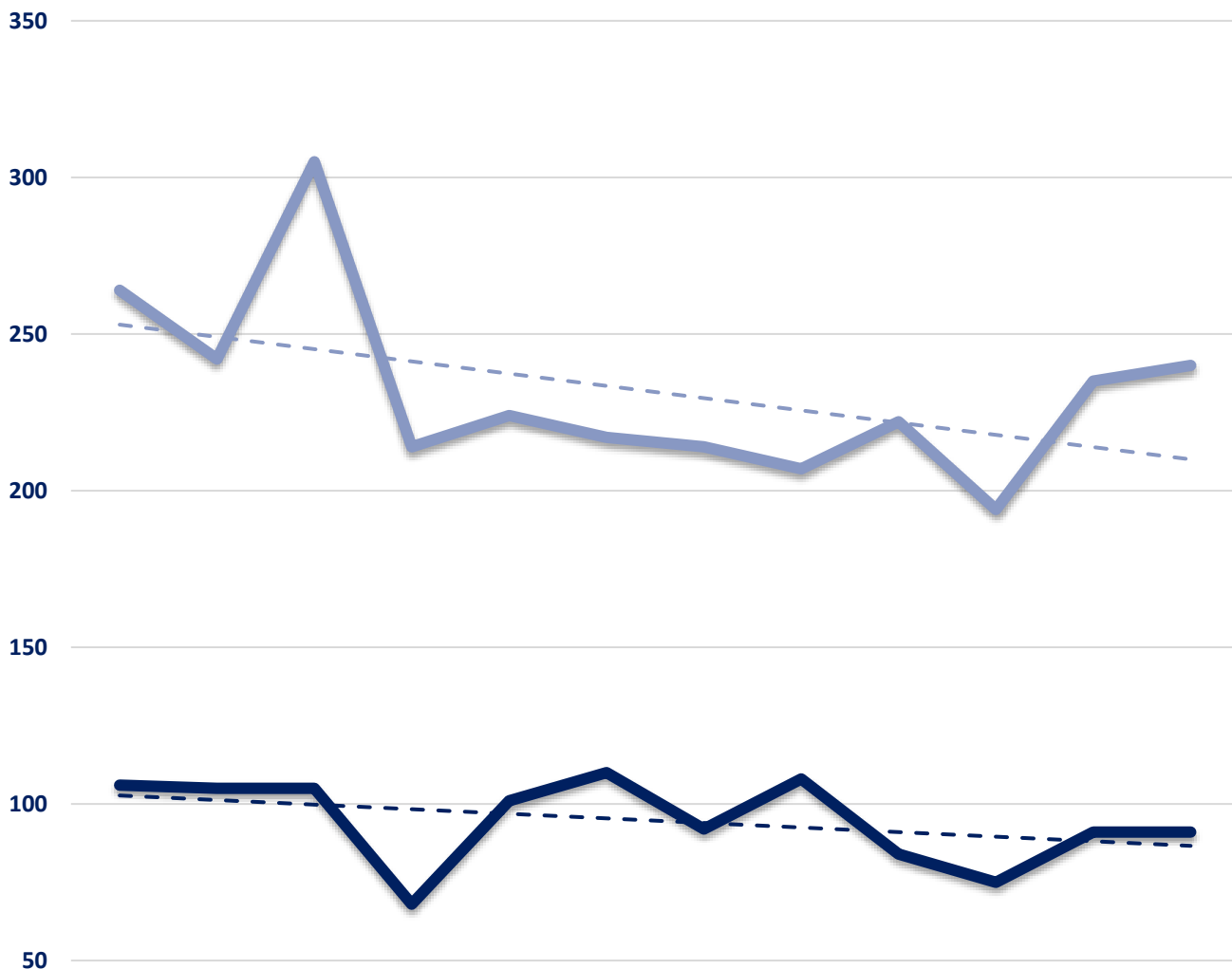


Seized Drugs

TYPE	DOSES	STREET VALUE
Cocaine	0.0	\$ -
Heroin	16.0	\$ 160.00
Marijuana	111.1	\$ 666.73
Hallucinogens	5.3	\$ 10.58
Amphetamines	80.7	\$ 807.26
TOTAL	213.1	\$ 1,644.57



Part I & II Offenses - One Year



	MAY 2017	JUN 2017	JUL 2017	AUG 2017	SEP 2017	OCT 2017	NOV 2017	DEC 2017	JAN 2018	FEB 2018	MAR 2018	APR 2018
PART I	106	105	105	68	101	110	92	108	84	75	91	91
PART II	264	242	305	214	224	217	214	207	222	194	235	240

— PART I
 — PART II
 - - - Part I Linear Forecast
 - - - Part II Linear Forecast



CITY COUNCIL DISTRICT #1

MONTHLY OFFENSE SUMMARY

MAY 2018

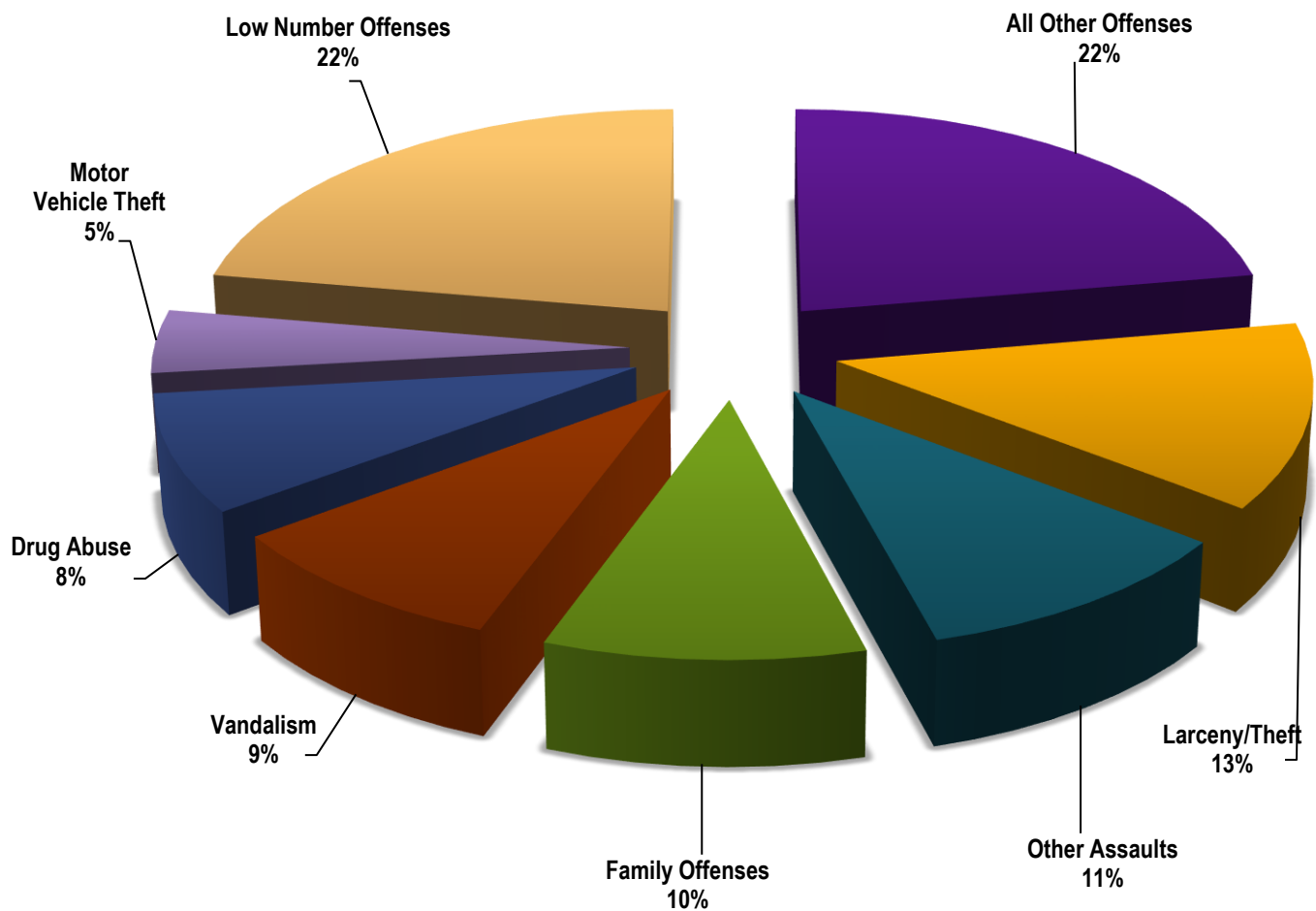
These figures represent preliminary counts of original Police Incident Reports and include all offenses within the above listed City Council District only. Full statistical analysis to determine the confidence level of this data has not been performed. The results contained herein are approximate in relation to the listed area and may not fully coincide with data shown in other areas of SLCPD's Crime Statistics page such as Calls for Service, Crimes Trending, and Crime Reports due to and reflective of departmental procedures that were in place at the time the event occurred and the date this data was compiled. Results displayed are not distinguished as attempted or completed crimes, do not include other calls for police service, and only represent police service where a report was made. Police Incident Reports are classified by primary offense categories as defined by the Uniform Crime Reporting (UCR) system. However, data is not subjected to any other standards set forth under UCR. Although every reasonable verification effort is made, the accuracy of any data is subject to the constraints of the report generation process as well as the manner, format, and point in time of any query.

PART I OFFENSES:	Chosen by the FBI as Part I Offenses because they are serious crimes that occur with regularity in all areas of the country and are likely to be reported to Police.
PART II OFFENSES:	All other crimes other than the eight Part I Offenses. The Uniform Crime Reporting Program gathers only arrest data for Part II Offenses, however, SLCPD results displayed in this document display all Part II Offenses, regardless of the presence of arrest data.
ALL OTHER OFFENSES:	Under the Part II Offense section, 'All Other Offenses' include Peeping Tom, Trespass, Kidnap/Abduction, Pornography, Extortion/Blackmail, Bribery, Warrants, Sexual Offenses, Obstruction, Public Peace, and Hit & Run.
NON-UCR OFFENSES:	Non-UCR Offenses include reports for all other offenses not classified as a Part I or Part II Offense. Results displayed separate some of these offenses such as Ambulance Calls, Deaths, Missing Persons, Suicides, Suspicious Activity, and Traffic Accidents.
ALL OTHER NON-UCR:	Under the Non-UCR category, 'All Other' include the remainder of offenses not classified as Part I or Part II and not separated from the Non-UCR Offenses. These include things such as Loud Parties, Barking Dogs, Mentally Ill Subjects, Citizen Assistance, etc.
LOW NUMBER OFFENSES:	On page two, in the interest of space and allowing for easier viewing, the category titled 'Low Number Offenses' include Part I and Part II Offenses from page one that have totals under the amount of 15.

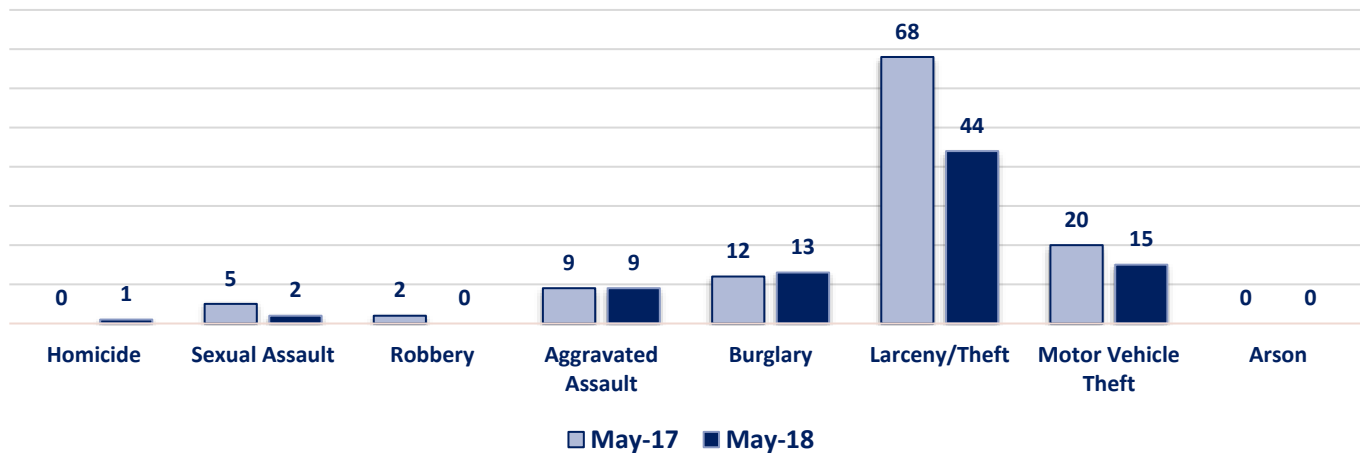
Offenses

PART I OFFENSES	OFFENSE	MAY 17	MAY 18	OFFENSE	MAY 17	MAY 18	PART II OFFENSES
	Homicide	0	1	Other Assaults	45	35	
	Sexual Assault	5	2	Forgery/Counterfeit	5	7	
	Robbery	2	0	Fraud	15	14	
	Aggravated Assault	9	9	Embezzlement	0	0	
	Burglary	12	13	Stolen Property	1	1	
	Larceny/Theft	68	44	Vandalism	30	31	
	Motor Vehicle Theft	20	15	Weapons	5	3	
	Arson	0	0	Prostitution	5	3	
NON-UCR OFFENSES	PART I TOTALS	116	84	Sex Offenses	3	3	PART II OFFENSES
	Ambulance Calls	13	9	Drug Abuse	29	28	
	Deaths	3	0	Gambling	0	0	
	Missing Persons	6	3	Family Offenses	38	33	
	Suicides	0	1	DUI	11	0	
	Suspicious Activity	7	8	Liquor Laws	1	2	
	Traffic Accidents	31	33	Drunkenness	7	8	
	All Other	127	120	Disorderly Conduct	11	2	
	NON-UCR TOTALS	187	174	All Other Offenses	65	75	
TOTALS	PART I OFFENSES	116	84	Curfew/Loitering	0	0	PART II OFFENSES
	PART II OFFENSES	280	252	Runaway	9	7	
	NON-UCR OFFENSES	187	174	PART II TOTALS	280	252	
	TOTAL	583	510				

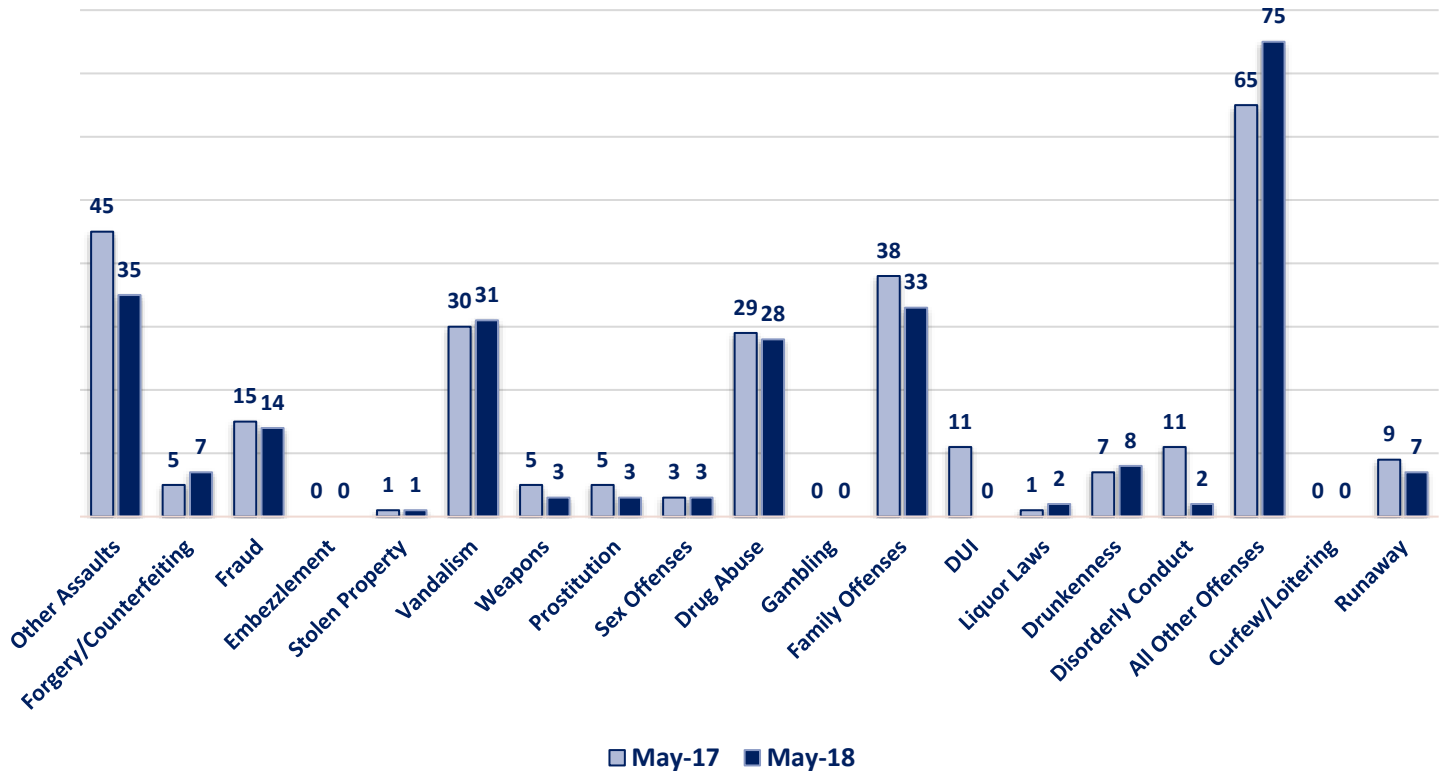
May 2018 - Part I & II Offense Percentages



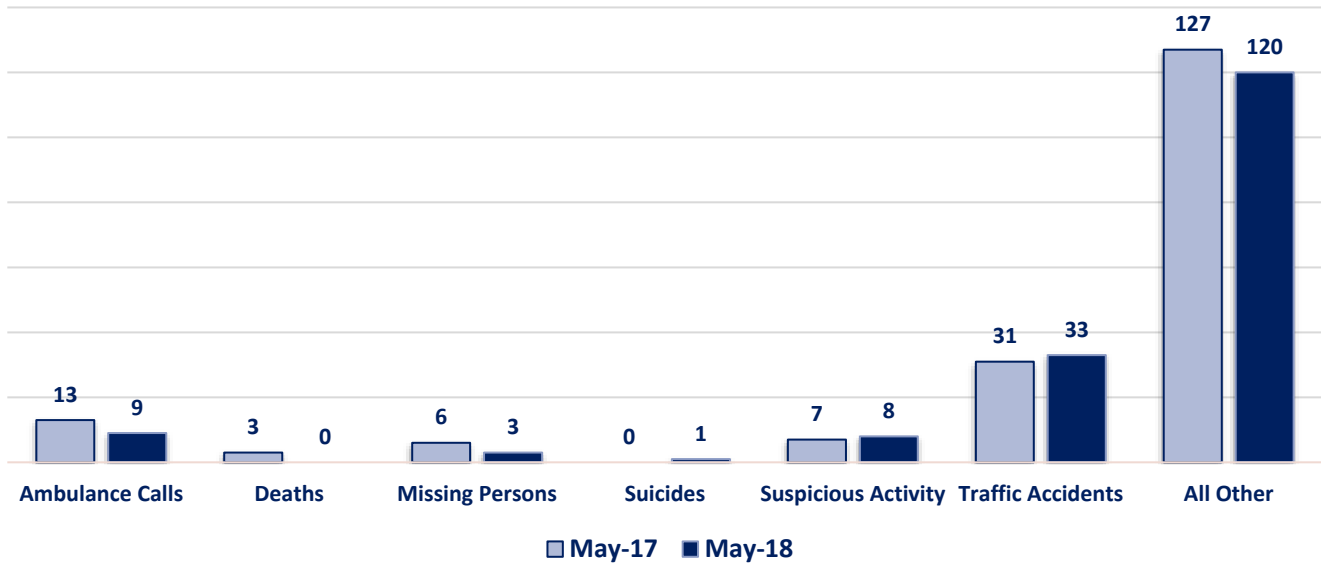
Part I Offenses



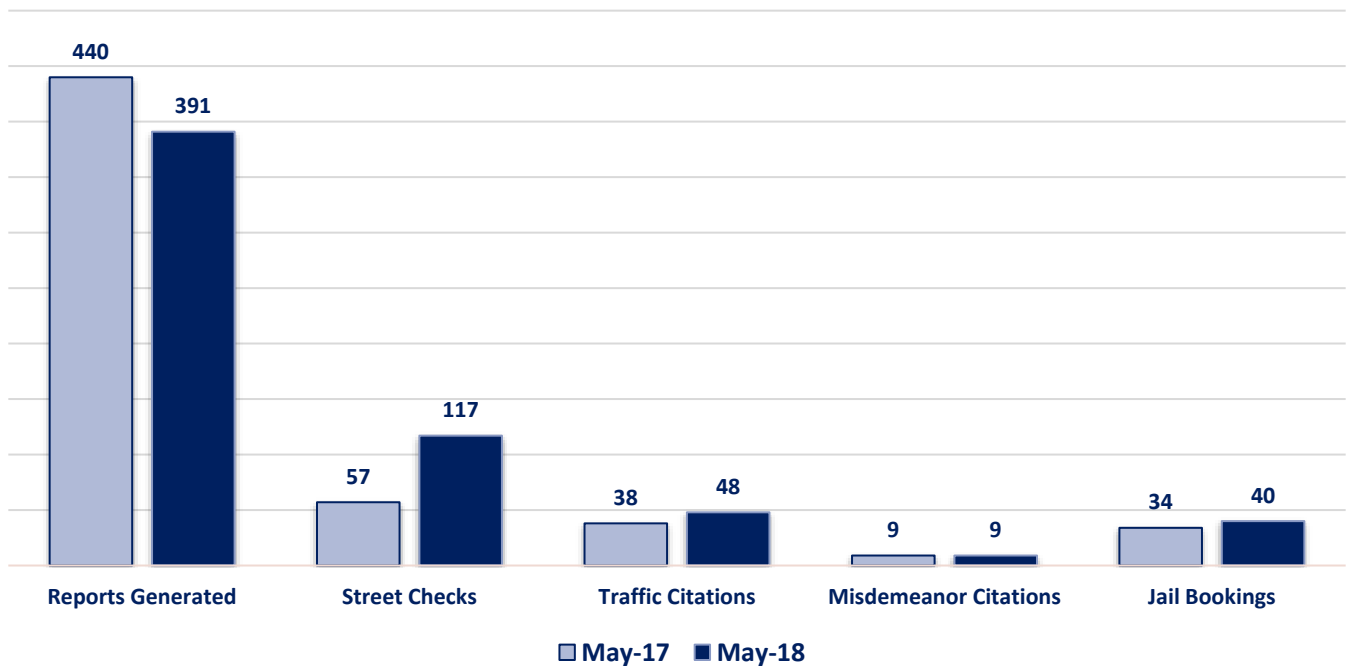
Part II Offenses



Non-UCR Offenses

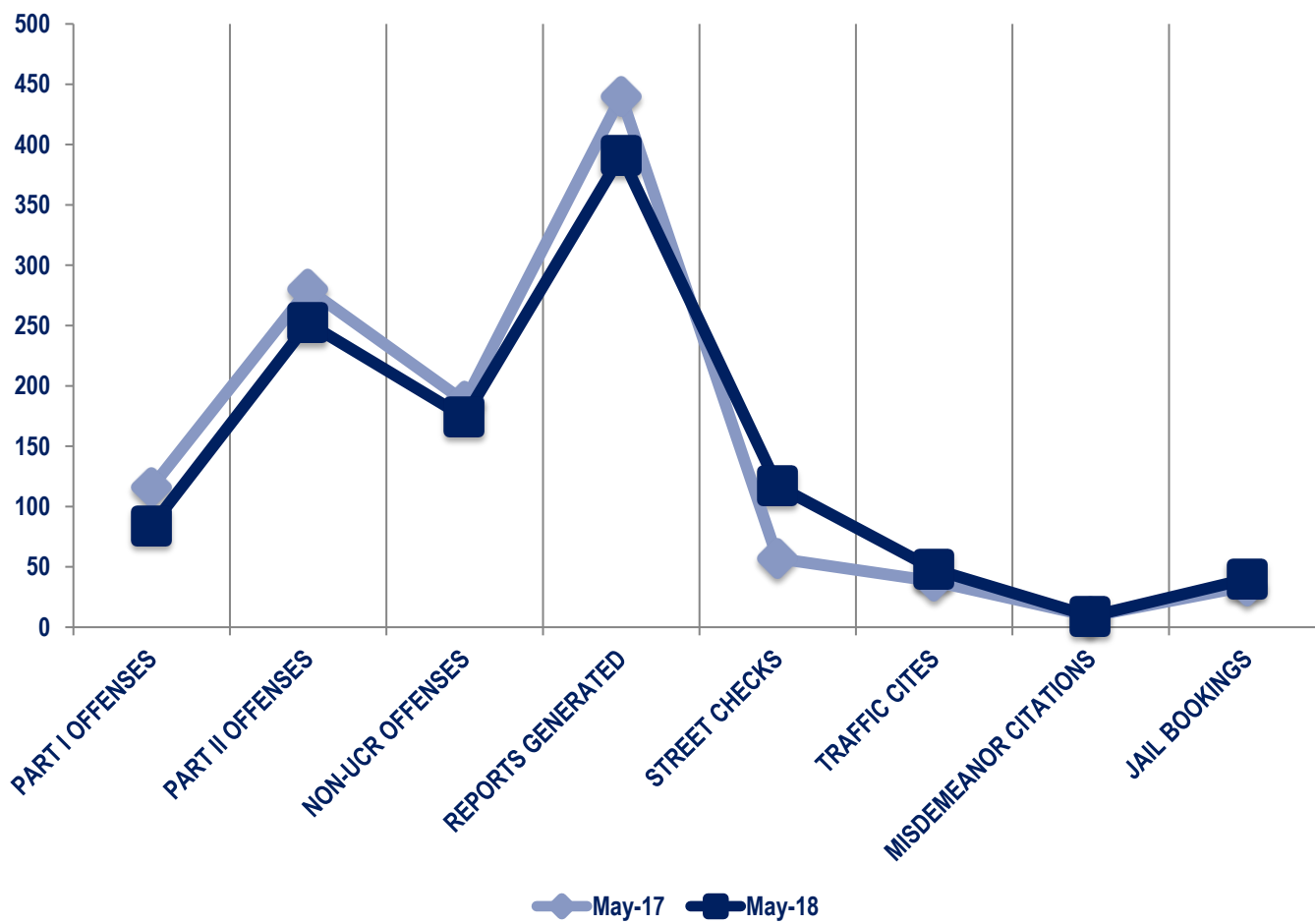


Other Event Totals



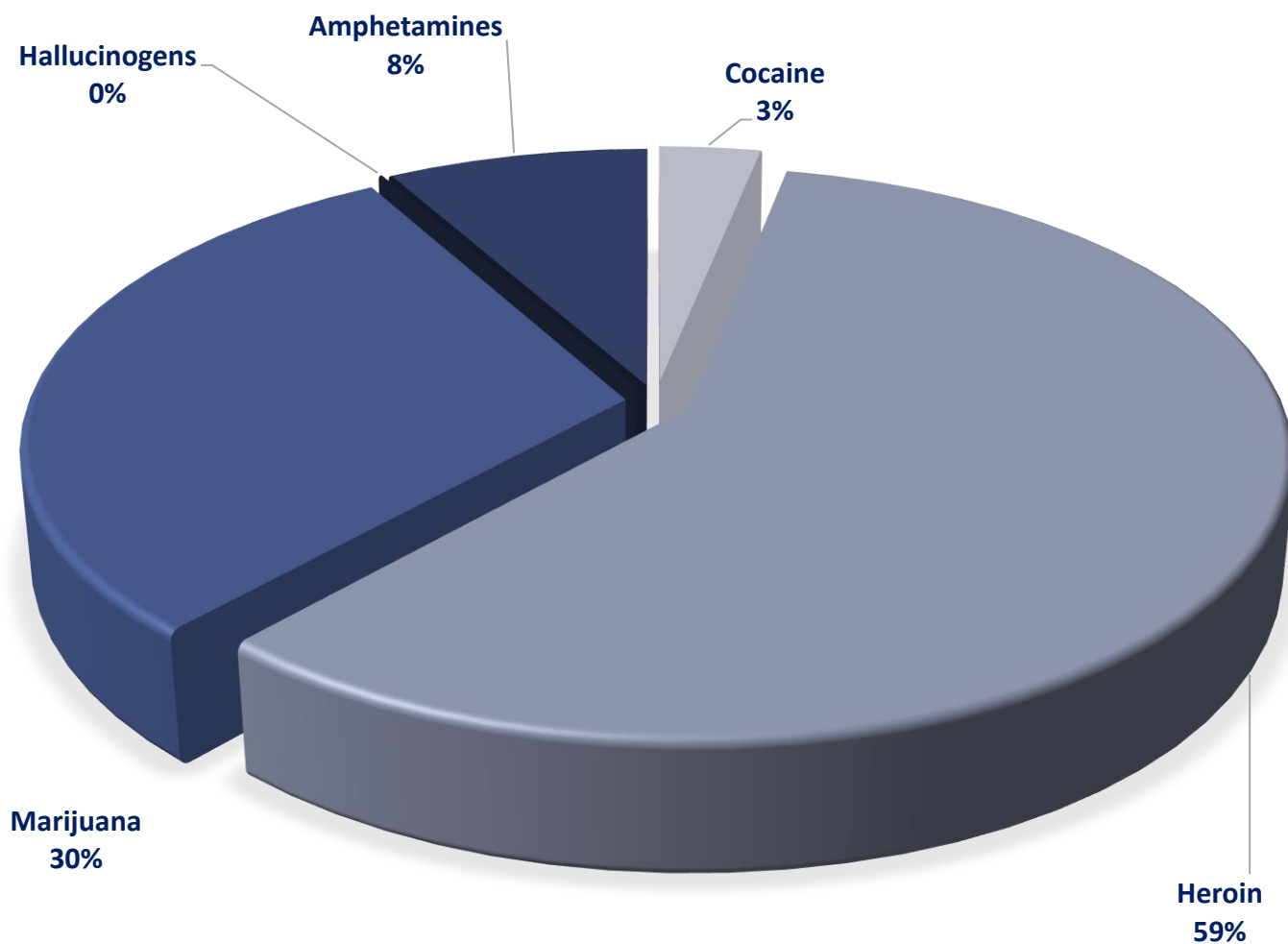
Combined Offense/Event Trends

	MAY 2017	MAY 2018
Part I Offenses	116	84
Part II Offenses	280	252
NonUCR Offenses	187	174
Reports Generated	440	391
Street Checks	57	117
Traffic Citations	38	48
Misdemeanor Citations	9	9
Jail Bookings	34	40

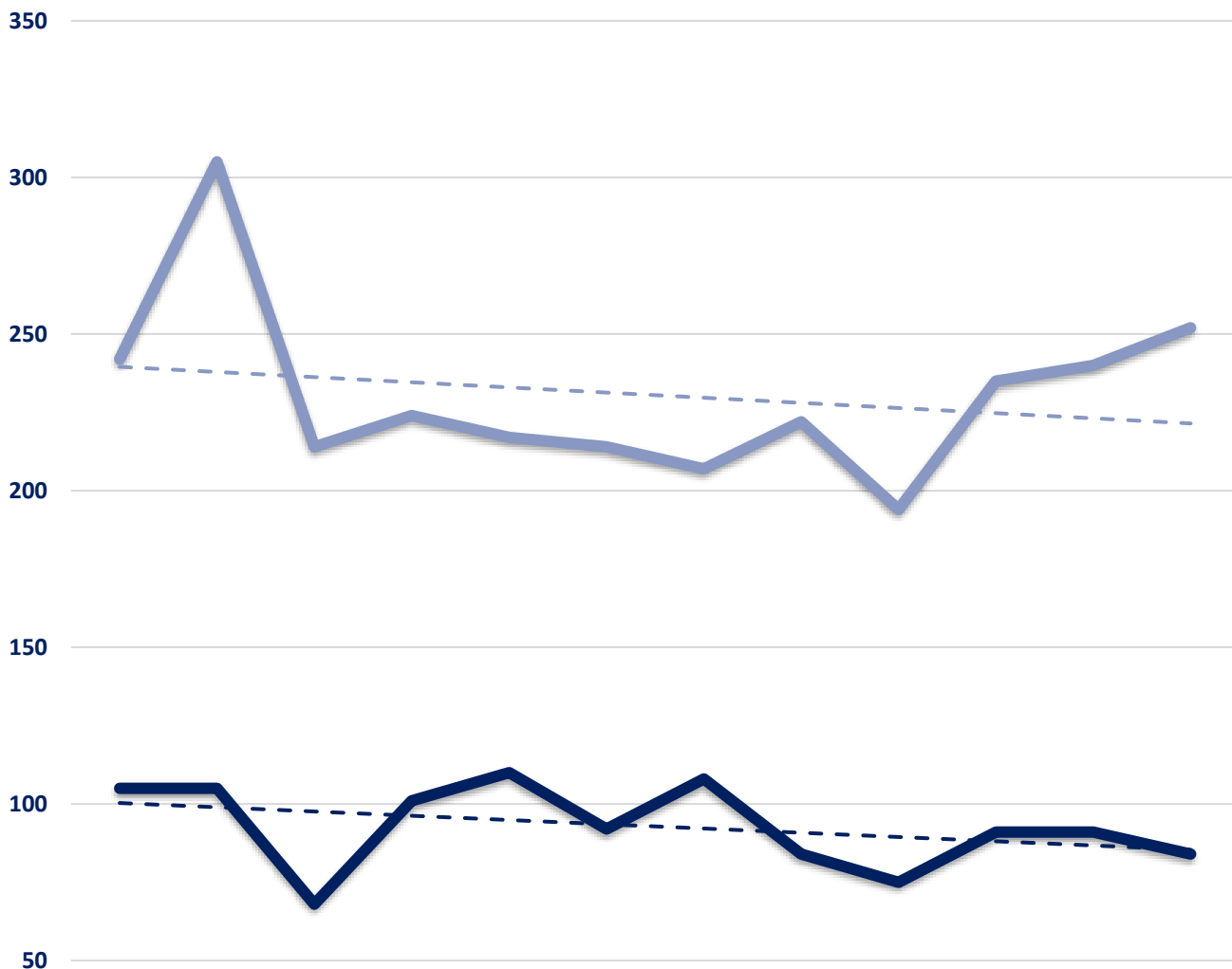


Seized Drugs

TYPE	DOSES	STREET VALUE
Cocaine	51.1	\$ 511.00
Heroin	939.0	\$ 9,390.00
Marijuana	483.4	\$ 2,900.16
Hallucinogens	0.0	\$ -
Amphetamines	131.1	\$ 1,311.00
TOTAL	1604.6	\$ 14,112.16



Part I & II Offenses - One Year



	JUN 2017	JUL 2017	AUG 2017	SEP 2017	OCT 2017	NOV 2017	DEC 2017	JAN 2018	FEB 2018	MAR 2018	APR 2018	MAY 2018
PART I	105	105	68	101	110	92	108	84	75	91	91	84
PART II	242	305	214	224	217	214	207	222	194	235	240	252

— PART I
 — PART II
 - - - Part I Linear Forecast
 - - - Part II Linear Forecast



CITY COUNCIL DISTRICT #1

MONTHLY OFFENSE SUMMARY

JUNE 2018

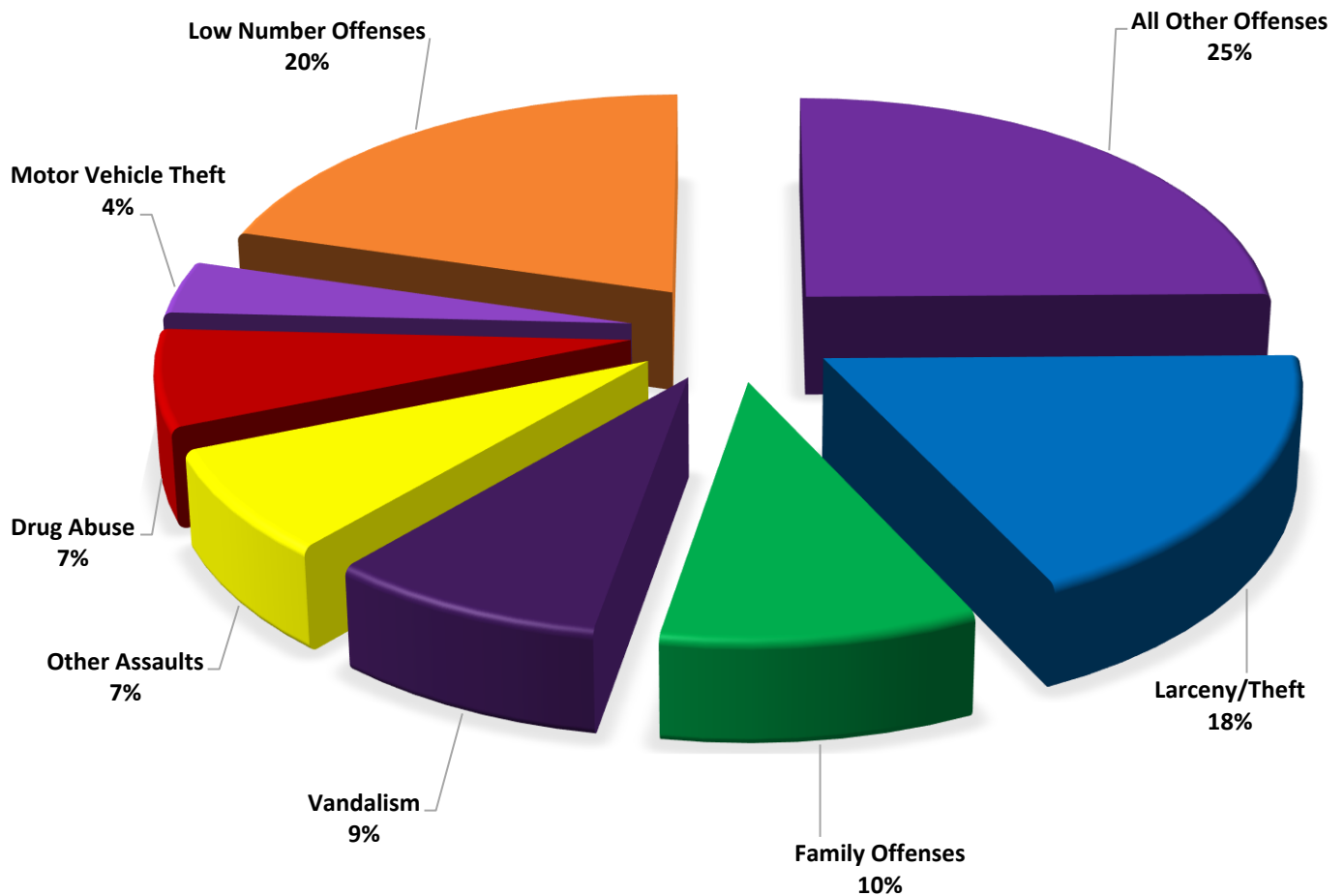
These figures represent preliminary counts of original Police Incident Reports and include all offenses within the above listed City Council District only. Full statistical analysis to determine the confidence level of this data has not been performed. The results contained herein are approximate in relation to the listed area and may not fully coincide with data shown in other areas of SLCPD's Crime Statistics page such as Calls for Service, Crimes Trending, and Crime Reports due to and reflective of departmental procedures that were in place at the time the event occurred and the date this data was compiled. Results displayed are not distinguished as attempted or completed crimes, do not include other calls for police service, and only represent police service where a report was made. Police Incident Reports are classified by primary offense categories as defined by the Uniform Crime Reporting (UCR) system, however for this report all offenses are included, and each incident may have more than one offense listed on it. In cases where there is more than one offense listed, all offenses are counted individually. Although every reasonable verification effort is made, the accuracy of any data is subject to the constraints of the report generation process as well as the manner, format, and point in time of any query.

PART I OFFENSES:	Chosen by the FBI as Part I Offenses because they are serious crimes that occur with regularity in all areas of the country and are likely to be reported to Police.
PART II OFFENSES:	All other crimes other than the eight Part I Offenses. The Uniform Crime Reporting Program gathers only arrest data for Part II Offenses, however, SLCPD results displayed in this document display all Part II Offenses, regardless of the presence of arrest data.
ALL OTHER OFFENSES:	Under the Part II Offense section, 'All Other Offenses' include Peeping Tom, Trespass, Kidnap/Abduction, Pornography, Extortion/Blackmail, Bribery, Warrants, Sexual Offenses, Obstruction, Public Peace, and Hit & Run.
NON-UCR OFFENSES:	Non-UCR Offenses include reports for all other offenses not classified as a Part I or Part II Offense. Results displayed separate some of these offenses such as Ambulance Calls, Deaths, Missing Persons, Suicides, Suspicious Activity, and Traffic Accidents.
ALL OTHER NON-UCR:	Under the Non-UCR category, 'All Other' include the remainder of offenses not classified as Part I or Part II and not separated from the Non-UCR Offenses. These include things such as Loud Parties, Barking Dogs, Mentally Ill Subjects, Citizen Assistance, etc.
LOW NUMBER OFFENSES:	On page two, in the interest of space and allowing for easier viewing, the category titled 'Low Number Offenses' include Part I and Part II Offenses from page one that have totals under the amount of 10.

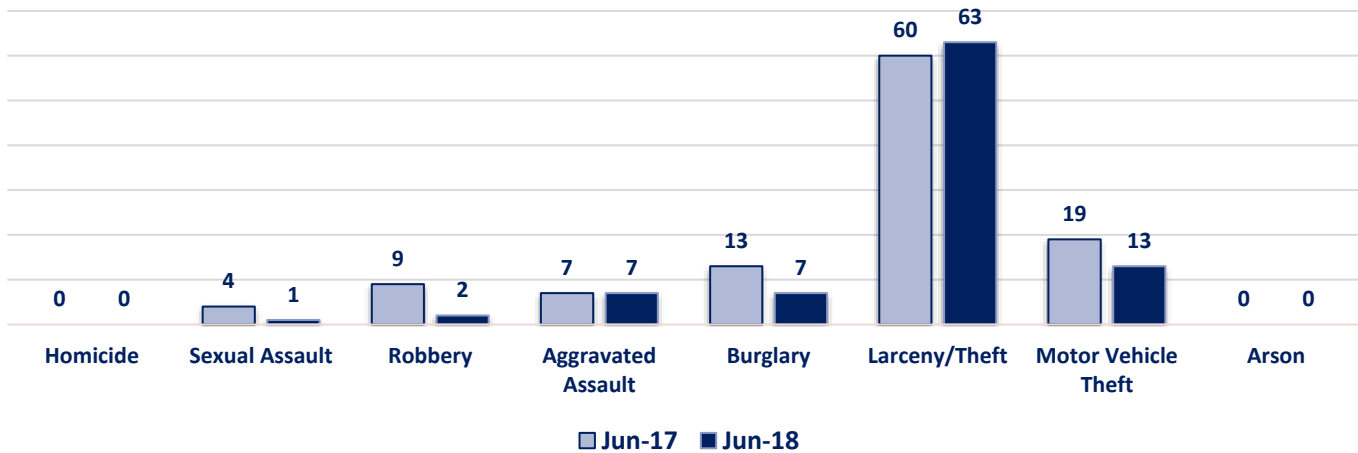
Offenses

PART I OFFENSES	OFFENSE	JUN 17	JUN 18	OFFENSE	JUN 17	JUN 18
	Homicide	0	0	Other Assaults	38	26
	Sexual Assault	4	1	Forgery/Counterfeit	8	3
	Robbery	9	2	Fraud	14	10
	Aggravated Assault	7	7	Embezzlement	0	1
	Burglary	13	7	Stolen Property	2	0
	Larceny/Theft	60	63	Vandalism	24	30
	Motor Vehicle Theft	19	13	Weapons	4	8
	Arson	0	0	Prostitution	2	6
	PART I TOTALS	112	93	Sex Offenses	0	3
NON-UCR OFFENSES	Ambulance Calls	9	14	Drug Abuse	18	24
	Deaths	3	0	Gambling	0	0
	Missing Persons	9	5	Family Offenses	29	34
	Suicides	0	0	DUI	4	3
	Suspicious Activity	12	11	Liquor Laws	2	4
	Traffic Accidents	31	38	Drunkenness	9	9
	All Other	118	126	Disorderly Conduct	5	0
	NON-UCR TOTALS	182	194	All Other Offenses	78	86
	PART I OFFENSES	112	93	Curfew/Loitering	0	0
	PART II OFFENSES	246	254	Runaway	9	7
TOTALS	NON-UCR OFFENSES	182	194	PART II TOTALS	246	254
	TOTAL	540	541			

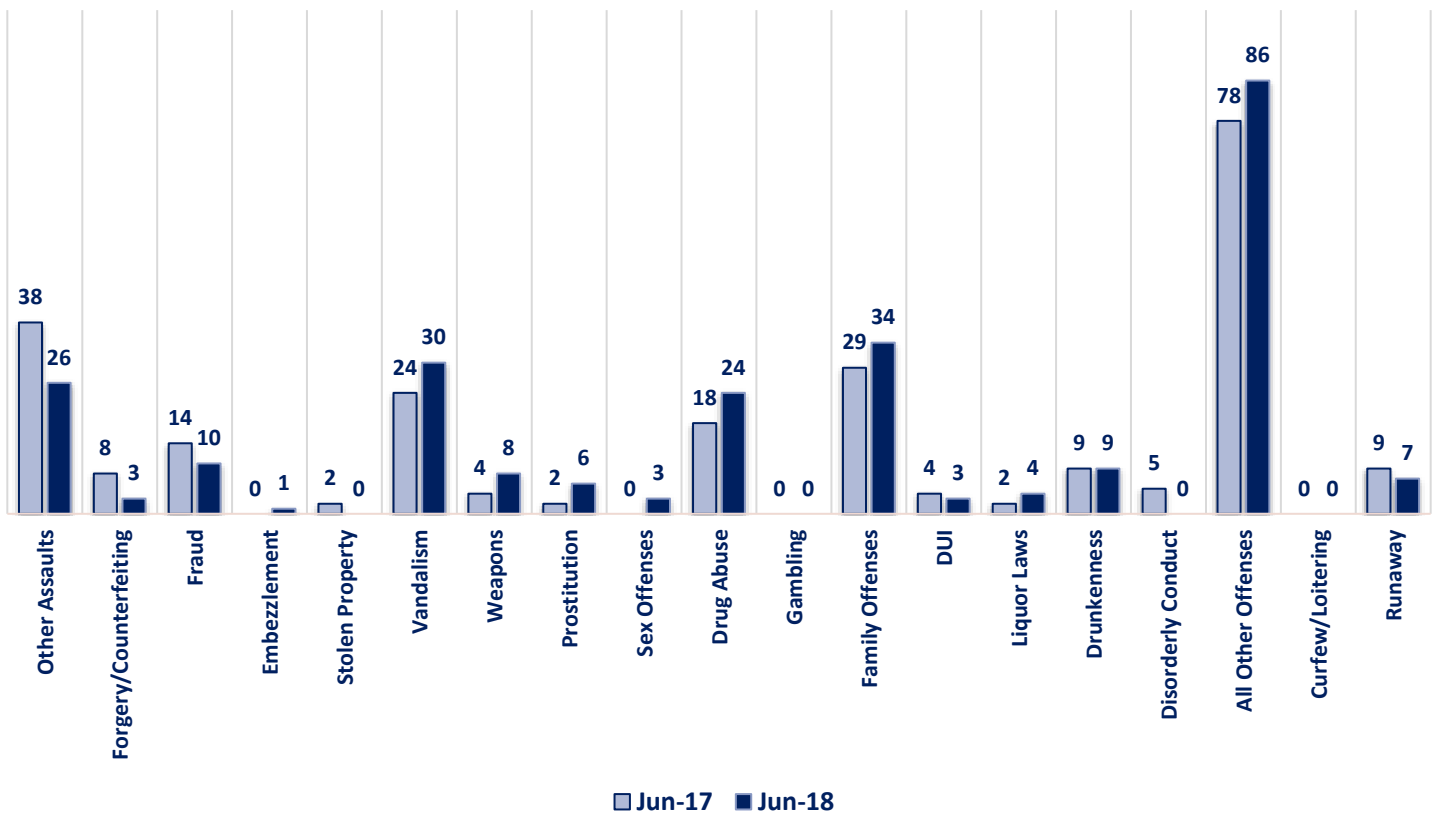
JUNE 2018 - PART I & II OFFENSE PERCENTAGES



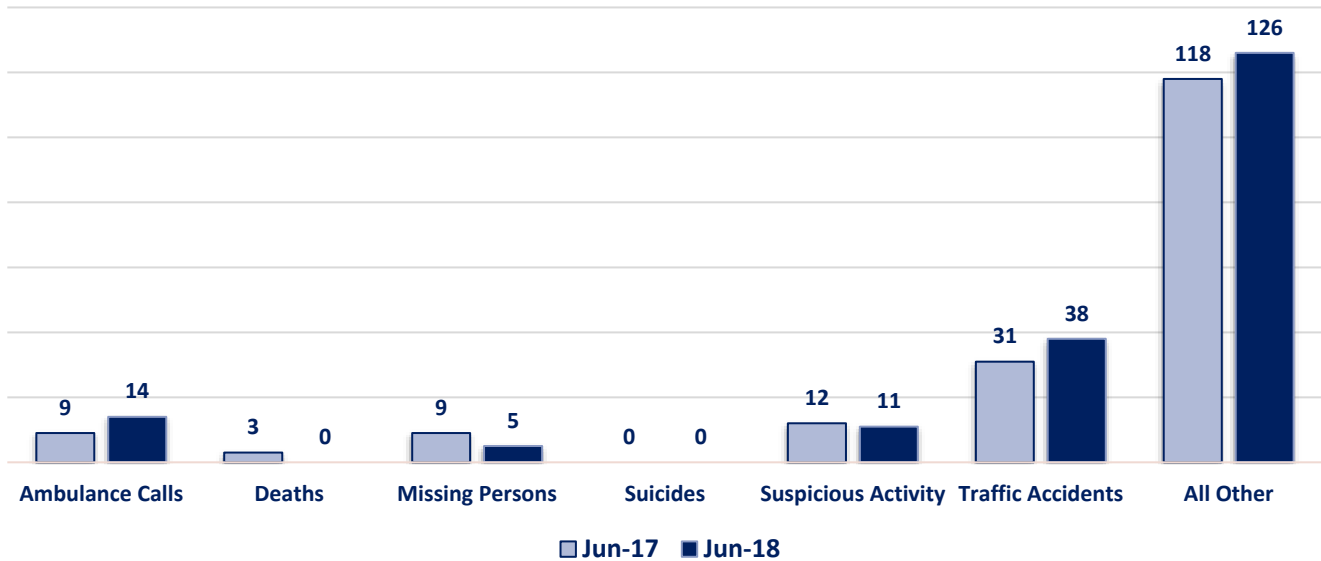
Part I Offenses



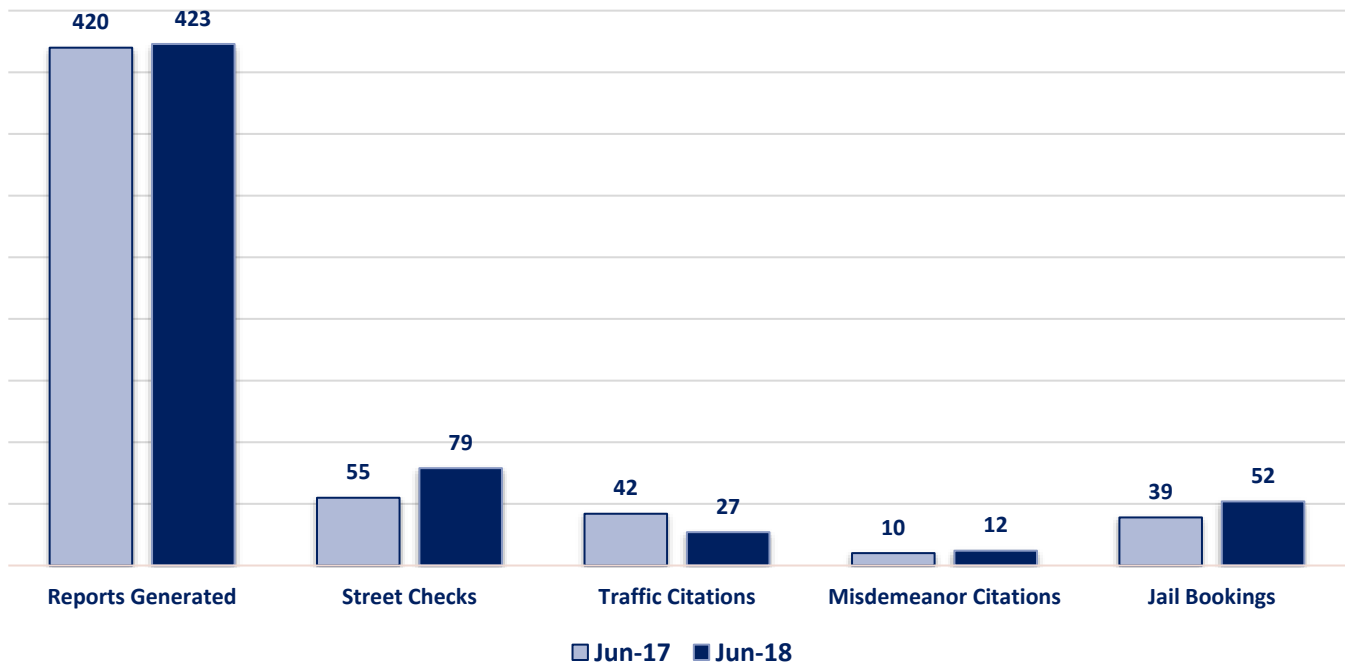
Part II Offenses



Non-UCR Offenses

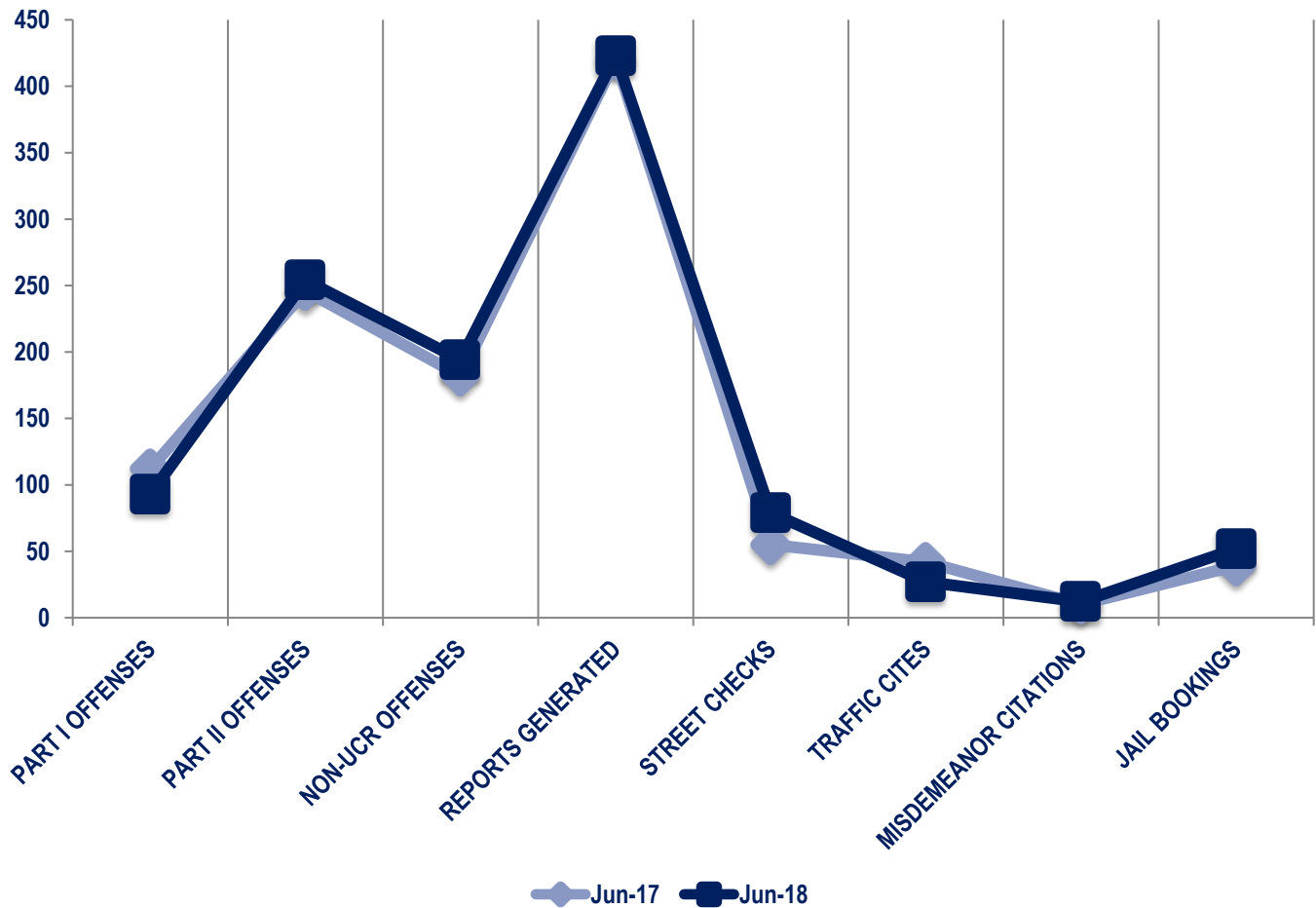


Other Event Totals



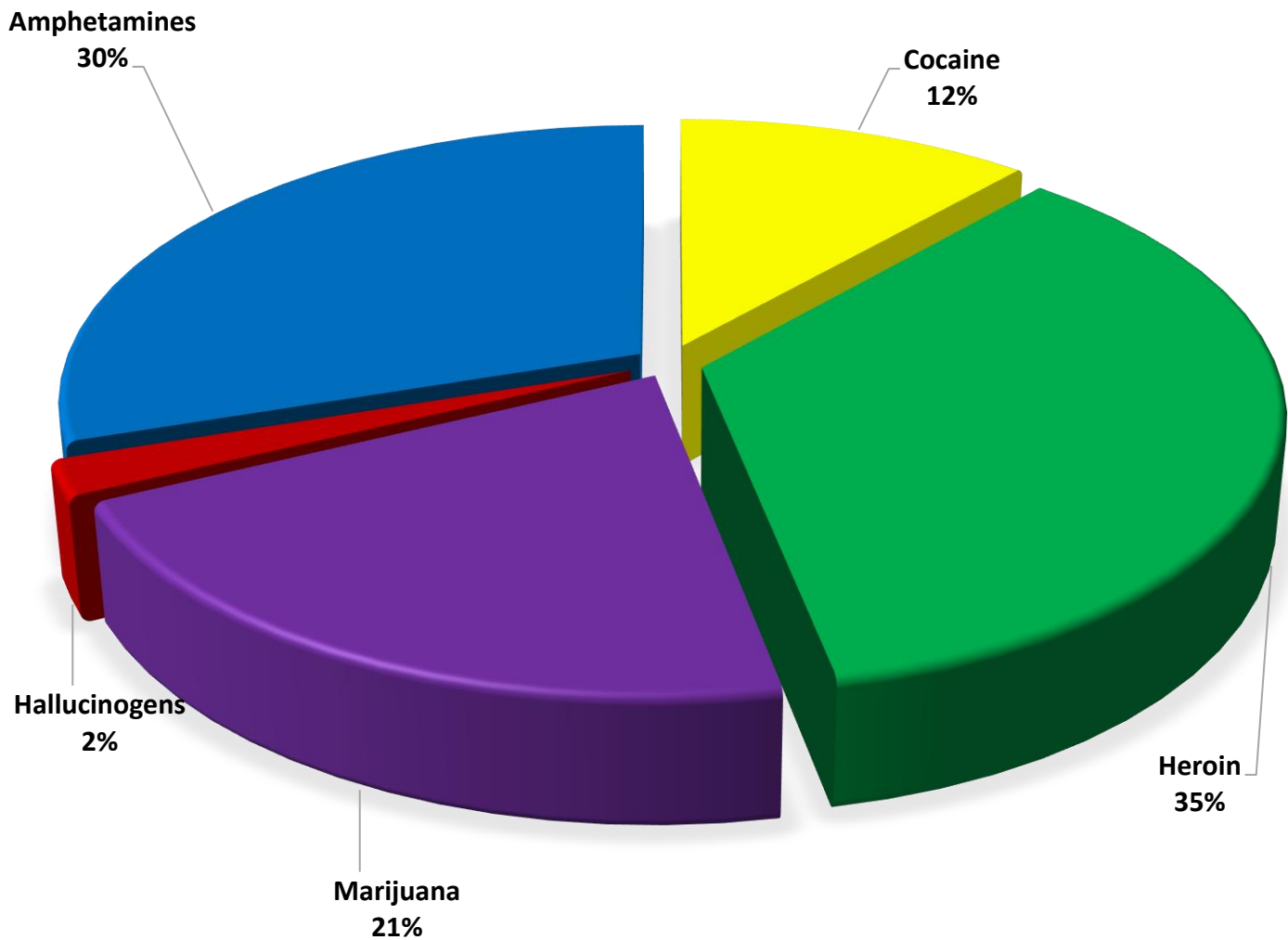
Combined Offense/Event Trends

	JUN 2017	JUN 2018
Part I Offenses	112	93
Part II Offenses	246	254
NonUCR Offenses	182	194
Reports Generated	420	423
Street Checks	55	79
Traffic Citations	42	27
Misdemeanor Citations	10	12
Jail Bookings	39	52

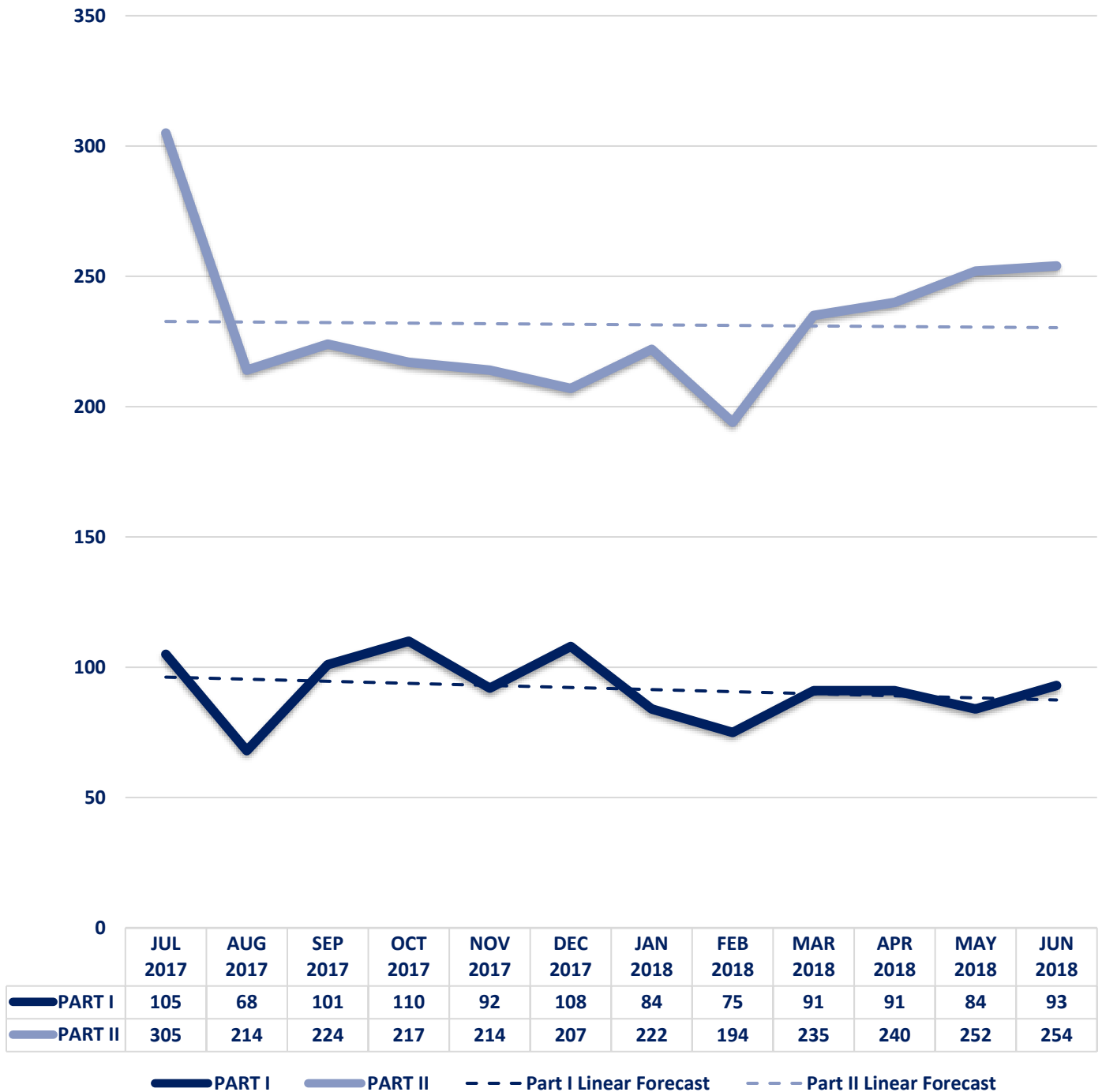


Seized Drugs

TYPE	DOSES	STREET VALUE
Cocaine	41.0	\$ 410.00
Heroin	126.0	\$ 1,260.00
Marijuana	74.3	\$ 445.51
Hallucinogens	7.4	\$ 14.82
Amphetamines	107.1	\$ 1,071.00
TOTAL	355.8	\$ 3,201.33



Part I & II Offenses - One Year





CITY COUNCIL DISTRICT #1

MONTHLY OFFENSE SUMMARY

JULY 2018

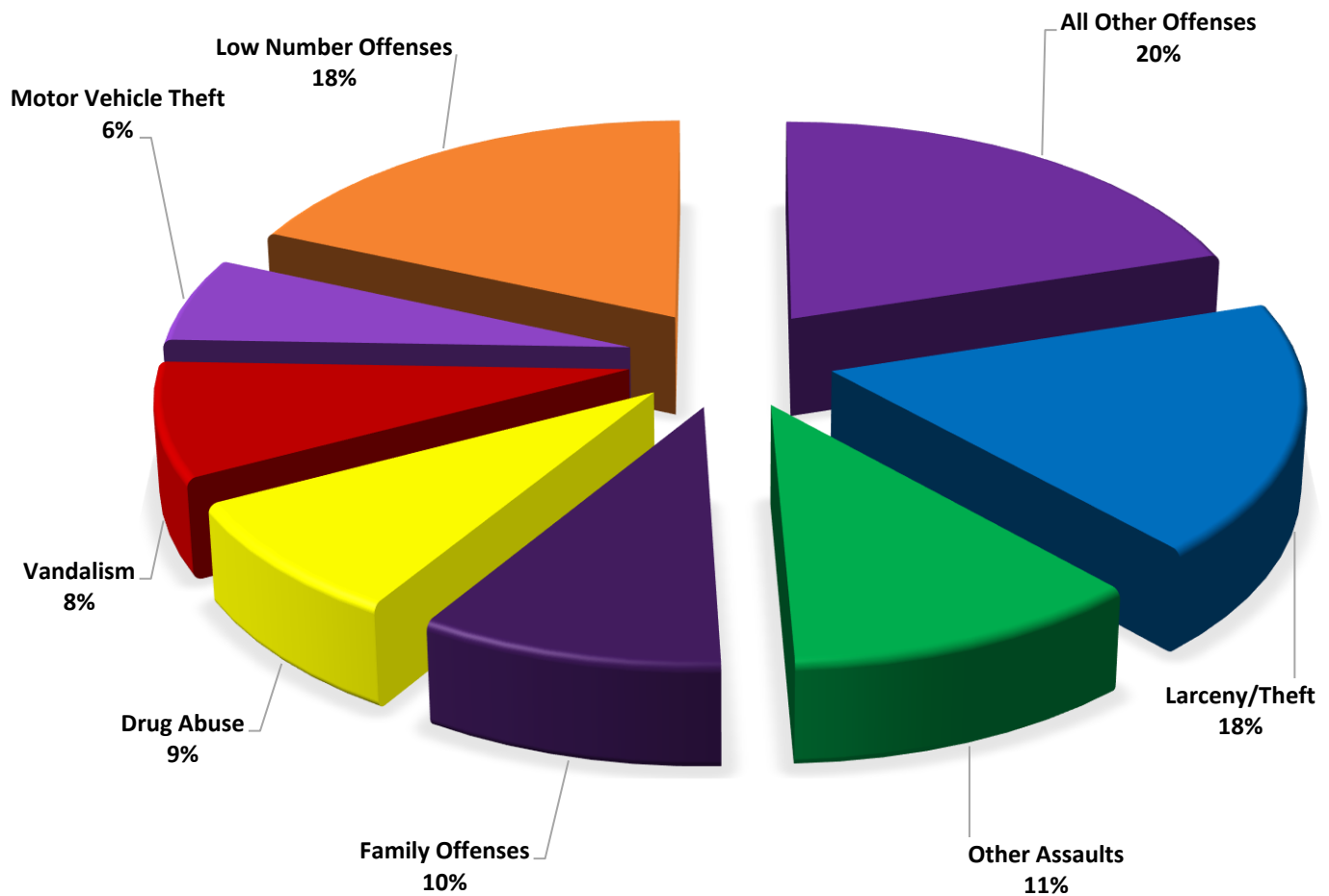
These figures represent preliminary counts of original Police Incident Reports and include all offenses within the above listed City Council District only. Full statistical analysis to determine the confidence level of this data has not been performed. The results contained herein are approximate in relation to the listed area and may not fully coincide with data shown in other areas of SLCPD's Crime Statistics page such as Calls for Service, Crimes Trending, and Crime Reports due to and reflective of departmental procedures that were in place at the time the event occurred and the date this data was compiled. Results displayed are not distinguished as attempted or completed crimes, do not include other calls for police service, and only represent police service where a report was made. Police Incident Reports are classified by primary offense categories as defined by the Uniform Crime Reporting (UCR) system, however for this report all offenses are included, and each incident may have more than one offense listed on it. In cases where there is more than one offense listed, all offenses are counted individually. Although every reasonable verification effort is made, the accuracy of any data is subject to the constraints of the report generation process as well as the manner, format, and point in time of any query.

PART I OFFENSES:	Chosen by the FBI as Part I Offenses because they are serious crimes that occur with regularity in all areas of the country and are likely to be reported to Police.
PART II OFFENSES:	All other crimes other than the eight Part I Offenses. The Uniform Crime Reporting Program gathers only arrest data for Part II Offenses, however, SLCPD results displayed in this document display all Part II Offenses, regardless of the presence of arrest data.
ALL OTHER OFFENSES:	Under the Part II Offense section, 'All Other Offenses' include Peeping Tom, Trespass, Kidnap/Abduction, Pornography, Extortion/Blackmail, Bribery, Warrants, Sexual Offenses, Obstruction, Public Peace, and Hit & Run.
NON-UCR OFFENSES:	Non-UCR Offenses include reports for all other offenses not classified as a Part I or Part II Offense. Results displayed separate some of these offenses such as Ambulance Calls, Deaths, Missing Persons, Suicides, Suspicious Activity, and Traffic Accidents.
ALL OTHER NON-UCR:	Under the Non-UCR category, 'All Other' include the remainder of offenses not classified as Part I or Part II and not separated from the Non-UCR Offenses. These include things such as Loud Parties, Barking Dogs, Mentally Ill Subjects, Citizen Assistance, etc.
LOW NUMBER OFFENSES:	On page two, in the interest of space and allowing for easier viewing, the category titled 'Low Number Offenses' include Part I and Part II Offenses from page one that have totals under the amount of 20.

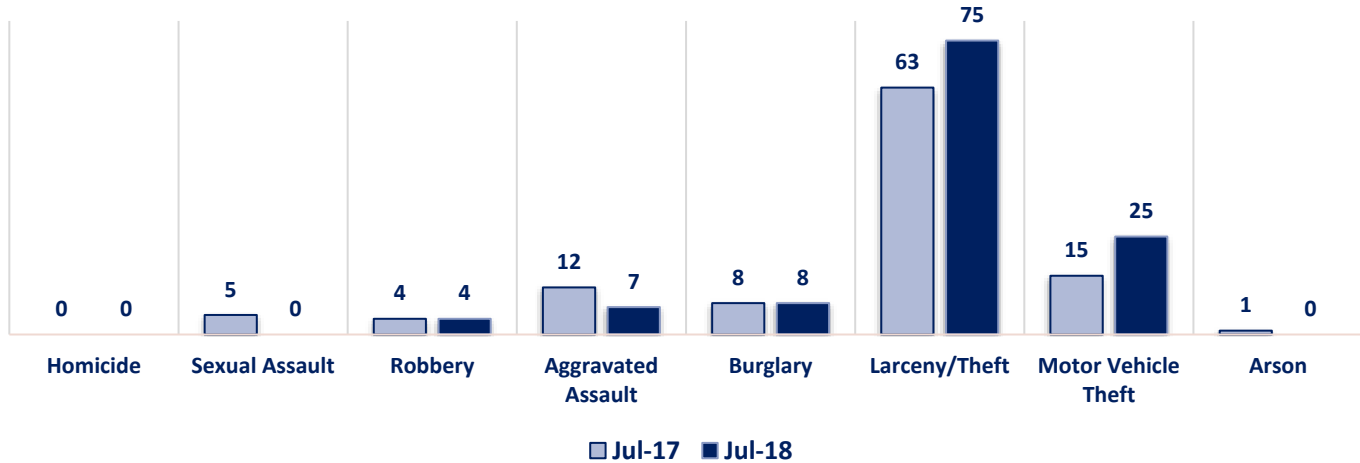
Offenses

PART I OFFENSES	OFFENSE	JUL 17	JUL 18	OFFENSE	JUL 17	JUL 18
	Homicide	0	0	Other Assaults	43	46
	Sexual Assault	5	0	Forgery/Counterfeit	8	6
	Robbery	4	4	Fraud	24	19
	Aggravated Assault	12	7	Embezzlement	0	0
	Burglary	8	8	Stolen Property	3	2
	Larceny/Theft	63	75	Vandalism	28	34
	Motor Vehicle Theft	15	25	Weapons	5	0
	Arson	1	0	Prostitution	2	3
	PART I TOTALS	108	119	Sex Offenses	3	2
NON-UCR OFFENSES	Ambulance Calls	12	9	Drug Abuse	40	35
	Deaths	5	4	Gambling	0	0
	Missing Persons	3	9	Family Offenses	36	39
	Suicides	0	0	DUI	2	7
	Suspicious Activity	10	17	Liquor Laws	0	0
	Traffic Accidents	28	33	Drunkenness	12	8
	All Other	137	129	Disorderly Conduct	5	4
	NON-UCR TOTALS	195	201	All Other Offenses	93	83
	PART I OFFENSES	108	119	Curfew/Loitering	0	0
	PART II OFFENSES	311	294	Runaway	7	6
TOTALS	NON-UCR OFFENSES	195	201	PART II TOTALS	311	294
	TOTAL	614	614			

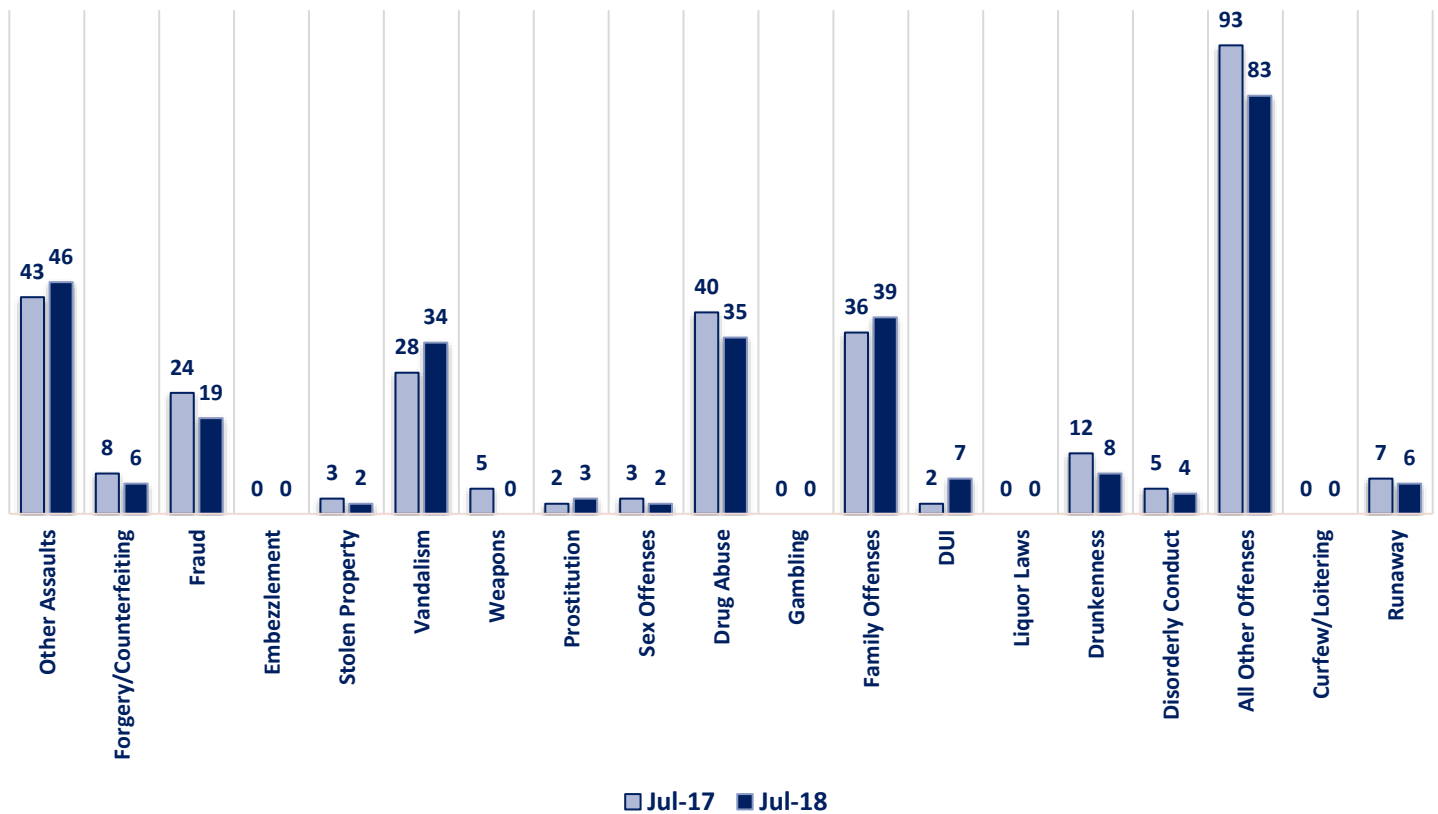
JULY 2018 - PART I & II OFFENSE PERCENTAGES



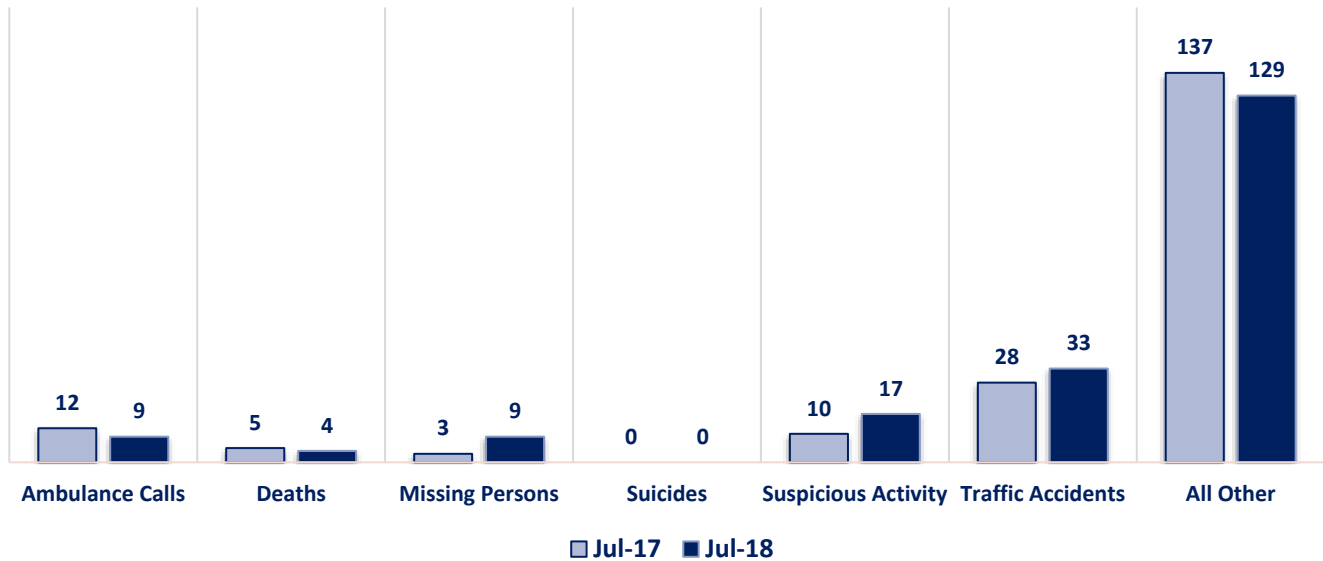
Part I Offenses



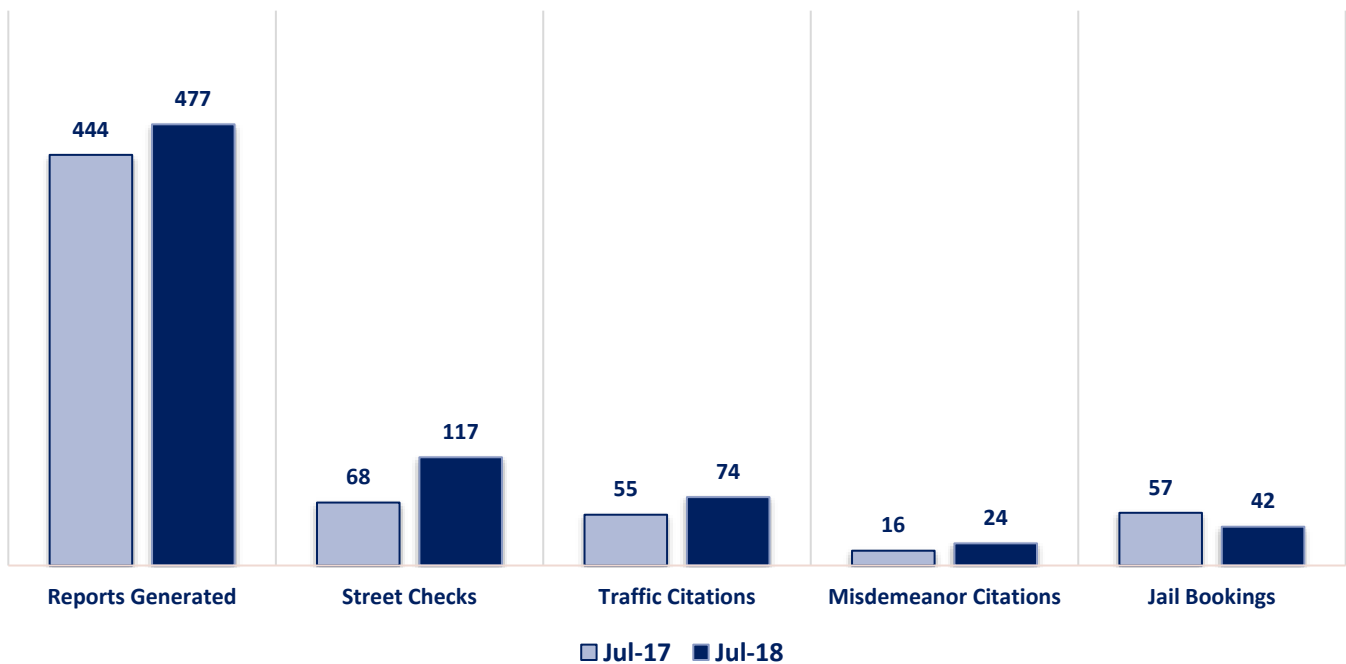
Part II Offenses



Non-UCR Offenses

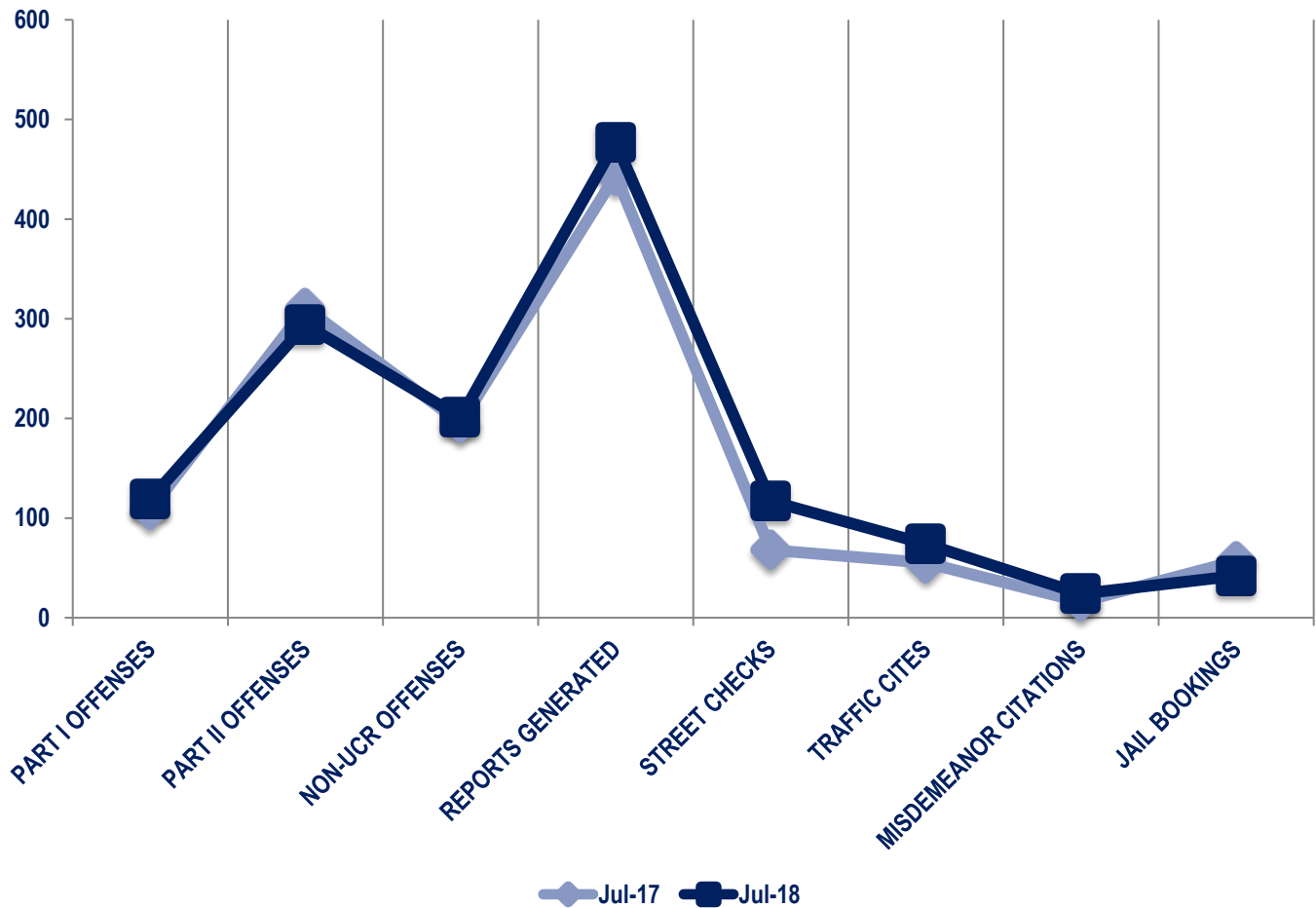


Other Event Totals



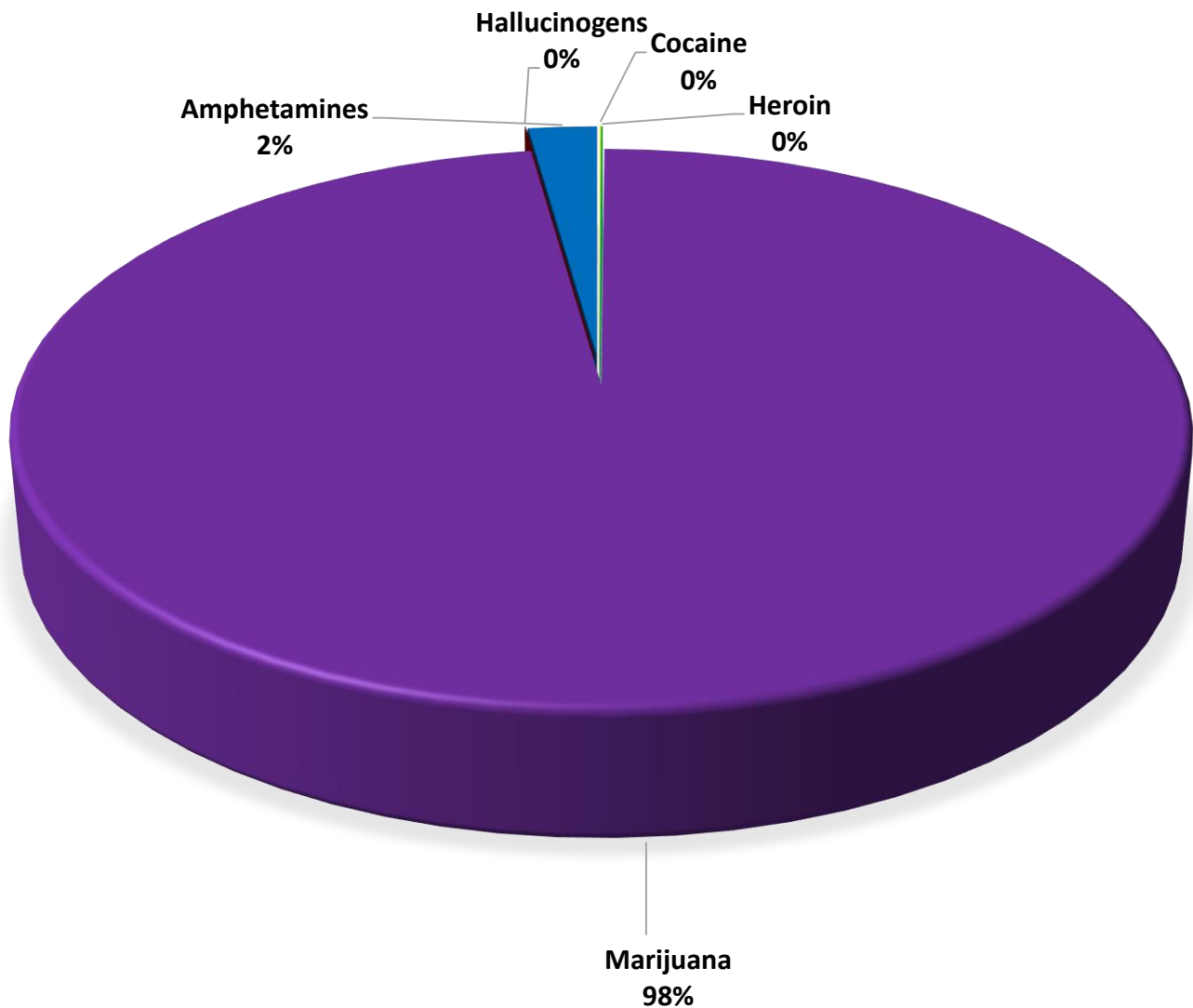
Combined Offense/Event Trends

	JUL 2017	JUL 2018
Part I Offenses	108	119
Part II Offenses	311	294
NonUCR Offenses	195	201
Reports Generated	444	477
Street Checks	68	117
Traffic Citations	55	74
Misdemeanor Citations	16	24
Jail Bookings	57	42

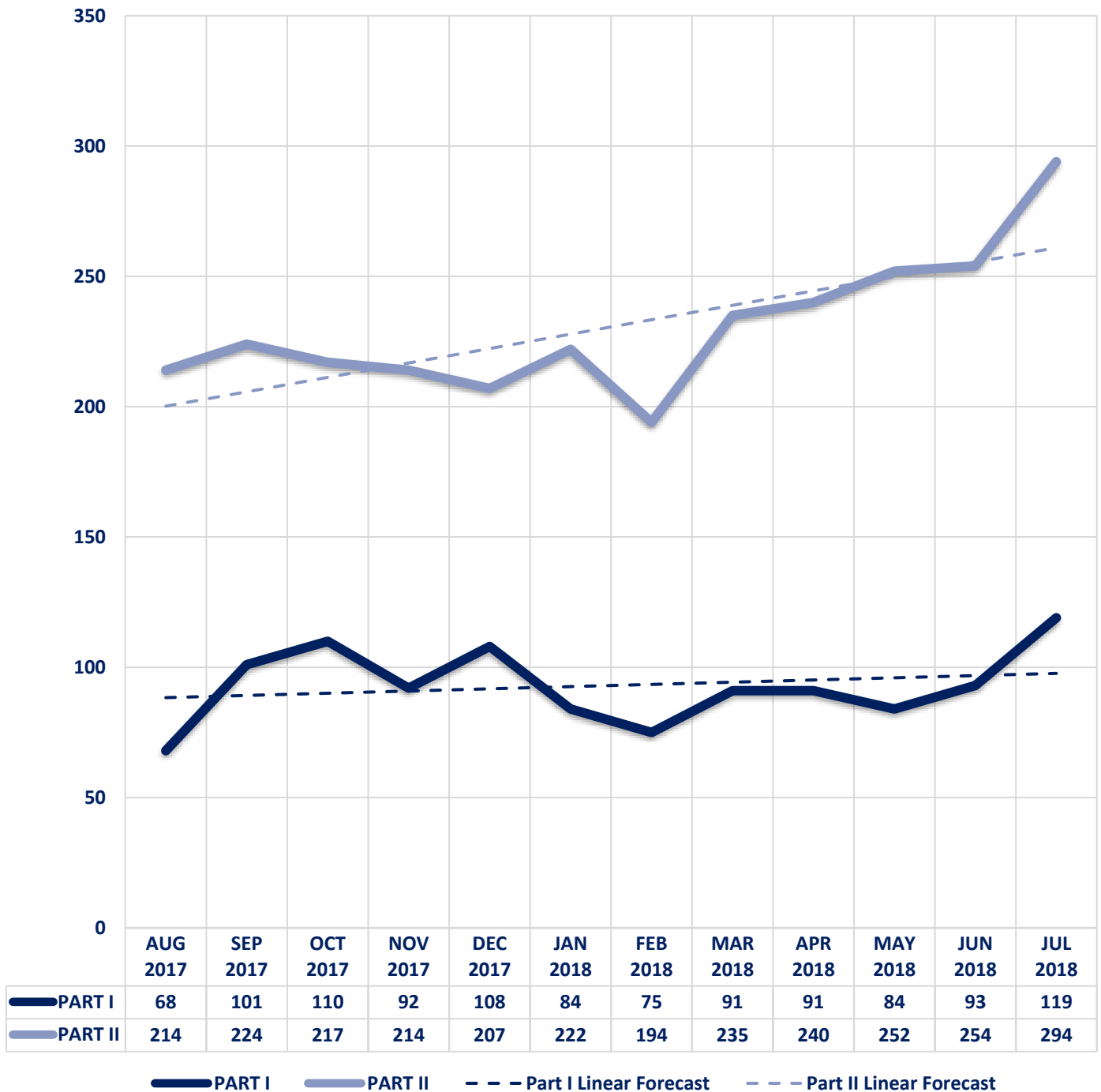


Seized Drugs

TYPE	DOSES	STREET VALUE
Cocaine	22.0	\$ 220.00
Heroin	25.0	\$ 250.00
Marijuana	41237.4	\$ 247,424.55
Hallucinogens	0.0	\$ -
Amphetamines	936.1	\$ 9,361.00
TOTAL	42220.5	\$ 257,255.55



Part I & II Offenses - One Year





CITY COUNCIL DISTRICT #1

MONTHLY OFFENSE SUMMARY

AUGUST 2018

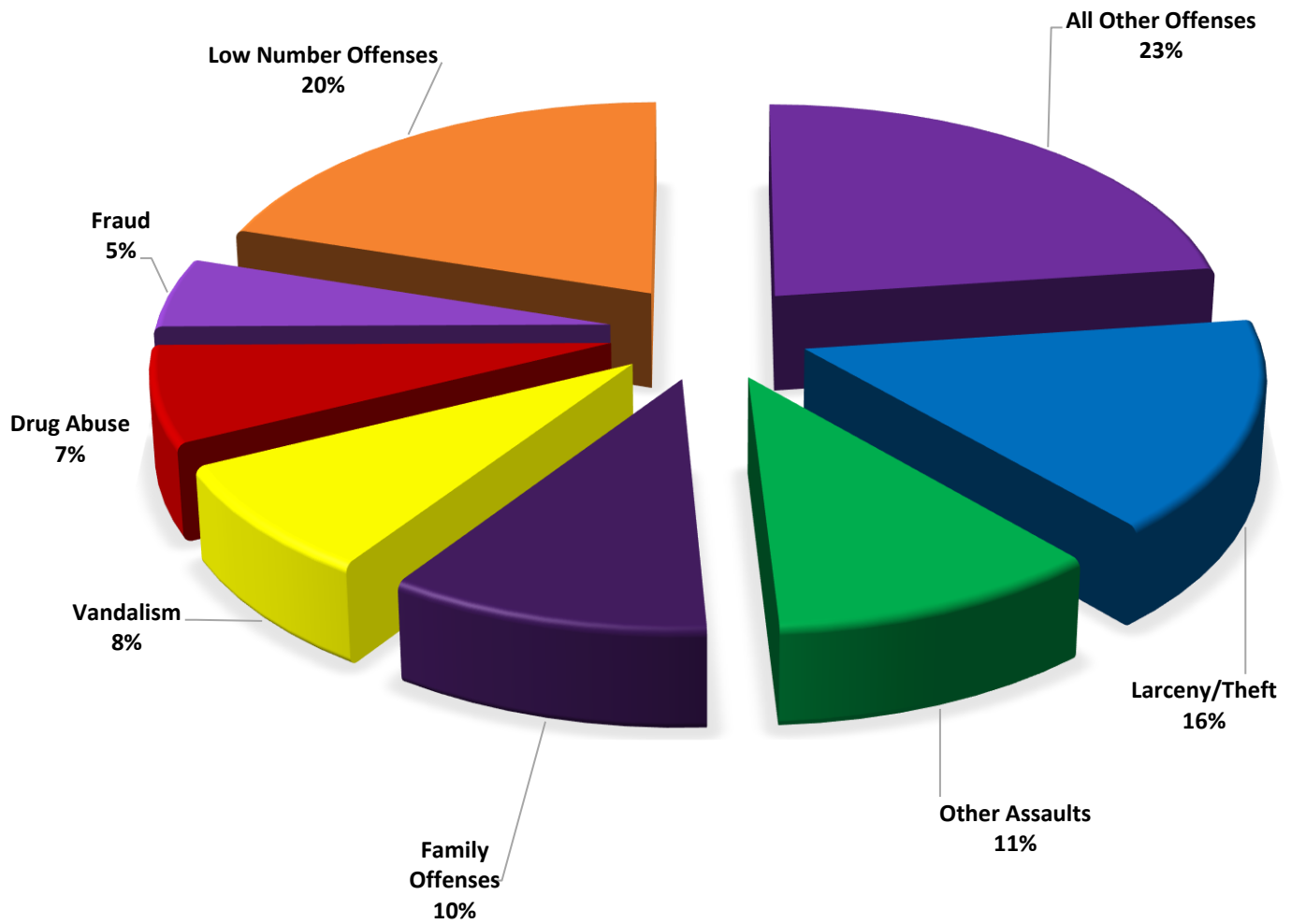
These figures represent preliminary counts of original Police Incident Reports and include all offenses within the above listed City Council District only. Full statistical analysis to determine the confidence level of this data has not been performed. The results contained herein are approximate in relation to the listed area and may not fully coincide with data shown in other areas of SLCPD's Crime Statistics page such as Calls for Service, Crimes Trending, and Crime Reports due to and reflective of departmental procedures that were in place at the time the event occurred and the date this data was compiled. Results displayed are not distinguished as attempted or completed crimes, do not include other calls for police service, and only represent police service where a report was made. Police Incident Reports are classified by primary offense categories as defined by the Uniform Crime Reporting (UCR) system, however for this report all offenses are included, and each incident may have more than one offense listed on it. In cases where there is more than one offense listed, all offenses are counted individually. Although every reasonable verification effort is made, the accuracy of any data is subject to the constraints of the report generation process as well as the manner, format, and point in time of any query.

PART I OFFENSES:	Chosen by the FBI as Part I Offenses because they are serious crimes that occur with regularity in all areas of the country and are likely to be reported to Police.
PART II OFFENSES:	All other crimes other than the eight Part I Offenses. The Uniform Crime Reporting Program gathers only arrest data for Part II Offenses, however, SLCPD results displayed in this document display all Part II Offenses, regardless of the presence of arrest data.
ALL OTHER OFFENSES:	Under the Part II Offense section, 'All Other Offenses' include Peeping Tom, Trespass, Kidnap/Abduction, Pornography, Extortion/Blackmail, Bribery, Warrants, Sexual Offenses, Obstruction, Public Peace, and Hit & Run.
NON-UCR OFFENSES:	Non-UCR Offenses include reports for all other offenses not classified as a Part I or Part II Offense. Results displayed separate some of these offenses such as Ambulance Calls, Deaths, Missing Persons, Suicides, Suspicious Activity, and Traffic Accidents.
ALL OTHER NON-UCR:	Under the Non-UCR category, 'All Other' include the remainder of offenses not classified as Part I or Part II and not separated from the Non-UCR Offenses. These include things such as Loud Parties, Barking Dogs, Mentally Ill Subjects, Citizen Assistance, etc.
LOW NUMBER OFFENSES:	On page two, in the interest of space and allowing for easier viewing, the category titled 'Low Number Offenses' include Part I and Part II Offenses from page one that have totals under the amount of 15.

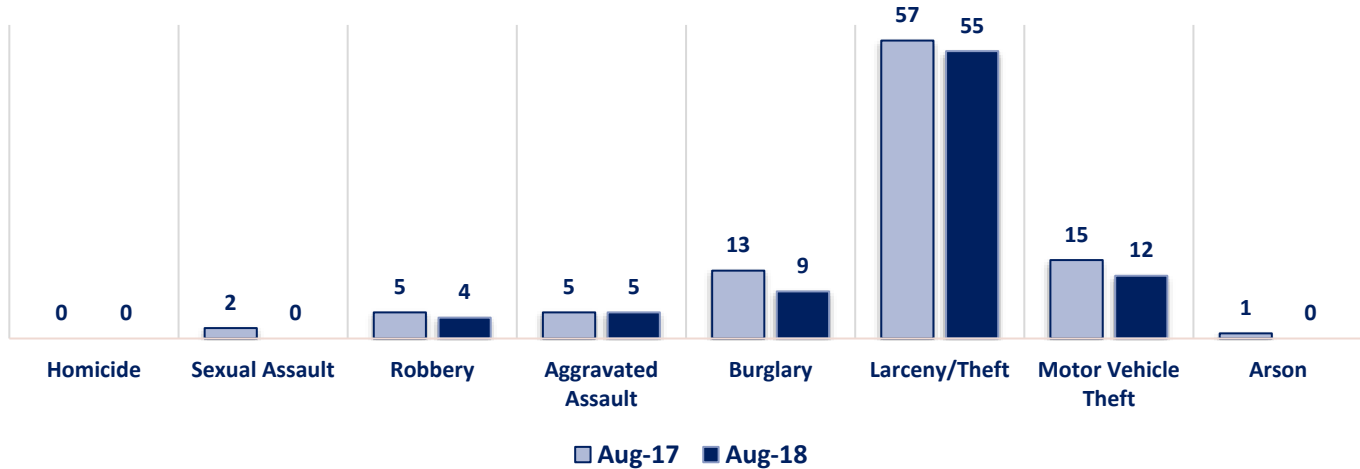
Offenses

PART I OFFENSES	OFFENSE	AUG 17	AUG 18	OFFENSE	AUG 17	AUG 18	PART II OFFENSES
	Homicide	0	0	Other Assaults	45	37	
	Sexual Assault	2	0	Forgery/Counterfeit	3	3	
	Robbery	5	4	Fraud	18	18	
	Aggravated Assault	5	5	Embezzlement	0	0	
	Burglary	13	9	Stolen Property	2	1	
	Larceny/Theft	57	55	Vandalism	30	29	
	Motor Vehicle Theft	15	12	Weapons	0	3	
	Arson	1	0	Prostitution	2	8	
NON-UCR OFFENSES	PART I TOTALS	98	85	Sex Offenses	2	3	
	Ambulance Calls	6	8	Drug Abuse	28	25	
	Deaths	3	2	Gambling	0	0	
	Missing Persons	7	4	Family Offenses	36	36	
	Suicides	0	0	DUI	2	6	
	Suspicious Activity	7	16	Liquor Laws	0	1	
	Traffic Accidents	29	37	Drunkenness	5	4	
	All Other	103	105	Disorderly Conduct	4	4	
	NON-UCR TOTALS	155	172	All Other Offenses	101	80	
TOTALS	PART I OFFENSES	98	85	Curfew/Loitering	0	0	
	PART II OFFENSES	287	265	Runaway	9	7	
	NON-UCR OFFENSES	155	172	PART II TOTALS	287	265	
	TOTAL	540	522				

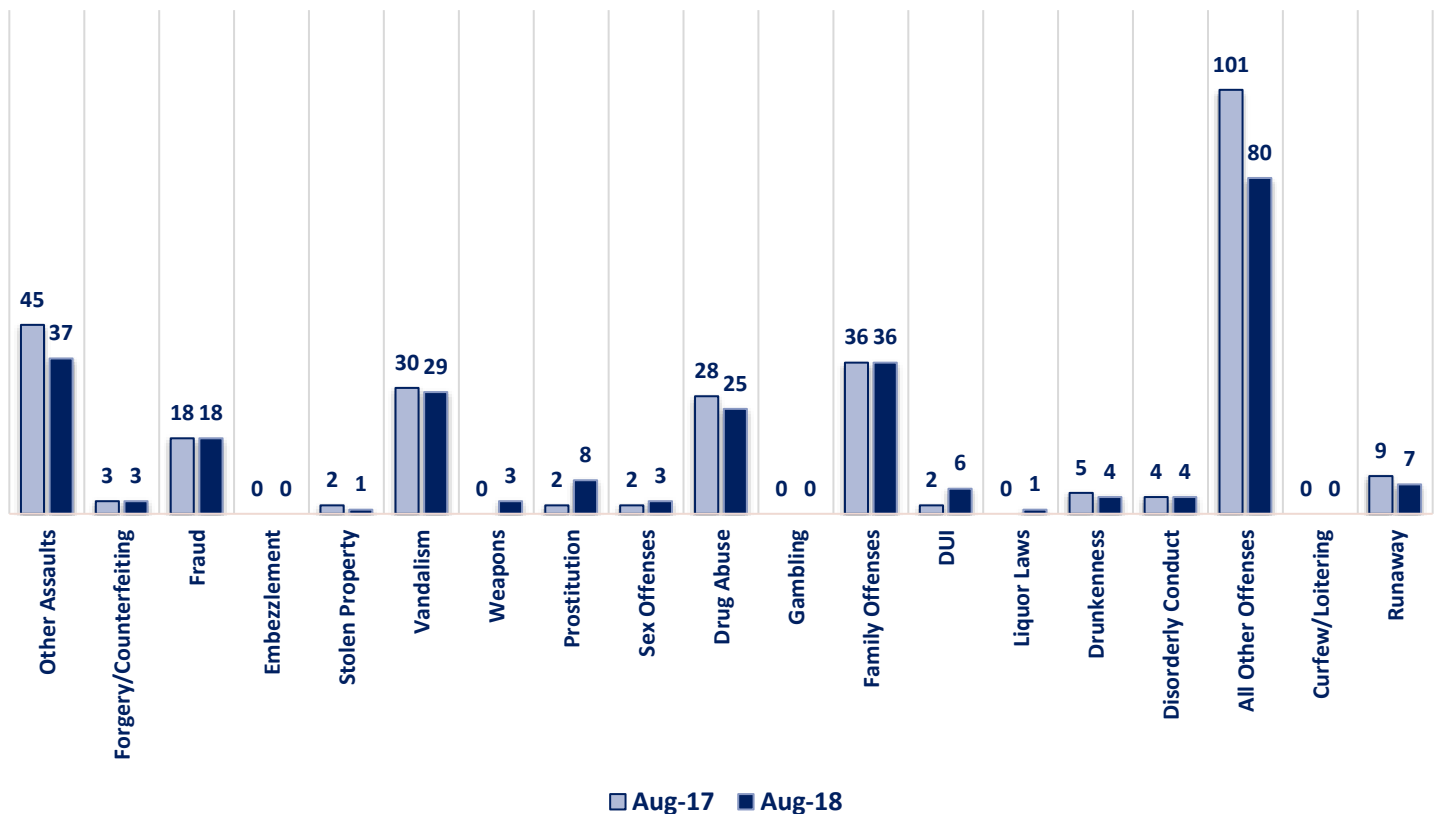
AUGUST 2018 - PART I & II OFFENSE PERCENTAGES



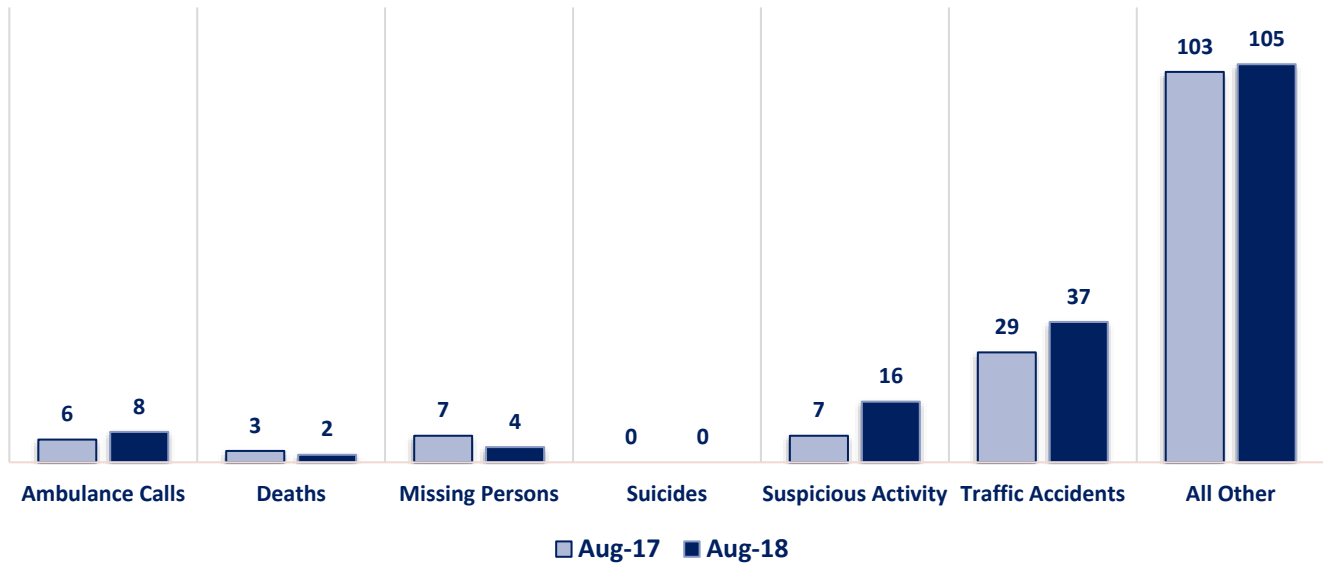
Part I Offenses



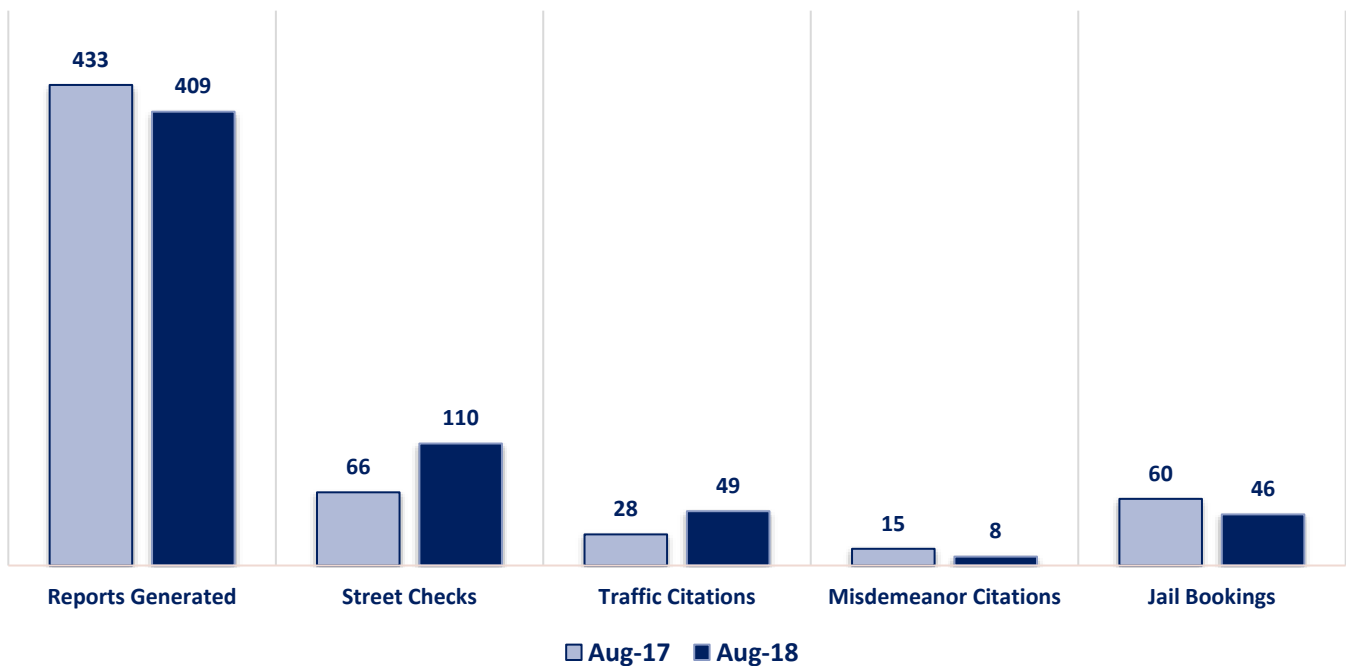
Part II Offenses



Non-UCR Offenses

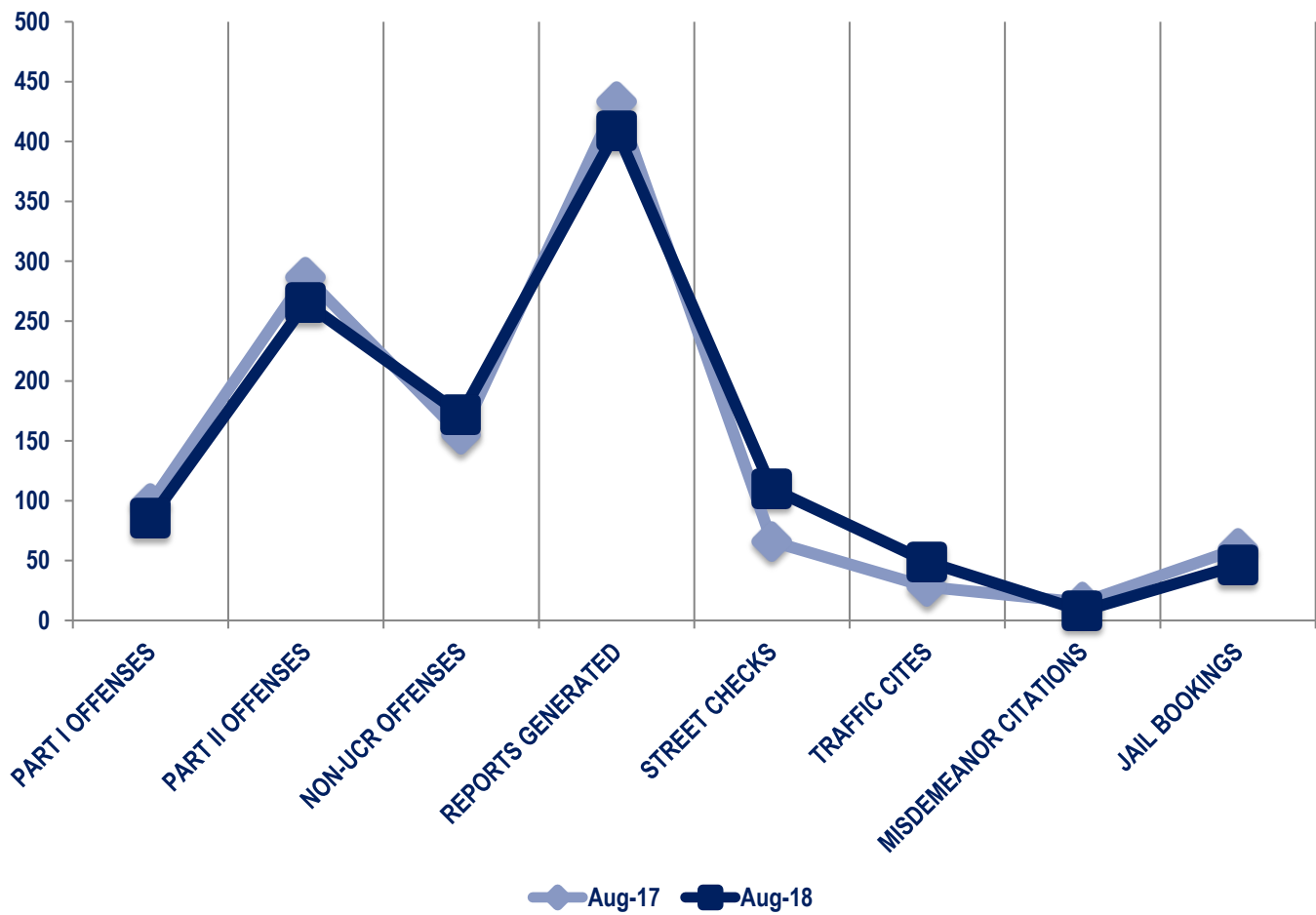


Other Event Totals



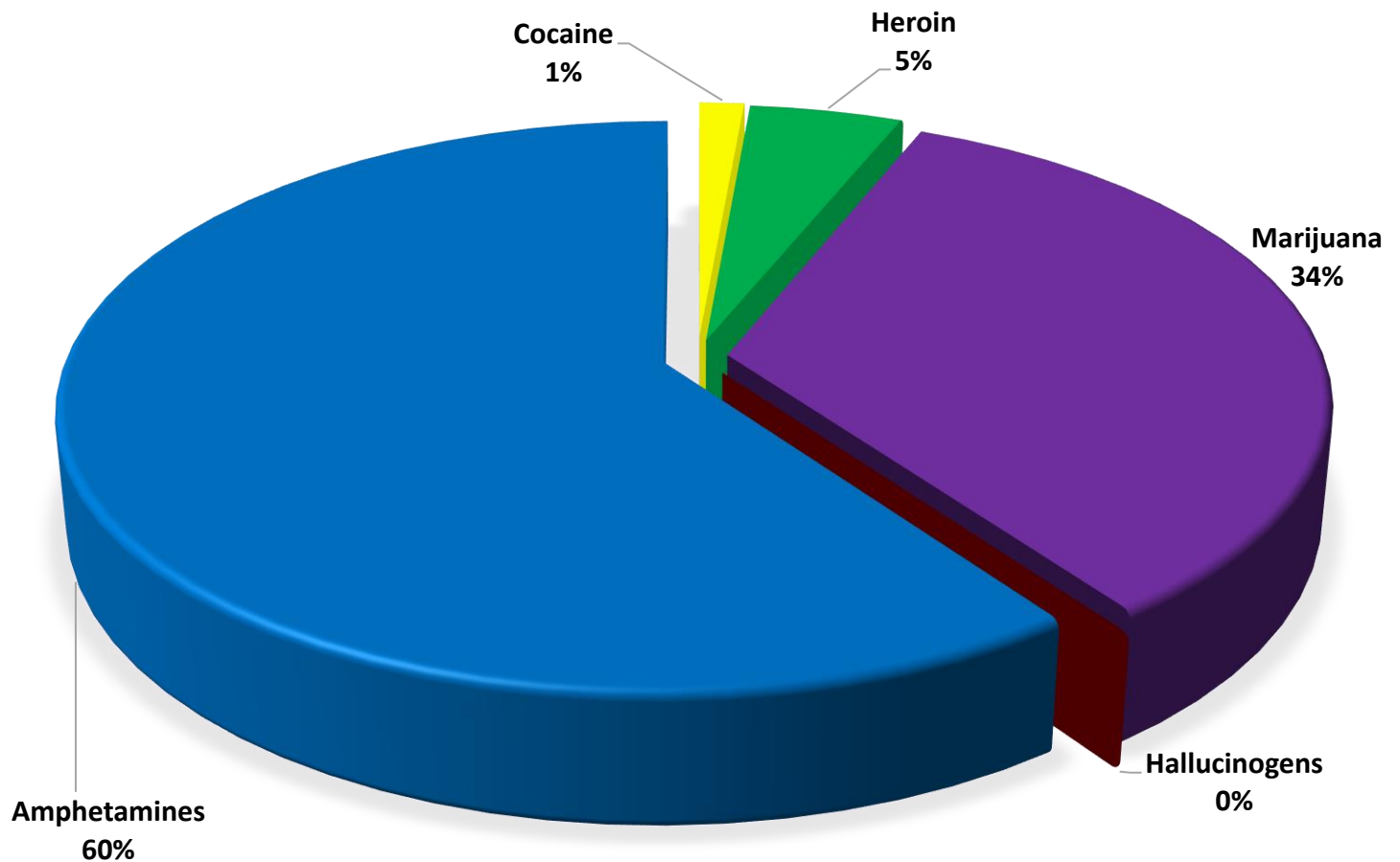
Combined Offense/Event Trends

	AUG 2017	AUG 2018
Part I Offenses	98	85
Part II Offenses	287	265
NonUCR Offenses	155	172
Reports Generated	433	409
Street Checks	66	110
Traffic Citations	28	49
Misdemeanor Citations	15	8
Jail Bookings	60	46

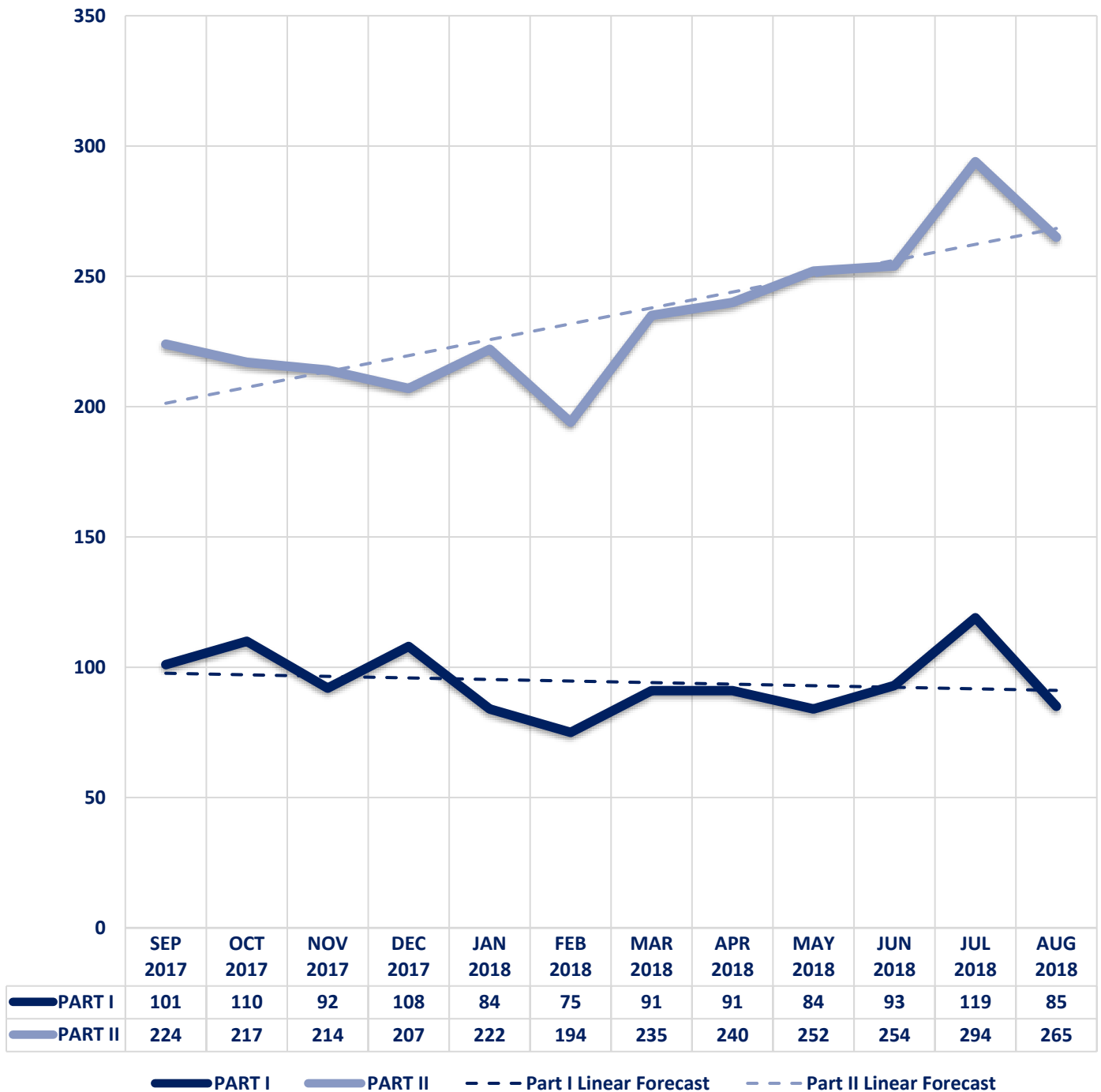


Seized Drugs

TYPE	DOSES	STREET VALUE
Cocaine	5.0	\$ 50.00
Heroin	17.0	\$ 170.00
Marijuana	120.2	\$ 721.36
Hallucinogens	0.0	\$ -
Amphetamines	213.0	\$ 2,130.00
TOTAL	355.2	\$ 3,071.36



Part I & II Offenses - One Year





CITY COUNCIL DISTRICT #1

MONTHLY OFFENSE SUMMARY

SEPTEMBER 2018

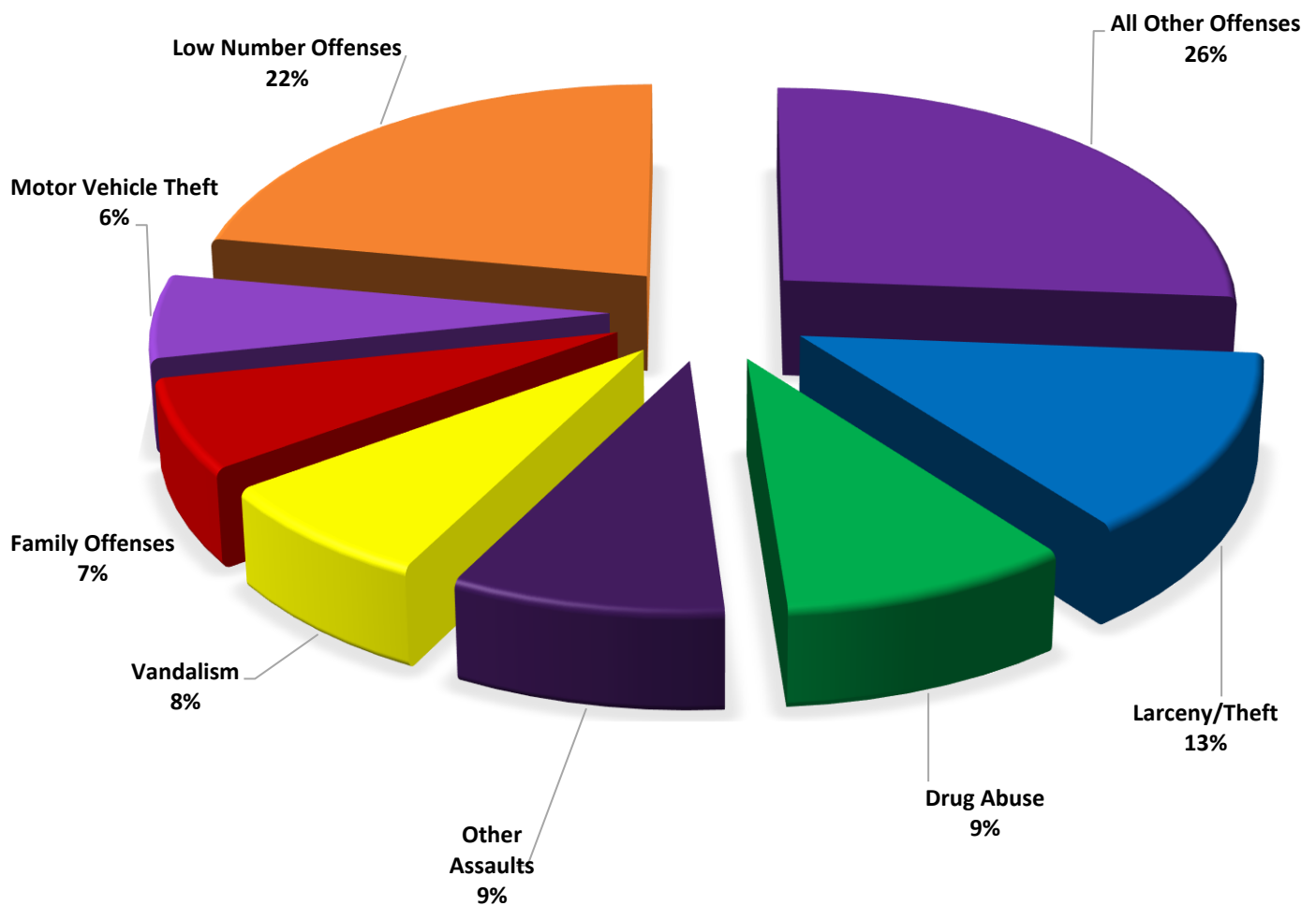
These figures represent preliminary counts of original Police Incident Reports and include all offenses within the above listed City Council District only. Full statistical analysis to determine the confidence level of this data has not been performed. The results contained herein are approximate in relation to the listed area and may not fully coincide with data shown in other areas of SLCPD's Crime Statistics page such as Calls for Service, Crimes Trending, and Crime Reports due to and reflective of departmental procedures that were in place at the time the event occurred and the date this data was compiled. Results displayed are not distinguished as attempted or completed crimes, do not include other calls for police service, and only represent police service where a report was made. Police Incident Reports are classified by primary offense categories as defined by the Uniform Crime Reporting (UCR) system, however for this report all offenses are included, and each incident may have more than one offense listed on it. In cases where there is more than one offense listed, all offenses are counted individually. Although every reasonable verification effort is made, the accuracy of any data is subject to the constraints of the report generation process as well as the manner, format, and point in time of any query.

PART I OFFENSES:	Chosen by the FBI as Part I Offenses because they are serious crimes that occur with regularity in all areas of the country and are likely to be reported to Police.
PART II OFFENSES:	All other crimes other than the eight Part I Offenses. The Uniform Crime Reporting Program gathers only arrest data for Part II Offenses, however, SLCPD results displayed in this document display all Part II Offenses, regardless of the presence of arrest data.
ALL OTHER OFFENSES:	Under the Part II Offense section, 'All Other Offenses' include Peeping Tom, Trespass, Kidnap/Abduction, Pornography, Extortion/Blackmail, Bribery, Warrants, Sexual Offenses, Obstruction, Public Peace, and Hit & Run.
NON-UCR OFFENSES:	Non-UCR Offenses include reports for all other offenses not classified as a Part I or Part II Offense. Results displayed separate some of these offenses such as Ambulance Calls, Deaths, Missing Persons, Suicides, Suspicious Activity, and Traffic Accidents.
ALL OTHER NON-UCR:	Under the Non-UCR category, 'All Other' include the remainder of offenses not classified as Part I or Part II and not separated from the Non-UCR Offenses. These include things such as Loud Parties, Barking Dogs, Mentally Ill Subjects, Citizen Assistance, etc.
LOW NUMBER OFFENSES:	On page two, in the interest of space and allowing for easier viewing, the category titled 'Low Number Offenses' include Part I and Part II Offenses from page one that have totals under the amount of 20.

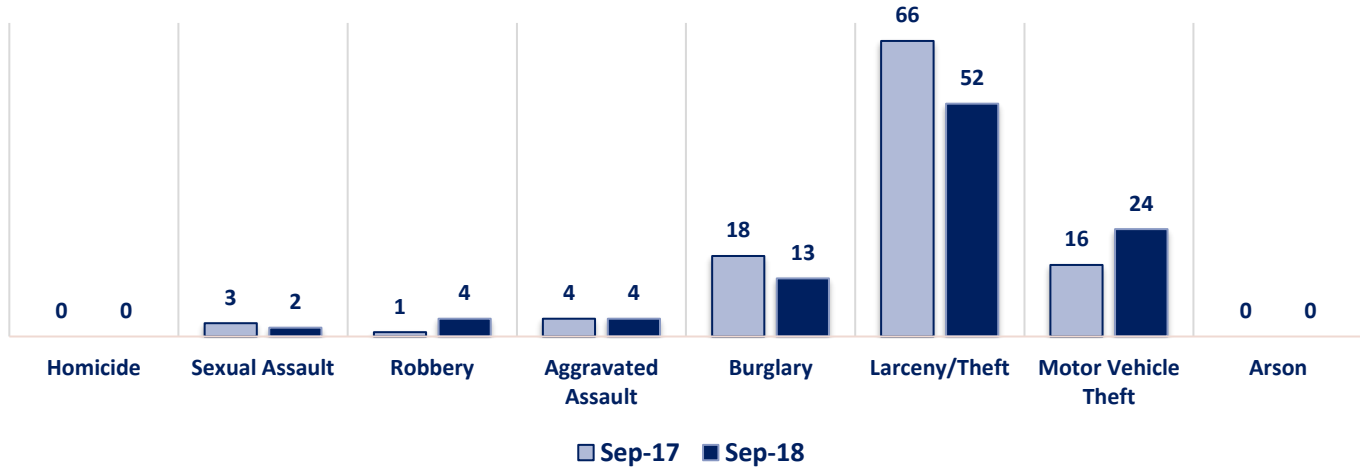
Offenses

PART I OFFENSES	OFFENSE	SEP 17	SEP 18	OFFENSE	SEP 17	SEP 18	PART II OFFENSES
	Homicide	0	0	Other Assaults	26	34	
	Sexual Assault	3	2	Forgery/Counterfeit	0	4	
	Robbery	1	4	Fraud	7	16	
	Aggravated Assault	4	4	Embezzlement	0	0	
	Burglary	18	13	Stolen Property	3	1	
	Larceny/Theft	66	52	Vandalism	28	29	
	Motor Vehicle Theft	16	24	Weapons	5	6	
	Arson	0	0	Prostitution	6	1	
PART I TOTALS		108	99	Sex Offenses	3	3	PART II OFFENSES
NON-UCR OFFENSES	Ambulance Calls	16	11	Drug Abuse	28	36	
	Deaths	3	6	Gambling	0	0	
	Missing Persons	3	7	Family Offenses	28	26	
	Suicides	0	1	DUI	5	10	
	Suspicious Activity	7	9	Liquor Laws	0	2	
	Traffic Accidents	0	0	Drunkenness	9	10	
	All Other	164	166	Disorderly Conduct	4	2	
NON-UCR TOTALS		193	200	All Other Offenses	71	102	
TOTALS	PART I OFFENSES	108	99	Curfew/Loitering	0	0	
	PART II OFFENSES	232	290	Runaway	9	8	
	NON-UCR OFFENSES	193	200	PART II TOTALS	232	290	
	TOTAL	533	589				

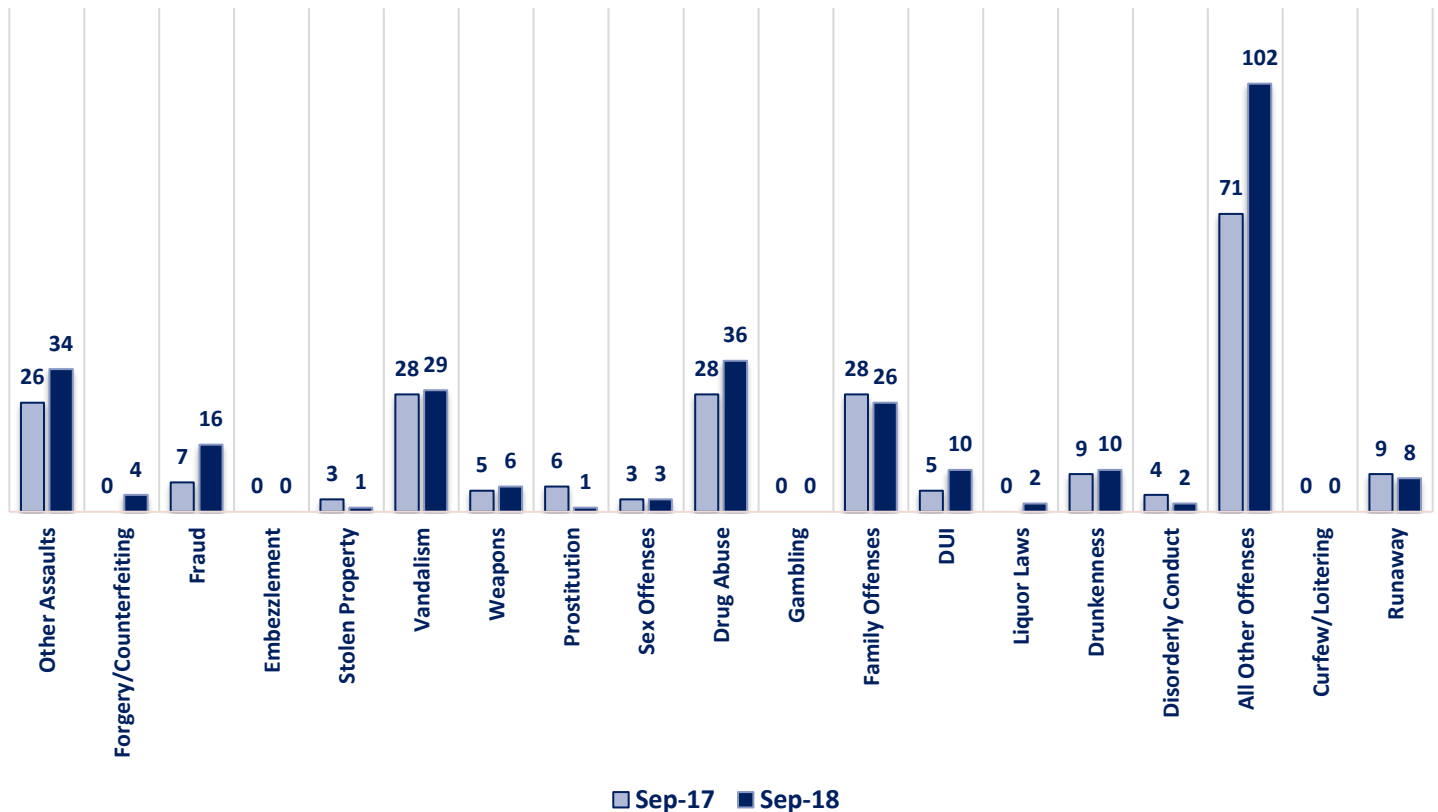
SEPTEMBER 2018 - PART I & II OFFENSE PERCENTAGES



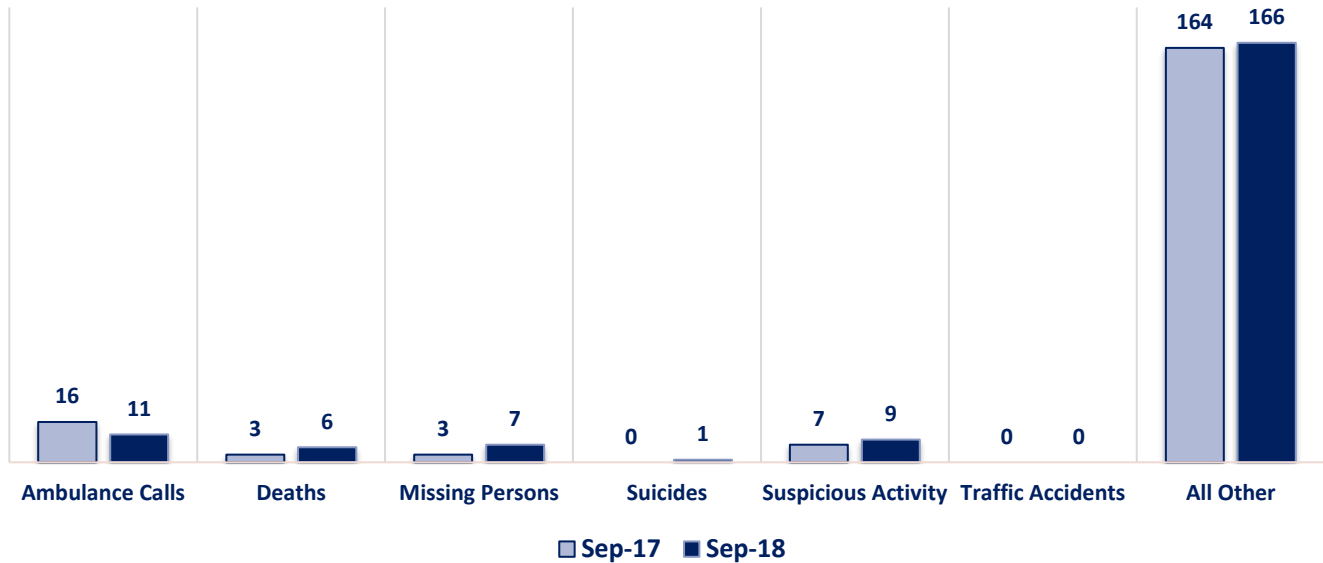
Part I Offenses



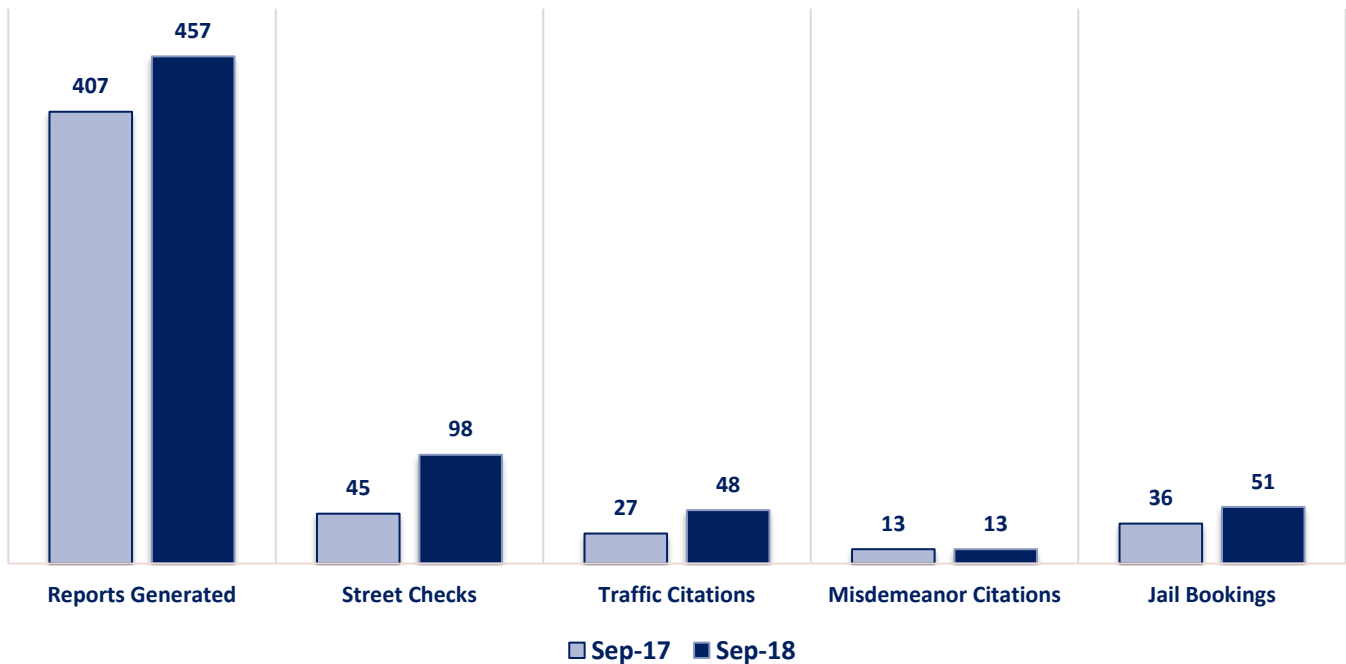
Part II Offenses



Non-UCR Offenses

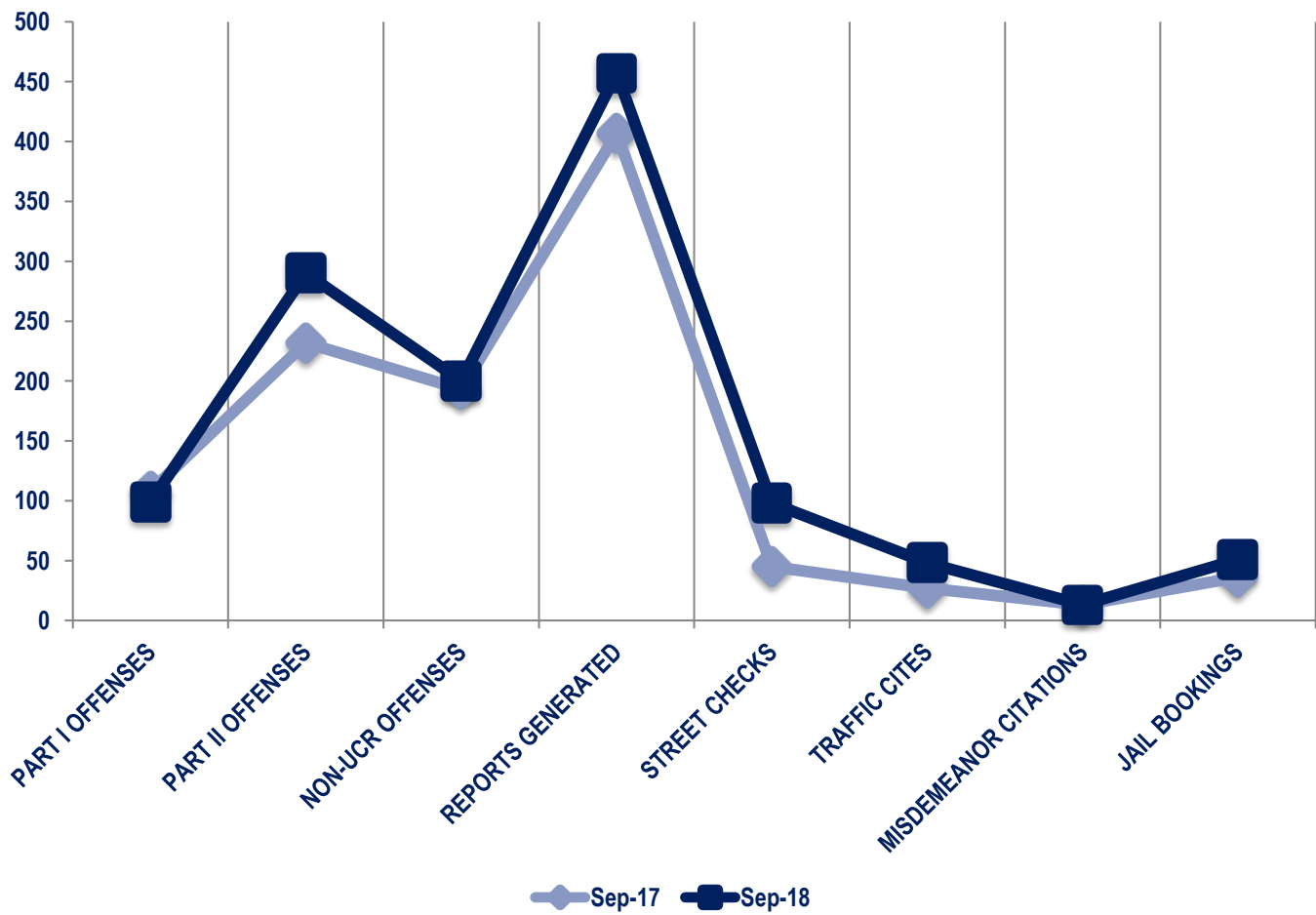


Other Event Totals



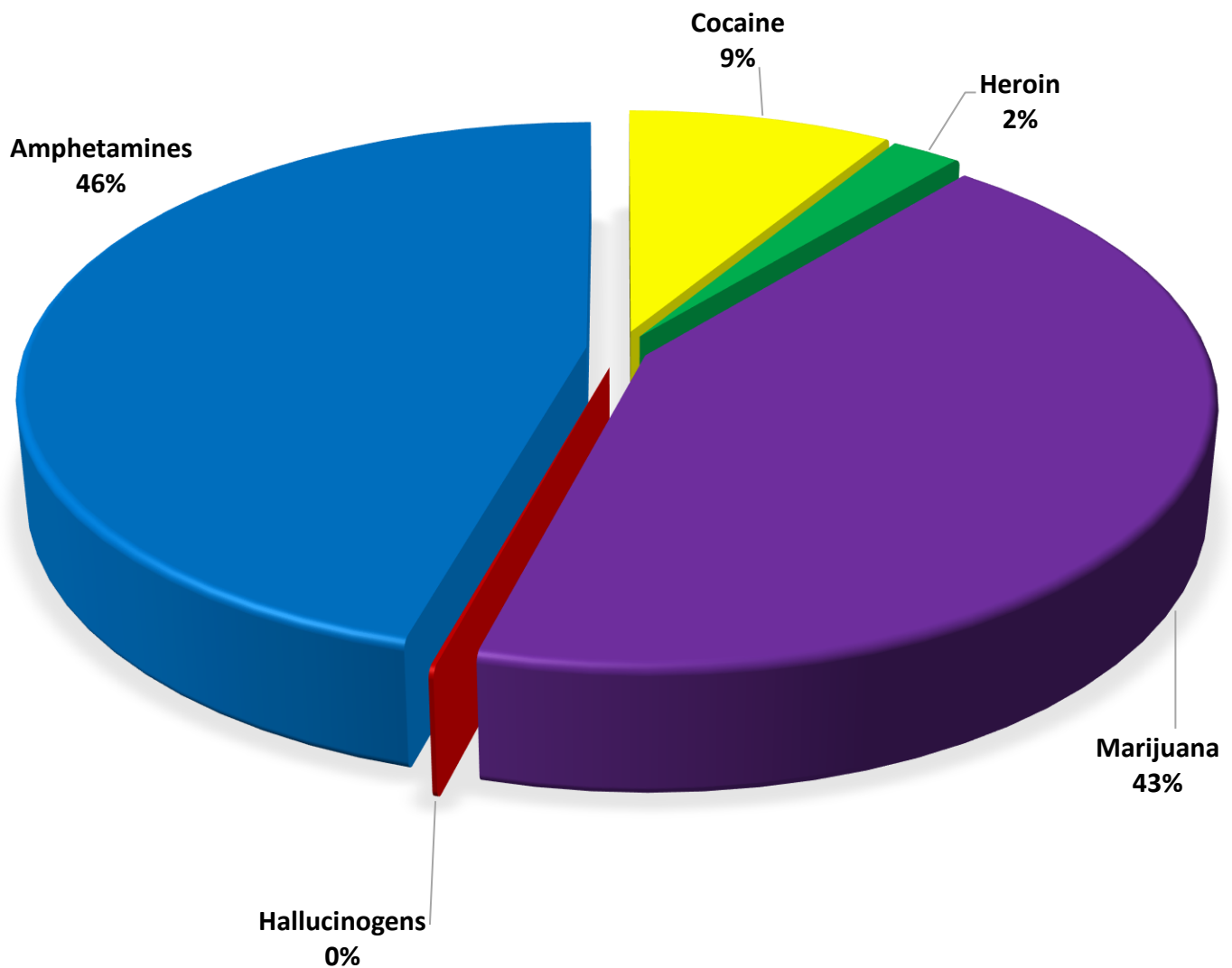
Combined Offense/Event Trends

	SEP 2017	SEP 2018
Part I Offenses	108	99
Part II Offenses	232	290
NonUCR Offenses	193	200
Reports Generated	407	457
Street Checks	45	98
Traffic Citations	27	48
Misdemeanor Citations	13	13
Jail Bookings	36	51

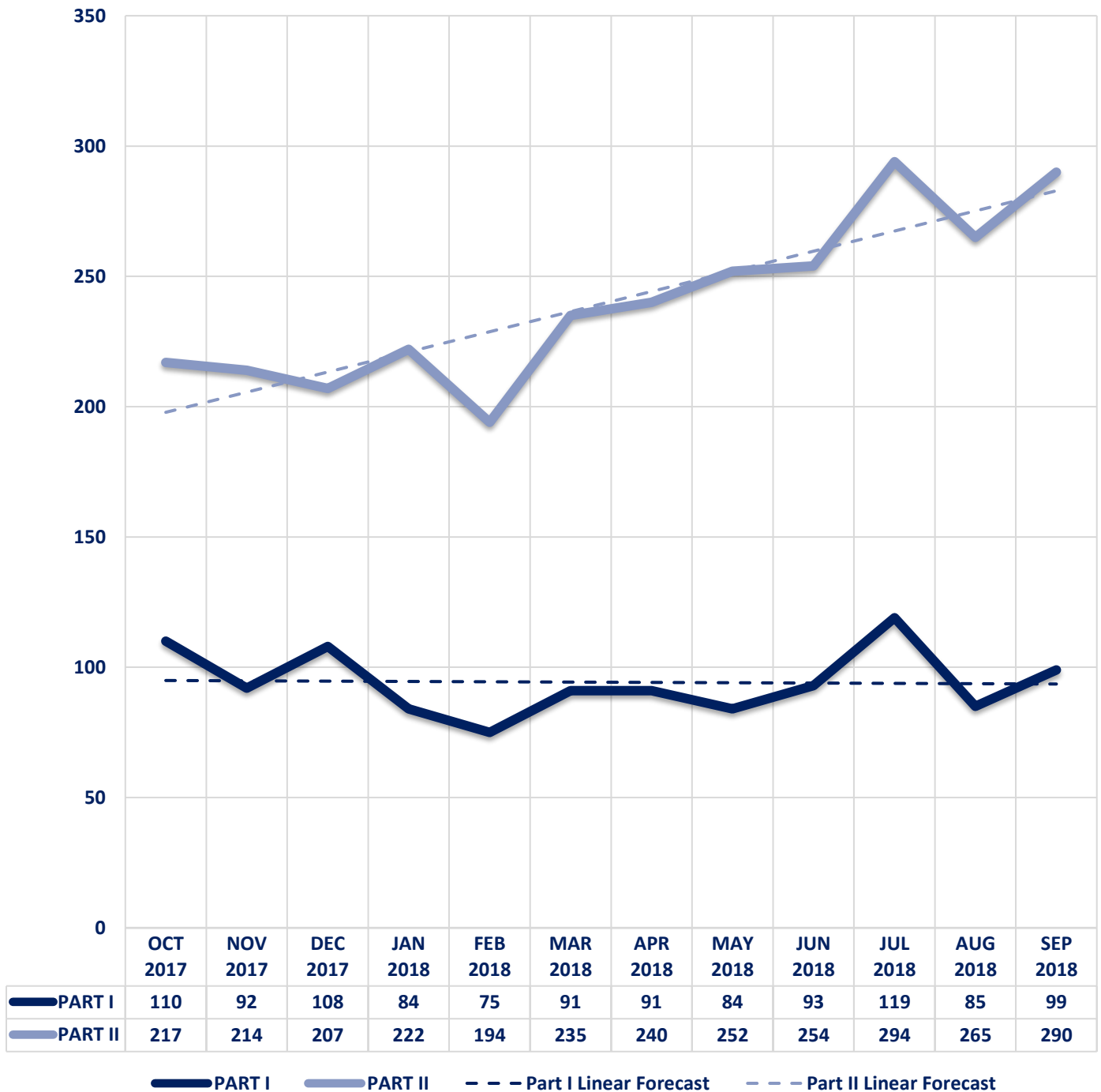


Seized Drugs

TYPE	DOSES	STREET VALUE
Cocaine	37.0	\$ 370.00
Heroin	9.7	\$ 96.75
Marijuana	182.4	\$ 1,094.41
Hallucinogens	0.5	\$ 1.06
Amphetamines	193.0	\$ 1,930.00
TOTAL	422.6	\$ 3,492.22



Part I & II Offenses - One Year





CITY COUNCIL DISTRICT #1

MONTHLY OFFENSE SUMMARY

OCTOBER 2018

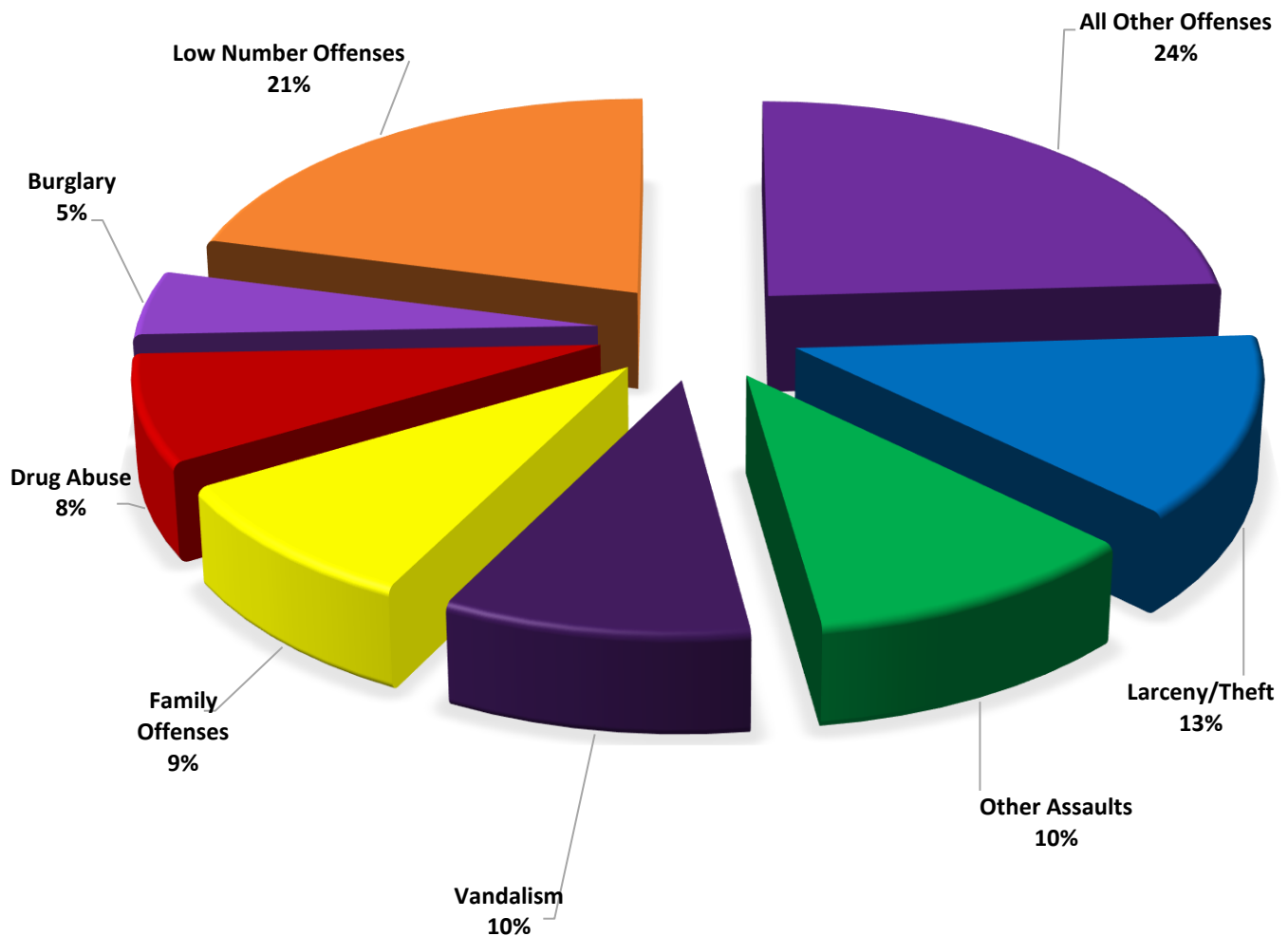
These figures represent preliminary counts of original Police Incident Reports and include all offenses within the above listed City Council District only. Full statistical analysis to determine the confidence level of this data has not been performed. The results contained herein are approximate in relation to the listed area and may not fully coincide with data shown in other areas of SLCPD's Crime Statistics page such as Calls for Service, Crimes Trending, and Crime Reports due to and reflective of departmental procedures that were in place at the time the event occurred and the date this data was compiled. Results displayed are not distinguished as attempted or completed crimes, do not include other calls for police service, and only represent police service where a report was made. Police Incident Reports are classified by primary offense categories as defined by the Uniform Crime Reporting (UCR) system, however for this report all offenses are included, and each incident may have more than one offense listed on it. In cases where there is more than one offense listed, all offenses are counted individually. Although every reasonable verification effort is made, the accuracy of any data is subject to the constraints of the report generation process as well as the manner, format, and point in time of any query.

PART I OFFENSES:	Chosen by the FBI as Part I Offenses because they are serious crimes that occur with regularity in all areas of the country and are likely to be reported to Police.
PART II OFFENSES:	All other crimes other than the eight Part I Offenses. The Uniform Crime Reporting Program gathers only arrest data for Part II Offenses, however, SLCPD results displayed in this document display all Part II Offenses, regardless of the presence of arrest data.
ALL OTHER OFFENSES:	Under the Part II Offense section, 'All Other Offenses' include Peeping Tom, Trespass, Kidnap/Abduction, Pornography, Extortion/Blackmail, Bribery, Warrants, Sexual Offenses, Obstruction, Public Peace, and Hit & Run.
NON-UCR OFFENSES:	Non-UCR Offenses include reports for all other offenses not classified as a Part I or Part II Offense. Results displayed separate some of these offenses such as Ambulance Calls, Deaths, Missing Persons, Suicides, Suspicious Activity, and Traffic Accidents.
ALL OTHER NON-UCR:	Under the Non-UCR category, 'All Other' include the remainder of offenses not classified as Part I or Part II and not separated from the Non-UCR Offenses. These include things such as Loud Parties, Barking Dogs, Mentally Ill Subjects, Citizen Assistance, etc.
LOW NUMBER OFFENSES:	On page two, in the interest of space and allowing for easier viewing, the category titled 'Low Number Offenses' include Part I and Part II Offenses from page one that have totals under the amount of 12.

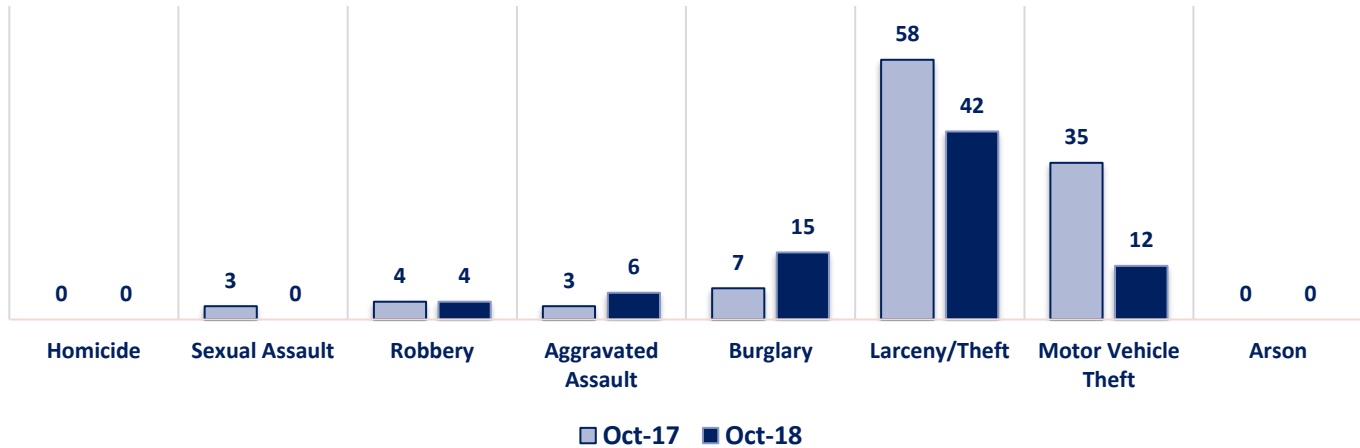
Offenses

PART I OFFENSES	OFFENSE	OCT 17	OCT 18	OFFENSE	OCT 17	OCT 18
	Homicide	0	0	Other Assaults	42	34
	Sexual Assault	3	0	Forgery/Counterfeit	6	5
	Robbery	4	4	Fraud	12	11
	Aggravated Assault	3	6	Embezzlement	0	0
	Burglary	7	15	Stolen Property	1	2
	Larceny/Theft	58	42	Vandalism	27	31
	Motor Vehicle Theft	35	12	Weapons	3	2
	Arson	0	0	Prostitution	3	2
PART II OFFENSES	PART I TOTALS	110	79	Sex Offenses	2	0
	Ambulance Calls	10	9	Drug Abuse	11	25
	Deaths	5	1	Gambling	0	1
	Missing Persons	10	4	Family Offenses	28	29
	Suicides	1	0	DUI	4	5
	Suspicious Activity	9	7	Liquor Laws	2	2
	Traffic Accidents	0	0	Drunkenness	5	6
	All Other	148	147	Disorderly Conduct	5	7
	NON-UCR TOTALS	183	168	All Other Offenses	64	77
TOTALS	PART I OFFENSES	110	79	Curfew/Loitering	0	0
	PART II OFFENSES	220	241	Runaway	5	2
	NON-UCR OFFENSES	183	168	PART II TOTALS	220	241
	TOTAL	513	488			

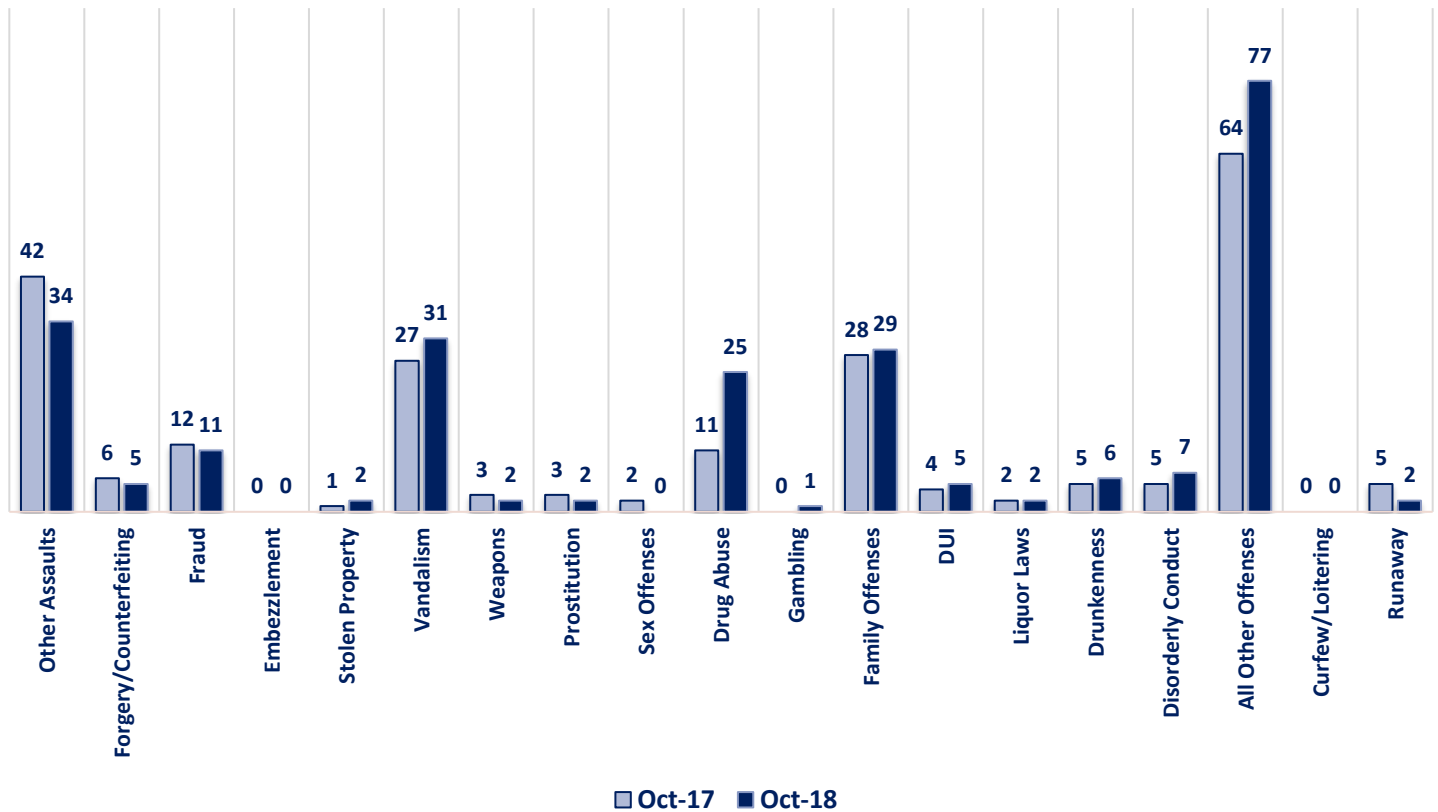
OCTOBER 2018 - PART I & II OFFENSE PERCENTAGES



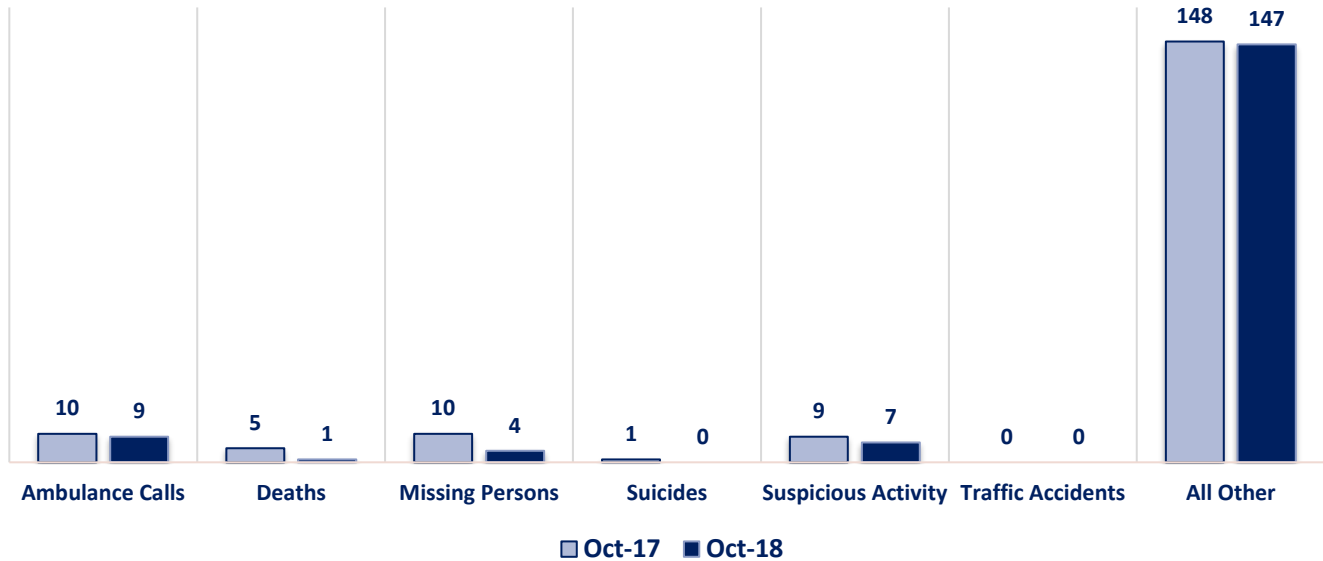
Part I Offenses



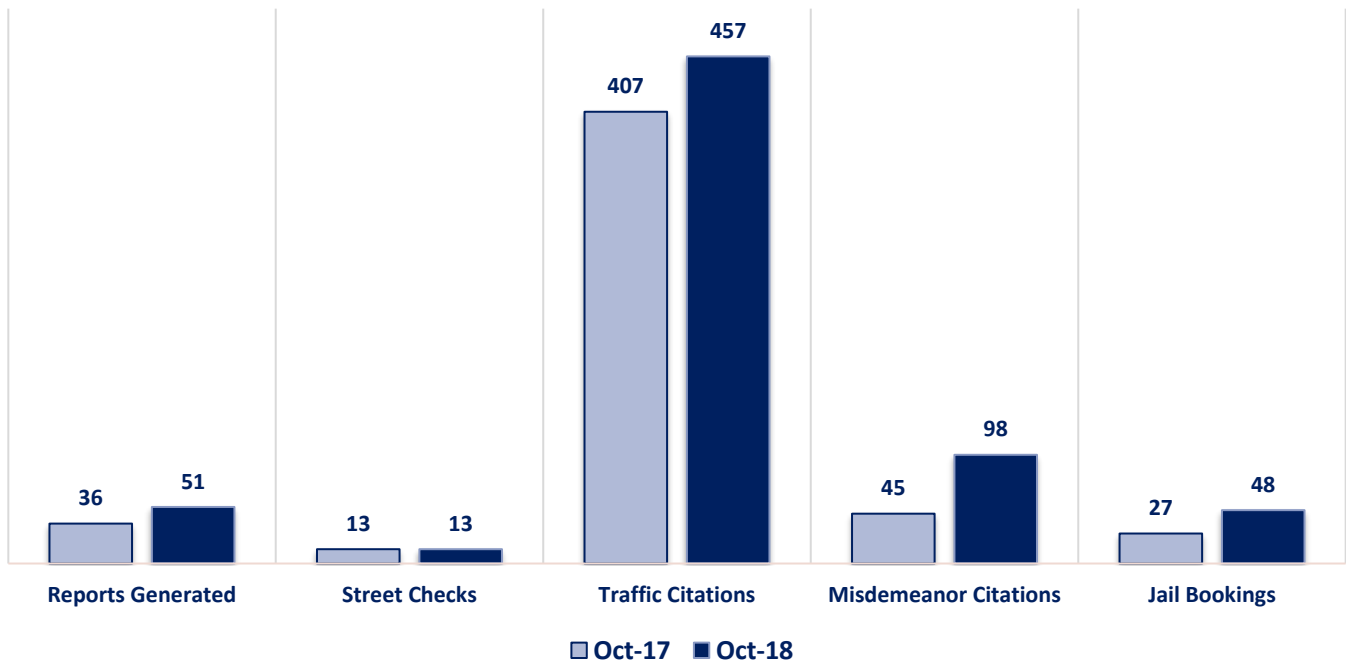
Part II Offenses



Non-UCR Offenses

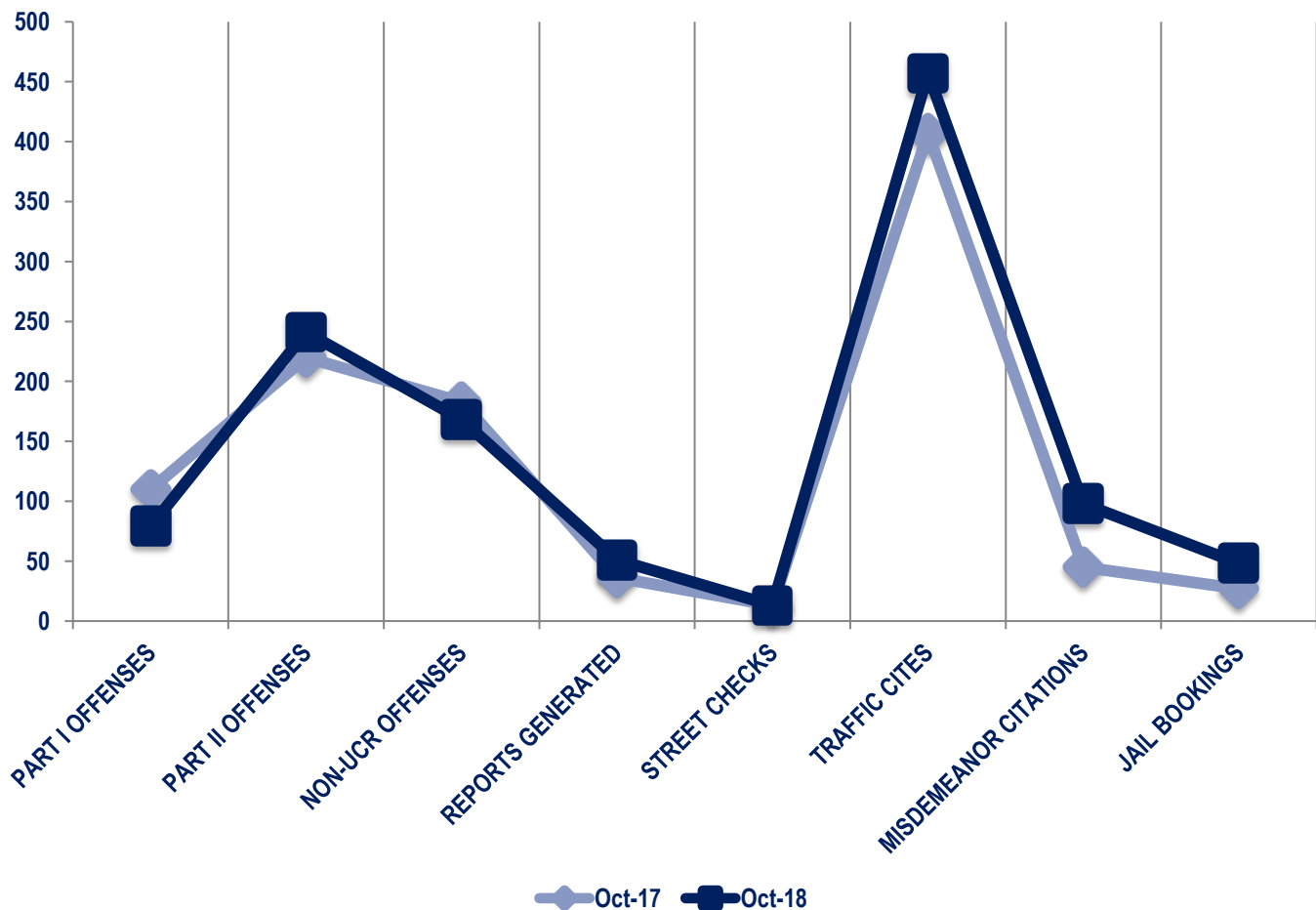


Other Event Totals



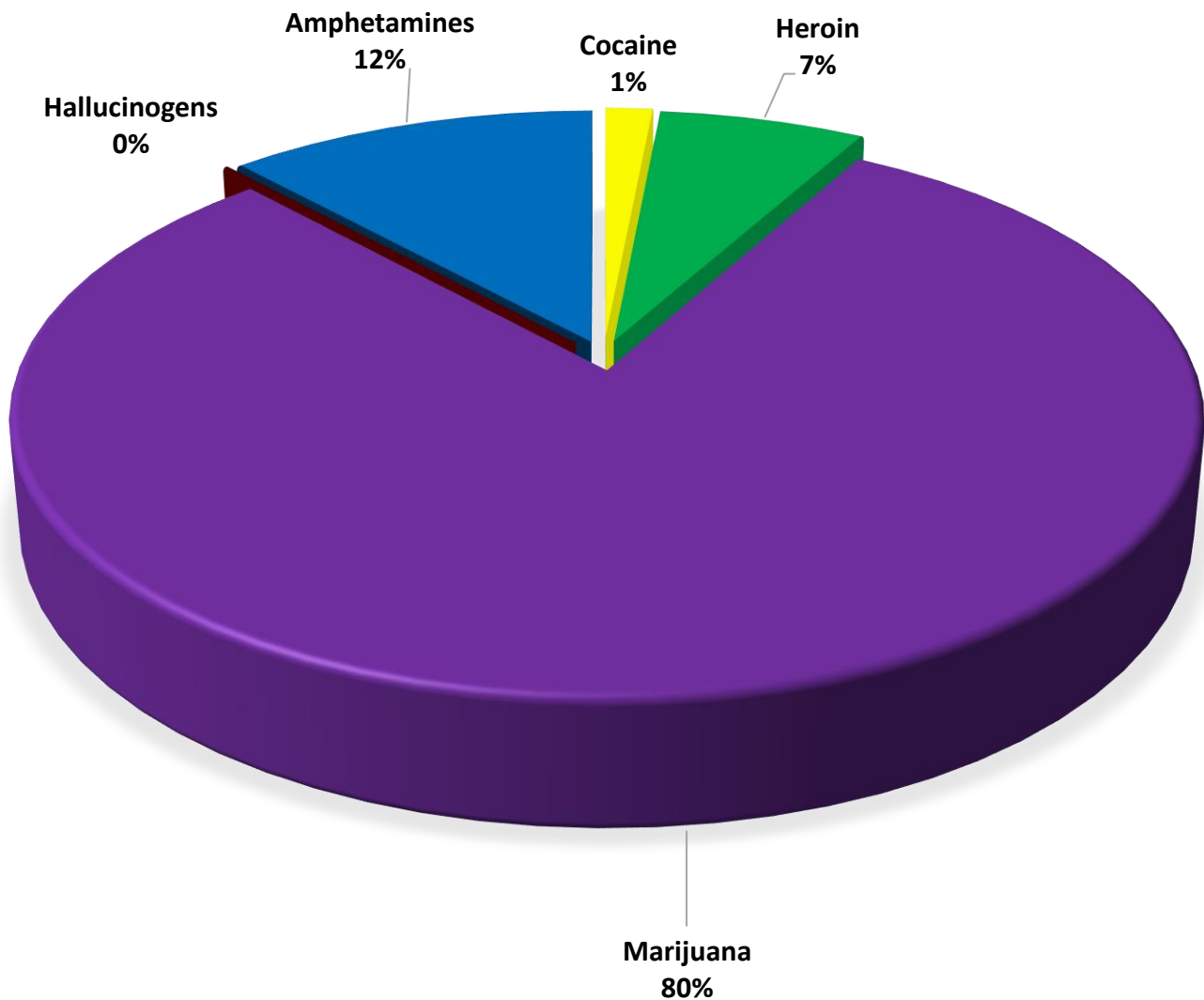
Combined Offense/Event Trends

	OCT 2017	OCT 2018
Part I Offenses	110	79
Part II Offenses	220	241
NonUCR Offenses	183	168
Reports Generated	36	51
Street Checks	13	13
Traffic Citations	407	457
Misdemeanor Citations	45	98
Jail Bookings	27	48

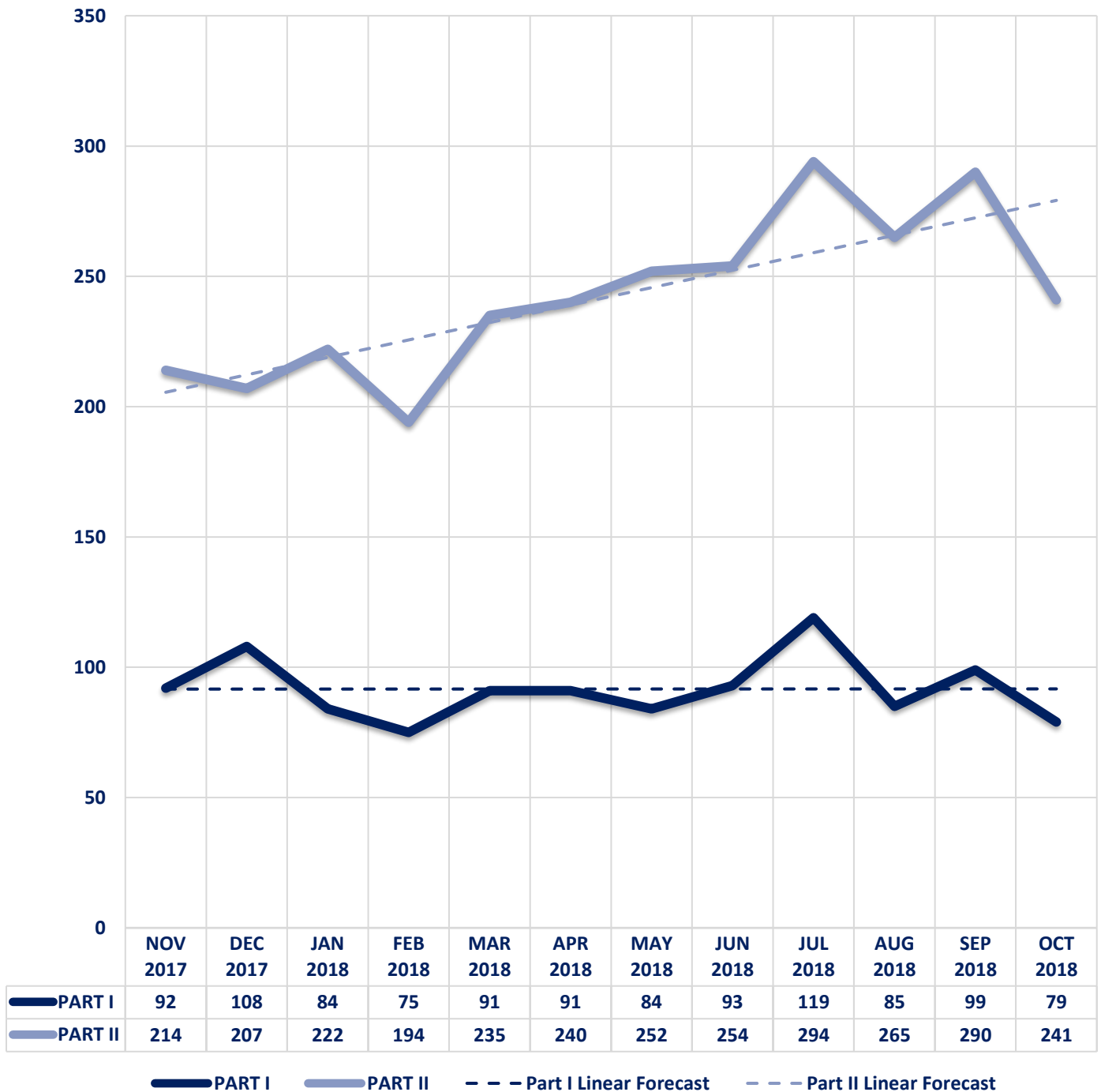


Seized Drugs

TYPE	DOSES	STREET VALUE
Cocaine	9.0	\$ 90.00
Heroin	39.0	\$ 390.00
Marijuana	474.1	\$ 2,844.71
Hallucinogens	0.0	\$ -
Amphetamines	70.0	\$ 700.00
TOTAL	592.1	\$ 4,024.71



Part I & II Offenses - One Year





CITY COUNCIL DISTRICT #1

MONTHLY OFFENSE SUMMARY

NOVEMBER 2018

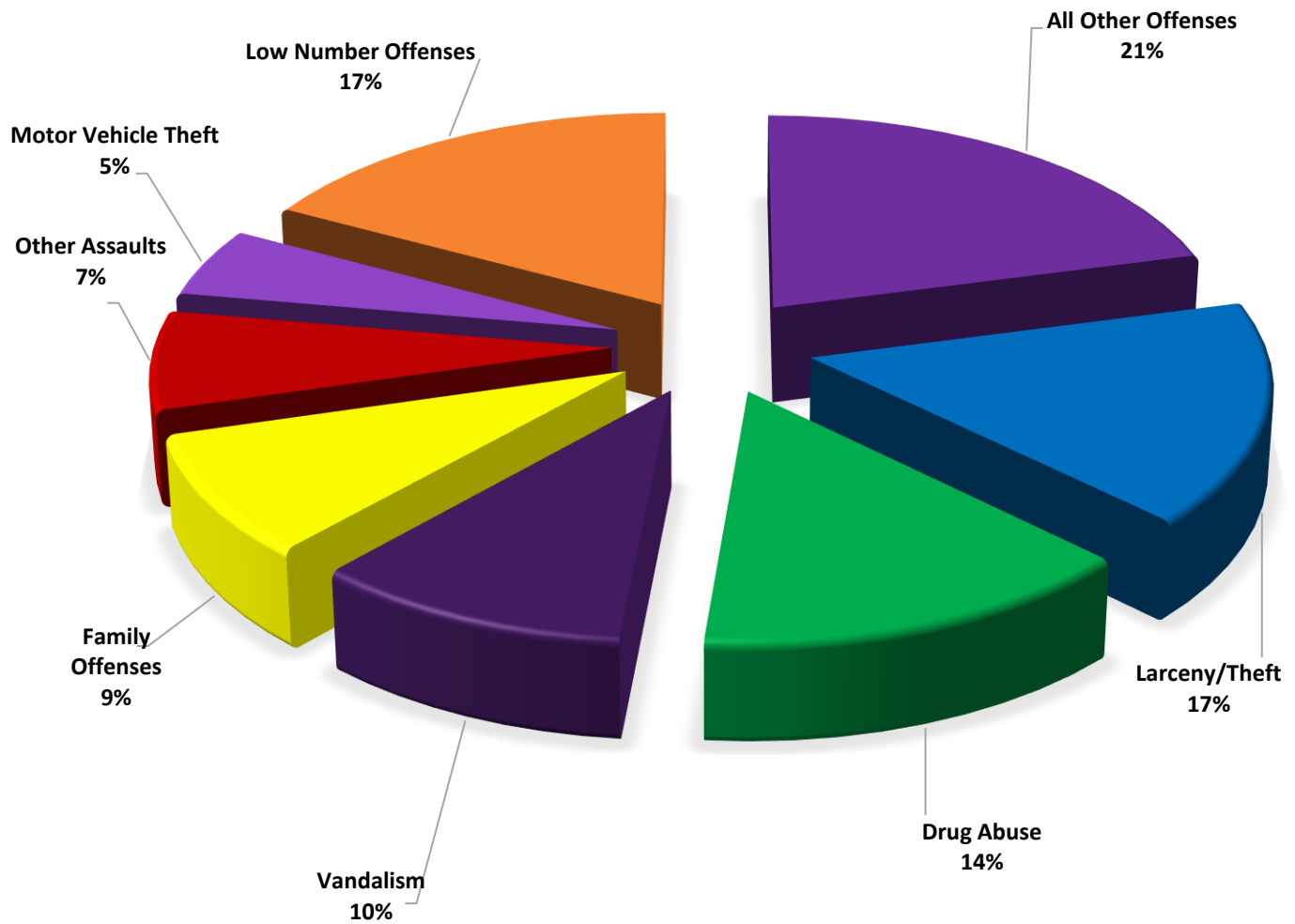
These figures represent preliminary counts of original Police Incident Reports and include all offenses within the above listed City Council District only. Full statistical analysis to determine the confidence level of this data has not been performed. The results contained herein are approximate in relation to the listed area and may not fully coincide with data shown in other areas of SLCPD's Crime Statistics page such as Calls for Service, Crimes Trending, and Crime Reports due to and reflective of departmental procedures that were in place at the time the event occurred and the date this data was compiled. Results displayed are not distinguished as attempted or completed crimes, do not include other calls for police service, and only represent police service where a report was made. Police Incident Reports are classified by primary offense categories as defined by the Uniform Crime Reporting (UCR) system, however for this report all offenses are included, and each incident may have more than one offense listed on it. In cases where there is more than one offense listed, all offenses are counted individually. Although every reasonable verification effort is made, the accuracy of any data is subject to the constraints of the report generation process as well as the manner, format, and point in time of any query.

PART I OFFENSES:	Chosen by the FBI as Part I Offenses because they are serious crimes that occur with regularity in all areas of the country and are likely to be reported to Police.
PART II OFFENSES:	All other crimes other than the eight Part I Offenses. The Uniform Crime Reporting Program gathers only arrest data for Part II Offenses, however, SLCPD results displayed in this document display all Part II Offenses, regardless of the presence of arrest data.
ALL OTHER OFFENSES:	Under the Part II Offense section, 'All Other Offenses' include Peeping Tom, Trespass, Kidnap/Abduction, Pornography, Extortion/Blackmail, Bribery, Warrants, Sexual Offenses, Obstruction, Public Peace, and Hit & Run.
NON-UCR OFFENSES:	Non-UCR Offenses include reports for all other offenses not classified as a Part I or Part II Offense. Results displayed separate some of these offenses such as Ambulance Calls, Deaths, Missing Persons, Suicides, Suspicious Activity, and Traffic Accidents.
ALL OTHER NON-UCR:	Under the Non-UCR category, 'All Other' include the remainder of offenses not classified as Part I or Part II and not separated from the Non-UCR Offenses. These include things such as Loud Parties, Barking Dogs, Mentally Ill Subjects, Citizen Assistance, etc.
LOW NUMBER OFFENSES:	On page two, in the interest of space and allowing for easier viewing, the category titled 'Low Number Offenses' include Part I and Part II Offenses from page one that have totals under the amount of 12.

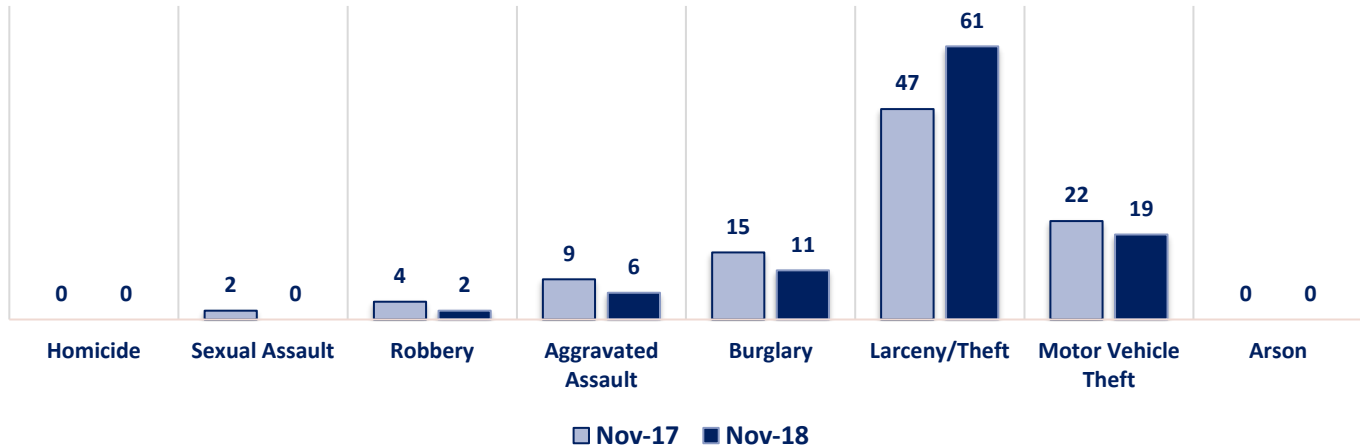
Offenses

PART I OFFENSES	OFFENSE	NOV 17	NOV 18	OFFENSE	NOV 17	NOV 18	PART II OFFENSES
	Homicide	0	0	Other Assaults	32	27	
	Sexual Assault	2	0	Forgery/Counterfeit	5	2	
	Robbery	4	2	Fraud	11	12	
	Aggravated Assault	9	6	Embezzlement	0	0	
	Burglary	15	11	Stolen Property	3	2	
	Larceny/Theft	47	61	Vandalism	20	38	
	Motor Vehicle Theft	22	19	Weapons	5	2	
	Arson	0	0	Prostitution	1	1	
NON-UCR OFFENSES	PART I TOTALS	99	99	Sex Offenses	2	5	PART II OFFENSES
	Ambulance Calls	13	20	Drug Abuse	28	53	
	Deaths	1	2	Gambling	0	0	
	Missing Persons	4	5	Family Offenses	28	33	
	Suicides	0	0	DUI	4	4	
	Suspicious Activity	6	16	Liquor Laws	1	2	
	Traffic Accidents	0	0	Drunkenness	9	8	
	All Other	141	168	Disorderly Conduct	3	3	
	NON-UCR TOTALS	165	211	All Other Offenses	62	78	
TOTALS	PART I OFFENSES	99	99	Curfew/Loitering	0	0	PART II OFFENSES
	PART II OFFENSES	224	274	Runaway	10	4	
	NON-UCR OFFENSES	165	211	PART II TOTALS	224	274	
	TOTAL	488	584				

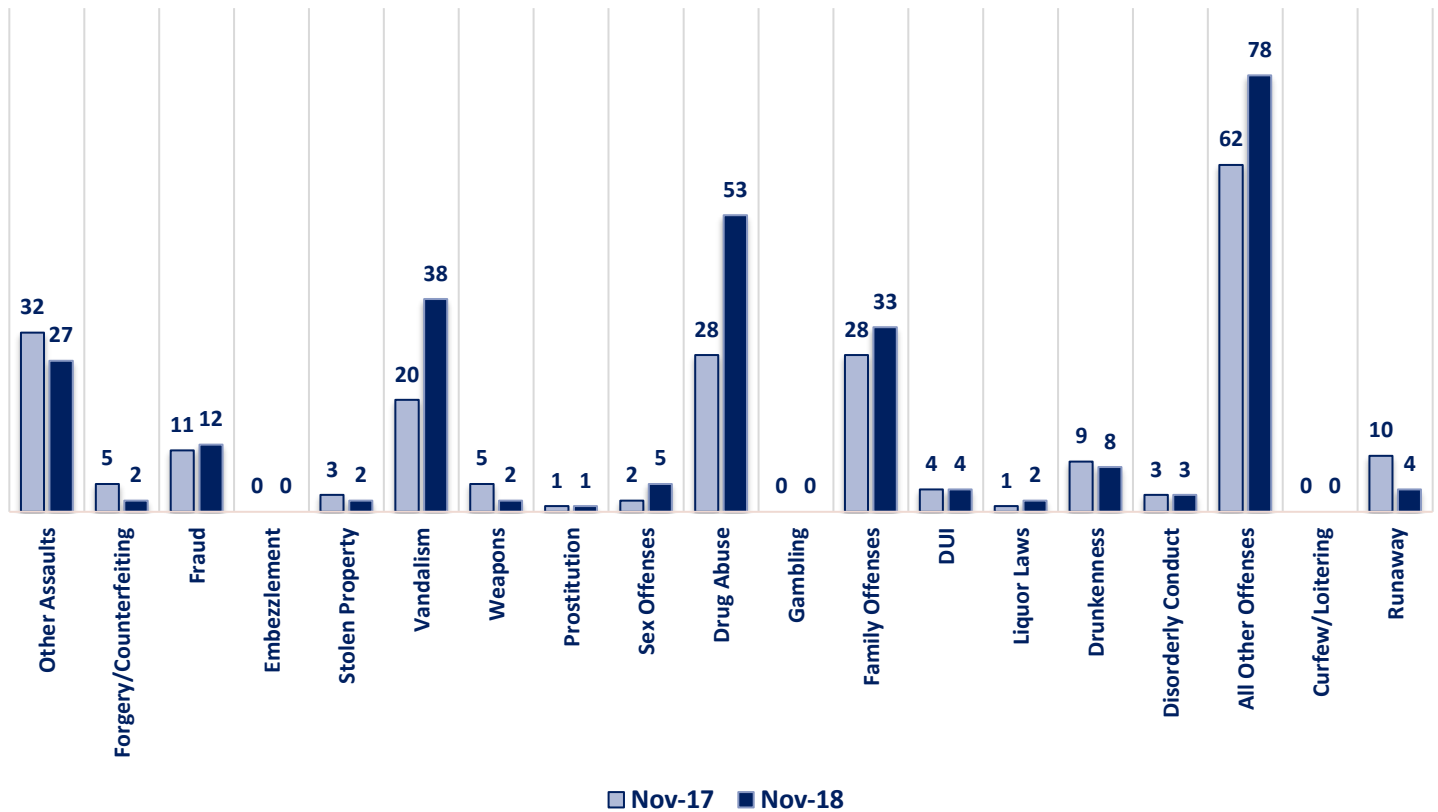
NOVEMBER 2018 - PART I & II OFFENSE PERCENTAGES



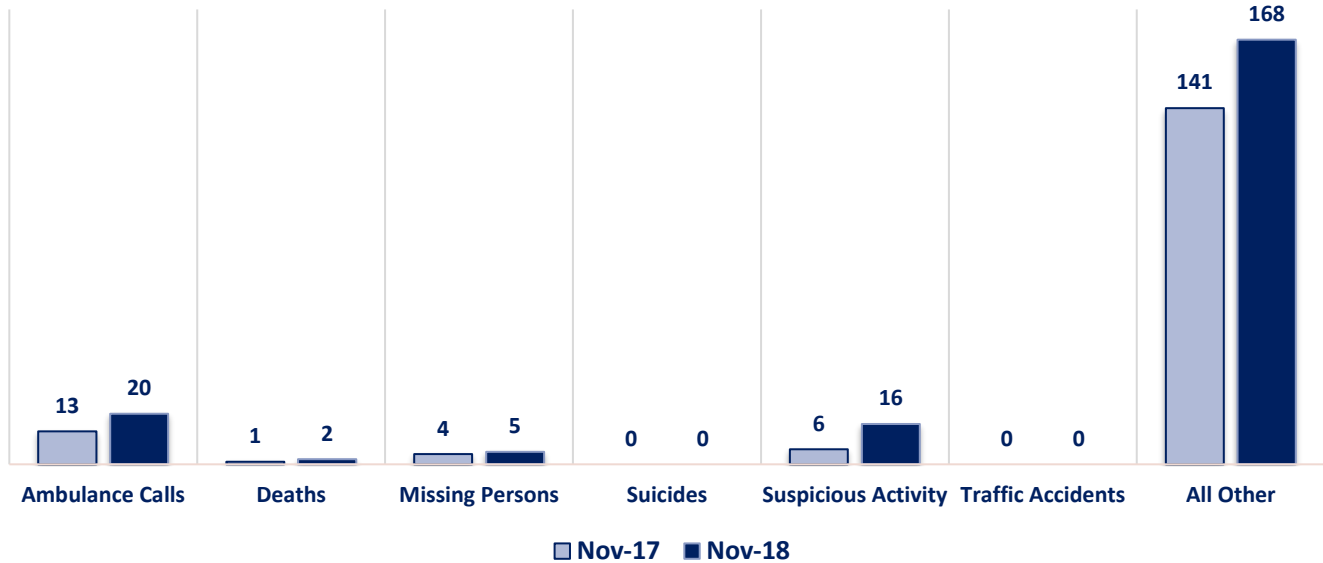
Part I Offenses



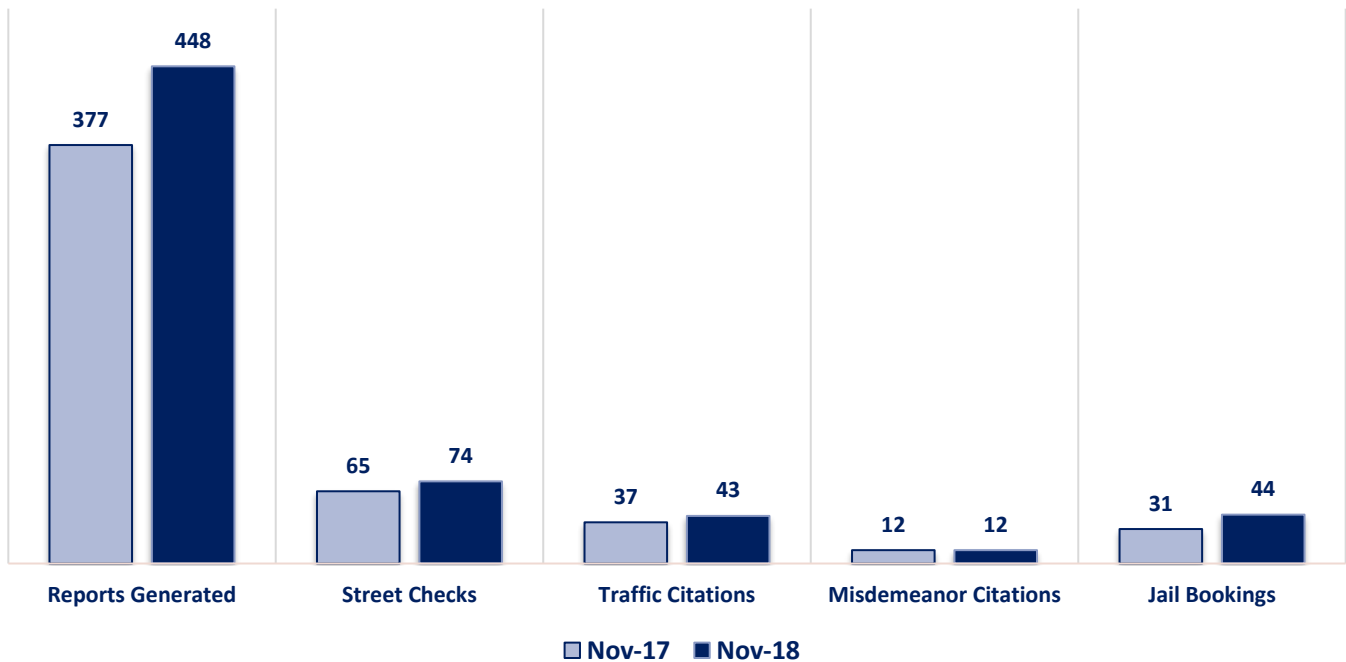
Part II Offenses



Non-UCR Offenses

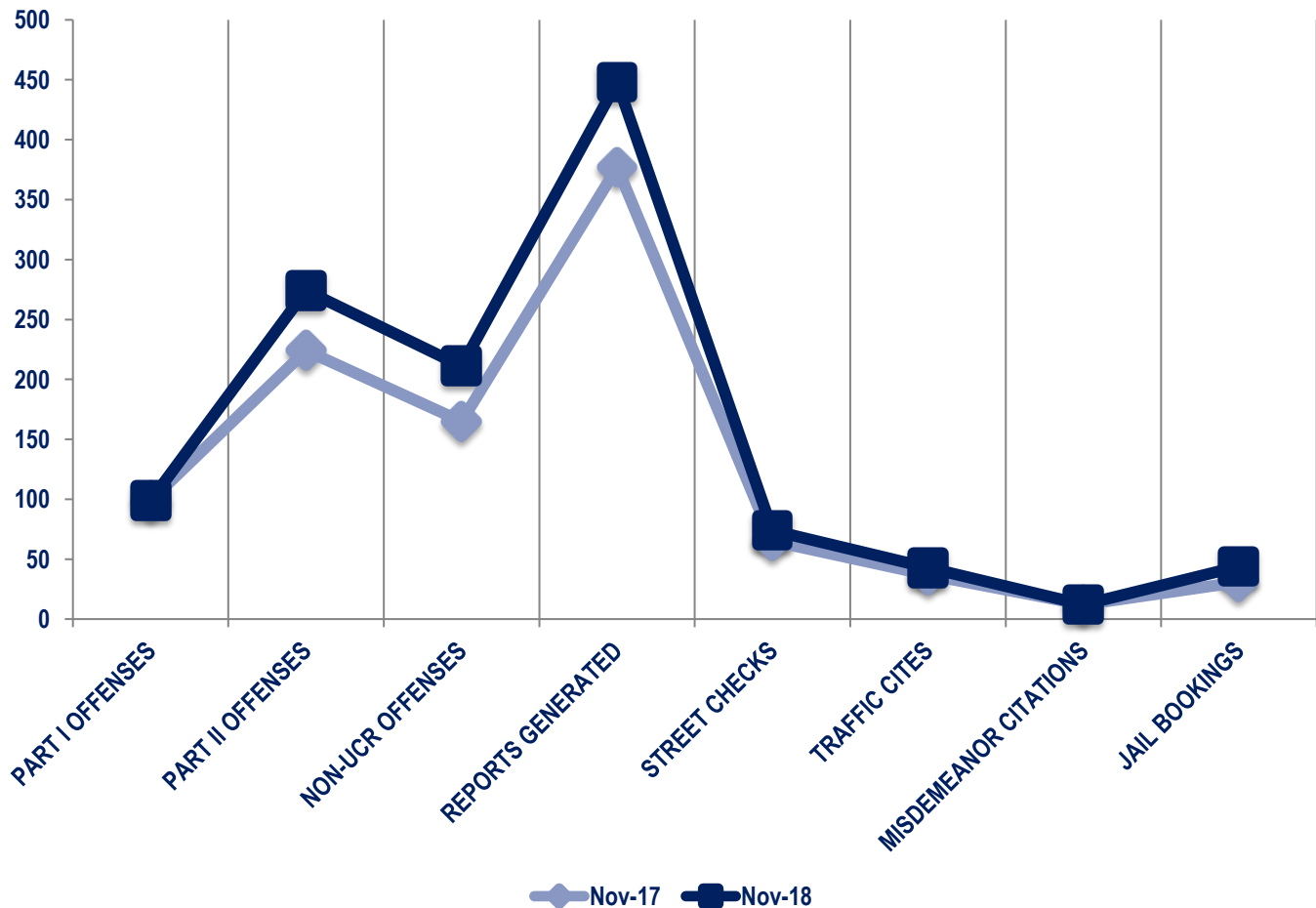


Other Event Totals



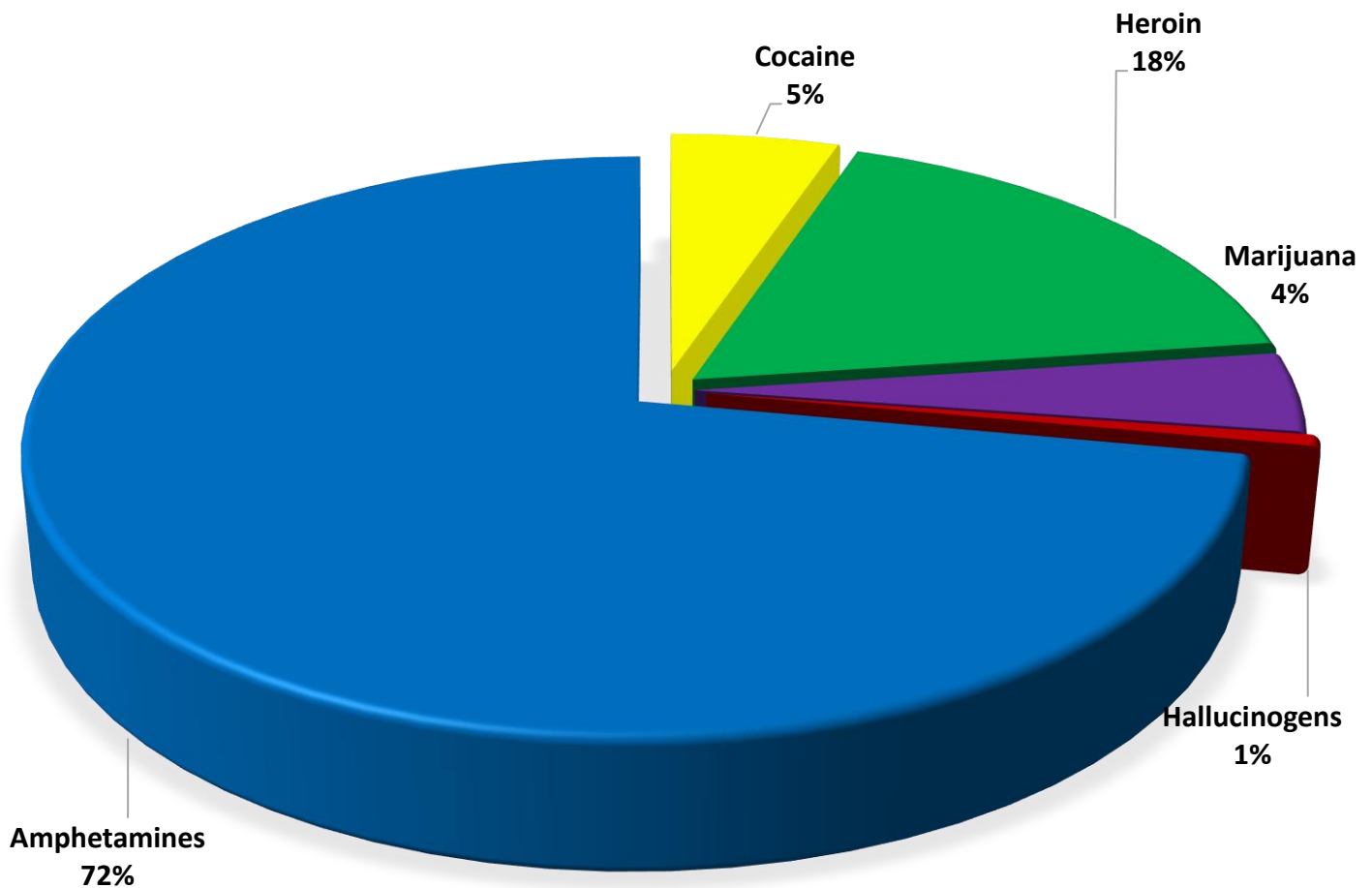
Combined Offense/Event Trends

	NOV 2017	NOV 2018
Part I Offenses	99	99
Part II Offenses	224	274
NonUCR Offenses	165	211
Reports Generated	377	448
Street Checks	65	74
Traffic Citations	37	43
Misdemeanor Citations	12	12
Jail Bookings	31	44

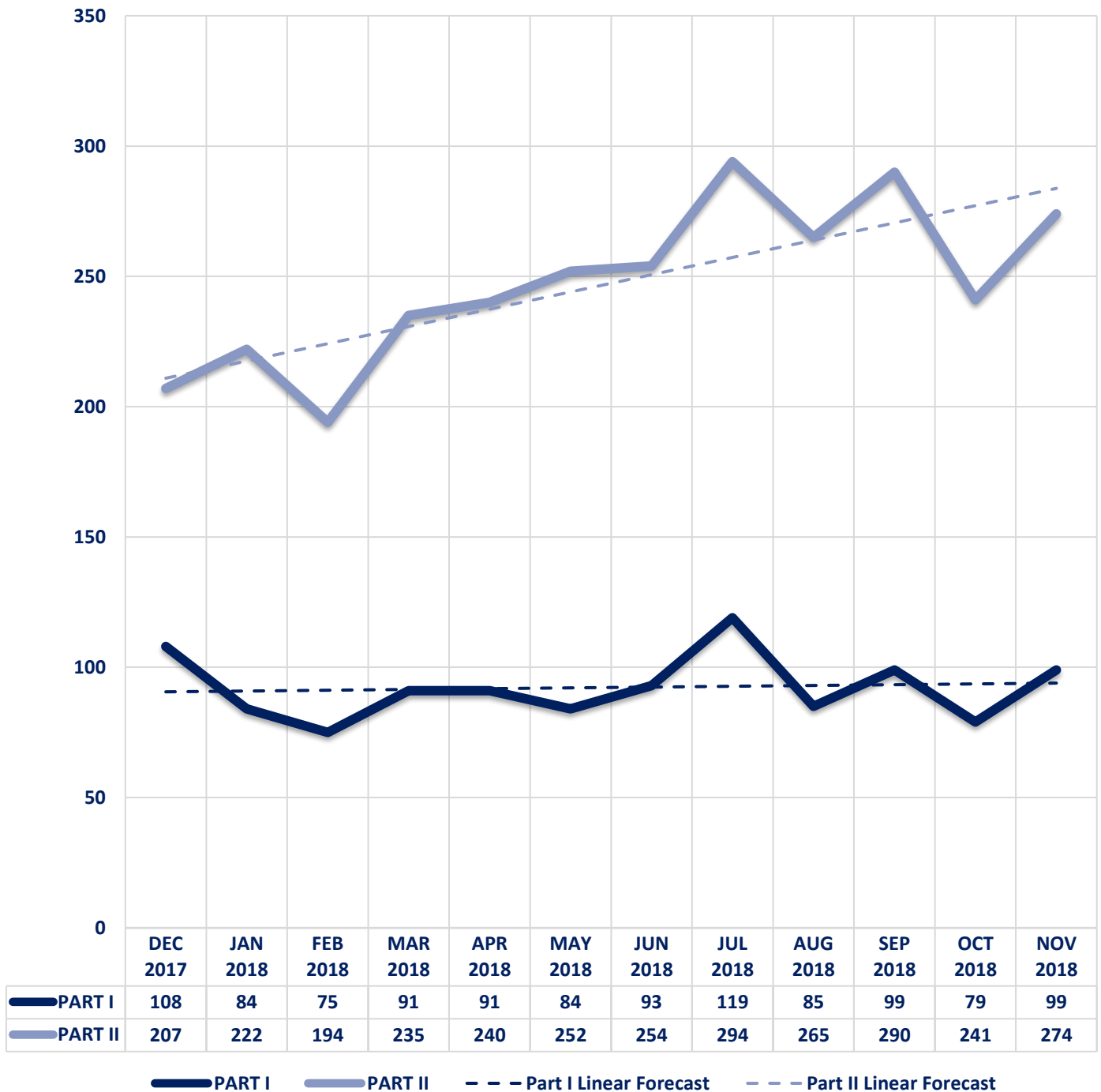


Seized Drugs

TYPE	DOSES	STREET VALUE
Cocaine	30.0	\$ 300.00
Heroin	101.0	\$ 1,010.00
Marijuana	25.7	\$ 154.15
Hallucinogens	3.5	\$ 7.05
Amphetamines	413.5	\$ 4,134.95
TOTAL	573.7	\$ 5,606.16



Part I & II Offenses - One Year





CITY COUNCIL DISTRICT #1 MONTHLY OFFENSE SUMMARY

DECEMBER 2018

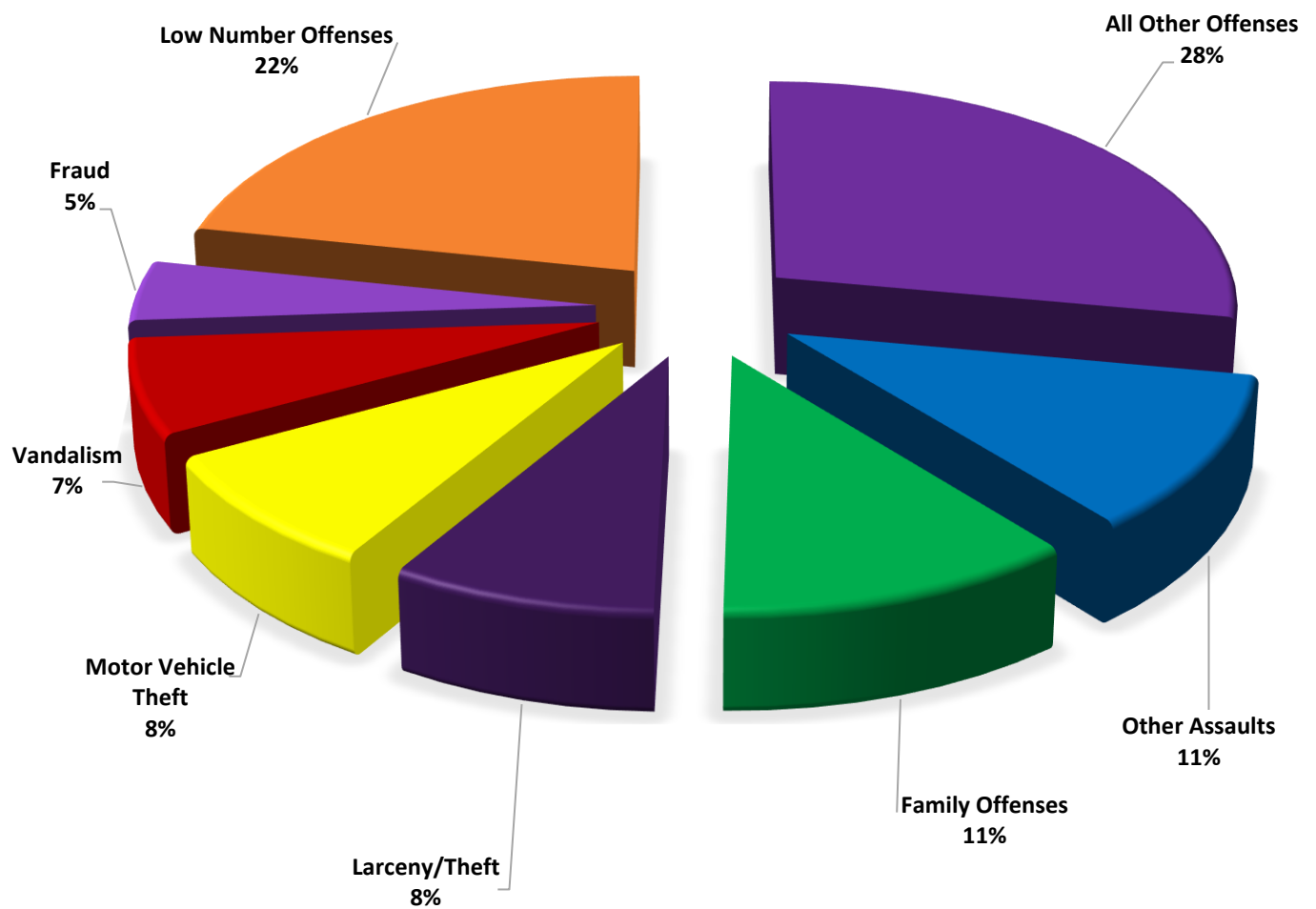
These figures represent preliminary counts of original Police Incident Reports and include all offenses within the above listed City Council District only. Full statistical analysis to determine the confidence level of this data has not been performed. The results contained herein are approximate in relation to the listed area and may not fully coincide with data shown in other areas of SLCPD's Crime Statistics page such as Calls for Service, Crimes Trending, and Crime Reports due to and reflective of departmental procedures that were in place at the time the event occurred and the date this data was compiled. Results displayed are not distinguished as attempted or completed crimes, do not include other calls for police service, and only represent police service where a report was made. Police Incident Reports are classified by primary offense categories as defined by the Uniform Crime Reporting (UCR) system, however for this report all offenses are included, and each incident may have more than one offense listed on it. In cases where there is more than one offense listed, all offenses are counted individually. Although every reasonable verification effort is made, the accuracy of any data is subject to the constraints of the report generation process as well as the manner, format, and point in time of any query.

PART I OFFENSES:	Chosen by the FBI as Part I Offenses because they are serious crimes that occur with regularity in all areas of the country and are likely to be reported to Police.
PART II OFFENSES:	All other crimes other than the eight Part I Offenses. The Uniform Crime Reporting Program gathers only arrest data for Part II Offenses, however, SLCPD results displayed in this document display all Part II Offenses, regardless of the presence of arrest data.
ALL OTHER OFFENSES:	Under the Part II Offense section, 'All Other Offenses' include Peeping Tom, Trespass, Kidnap/Abduction, Pornography, Extortion/Blackmail, Bribery, Warrants, Sexual Offenses, Obstruction, Public Peace, and Hit & Run.
NON-UCR OFFENSES:	Non-UCR Offenses include reports for all other offenses not classified as a Part I or Part II Offense. Results displayed separate some of these offenses such as Ambulance Calls, Deaths, Missing Persons, Suicides, Suspicious Activity, and Traffic Accidents.
ALL OTHER NON-UCR:	Under the Non-UCR category, 'All Other' include the remainder of offenses not classified as Part I or Part II and not separated from the Non-UCR Offenses. These include things such as Loud Parties, Barking Dogs, Mentally Ill Subjects, Citizen Assistance, etc.
LOW NUMBER OFFENSES:	On page two, in the interest of space and allowing for easier viewing, the category titled 'Low Number Offenses' include Part I and Part II Offenses from page one that have totals under the amount of 11.

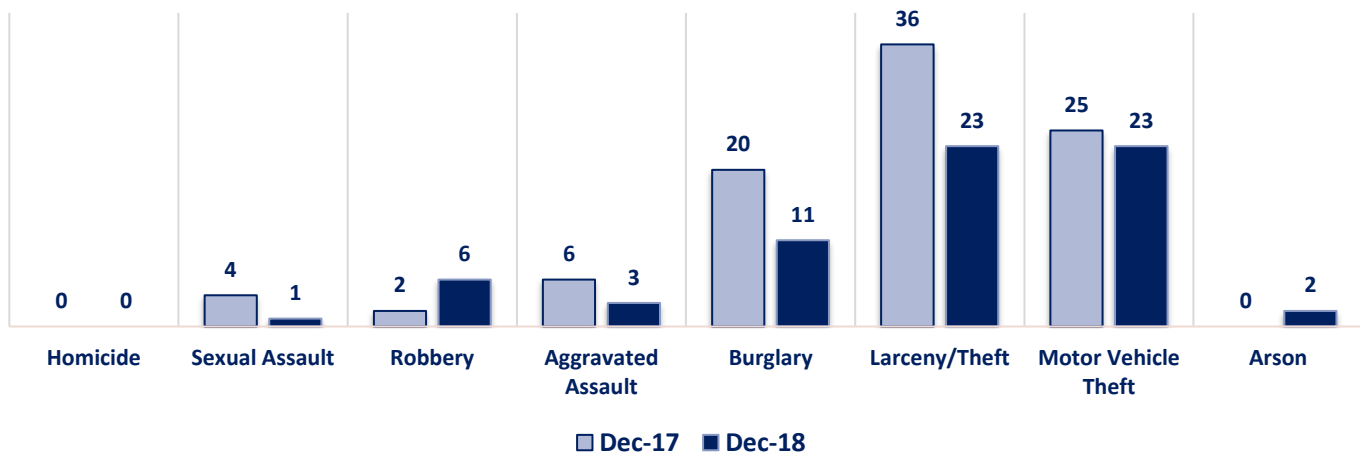
Offenses

PART I OFFENSES	OFFENSE	DEC 17	DEC 18	OFFENSE	DEC 17	DEC 18	PART II OFFENSES
	Homicide	0	0	Other Assaults	32	31	
	Sexual Assault	4	1	Forgery/Counterfeit	3	5	
	Robbery	2	6	Fraud	20	12	
	Aggravated Assault	6	3	Embezzlement	0	0	
	Burglary	20	11	Stolen Property	2	0	
	Larceny/Theft	36	23	Vandalism	24	19	
	Motor Vehicle Theft	25	23	Weapons	2	4	
	Arson	0	2	Prostitution	1	2	
NON-UCR OFFENSES	PART I TOTALS	93	69	Sex Offenses	2	1	PART II OFFENSES
	Ambulance Calls	8	8	Drug Abuse	6	11	
	Deaths	4	2	Gambling	0	0	
	Missing Persons	3	5	Family Offenses	32	31	
	Suicides	0	0	DUI	3	3	
	Suspicious Activity	9	14	Liquor Laws	1	1	
	Traffic Accidents	0	0	Drunkenness	6	6	
	All Other	141	182	Disorderly Conduct	1	1	
	NON-UCR TOTALS	165	211	All Other Offenses	68	77	
TOTALS	PART I OFFENSES	93	69	Curfew/Loitering	0	0	PART II OFFENSES
	PART II OFFENSES	213	207	Runaway	10	3	
	NON-UCR OFFENSES	165	211	PART II TOTALS	213	207	
	TOTAL	558	513				

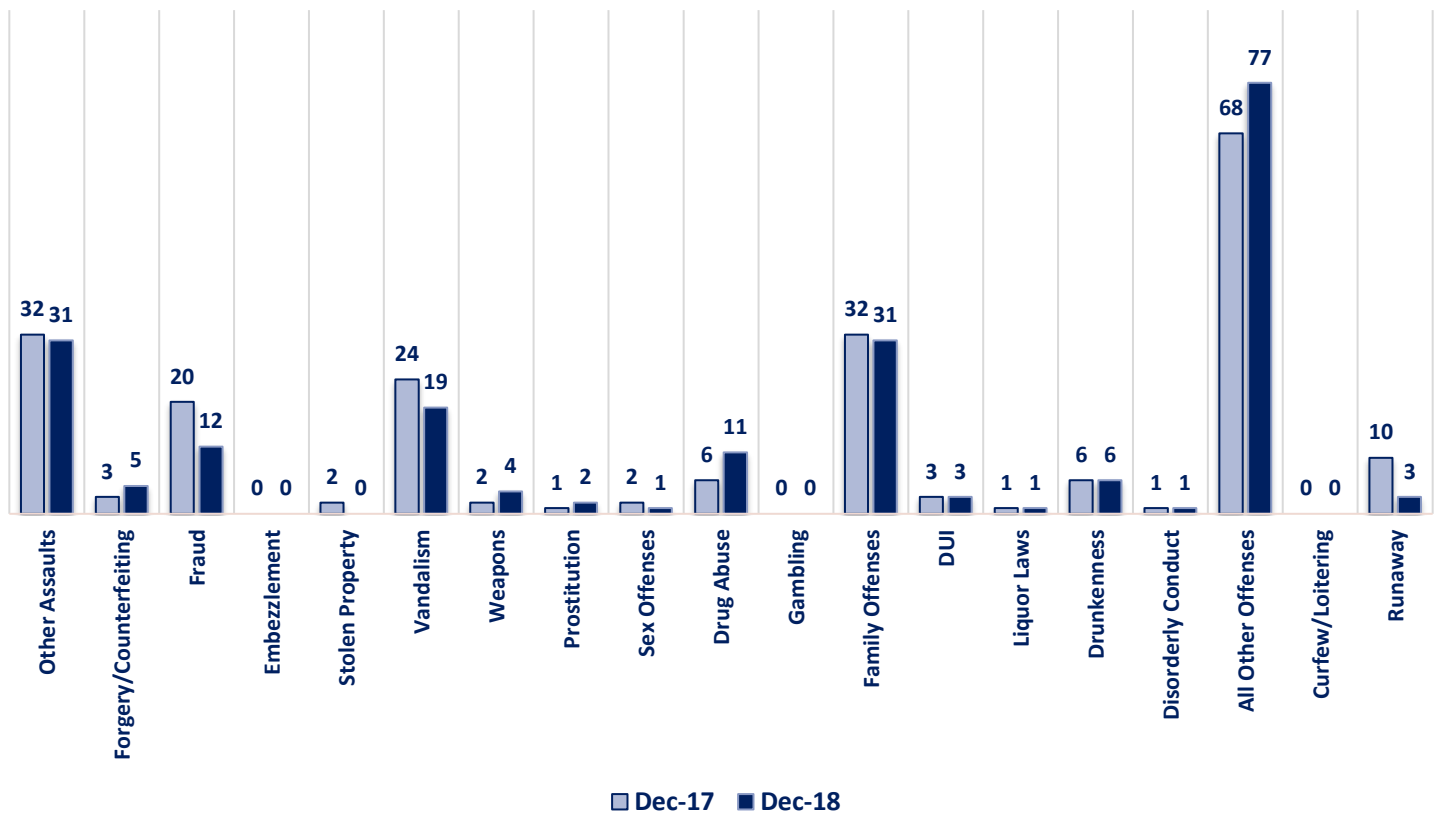
DECEMBER 2018 - PART I & II OFFENSE PERCENTAGES



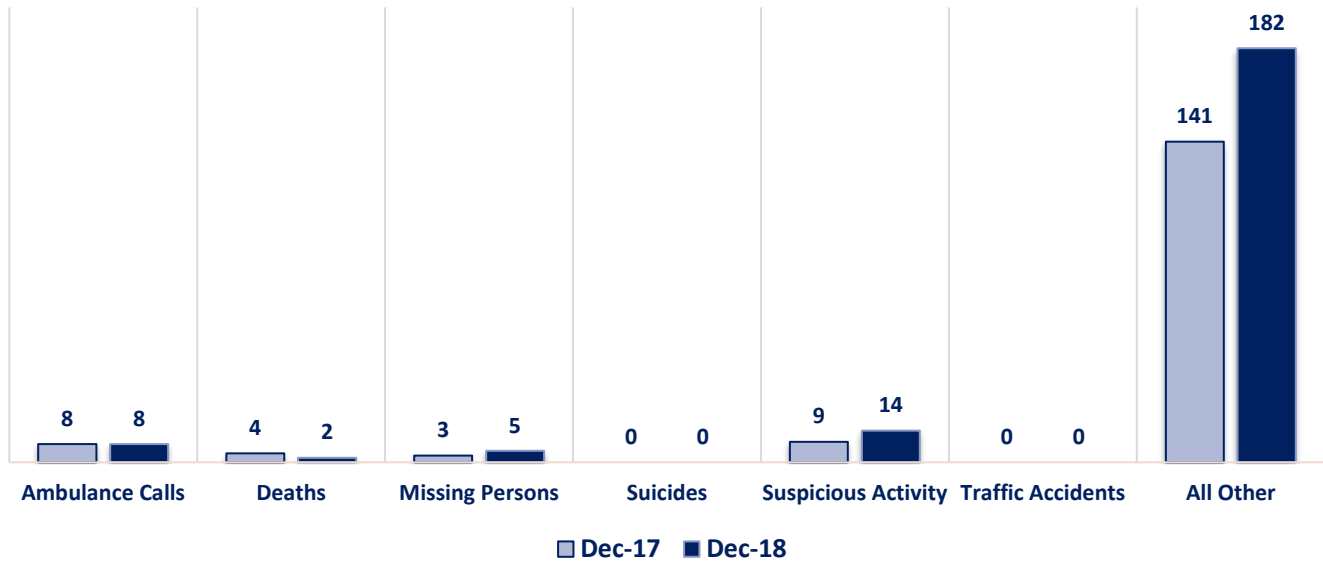
Part I Offenses



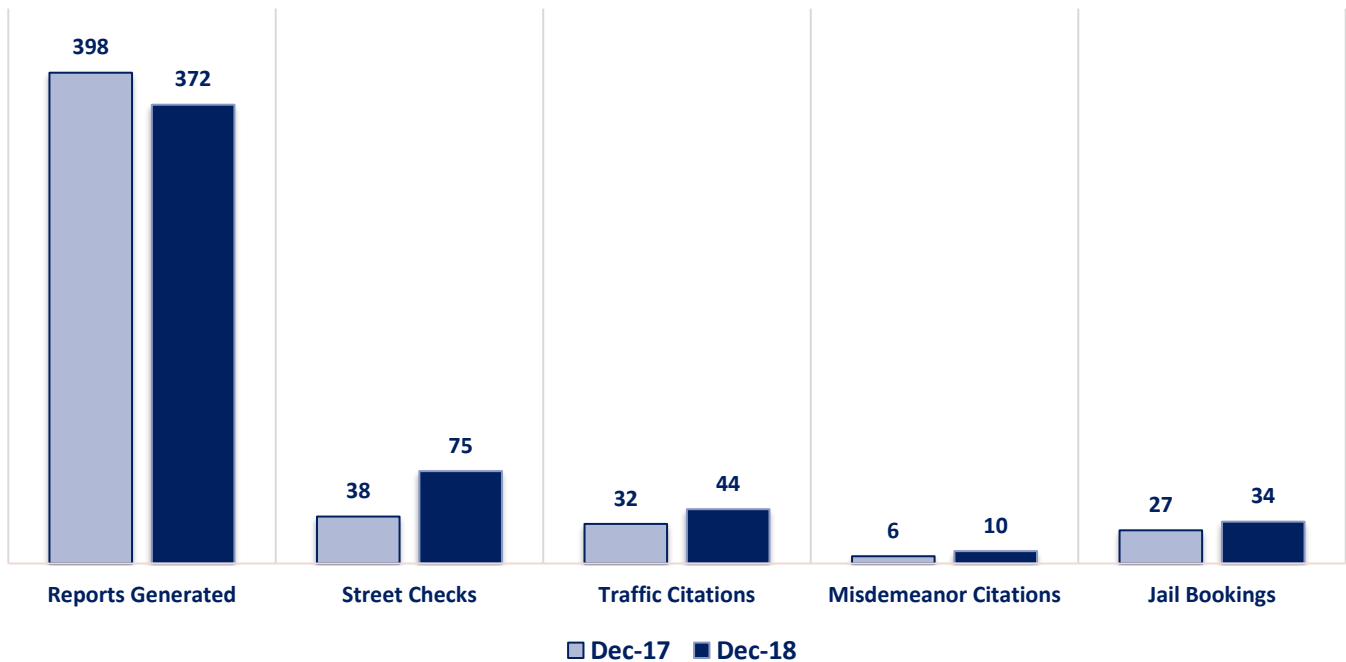
Part II Offenses



Non-UCR Offenses

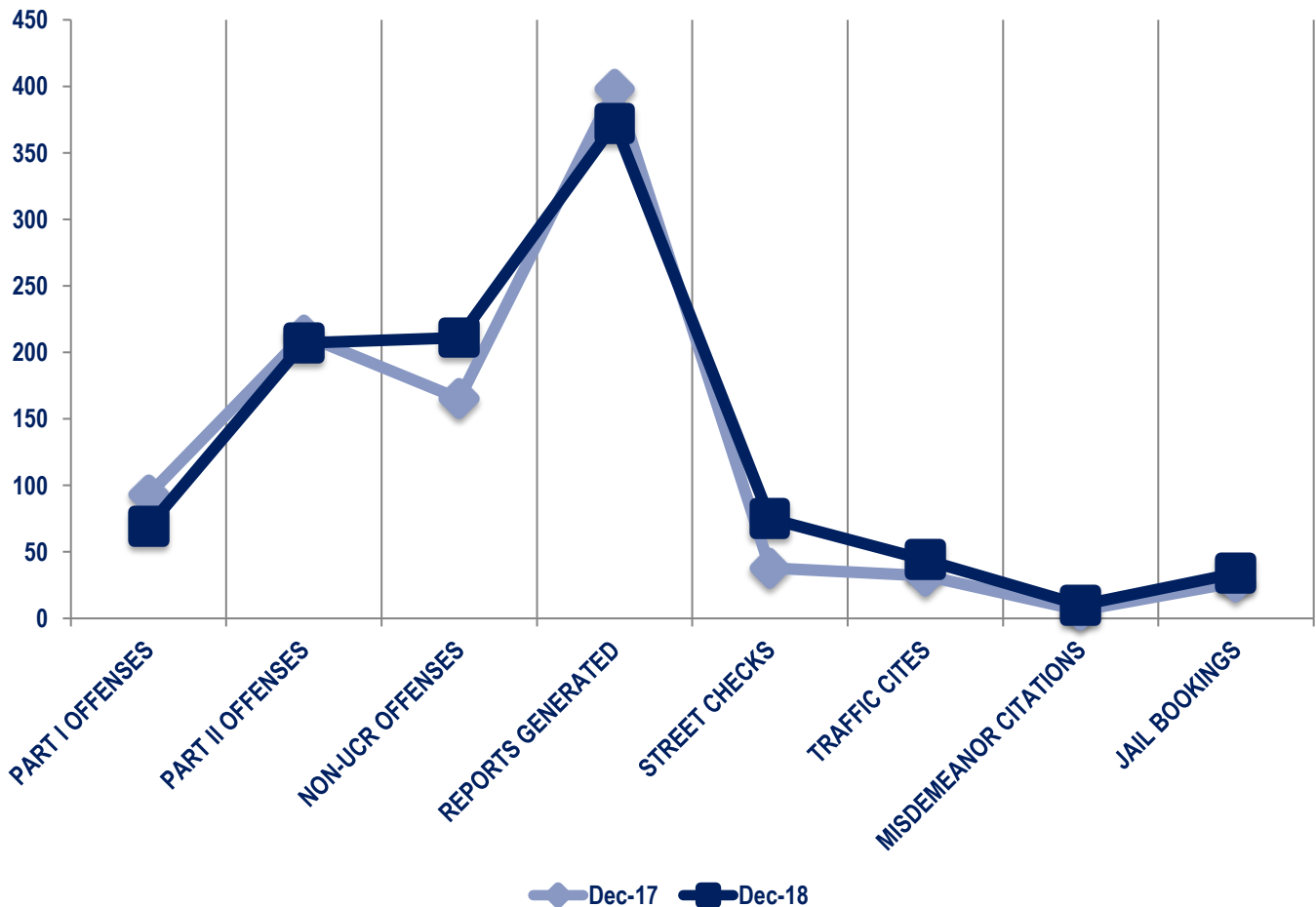


Other Event Totals



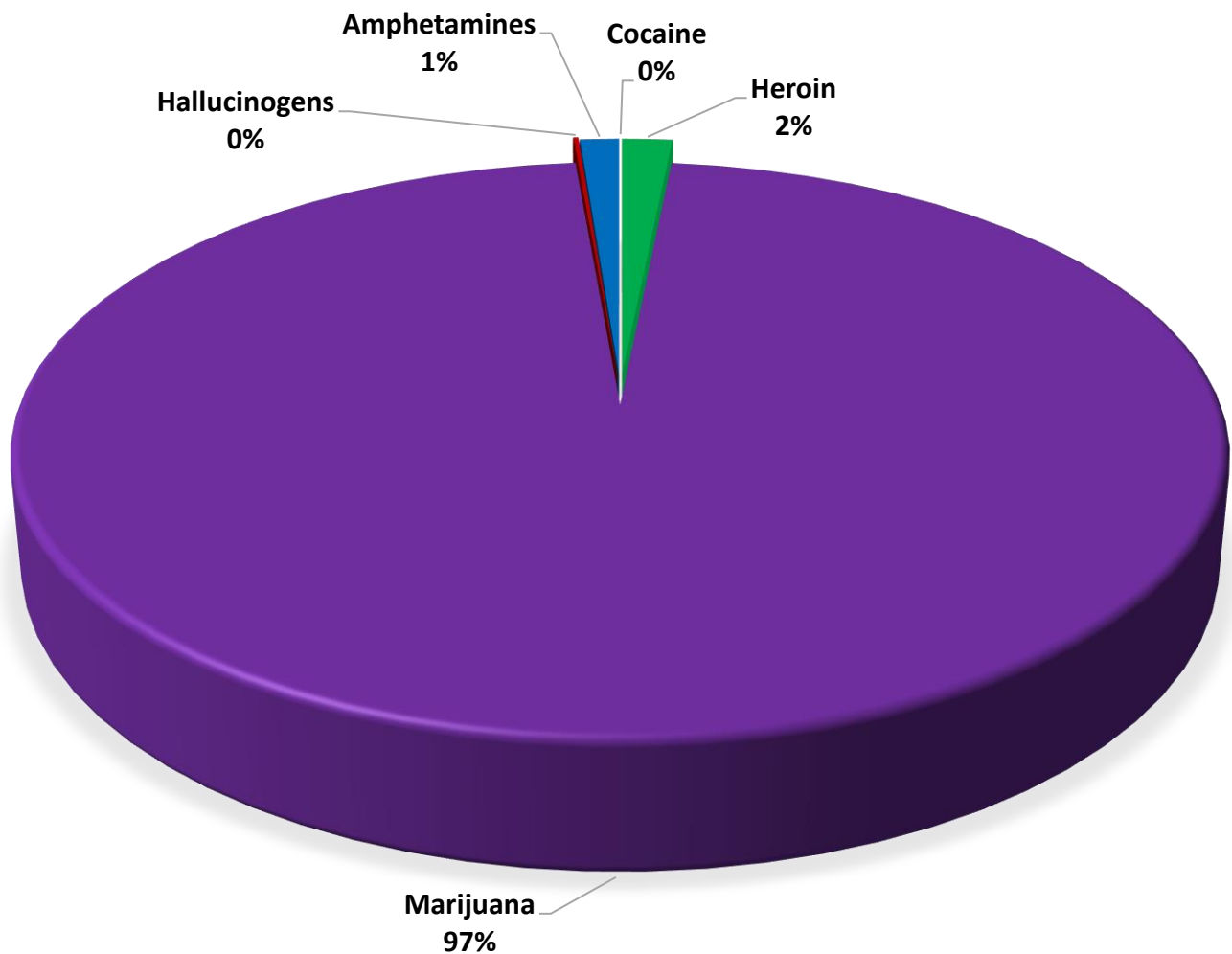
Combined Offense/Event Trends

	DEC 2017	DEC 2018
Part I Offenses	93	69
Part II Offenses	213	207
NonUCR Offenses	165	211
Reports Generated	398	372
Street Checks	38	75
Traffic Citations	32	44
Misdemeanor Citations	6	10
Jail Bookings	27	34



Seized Drugs

TYPE	DOSES	STREET VALUE
Cocaine	0.0	\$ -
Heroin	145.0	\$ 1,450.00
Marijuana	8918.4	\$ 53,510.69
Hallucinogens	14.1	\$ 28.22
Amphetamines	112.1	\$ 1,121.00
TOTAL	9189.7	\$ 56,109.91



Part I & II Offenses - One Year

