



CITY COUNCIL DISTRICT #2

MONTHLY OFFENSE SUMMARY

JANUARY 2018

These figures represent preliminary counts of original Police Incident Reports and include all offenses within the above listed City Council District only. Full statistical analysis to determine the confidence level of this data has not been performed. The results contained herein are approximate in relation to the listed area and may not fully coincide with data shown in other areas of SLCPD's Crime Statistics page such as Calls for Service, Crimes Trending, and Crime Reports due to and reflective of departmental procedures that were in place at the time the event occurred and the date this data was compiled. Results displayed are not distinguished as attempted or completed crimes, do not include other calls for police service, and only represent police service where a report was made. Police Incident Reports are classified by primary offense categories as defined by the Uniform Crime Reporting (UCR) system. However, data is not subjected to any other standards set forth under UCR. Although every reasonable verification effort is made, the accuracy of any data is subject to the constraints of the report generation process as well as the manner, format, and point in time of any query.

PART I OFFENSES:	Chosen by the FBI as Part I Offenses because they are serious crimes that occur with regularity in all areas of the country and are likely to be reported to Police.
PART II OFFENSES:	All other crimes other than the eight Part I Offenses. The Uniform Crime Reporting Program gathers only arrest data for Part II Offenses, however, SLCPD results displayed in this document display all Part II Offenses, regardless of the presence of arrest data.
ALL OTHER OFFENSES:	Under the Part II Offense section, 'All Other Offenses' include Peeping Tom, Trespass, Kidnap/Abduction, Pornography, Extortion/Blackmail, Bribery, Warrants, Sexual Offenses, Obstruction, Public Peace, and Hit & Run.
NON-UCR OFFENSES:	Non-UCR Offenses include reports for all other offenses not classified as a Part I or Part II Offense. Results displayed separate some of these offenses such as Ambulance Calls, Deaths, Missing Persons, Suicides, Suspicious Activity, and Traffic Accidents.
ALL OTHER NON-UCR:	Under the Non-UCR category, 'All Other' include the remainder of offenses not classified as Part I or Part II and not separated from the Non-UCR Offenses. These include things such as Loud Parties, Barking Dogs, Mentally Ill Subjects, Citizen Assistance, etc.
LOW NUMBER OFFENSES:	On page two, in the interest of space and allowing for easier viewing, the category titled 'Low Number Offenses' include Part I and Part II Offenses from page one that have totals under the amount of 30.

Offenses

PART I OFFENSES

OFFENSE	JAN 17	JAN 18
Homicide	0	0
Sexual Assault	2	1
Robbery	4	9
Aggravated Assault	8	16
Burglary	24	38
Larceny/Theft	116	96
Motor Vehicle Theft	54	35
Arson	0	1
PART I TOTALS	208	196

NON-UCR OFFENSES

Ambulance Calls	10	12
Deaths	5	4
Missing Persons	8	4
Suicides	0	0
Suspicious Activity	18	11
Traffic Accidents	93	83
All Other	271	238
NON-UCR TOTALS	405	352

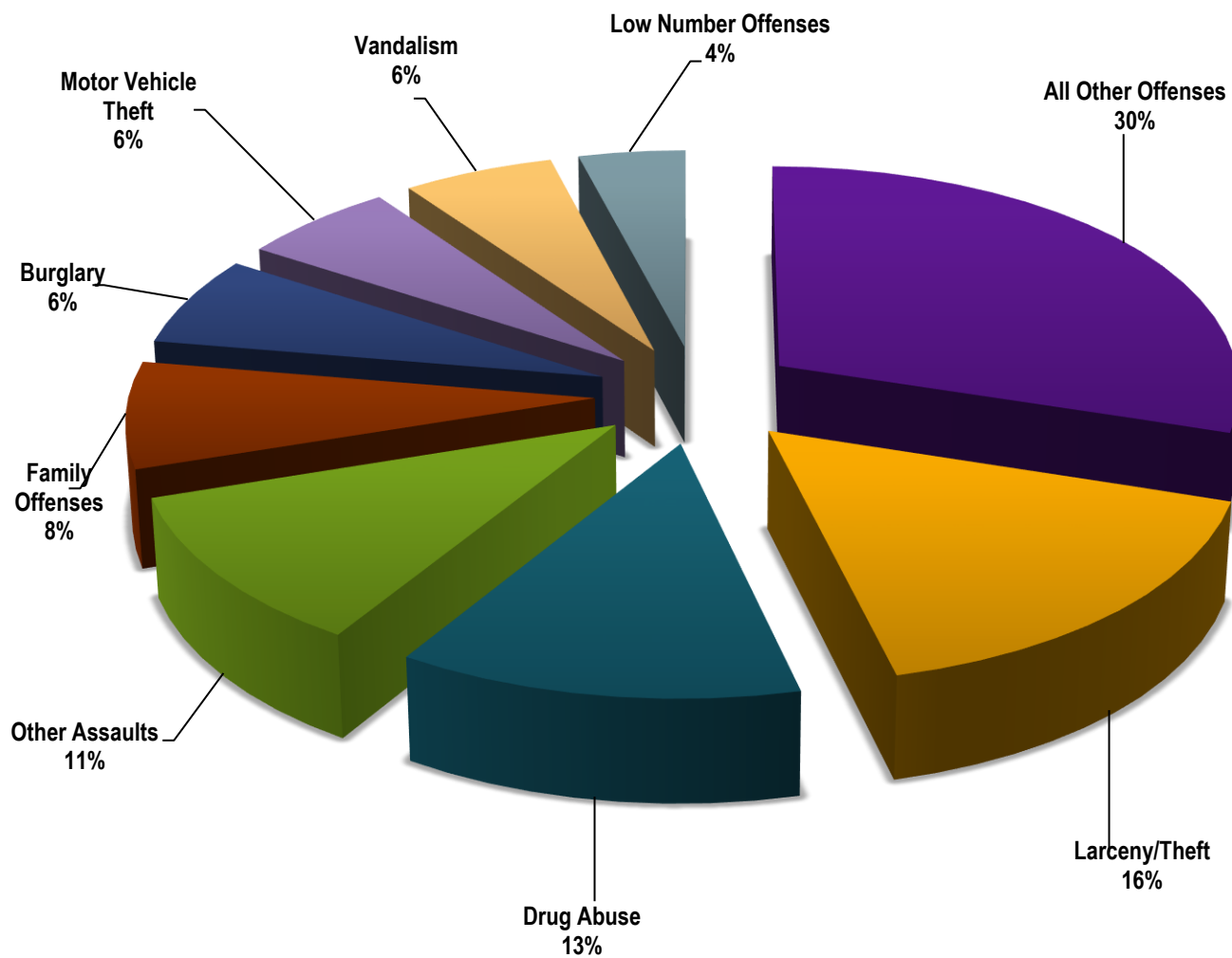
TOTALS

PART I OFFENSES	208	196
PART II OFFENSES	494	482
NON-UCR OFFENSES	405	352
TOTAL	1107	1030

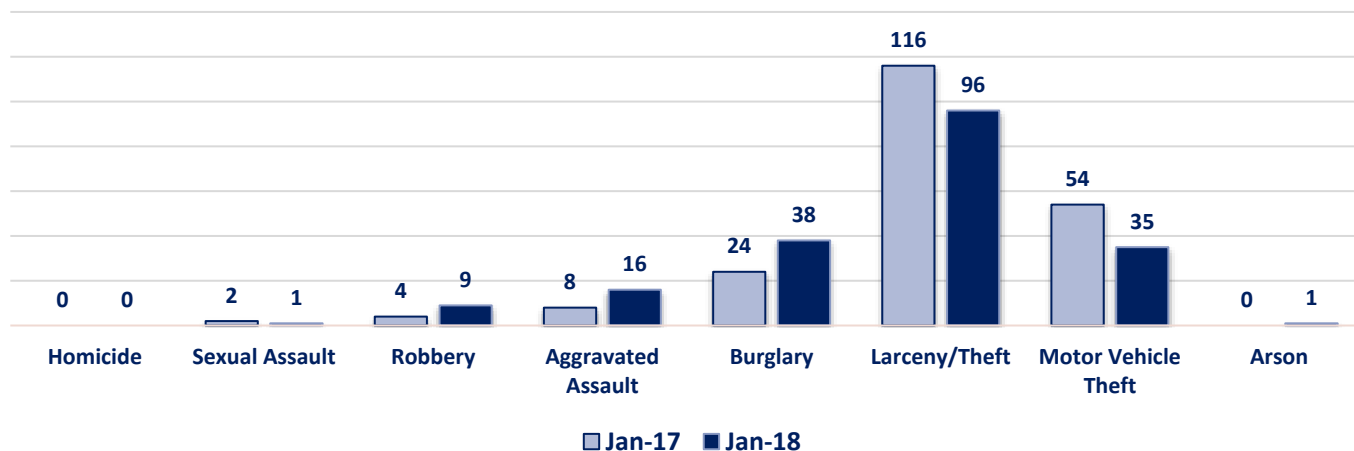
PART II OFFENSES

Other Assaults	49	65
Forgery/Counterfeit	16	6
Fraud	22	24
Embezzlement	0	0
Stolen Property	5	5
Vandalism	48	34
Weapons	8	7
Prostitution	7	6
Sex Offenses	2	1
Drug Abuse	61	74
Gambling	0	0
Family Offenses	36	45
DUI	20	13
Liquor Laws	3	3
Drunkenness	11	9
Disorderly Conduct	8	6
All Other Offenses	185	175
Curfew/Loitering	0	0
Runaway	13	9
PART II TOTALS	494	482

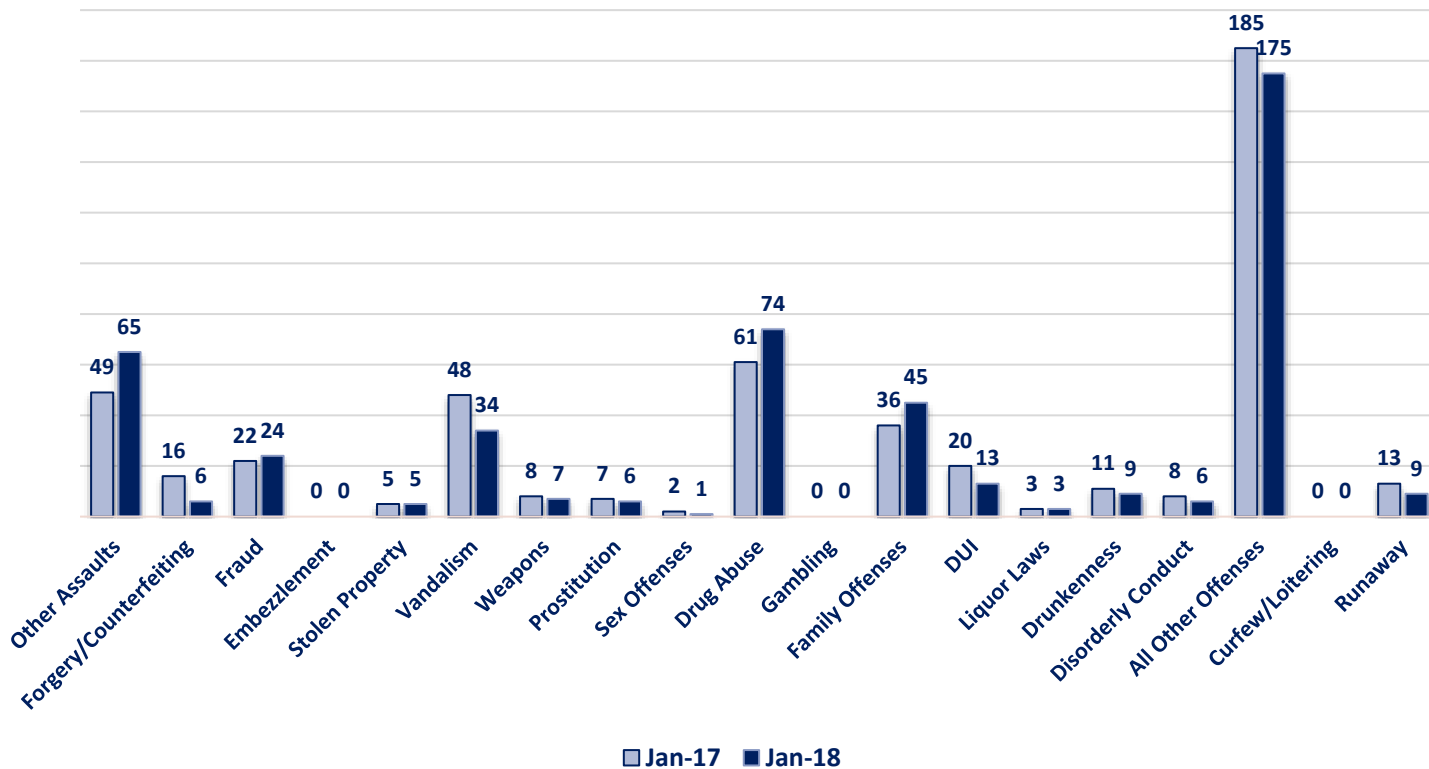
JANUARY 2018 - Part I & II Offense Percentages



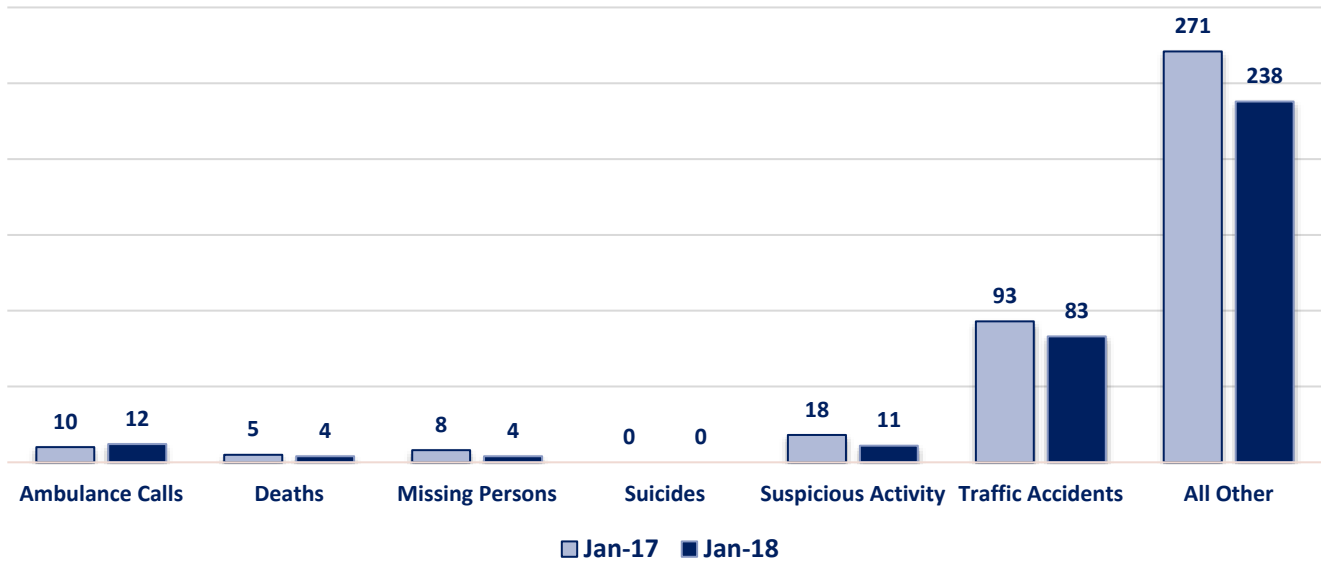
Part I Offenses



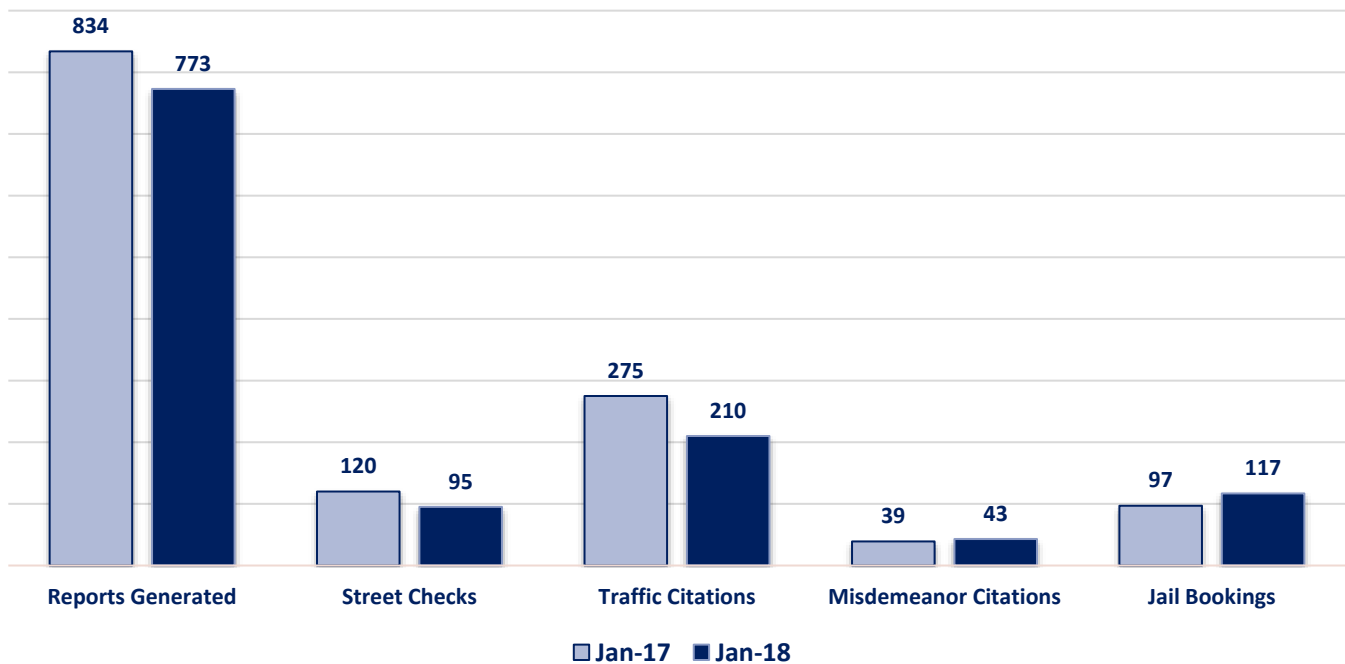
Part II Offenses



Non-UCR Offenses

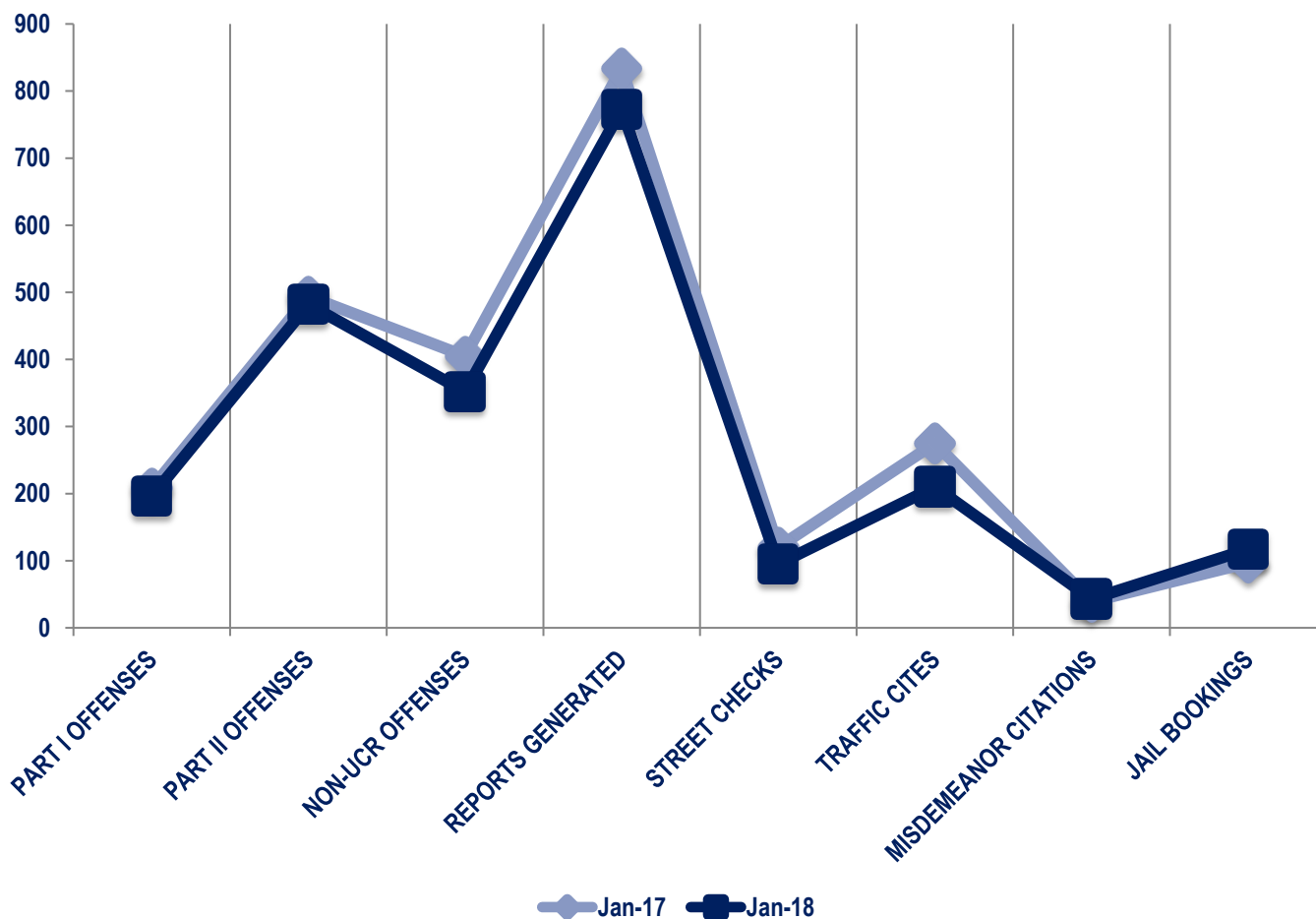


Other Event Totals



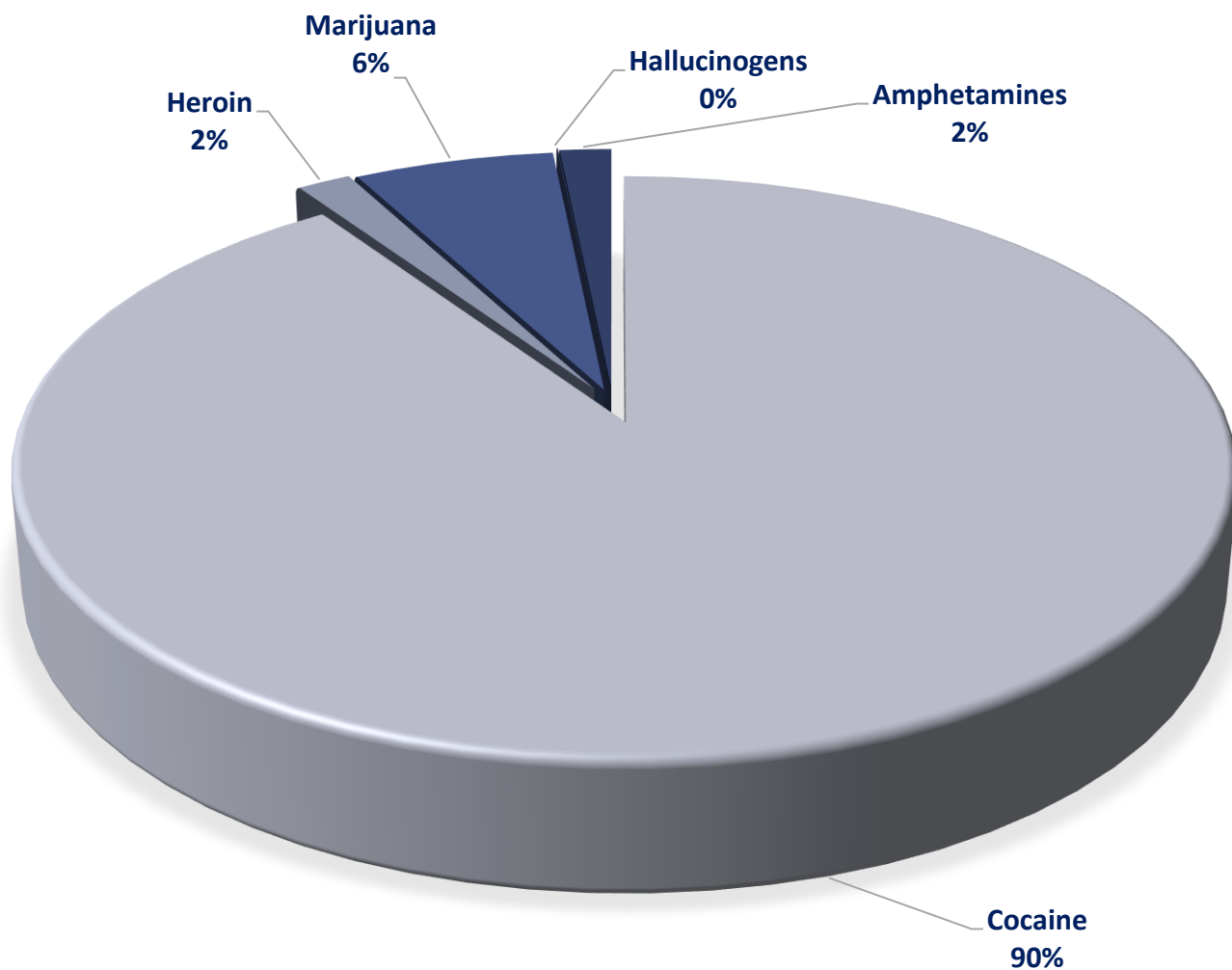
Combined Offense/Event Trends

	JAN 17	JAN 18
Part I Offenses	208	196
Part II Offenses	494	482
NonUCR Offenses	405	352
Reports Generated	834	773
Street Checks	120	95
Traffic Citations	275	210
Misdemeanor Citations	39	43
Jail Bookings	97	117

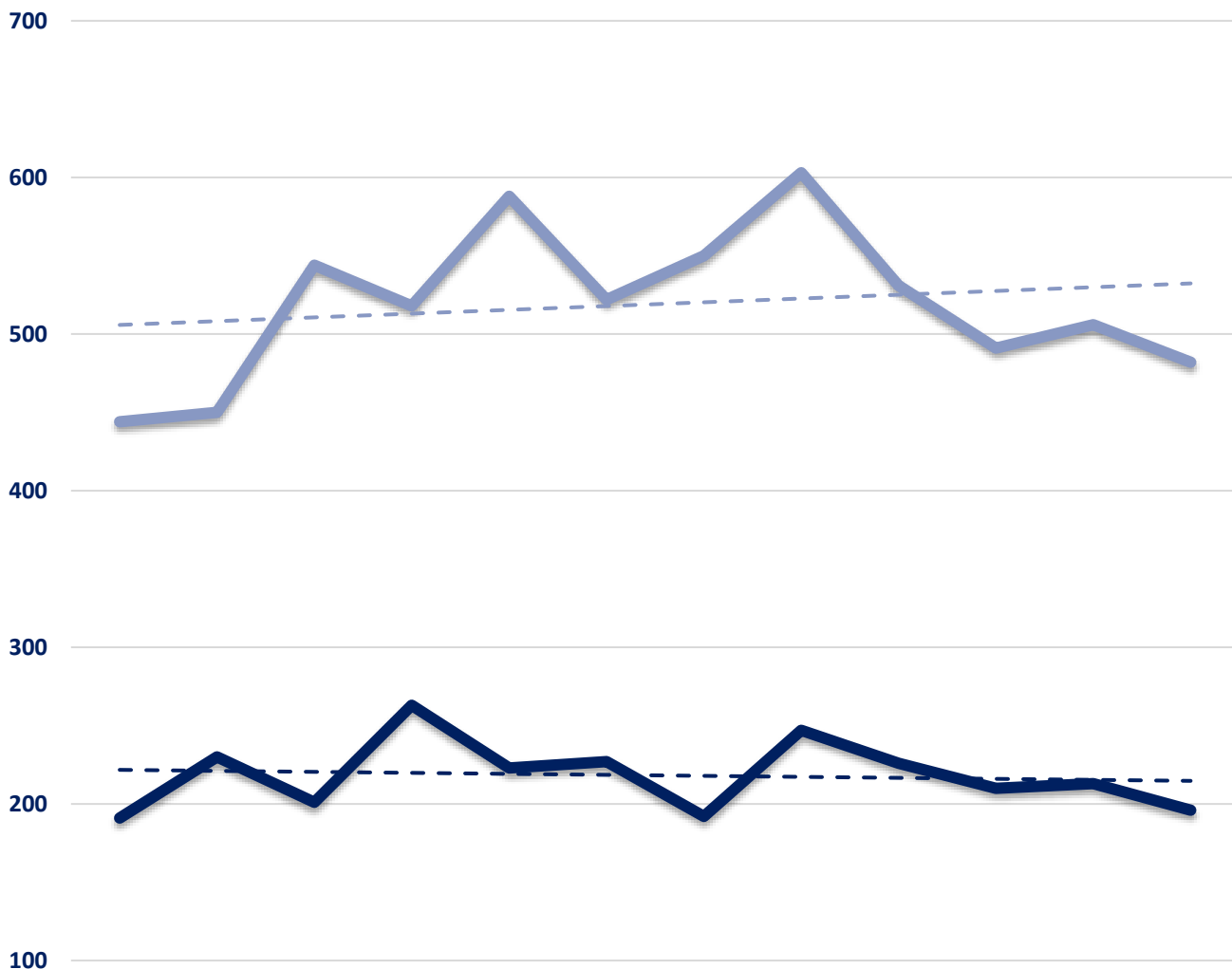


Seized Drugs

TYPE	DOSES	STREET VALUE
Cocaine	9694.7	\$ 96,946.63
Heroin	180.0	\$ 1,800.00
Marijuana	668.5	\$ 4,010.99
Hallucinogens	2.0	\$ 4.00
Amphetamines	171.5	\$ 1,715.00
TOTAL	10716.7	\$ 104,476.63



Part I & II Offenses - One Year



	FEB 2017	MAR 2017	APR 2017	MAY 2017	JUN 2017	JUL 2017	AUG 2017	SEP 2017	OCT 2017	NOV 2017	DEC 2017	JAN 2018
PART I	191	230	201	263	223	227	192	247	226	210	213	196
PART II	444	450	544	518	588	522	550	603	531	491	506	482

— PART I
 — PART II
 - - - Part I Linear Forecast
 - - - Part II Linear Forecast



CITY COUNCIL DISTRICT #2

MONTHLY OFFENSE SUMMARY

FEBRUARY 2018

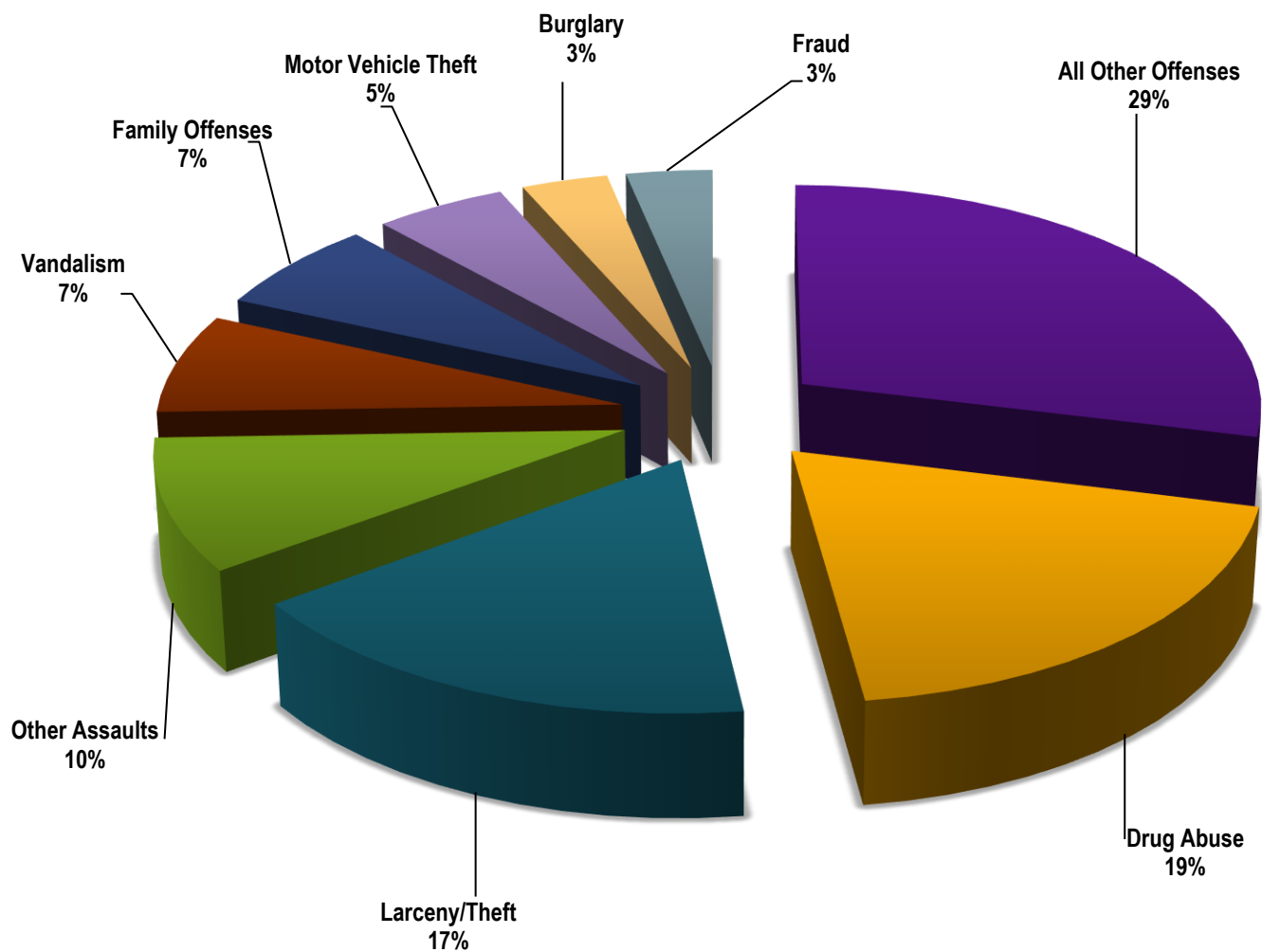
These figures represent preliminary counts of original Police Incident Reports and include all offenses within the above listed City Council District only. Full statistical analysis to determine the confidence level of this data has not been performed. The results contained herein are approximate in relation to the listed area and may not fully coincide with data shown in other areas of SLCPD's Crime Statistics page such as Calls for Service, Crimes Trending, and Crime Reports due to and reflective of departmental procedures that were in place at the time the event occurred and the date this data was compiled. Results displayed are not distinguished as attempted or completed crimes, do not include other calls for police service, and only represent police service where a report was made. Police Incident Reports are classified by primary offense categories as defined by the Uniform Crime Reporting (UCR) system. However, data is not subjected to any other standards set forth under UCR. Although every reasonable verification effort is made, the accuracy of any data is subject to the constraints of the report generation process as well as the manner, format, and point in time of any query.

PART I OFFENSES:	Chosen by the FBI as Part I Offenses because they are serious crimes that occur with regularity in all areas of the country and are likely to be reported to Police.
PART II OFFENSES:	All other crimes other than the eight Part I Offenses. The Uniform Crime Reporting Program gathers only arrest data for Part II Offenses, however, SLCPD results displayed in this document display all Part II Offenses, regardless of the presence of arrest data.
ALL OTHER OFFENSES:	Under the Part II Offense section, 'All Other Offenses' include Peeping Tom, Trespass, Kidnap/Abduction, Pornography, Extortion/Blackmail, Bribery, Warrants, Sexual Offenses, Obstruction, Public Peace, and Hit & Run.
NON-UCR OFFENSES:	Non-UCR Offenses include reports for all other offenses not classified as a Part I or Part II Offense. Results displayed separate some of these offenses such as Ambulance Calls, Deaths, Missing Persons, Suicides, Suspicious Activity, and Traffic Accidents.
ALL OTHER NON-UCR:	Under the Non-UCR category, 'All Other' include the remainder of offenses not classified as Part I or Part II and not separated from the Non-UCR Offenses. These include things such as Loud Parties, Barking Dogs, Mentally Ill Subjects, Citizen Assistance, etc.
LOW NUMBER OFFENSES:	On page two, in the interest of space and allowing for easier viewing, the category titled 'Low Number Offenses' include Part I and Part II Offenses from page one that have totals under the amount of 10.

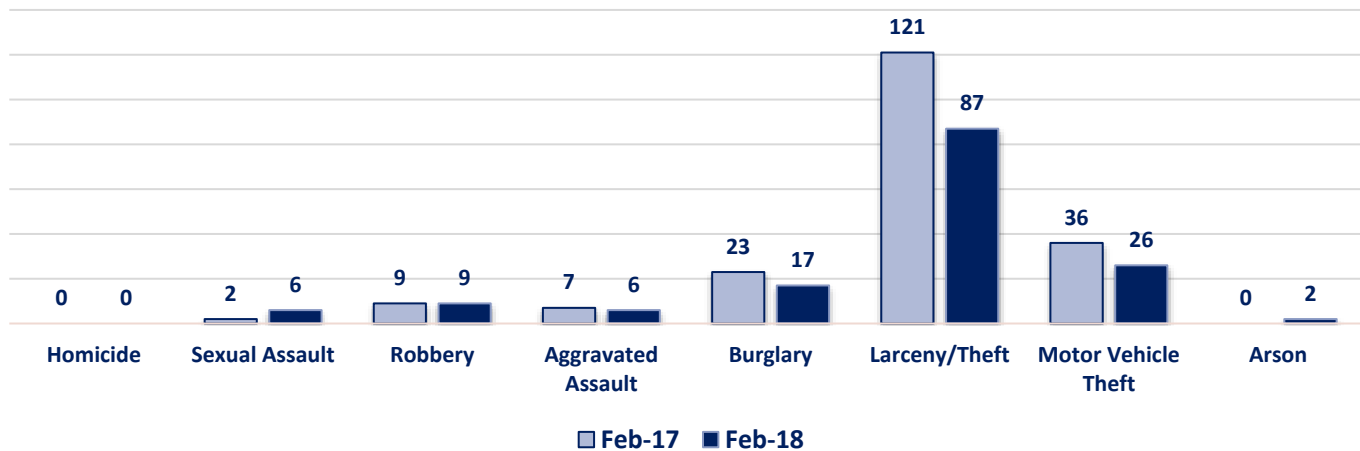
Offenses

PART I OFFENSES	OFFENSE	FEB 17	FEB 18	OFFENSE	FEB 17	FEB 18	
	Homicide	0	0	Other Assaults	46	49	
	Sexual Assault	2	6	Forgery/Counterfeit	10	7	
	Robbery	9	9	Fraud	26	17	
	Aggravated Assault	7	6	Embezzlement	0	0	
	Burglary	23	17	Stolen Property	4	5	
	Larceny/Theft	121	87	Vandalism	53	37	
	Motor Vehicle Theft	36	26	Weapons	9	5	
	Arson	0	2	Prostitution	2	6	
PART I TOTALS		198	153	Sex Offenses	2	4	
NON-UCR OFFENSES	Ambulance Calls	17	13	Drug Abuse	63	98	
	Deaths	4	1	Gambling	1	0	
	Missing Persons	10	7	Family Offenses	43	34	
	Suicides	0	0	DUI	13	7	
	Suspicious Activity	21	16	Liquor Laws	2	0	
	Traffic Accidents	65	76	Drunkenness	12	4	
	All Other	210	190	Disorderly Conduct	7	4	
	NON-UCR TOTALS		327	303	All Other Offenses	163	148
	PART I OFFENSES		198	153	Curfew/Loitering	0	0
PART II OFFENSES		464	435	Runaway	8	10	
NON-UCR OFFENSES		327	303	PART II TOTALS		464	435
TOTAL		989	891				

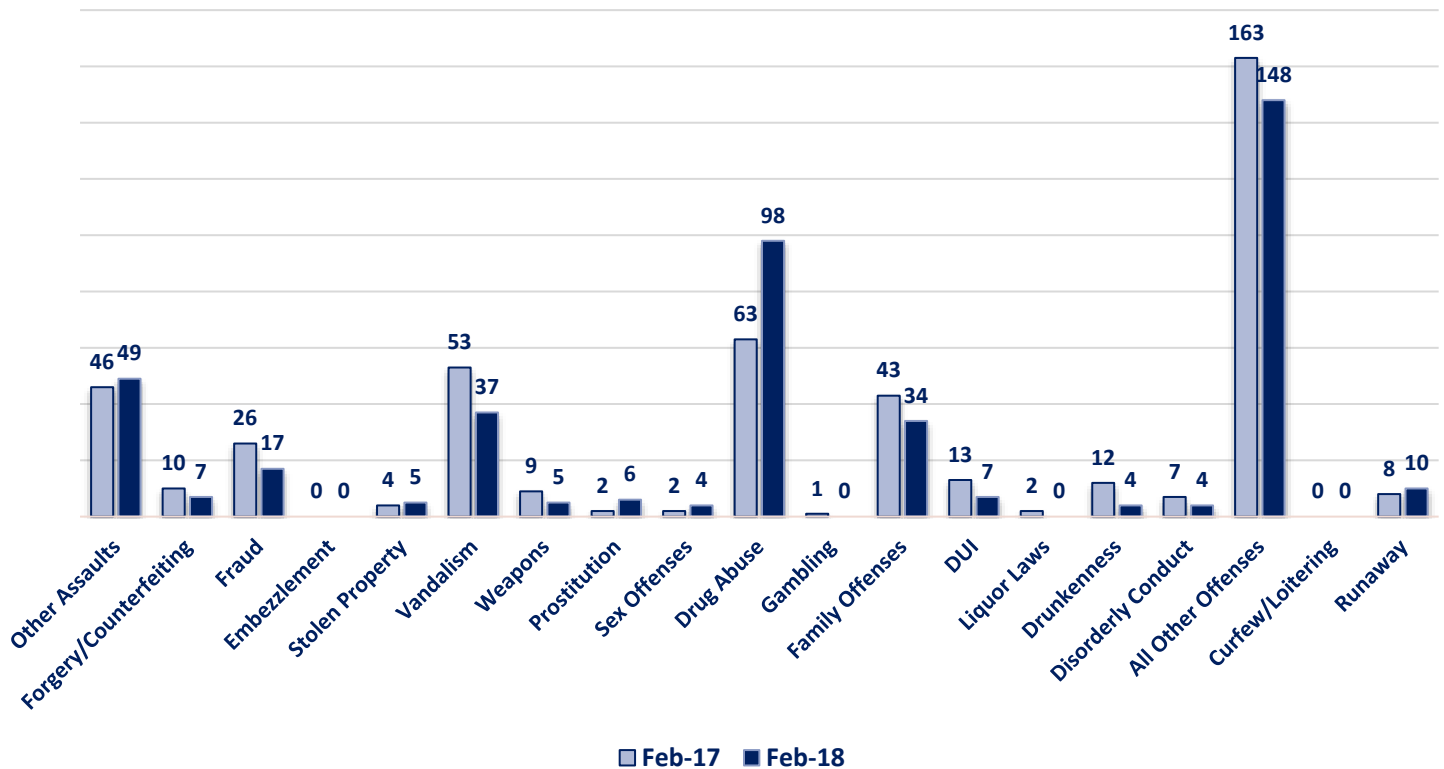
FEBRUARY 2018 - Part I & II Offense Percentages



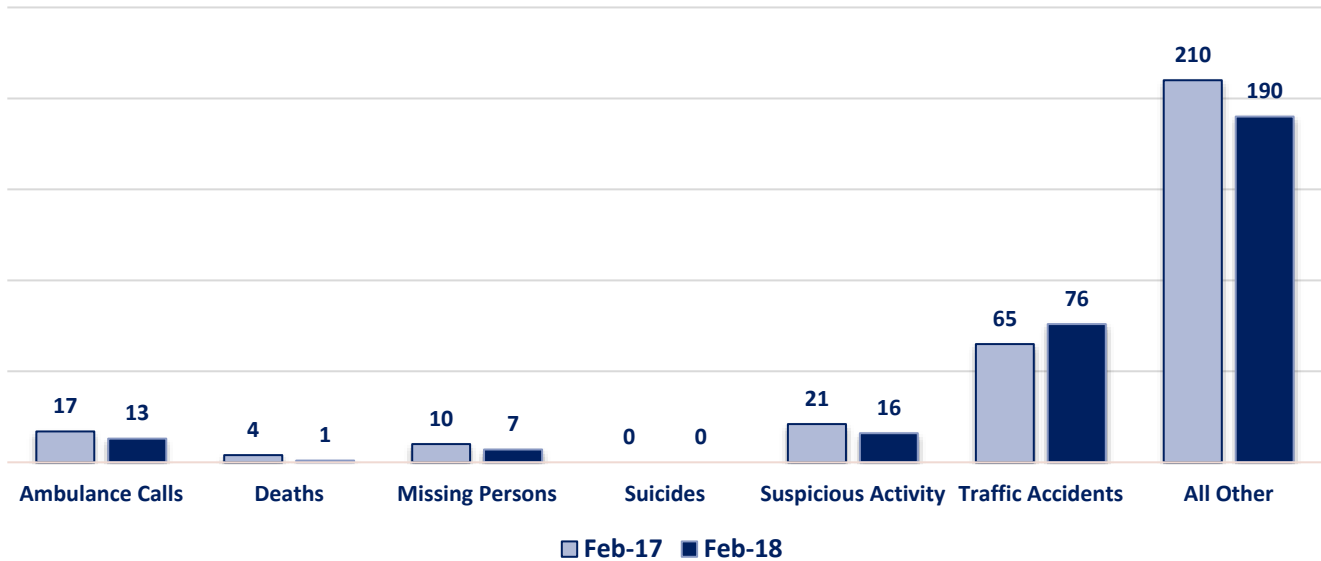
Part I Offenses



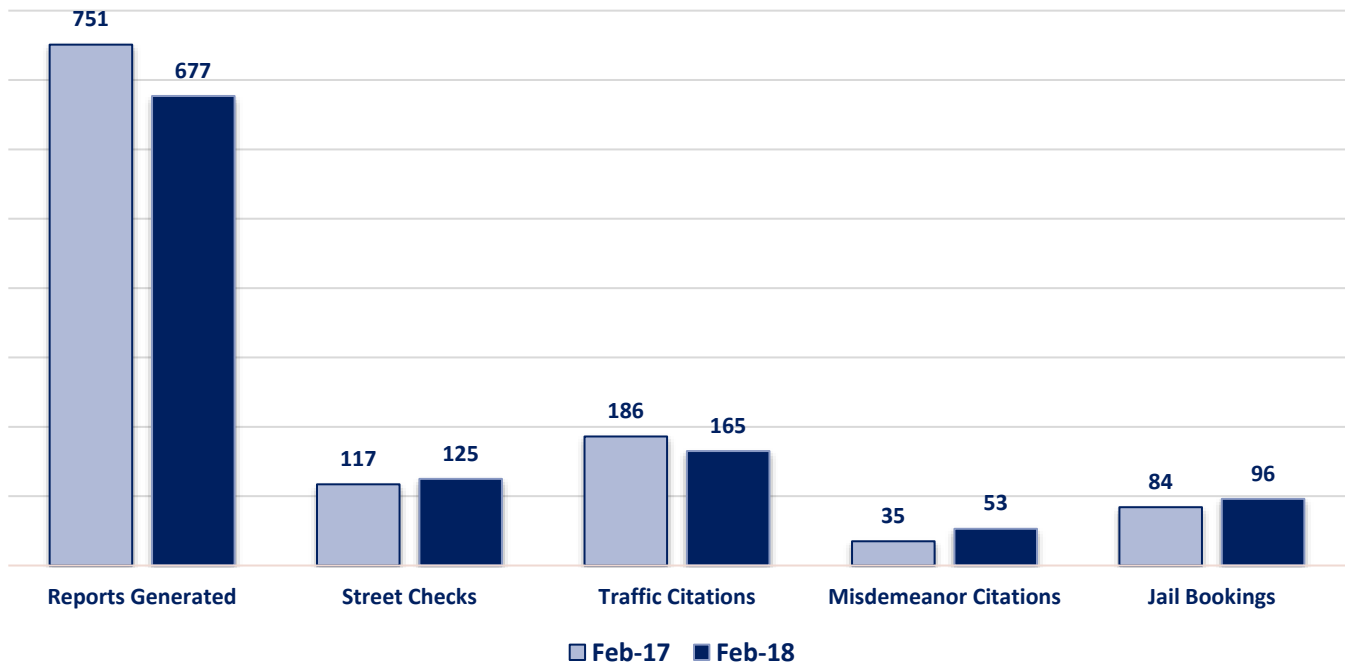
Part II Offenses



Non-UCR Offenses

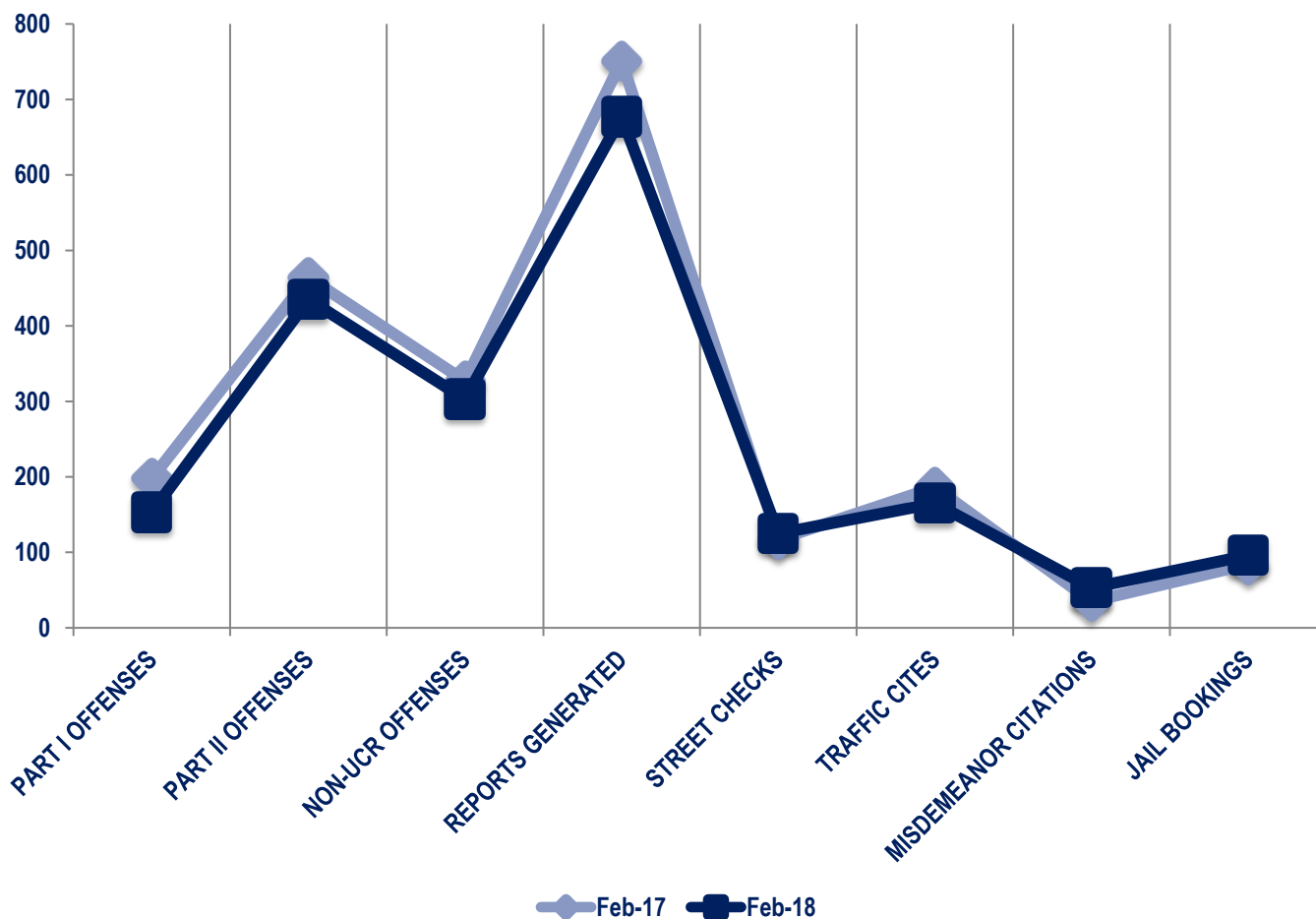


Other Event Totals



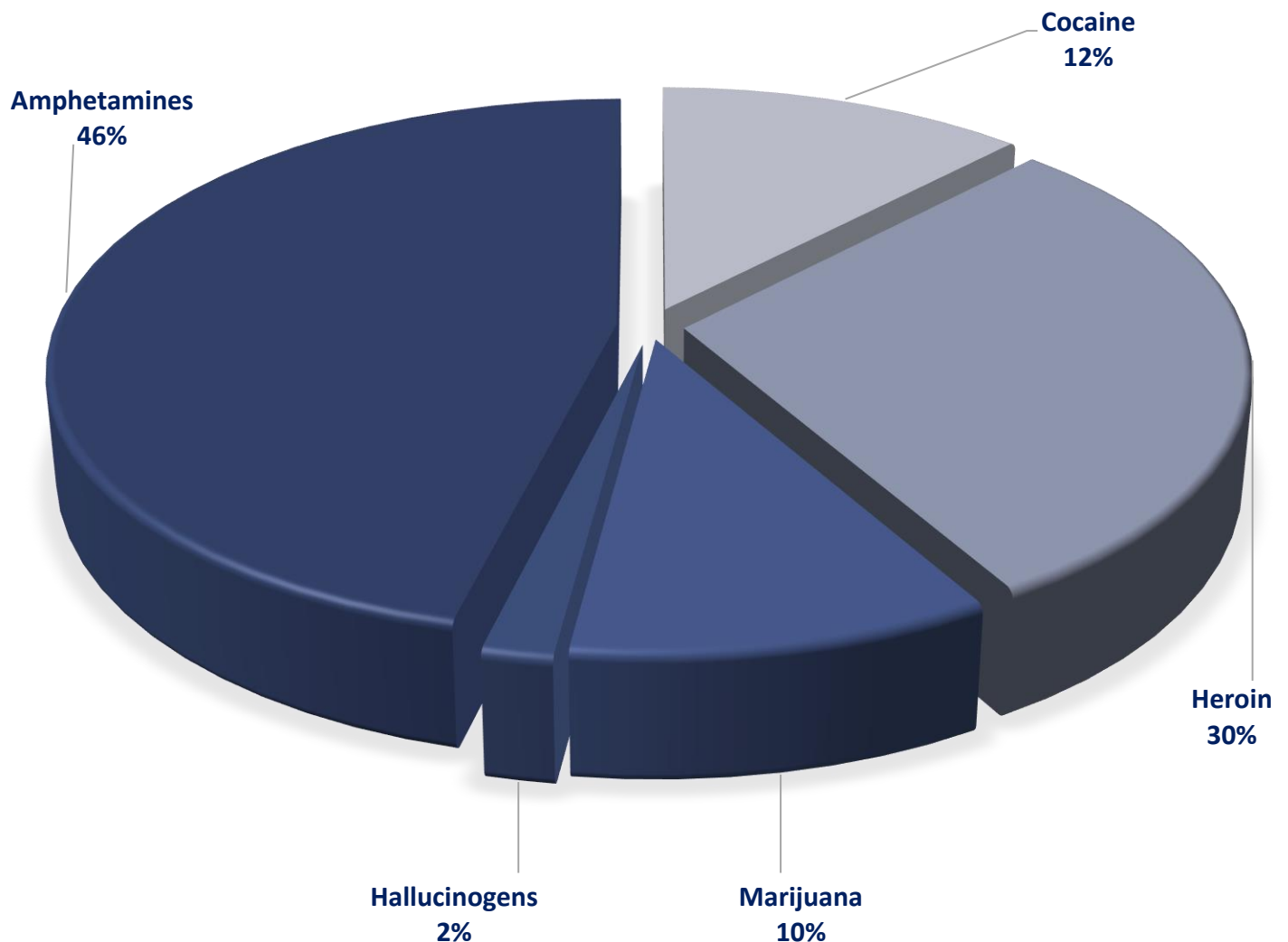
Combined Offense/Event Trends

	FEB 17	FEB 18
Part I Offenses	198	153
Part II Offenses	464	435
NonUCR Offenses	327	303
Reports Generated	751	677
Street Checks	117	125
Traffic Citations	186	165
Misdemeanor Citations	35	53
Jail Bookings	84	96

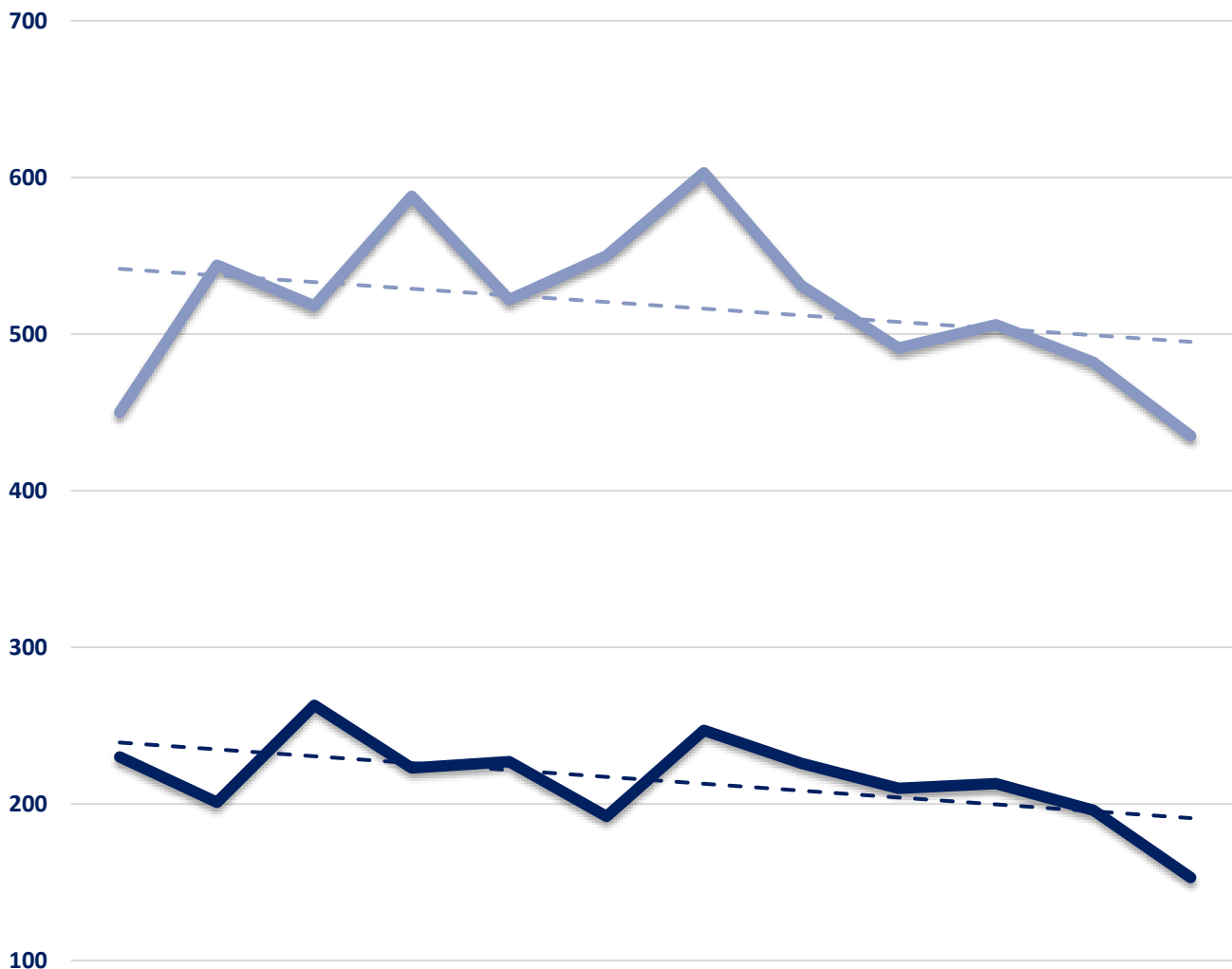


Seized Drugs

TYPE	DOSES	STREET VALUE
Cocaine	238.0	\$ 2,380.00
Heroin	573.0	\$ 5,730.00
Marijuana	202.9	\$ 1,217.52
Hallucinogens	34.3	\$ 68.60
Amphetamines	897.7	\$ 8,976.99
TOTAL	1945.9	\$ 18,373.11



Part I & II Offenses - One Year



	MAR 2017	APR 2017	MAY 2017	JUN 2017	JUL 2017	AUG 2017	SEP 2017	OCT 2017	NOV 2017	DEC 2017	JAN 2018	FEB 2018
PART I	230	201	263	223	227	192	247	226	210	213	196	153
PART II	450	544	518	588	522	550	603	531	491	506	482	435

— PART I
 — PART II
 - - - Part I Linear Forecast
 - - - Part II Linear Forecast



CITY COUNCIL DISTRICT #2

MONTHLY OFFENSE SUMMARY

MARCH 2018

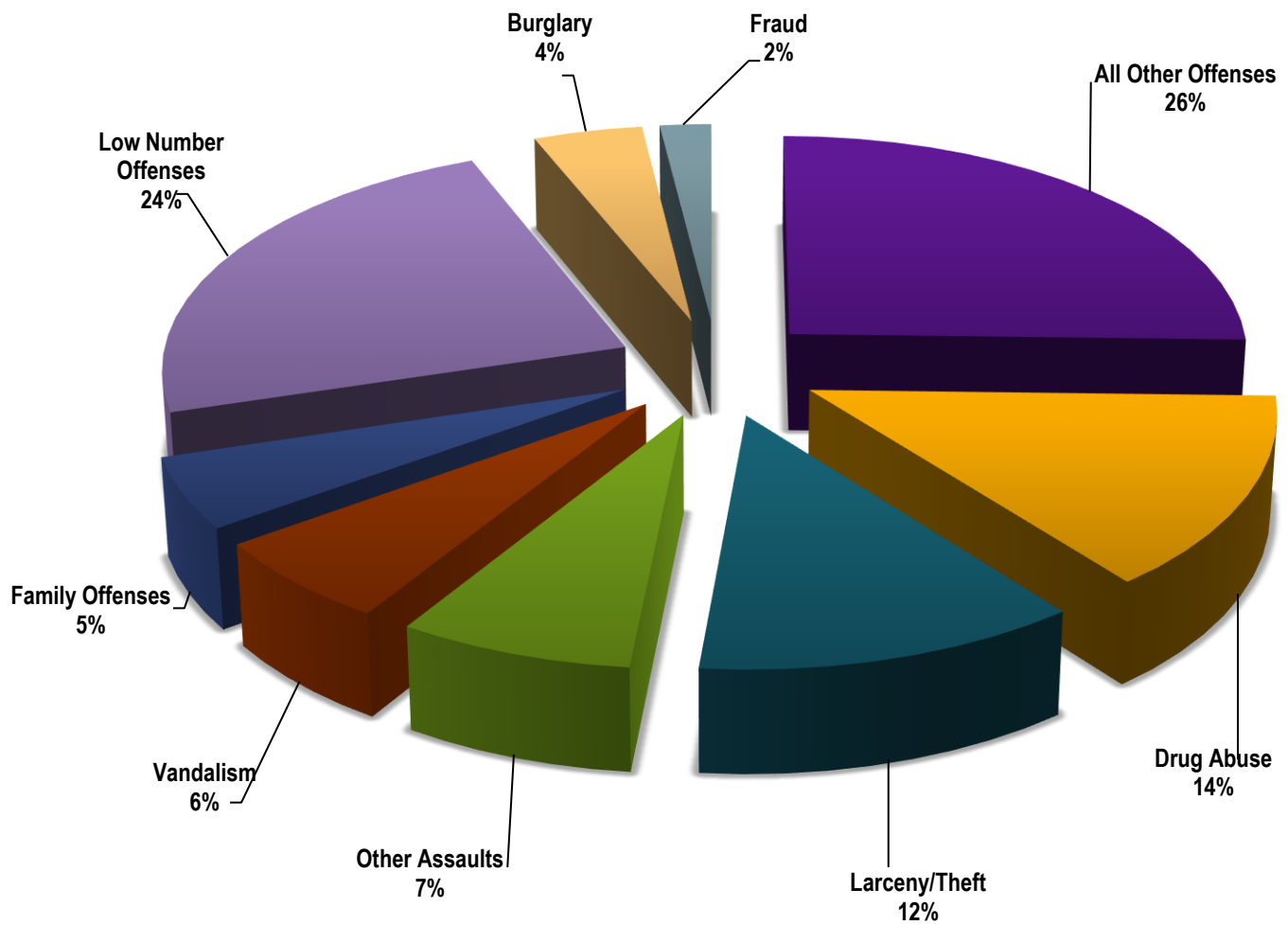
These figures represent preliminary counts of original Police Incident Reports and include all offenses within the above listed City Council District only. Full statistical analysis to determine the confidence level of this data has not been performed. The results contained herein are approximate in relation to the listed area and may not fully coincide with data shown in other areas of SLCPD's Crime Statistics page such as Calls for Service, Crimes Trending, and Crime Reports due to and reflective of departmental procedures that were in place at the time the event occurred and the date this data was compiled. Results displayed are not distinguished as attempted or completed crimes, do not include other calls for police service, and only represent police service where a report was made. Police Incident Reports are classified by primary offense categories as defined by the Uniform Crime Reporting (UCR) system. However, data is not subjected to any other standards set forth under UCR. Although every reasonable verification effort is made, the accuracy of any data is subject to the constraints of the report generation process as well as the manner, format, and point in time of any query.

PART I OFFENSES:	Chosen by the FBI as Part I Offenses because they are serious crimes that occur with regularity in all areas of the country and are likely to be reported to Police.
PART II OFFENSES:	All other crimes other than the eight Part I Offenses. The Uniform Crime Reporting Program gathers only arrest data for Part II Offenses, however, SLCPD results displayed in this document display all Part II Offenses, regardless of the presence of arrest data.
ALL OTHER OFFENSES:	Under the Part II Offense section, 'All Other Offenses' include Peeping Tom, Trespass, Kidnap/Abduction, Pornography, Extortion/Blackmail, Bribery, Warrants, Sexual Offenses, Obstruction, Public Peace, and Hit & Run.
NON-UCR OFFENSES:	Non-UCR Offenses include reports for all other offenses not classified as a Part I or Part II Offense. Results displayed separate some of these offenses such as Ambulance Calls, Deaths, Missing Persons, Suicides, Suspicious Activity, and Traffic Accidents.
ALL OTHER NON-UCR:	Under the Non-UCR category, 'All Other' include the remainder of offenses not classified as Part I or Part II and not separated from the Non-UCR Offenses. These include things such as Loud Parties, Barking Dogs, Mentally Ill Subjects, Citizen Assistance, etc.
LOW NUMBER OFFENSES:	On page two, in the interest of space and allowing for easier viewing, the category titled 'Low Number Offenses' include Part I and Part II Offenses from page one that have totals under the amount of 35.

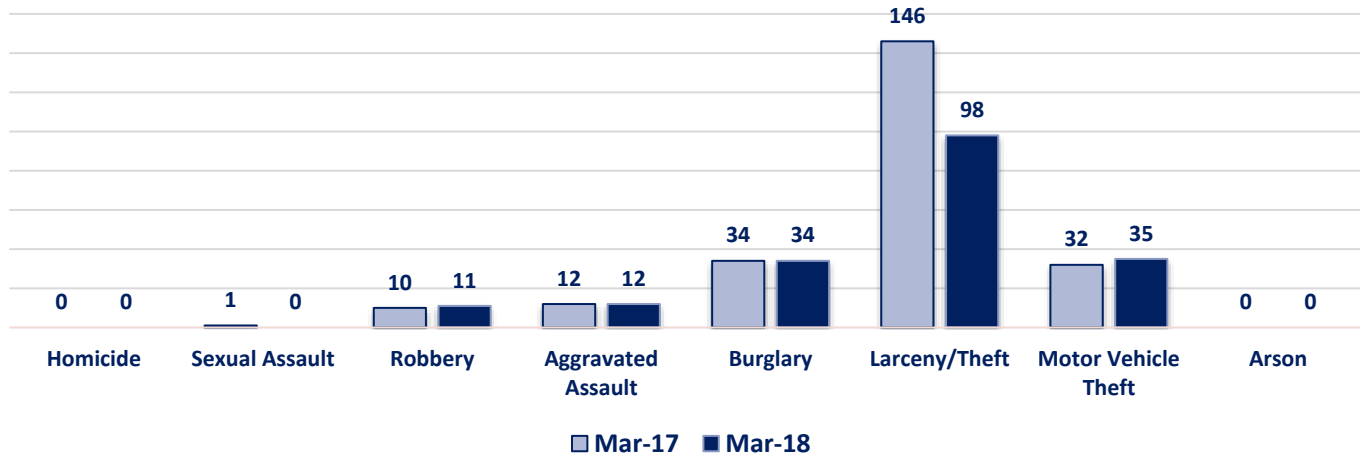
Offenses

PART I OFFENSES	OFFENSE	MAR 17	MAR 18	OFFENSE	MAR 17	MAR 18	PART II OFFENSES
	Homicide	0	0	Other Assaults	53	60	
	Sexual Assault	1	0	Forgery/Counterfeit	12	11	
	Robbery	10	11	Fraud	19	16	
	Aggravated Assault	12	12	Embezzlement	1	0	
	Burglary	34	34	Stolen Property	4	7	
	Larceny/Theft	146	98	Vandalism	53	50	
	Motor Vehicle Theft	32	35	Weapons	5	12	
	Arson	0	0	Prostitution	6	15	
PART I TOTALS		235	190	Sex Offenses		2	1
NON-UCR OFFENSES	Ambulance Calls	20	17	Drug Abuse	56	114	
	Deaths	6	5	Gambling	3	0	
	Missing Persons	9	6	Family Offenses	52	42	
	Suicides	0	0	DUI	13	13	
	Suspicious Activity	17	16	Liquor Laws	1	1	
	Traffic Accidents	77	74	Drunkenness	18	14	
	All Other	245	252	Disorderly Conduct	7	5	
NON-UCR TOTALS		374	370	All Other Offenses		157	206
TOTALS	PART I OFFENSES	235	190	Curfew/Loitering	0	0	
	PART II OFFENSES	466	571	Runaway	4	4	
	NON-UCR OFFENSES	374	370	PART II TOTALS	466	571	
	TOTAL	1075	1131				

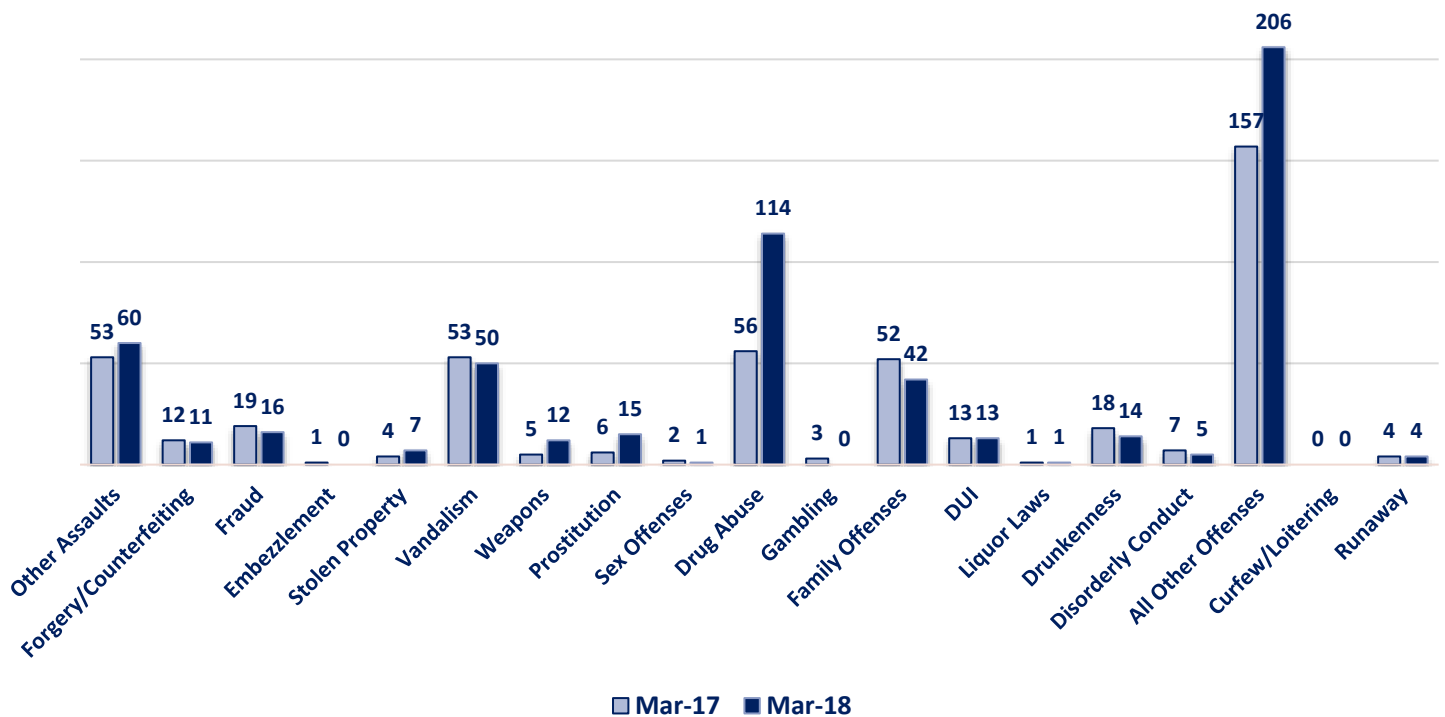
MARCH 2018 - Part I & II Offense Percentages



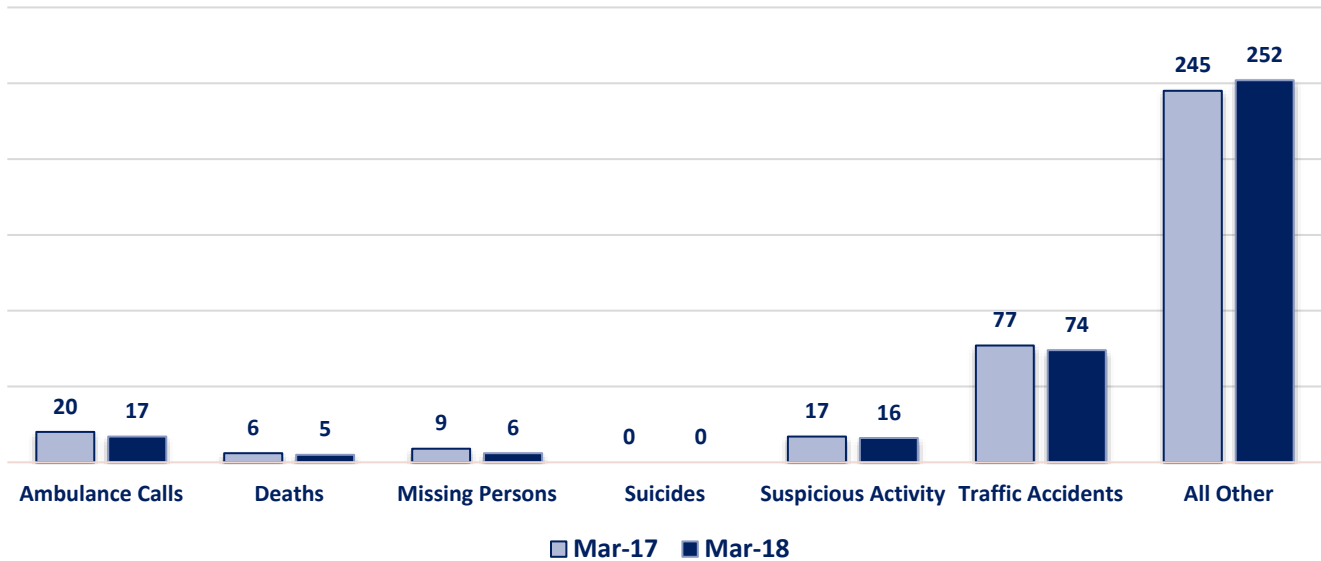
Part I Offenses



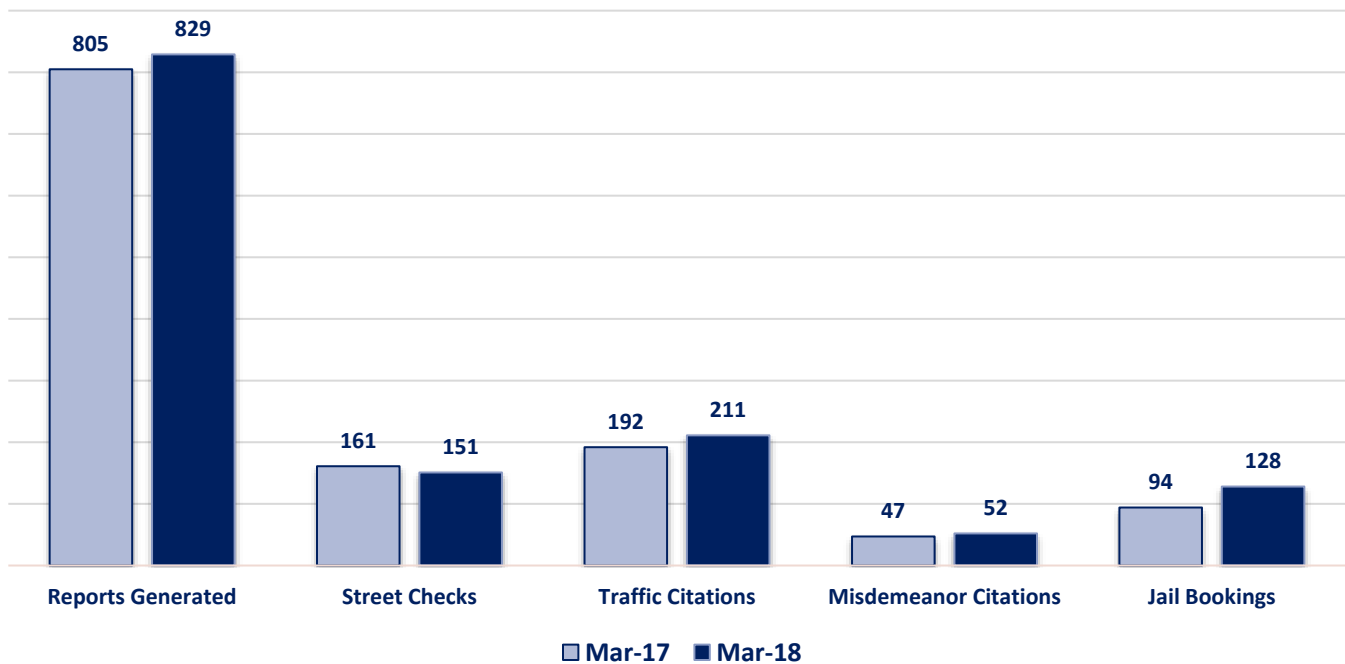
Part II Offenses



Non-UCR Offenses

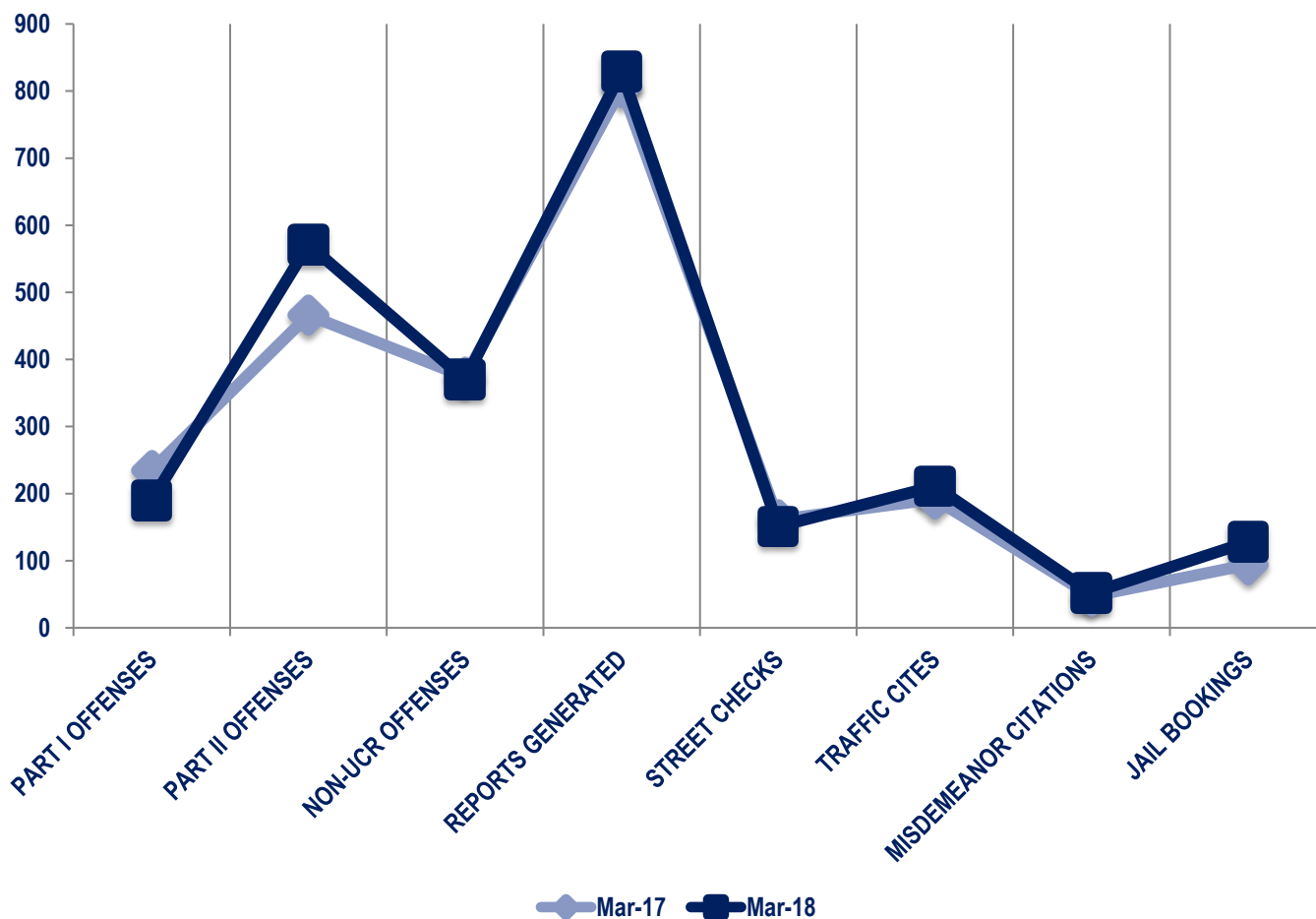


Other Event Totals



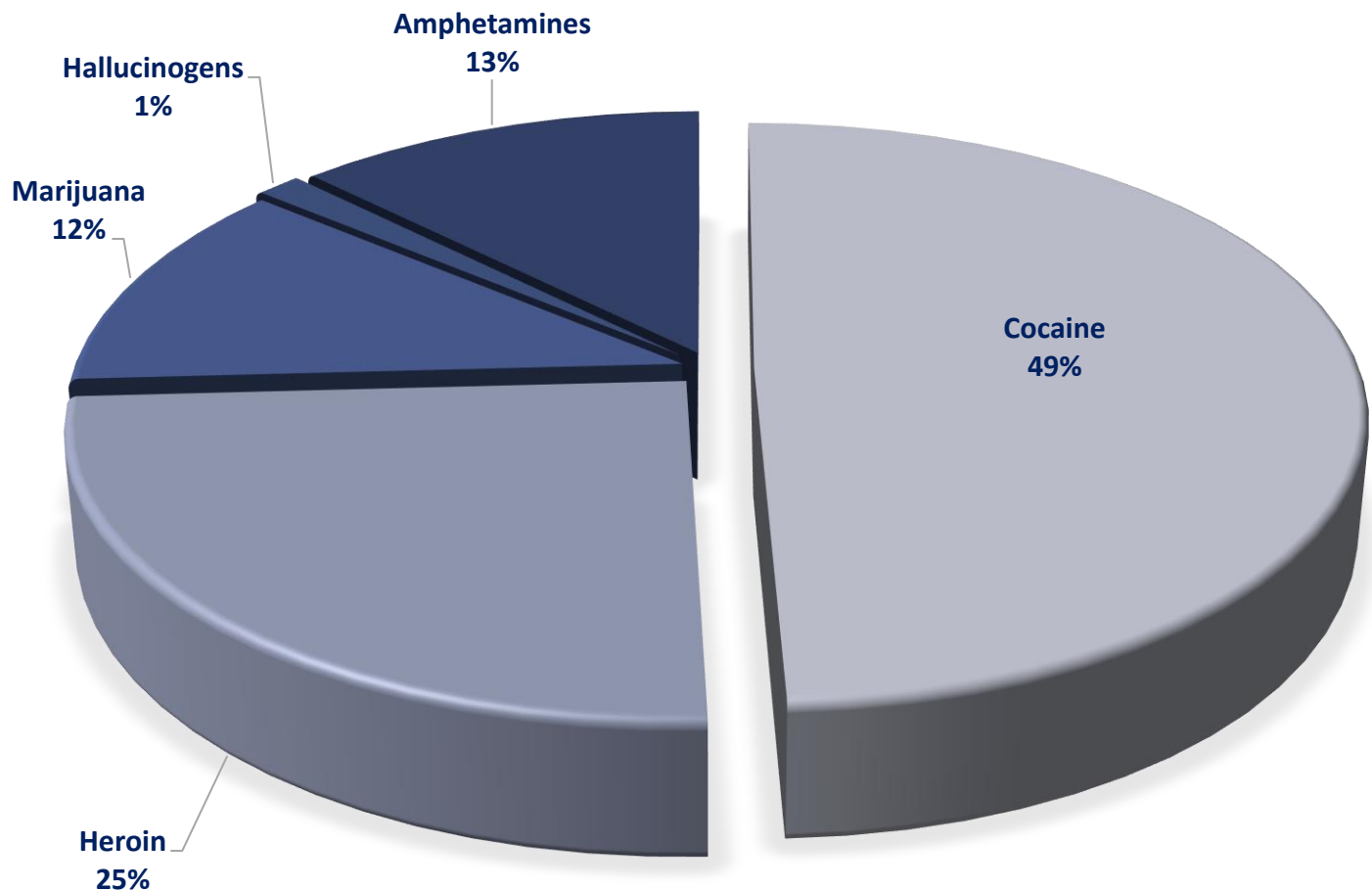
Combined Offense/Event Trends

	MAR 17	MAR 18
Part I Offenses	235	190
Part II Offenses	466	571
NonUCR Offenses	374	370
Reports Generated	805	829
Street Checks	161	151
Traffic Citations	192	211
Misdemeanor Citations	47	52
Jail Bookings	94	128

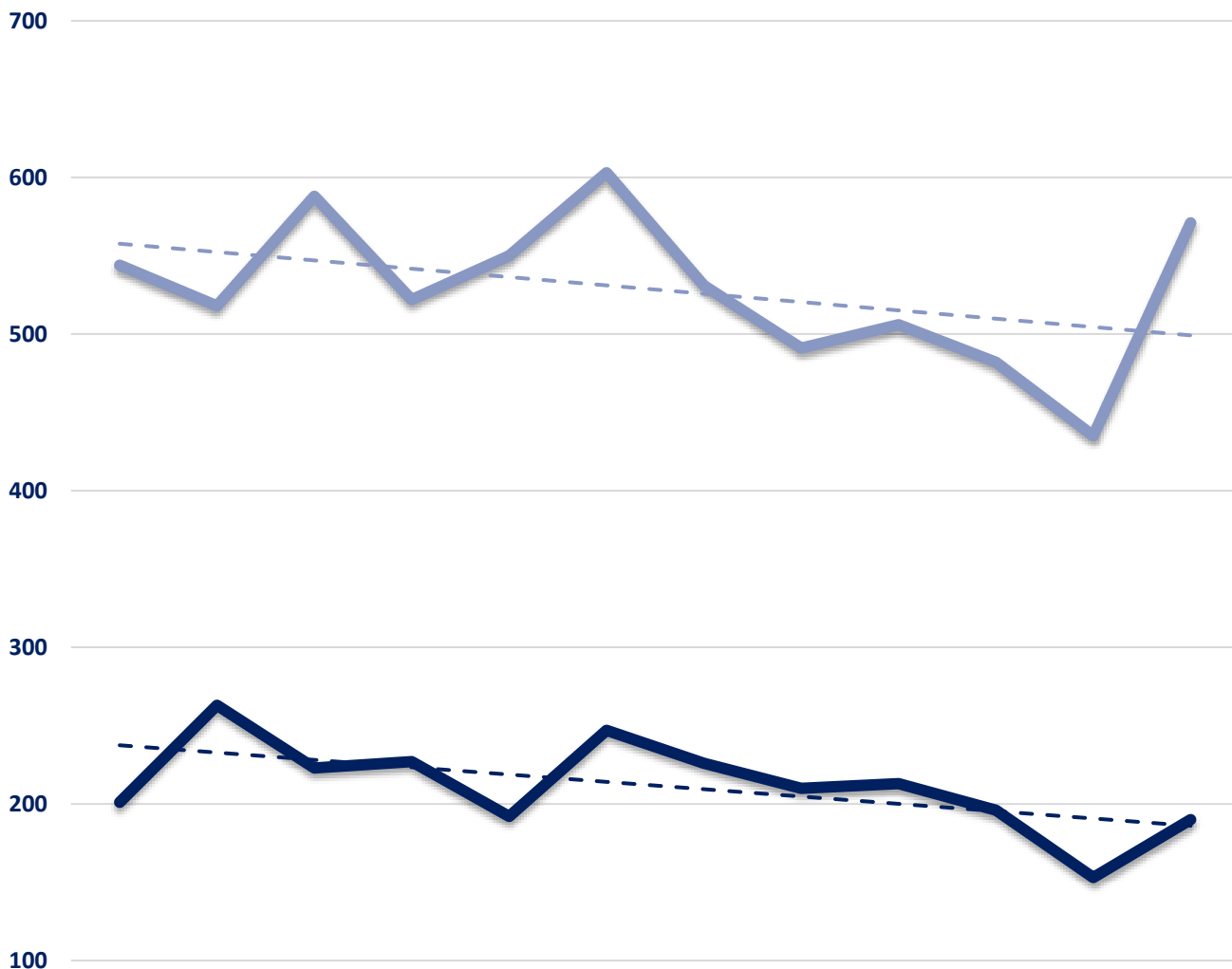


Seized Drugs

TYPE	DOSES	STREET VALUE
Cocaine	19912.5	\$ 199,125.30
Heroin	9959.1	\$ 99,591.20
Marijuana	4792.4	\$ 28,754.30
Hallucinogens	553.3	\$ 1,106.55
Amphetamines	5066.9	\$ 50,668.51
TOTAL	40284.2	\$ 379,245.86



Part I & II Offenses - One Year



	APR 2017	MAY 2017	JUN 2017	JUL 2017	AUG 2017	SEP 2017	OCT 2017	NOV 2017	DEC 2017	JAN 2018	FEB 2018	MAR 2018
PART I	201	263	223	227	192	247	226	210	213	196	153	190
PART II	544	518	588	522	550	603	531	491	506	482	435	571

— PART I
 — PART II
 - - - Part I Linear Forecast
 - - - Part II Linear Forecast



CITY COUNCIL DISTRICT #2

MONTHLY OFFENSE SUMMARY

APRIL 2018

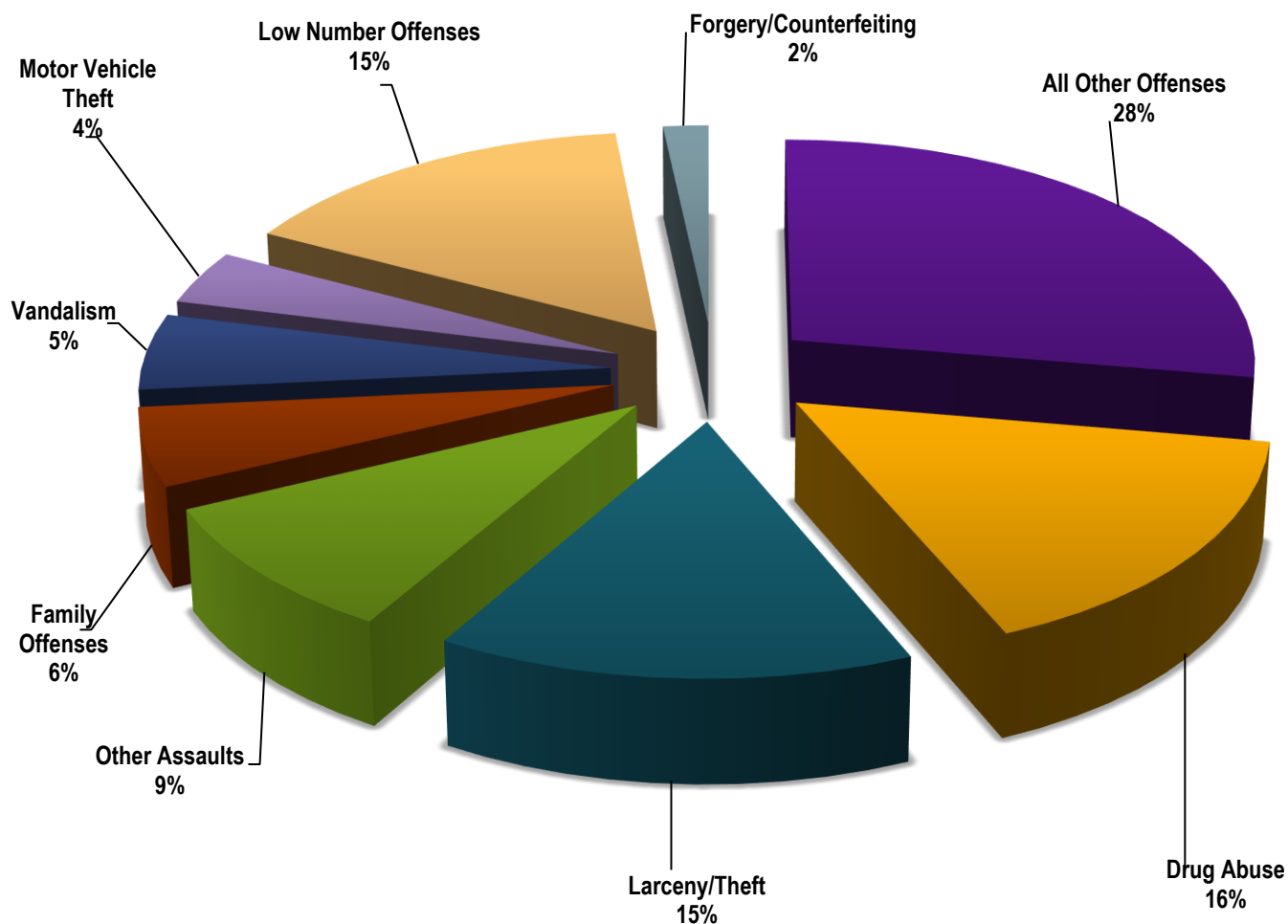
These figures represent preliminary counts of original Police Incident Reports and include all offenses within the above listed City Council District only. Full statistical analysis to determine the confidence level of this data has not been performed. The results contained herein are approximate in relation to the listed area and may not fully coincide with data shown in other areas of SLCPD's Crime Statistics page such as Calls for Service, Crimes Trending, and Crime Reports due to and reflective of departmental procedures that were in place at the time the event occurred and the date this data was compiled. Results displayed are not distinguished as attempted or completed crimes, do not include other calls for police service, and only represent police service where a report was made. Police Incident Reports are classified by primary offense categories as defined by the Uniform Crime Reporting (UCR) system. However, data is not subjected to any other standards set forth under UCR. Although every reasonable verification effort is made, the accuracy of any data is subject to the constraints of the report generation process as well as the manner, format, and point in time of any query.

PART I OFFENSES:	Chosen by the FBI as Part I Offenses because they are serious crimes that occur with regularity in all areas of the country and are likely to be reported to Police.
PART II OFFENSES:	All other crimes other than the eight Part I Offenses. The Uniform Crime Reporting Program gathers only arrest data for Part II Offenses, however, SLCPD results displayed in this document display all Part II Offenses, regardless of the presence of arrest data.
ALL OTHER OFFENSES:	Under the Part II Offense section, 'All Other Offenses' include Peeping Tom, Trespass, Kidnap/Abduction, Pornography, Extortion/Blackmail, Bribery, Warrants, Sexual Offenses, Obstruction, Public Peace, and Hit & Run.
NON-UCR OFFENSES:	Non-UCR Offenses include reports for all other offenses not classified as a Part I or Part II Offense. Results displayed separate some of these offenses such as Ambulance Calls, Deaths, Missing Persons, Suicides, Suspicious Activity, and Traffic Accidents.
ALL OTHER NON-UCR:	Under the Non-UCR category, 'All Other' include the remainder of offenses not classified as Part I or Part II and not separated from the Non-UCR Offenses. These include things such as Loud Parties, Barking Dogs, Mentally Ill Subjects, Citizen Assistance, etc.
LOW NUMBER OFFENSES:	On page two, in the interest of space and allowing for easier viewing, the category titled 'Low Number Offenses' include Part I and Part II Offenses from page one that have totals under the amount of 20.

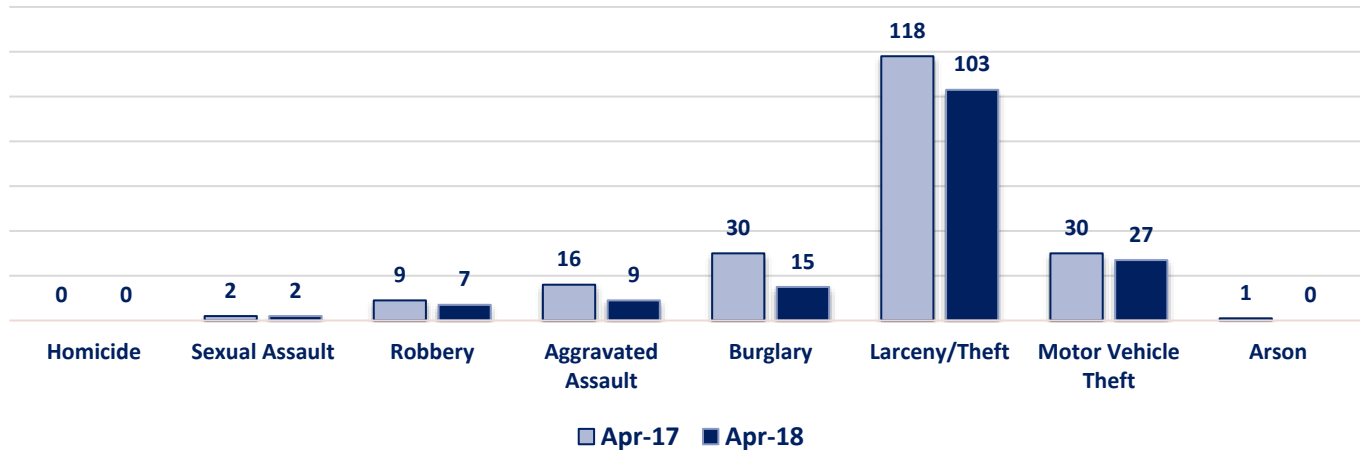
Offenses

PART I OFFENSES	OFFENSE	APR 17	APR 18	OFFENSE	APR 17	APR 18
	Homicide	0	0	Other Assaults	62	66
	Sexual Assault	2	2	Forgery/Counterfeit	7	12
	Robbery	9	7	Fraud	29	11
	Aggravated Assault	16	9	Embezzlement	0	0
	Burglary	30	15	Stolen Property	11	4
	Larceny/Theft	118	103	Vandalism	61	38
	Motor Vehicle Theft	30	27	Weapons	13	11
	Arson	1	0	Prostitution	1	12
NON-UCR OFFENSES	PART I TOTALS	206	163	Sex Offenses	3	1
	Ambulance Calls	15	17	Drug Abuse	82	111
	Deaths	4	2	Gambling	1	0
	Missing Persons	6	3	Family Offenses	55	39
	Suicides	0	1	DUI	8	4
	Suspicious Activity	15	19	Liquor Laws	0	2
	Traffic Accidents	68	49	Drunkenness	9	5
	All Other	186	217	Disorderly Conduct	12	5
	NON-UCR TOTALS	294	308	All Other Offenses	179	193
TOTALS	PART I OFFENSES	206	163	Curfew/Loitering	0	0
	PART II OFFENSES	551	522	Runaway	18	8
	NON-UCR OFFENSES	294	308	PART II TOTALS	551	522
	TOTAL	1051	993			

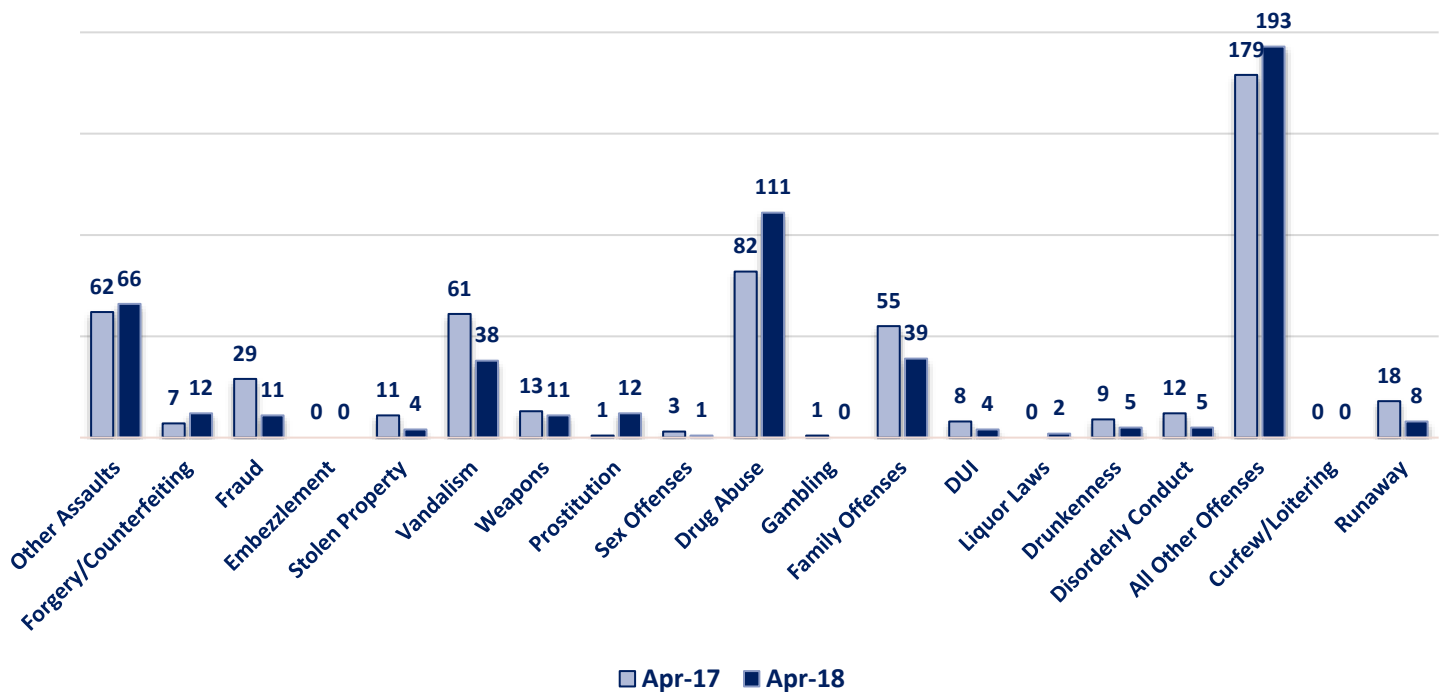
APRIL 2018 - Part I & II Offense Percentages



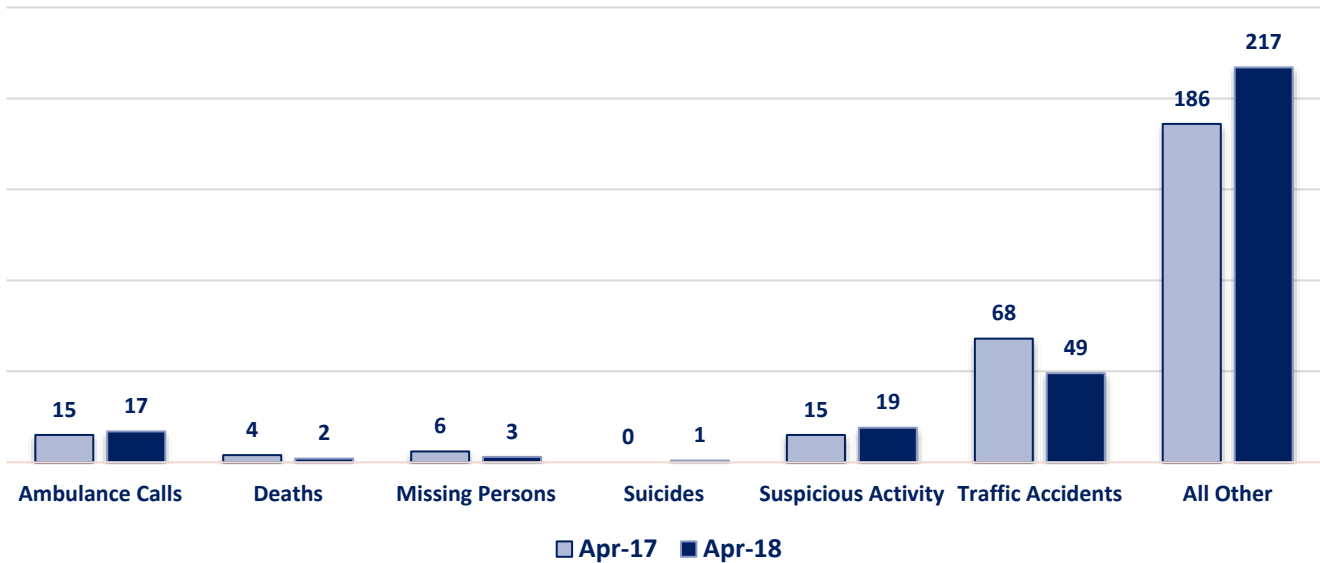
Part I Offenses



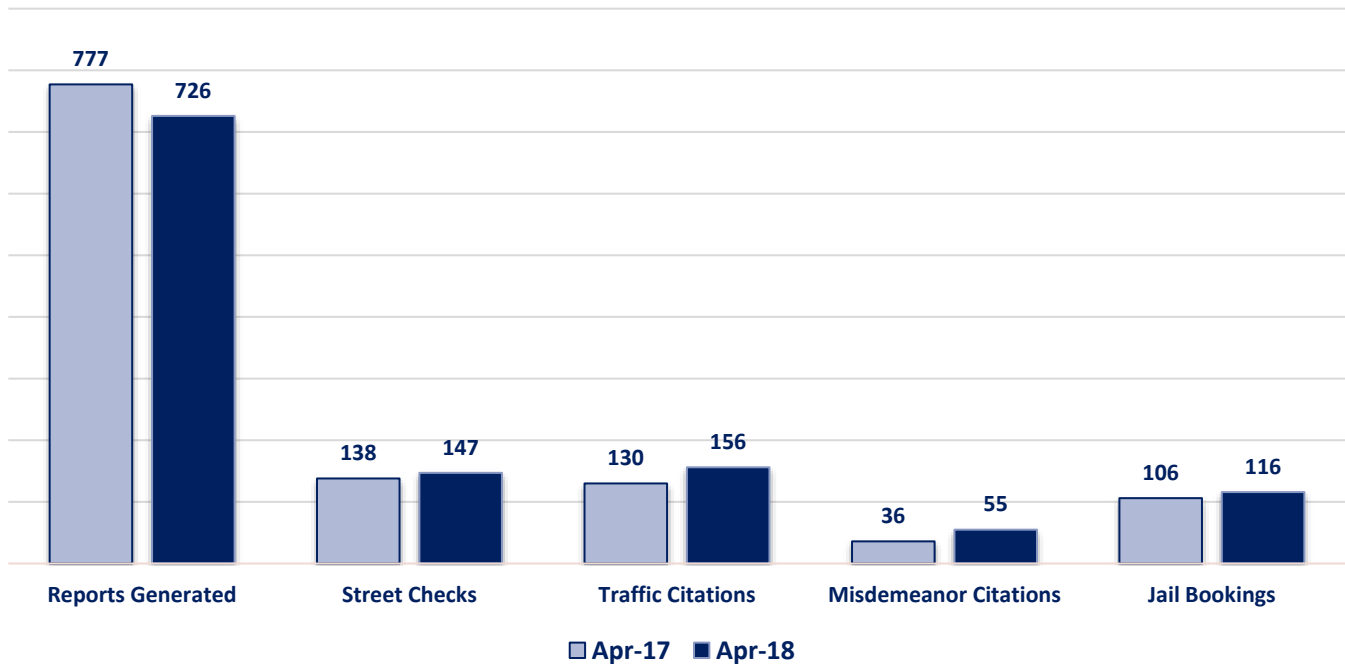
Part II Offenses



Non-UCR Offenses

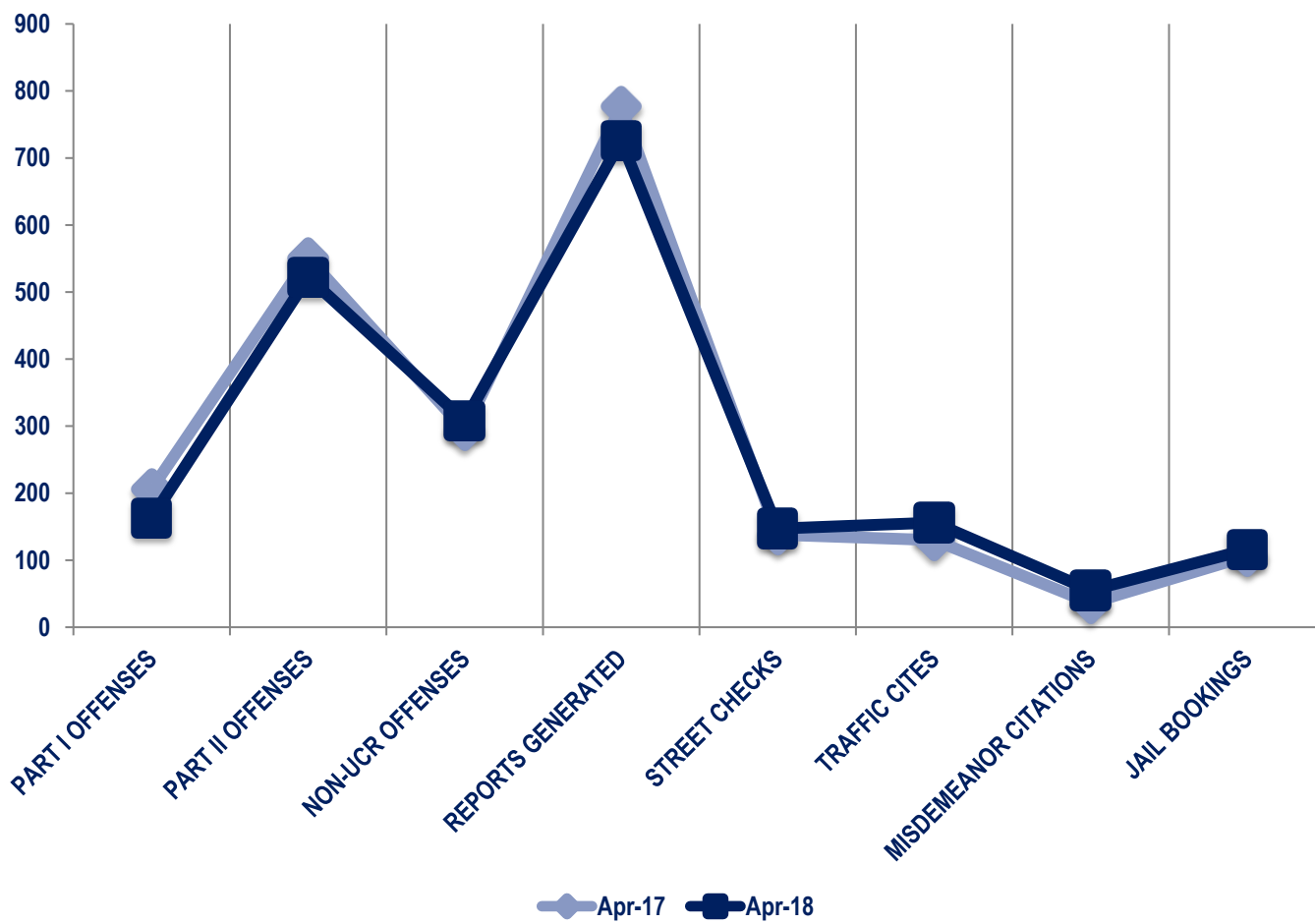


Other Event Totals



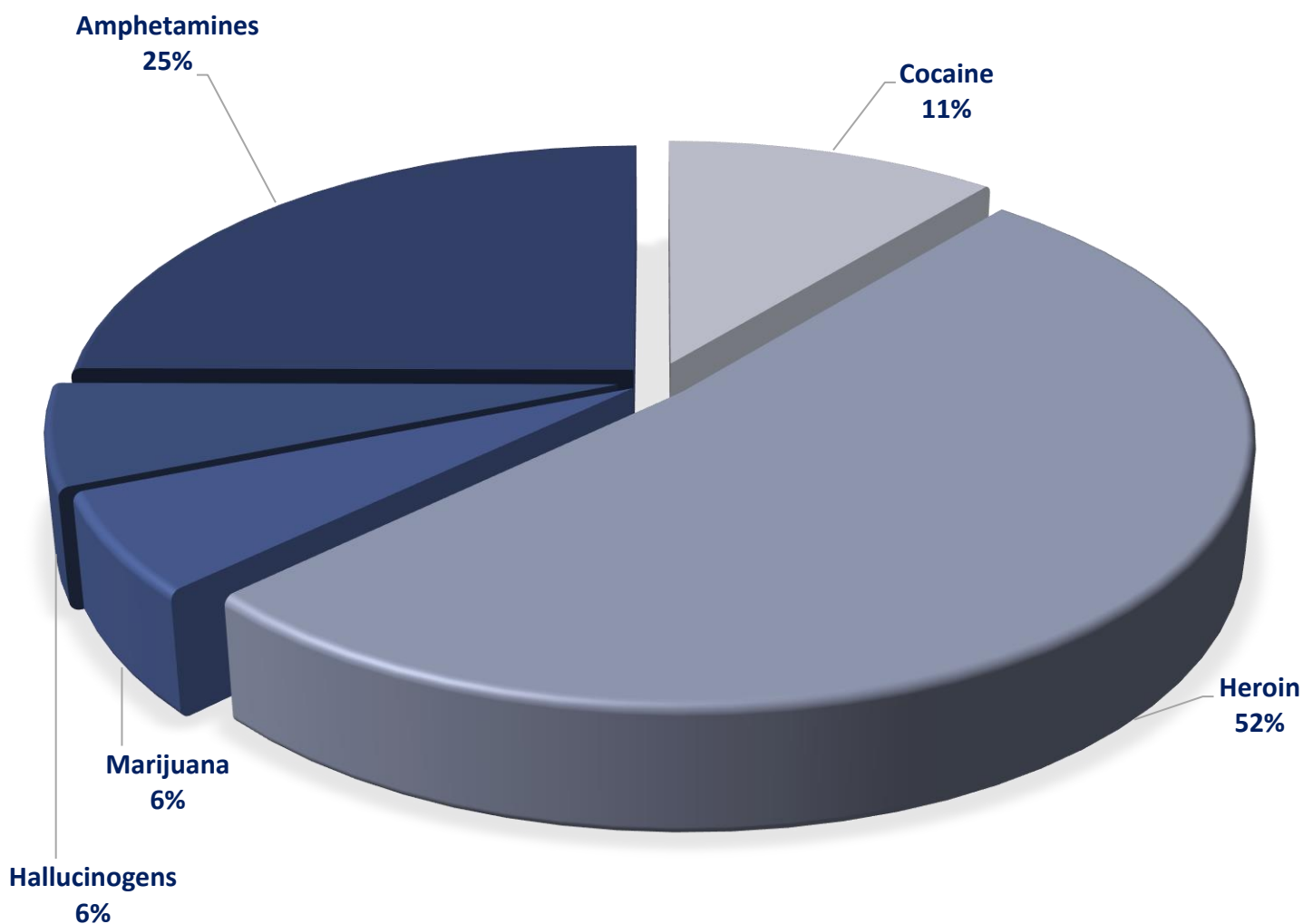
Combined Offense/Event Trends

	APR 17	APR 18
Part I Offenses	206	163
Part II Offenses	551	522
NonUCR Offenses	294	308
Reports Generated	777	726
Street Checks	138	147
Traffic Citations	130	156
Misdemeanor Citations	36	55
Jail Bookings	106	116

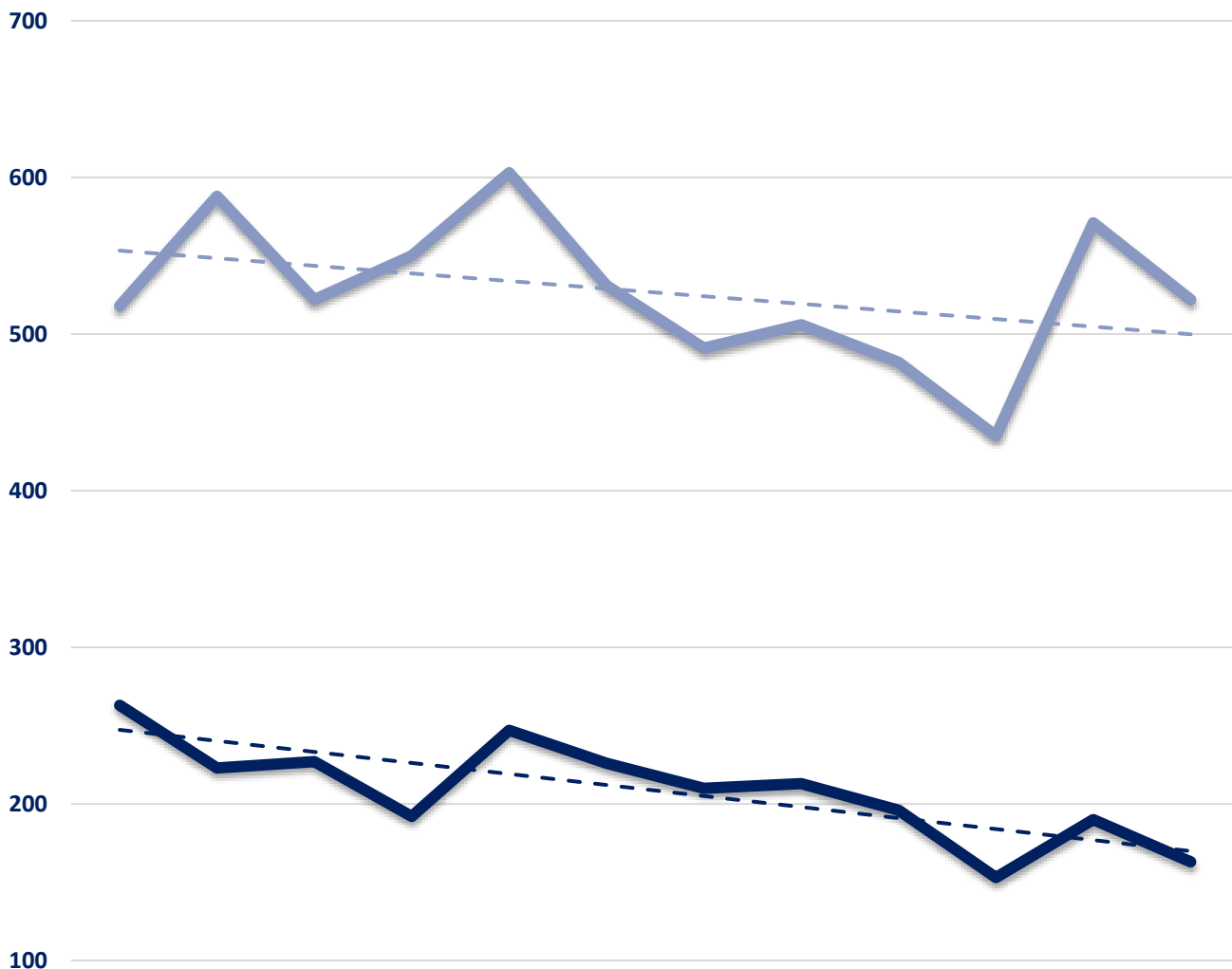


Seized Drugs

TYPE	DOSES	STREET VALUE
Cocaine	661.0	\$ 6,610.00
Heroin	3123.7	\$ 31,237.00
Marijuana	362.6	\$ 2,175.75
Hallucinogens	370.0	\$ 740.05
Amphetamines	1498.1	\$ 14,981.00
TOTAL	6015.4	\$ 55,743.80



Part I & II Offenses - One Year



	MAY 2017	JUN 2017	JUL 2017	AUG 2017	SEP 2017	OCT 2017	NOV 2017	DEC 2017	JAN 2018	FEB 2018	MAR 2018	APR 2018
PART I	263	223	227	192	247	226	210	213	196	153	190	163
PART II	518	588	522	550	603	531	491	506	482	435	571	522

— PART I
 — PART II
 - - - Part I Linear Forecast
 - - - Part II Linear Forecast



CITY COUNCIL DISTRICT #2

MONTHLY OFFENSE SUMMARY

MAY 2018

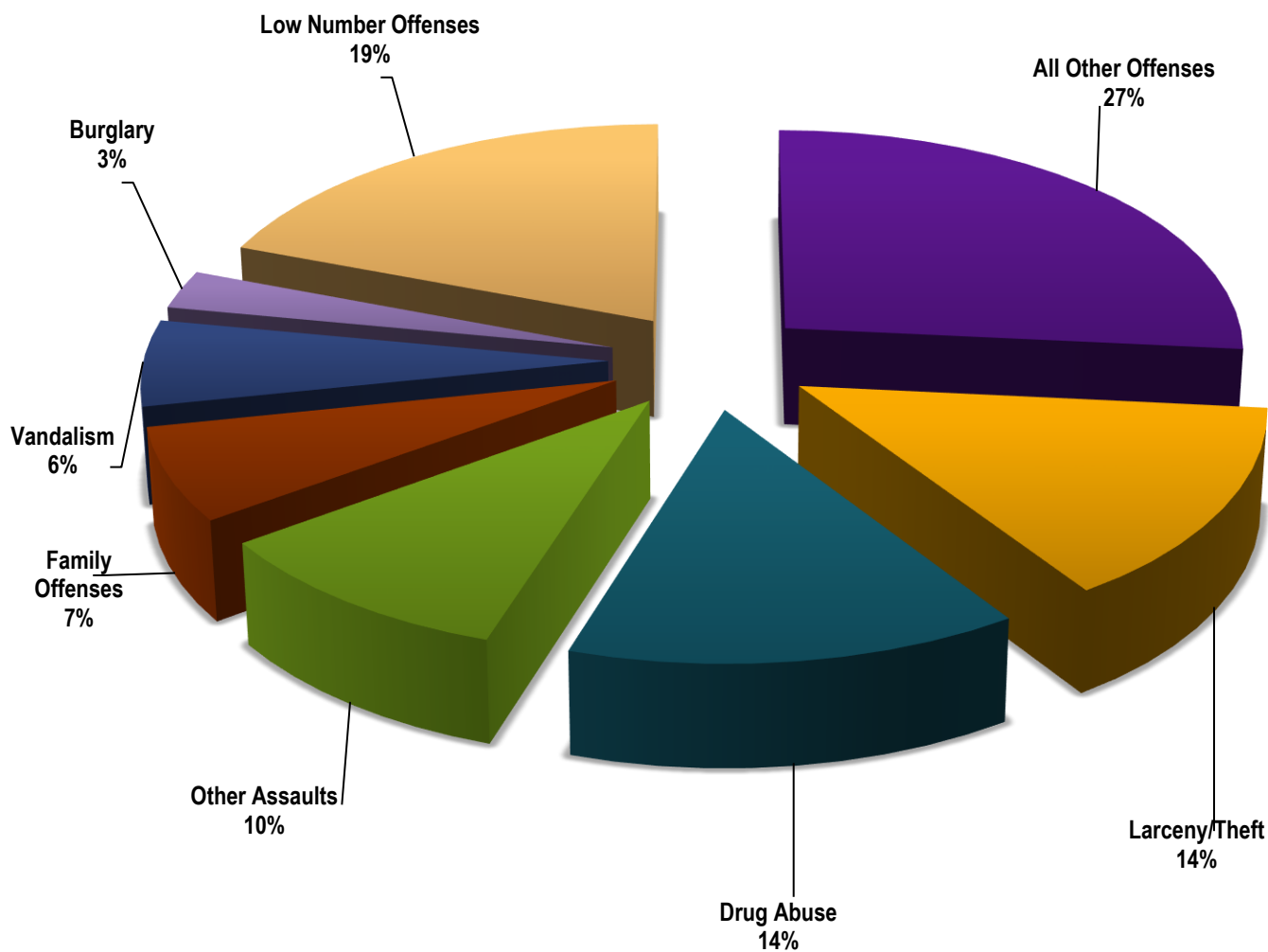
These figures represent preliminary counts of original Police Incident Reports and include all offenses within the above listed City Council District only. Full statistical analysis to determine the confidence level of this data has not been performed. The results contained herein are approximate in relation to the listed area and may not fully coincide with data shown in other areas of SLCPD's Crime Statistics page such as Calls for Service, Crimes Trending, and Crime Reports due to and reflective of departmental procedures that were in place at the time the event occurred and the date this data was compiled. Results displayed are not distinguished as attempted or completed crimes, do not include other calls for police service, and only represent police service where a report was made. Police Incident Reports are classified by primary offense categories as defined by the Uniform Crime Reporting (UCR) system. However, data is not subjected to any other standards set forth under UCR. Although every reasonable verification effort is made, the accuracy of any data is subject to the constraints of the report generation process as well as the manner, format, and point in time of any query.

PART I OFFENSES:	Chosen by the FBI as Part I Offenses because they are serious crimes that occur with regularity in all areas of the country and are likely to be reported to Police.
PART II OFFENSES:	All other crimes other than the eight Part I Offenses. The Uniform Crime Reporting Program gathers only arrest data for Part II Offenses, however, SLCPD results displayed in this document display all Part II Offenses, regardless of the presence of arrest data.
ALL OTHER OFFENSES:	Under the Part II Offense section, 'All Other Offenses' include Peeping Tom, Trespass, Kidnap/Abduction, Pornography, Extortion/Blackmail, Bribery, Warrants, Sexual Offenses, Obstruction, Public Peace, and Hit & Run.
NON-UCR OFFENSES:	Non-UCR Offenses include reports for all other offenses not classified as a Part I or Part II Offense. Results displayed separate some of these offenses such as Ambulance Calls, Deaths, Missing Persons, Suicides, Suspicious Activity, and Traffic Accidents.
ALL OTHER NON-UCR:	Under the Non-UCR category, 'All Other' include the remainder of offenses not classified as Part I or Part II and not separated from the Non-UCR Offenses. These include things such as Loud Parties, Barking Dogs, Mentally Ill Subjects, Citizen Assistance, etc.
LOW NUMBER OFFENSES:	On page two, in the interest of space and allowing for easier viewing, the category titled 'Low Number Offenses' include Part I and Part II Offenses from page one that have totals under the amount of 20.

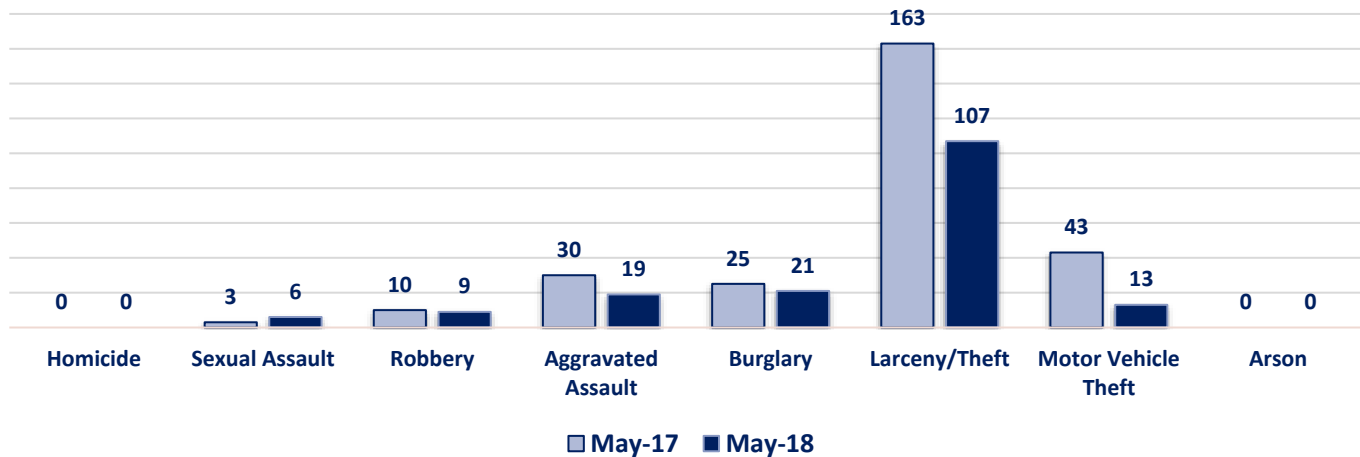
Offenses

PART I OFFENSES	OFFENSE	MAY 17	MAY 18	OFFENSE	MAY 17	MAY 18
	Homicide	0	0	Other Assaults	68	76
	Sexual Assault	3	6	Forgery/Counterfeit	7	10
	Robbery	10	9	Fraud	18	19
	Aggravated Assault	30	19	Embezzlement	0	0
	Burglary	25	21	Stolen Property	0	1
	Larceny/Theft	163	107	Vandalism	61	47
	Motor Vehicle Theft	43	13	Weapons	9	12
	Arson	0	0	Prostitution	3	9
NON-UCR OFFENSES	PART I TOTALS	274	175	Sex Offenses	4	3
	Ambulance Calls	12	17	Drug Abuse	73	107
	Deaths	2	1	Gambling	1	0
	Missing Persons	7	3	Family Offenses	56	51
	Suicides	0	0	DUI	12	17
	Suspicious Activity	18	17	Liquor Laws	1	4
	Traffic Accidents	80	99	Drunkenness	12	12
	All Other	229	220	Disorderly Conduct	11	6
	NON-UCR TOTALS	348	357	All Other Offenses	180	200
TOTALS	PART I OFFENSES	274	175	Curfew/Loitering	0	0
	PART II OFFENSES	527	580	Runaway	11	6
	NON-UCR OFFENSES	348	357	PART II TOTALS	527	580
	TOTAL	1149	1112			

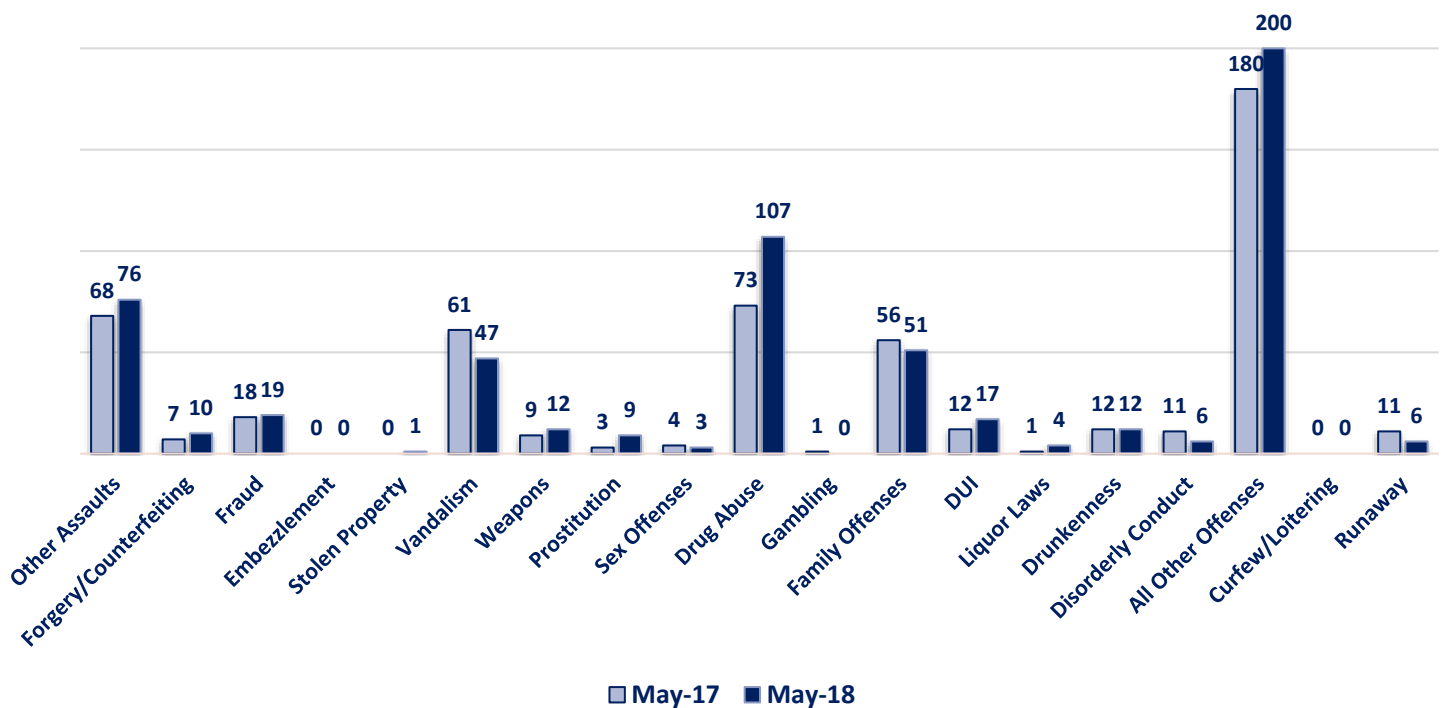
May 2018 - Part I & II Offense Percentages



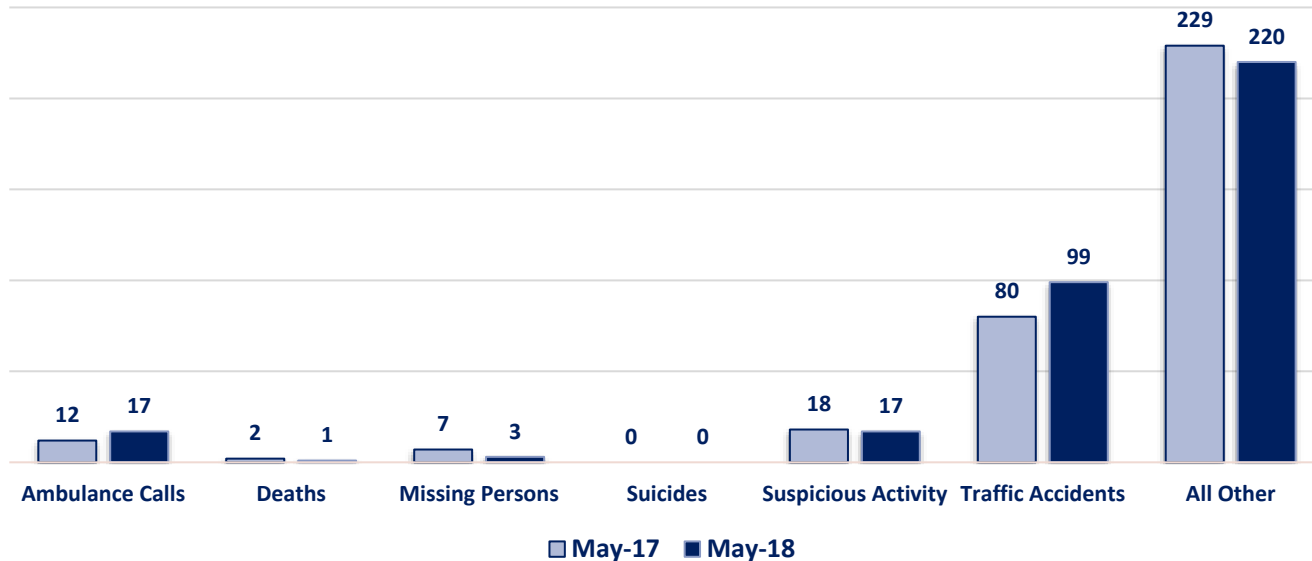
Part I Offenses



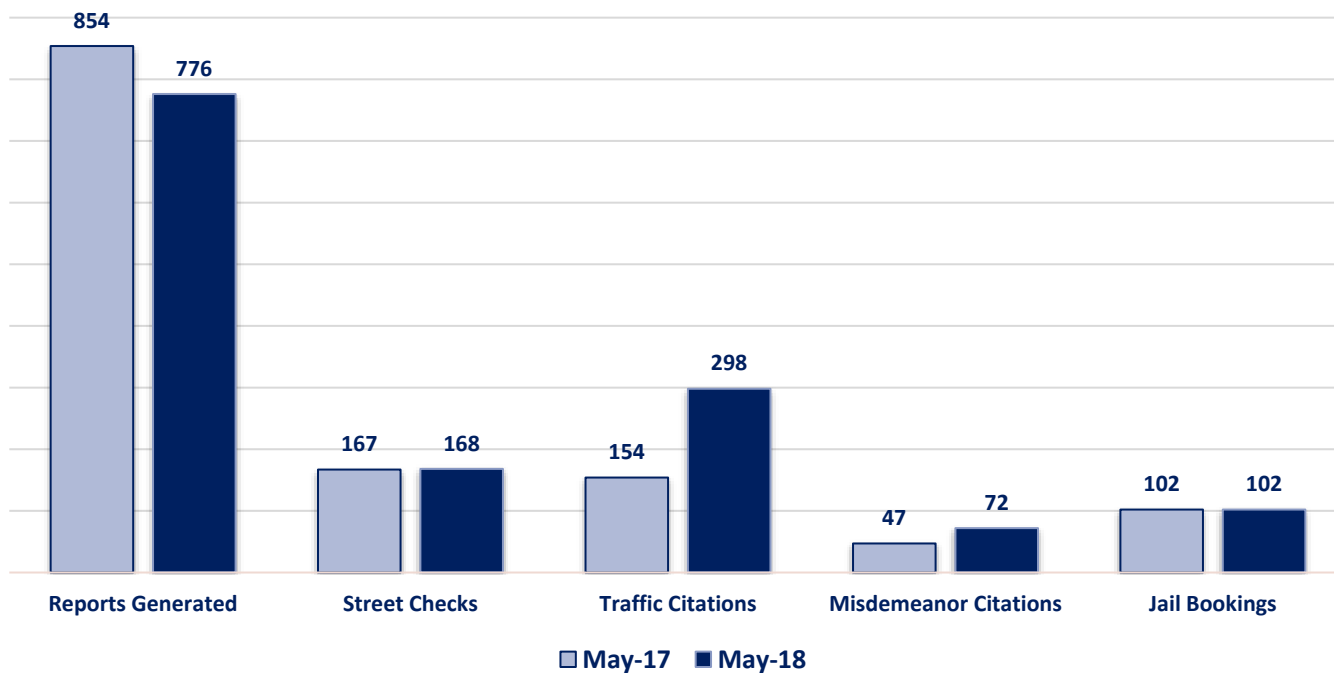
Part II Offenses



Non-UCR Offenses

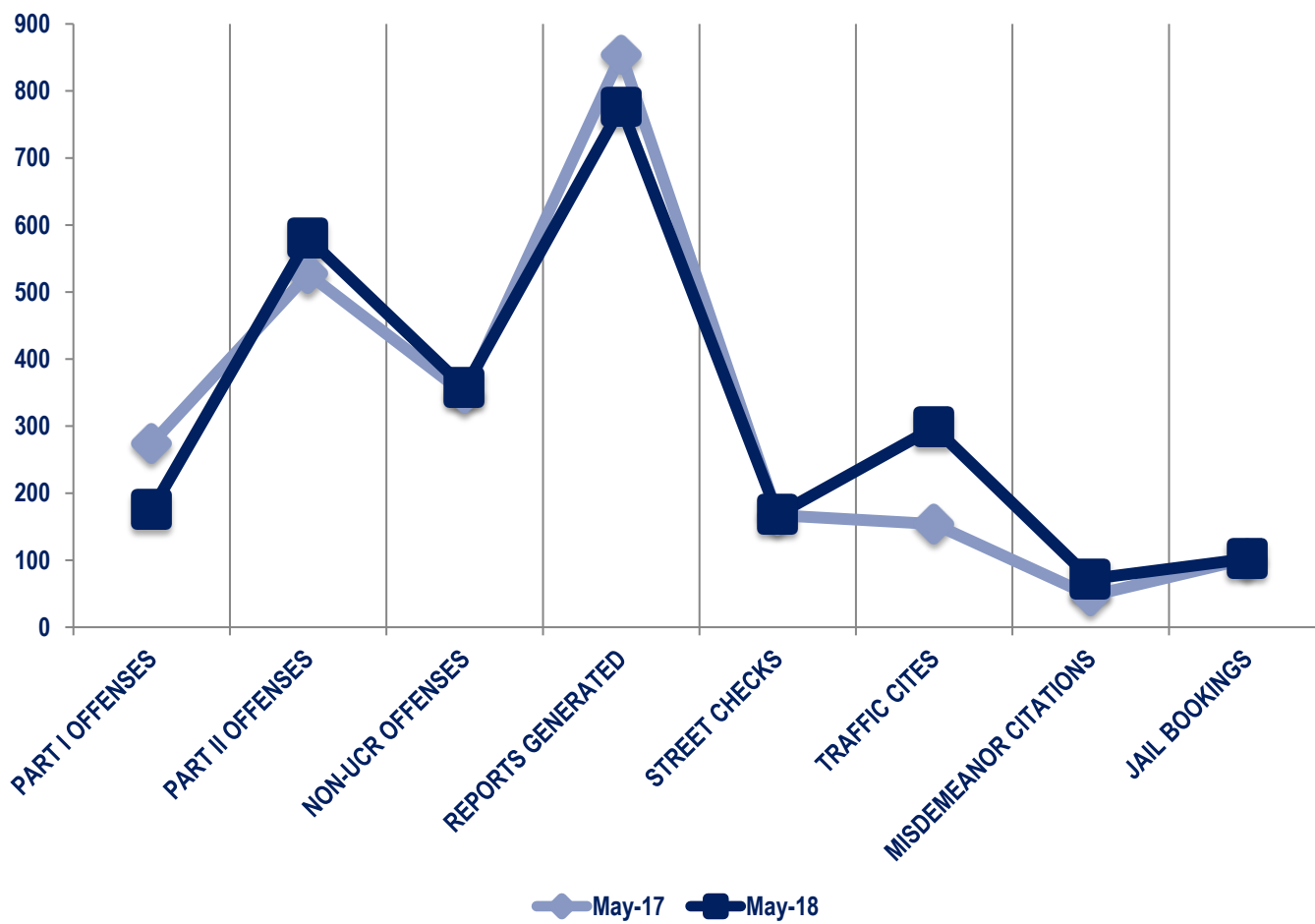


Other Event Totals



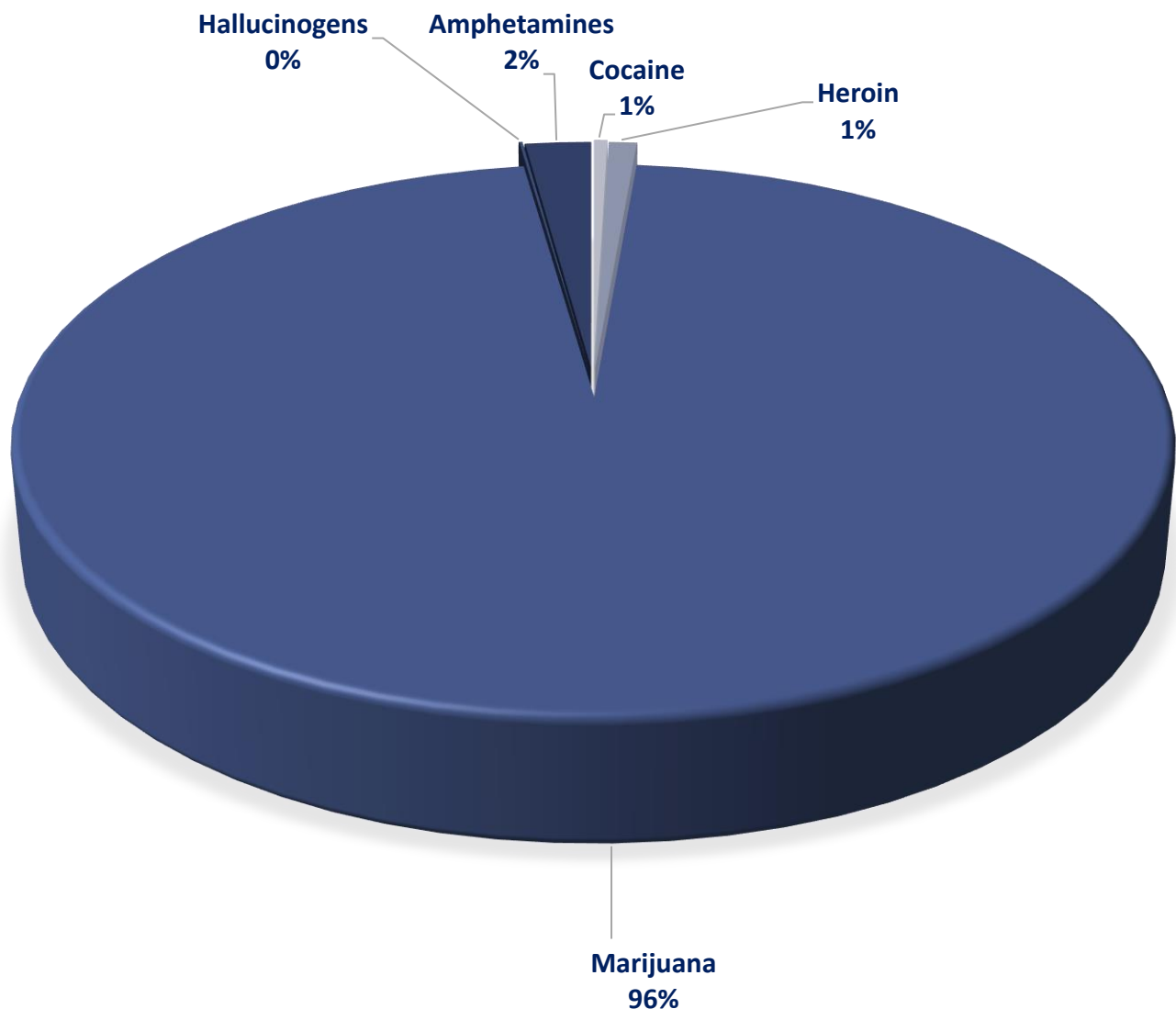
Combined Offense/Event Trends

	MAY 2017	MAY 2018
Part I Offenses	274	175
Part II Offenses	527	580
NonUCR Offenses	348	357
Reports Generated	854	776
Street Checks	167	168
Traffic Citations	154	298
Misdemeanor Citations	47	72
Jail Bookings	102	102

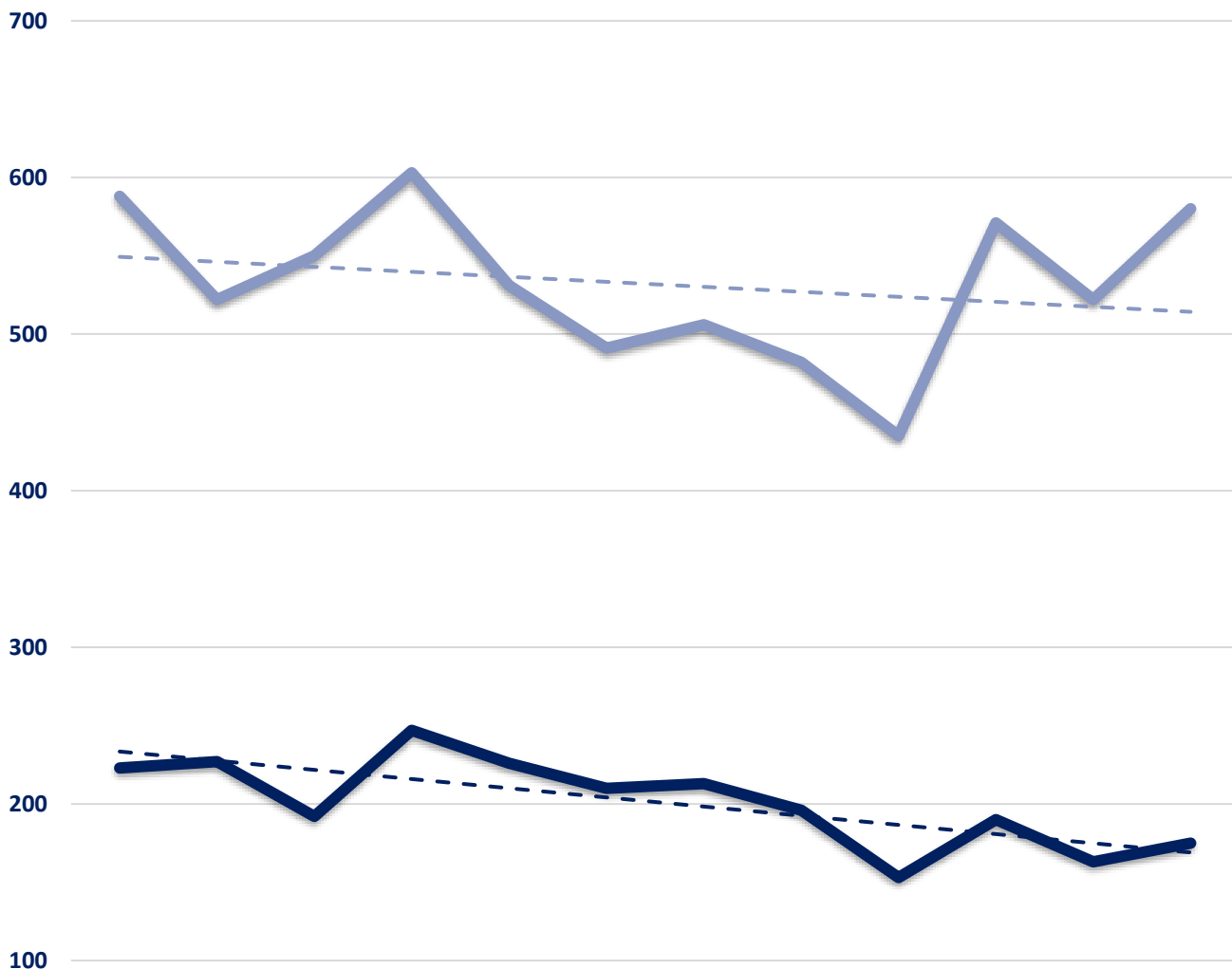


Seized Drugs

TYPE	DOSES	STREET VALUE
Cocaine	151.0	\$ 1,510.00
Heroin	314.8	\$ 3,148.00
Marijuana	32900.6	\$ 197,403.45
Hallucinogens	34.9	\$ 69.84
Amphetamines	737.1	\$ 7,370.99
TOTAL	34138.4	\$ 209,502.28



Part I & II Offenses - One Year



	JUN 2017	JUL 2017	AUG 2017	SEP 2017	OCT 2017	NOV 2017	DEC 2017	JAN 2018	FEB 2018	MAR 2018	APR 2018	MAY 2018
PART I	223	227	192	247	226	210	213	196	153	190	163	175
PART II	588	522	550	603	531	491	506	482	435	571	522	580

— PART I
 — PART II
 - - - Part I Linear Forecast
 - - - Part II Linear Forecast



CITY COUNCIL DISTRICT #2

MONTHLY OFFENSE SUMMARY

JUNE 2018

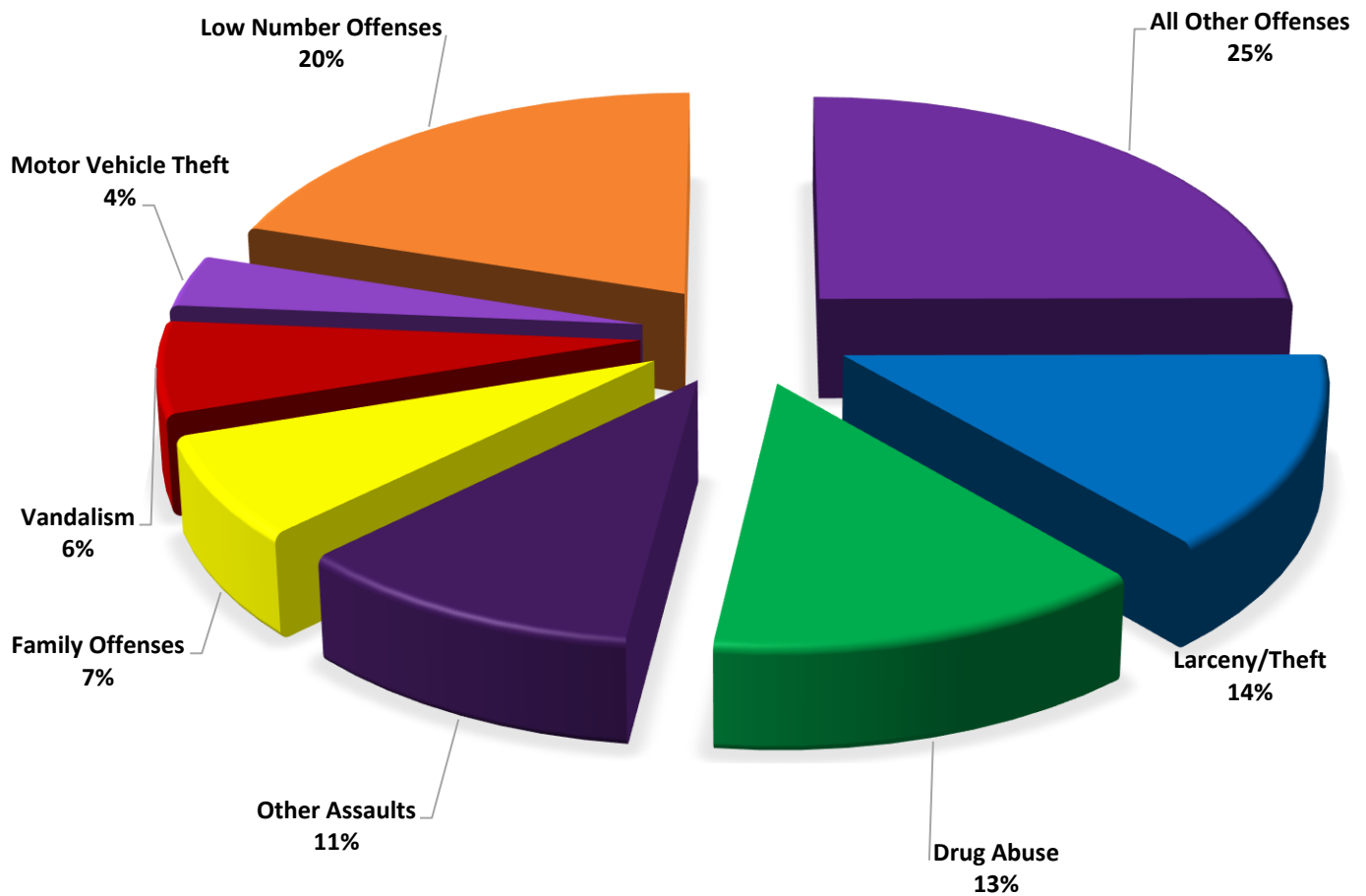
These figures represent preliminary counts of original Police Incident Reports and include all offenses within the above listed City Council District only. Full statistical analysis to determine the confidence level of this data has not been performed. The results contained herein are approximate in relation to the listed area and may not fully coincide with data shown in other areas of SLCPD's Crime Statistics page such as Calls for Service, Crimes Trending, and Crime Reports due to and reflective of departmental procedures that were in place at the time the event occurred and the date this data was compiled. Results displayed are not distinguished as attempted or completed crimes, do not include other calls for police service, and only represent police service where a report was made. Police Incident Reports are classified by primary offense categories as defined by the Uniform Crime Reporting (UCR) system, however for this report all offenses are included, and each incident may have more than one offense listed on it. In cases where there is more than one offense listed, all offenses are counted individually. Although every reasonable verification effort is made, the accuracy of any data is subject to the constraints of the report generation process as well as the manner, format, and point in time of any query.

PART I OFFENSES:	Chosen by the FBI as Part I Offenses because they are serious crimes that occur with regularity in all areas of the country and are likely to be reported to Police.
PART II OFFENSES:	All other crimes other than the eight Part I Offenses. The Uniform Crime Reporting Program gathers only arrest data for Part II Offenses, however, SLCPD results displayed in this document display all Part II Offenses, regardless of the presence of arrest data.
ALL OTHER OFFENSES:	Under the Part II Offense section, 'All Other Offenses' include Peeping Tom, Trespass, Kidnap/Abduction, Pornography, Extortion/Blackmail, Bribery, Warrants, Sexual Offenses, Obstruction, Public Peace, and Hit & Run.
NON-UCR OFFENSES:	Non-UCR Offenses include reports for all other offenses not classified as a Part I or Part II Offense. Results displayed separate some of these offenses such as Ambulance Calls, Deaths, Missing Persons, Suicides, Suspicious Activity, and Traffic Accidents.
ALL OTHER NON-UCR:	Under the Non-UCR category, 'All Other' include the remainder of offenses not classified as Part I or Part II and not separated from the Non-UCR Offenses. These include things such as Loud Parties, Barking Dogs, Mentally Ill Subjects, Citizen Assistance, etc.
LOW NUMBER OFFENSES:	On page two, in the interest of space and allowing for easier viewing, the category titled 'Low Number Offenses' include Part I and Part II Offenses from page one that have totals under the amount of 25.

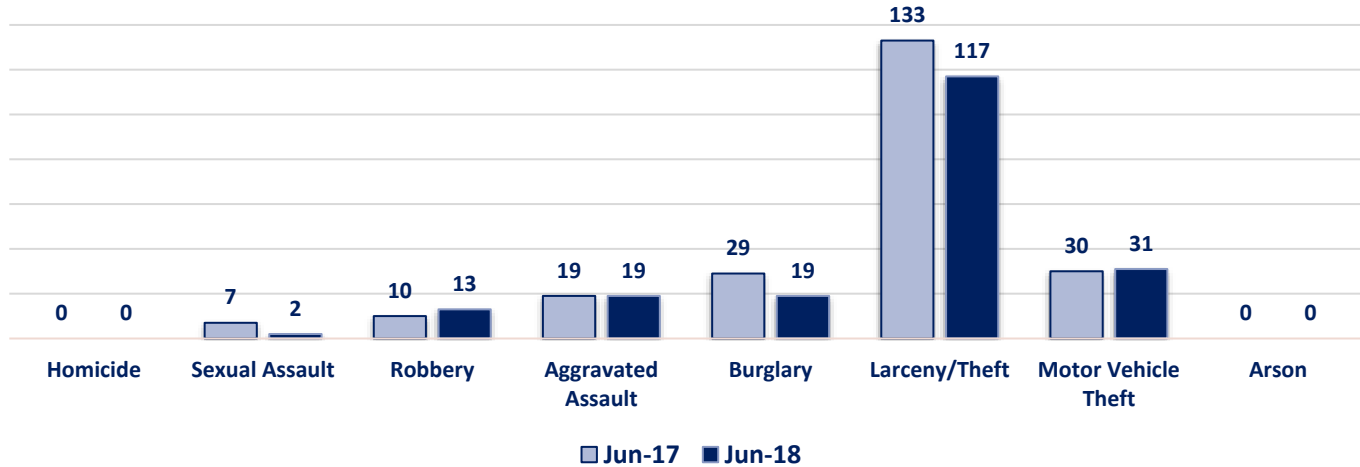
Offenses

PART I OFFENSES	OFFENSE	JUN 17	JUN 18	OFFENSE	JUN 17	JUN 18	PART II OFFENSES
	Homicide	0	0	Other Assaults	81	92	
	Sexual Assault	7	2	Forgery/Counterfeit	15	6	
	Robbery	10	13	Fraud	35	23	
	Aggravated Assault	19	19	Embezzlement	0	0	
	Burglary	29	19	Stolen Property	16	8	
	Larceny/Theft	133	117	Vandalism	49	55	
	Motor Vehicle Theft	30	31	Weapons	12	9	
NON-UCR OFFENSES	Arson	0	0	Prostitution	3	10	
	PART I TOTALS	228	201	Sex Offenses	4	6	
	Ambulance Calls	17	20	Drug Abuse	98	114	
	Deaths	6	6	Gambling	0	0	
	Missing Persons	10	7	Family Offenses	56	61	
	Suicides	0	0	DUI	20	19	
	Suspicious Activity	15	29	Liquor Laws	3	6	
	Traffic Accidents	70	94	Drunkenness	19	12	
TOTALS	All Other	241	276	Disorderly Conduct	16	11	
	NON-UCR TOTALS	359	432	All Other Offenses	169	213	
	PART I OFFENSES	228	201	Curfew/Loitering	1	0	
	PART II OFFENSES	602	653	Runaway	5	8	
	NON-UCR OFFENSES	359	432	PART II TOTALS	602	653	
	TOTAL	1189	1286				

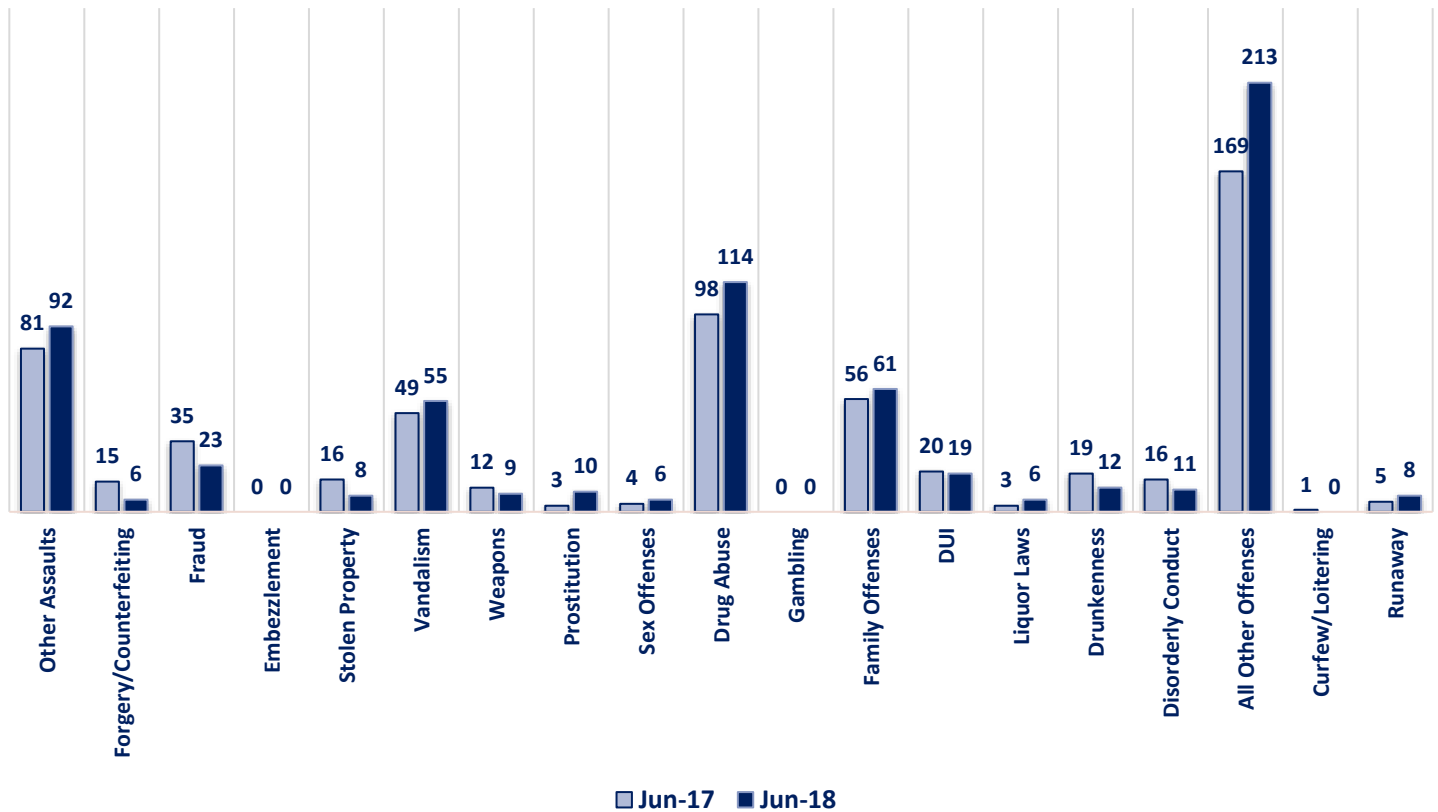
JUNE 2018 - PART I & II OFFENSE PERCENTAGES



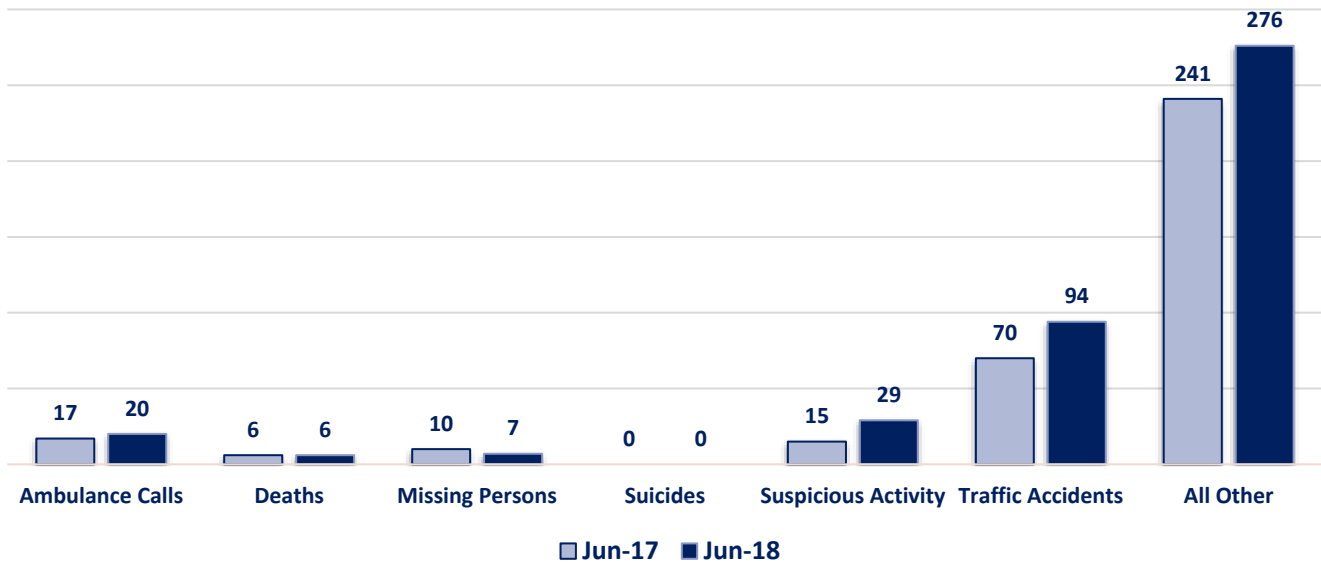
Part I Offenses



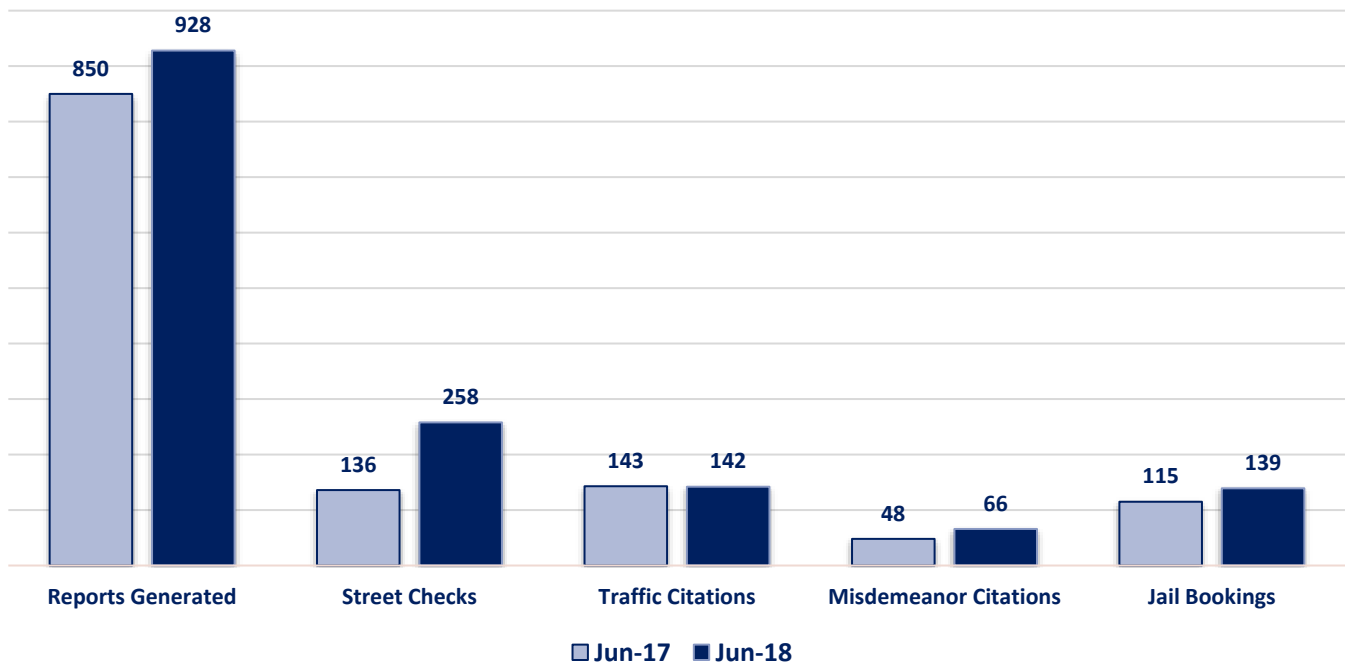
Part II Offenses



Non-UCR Offenses

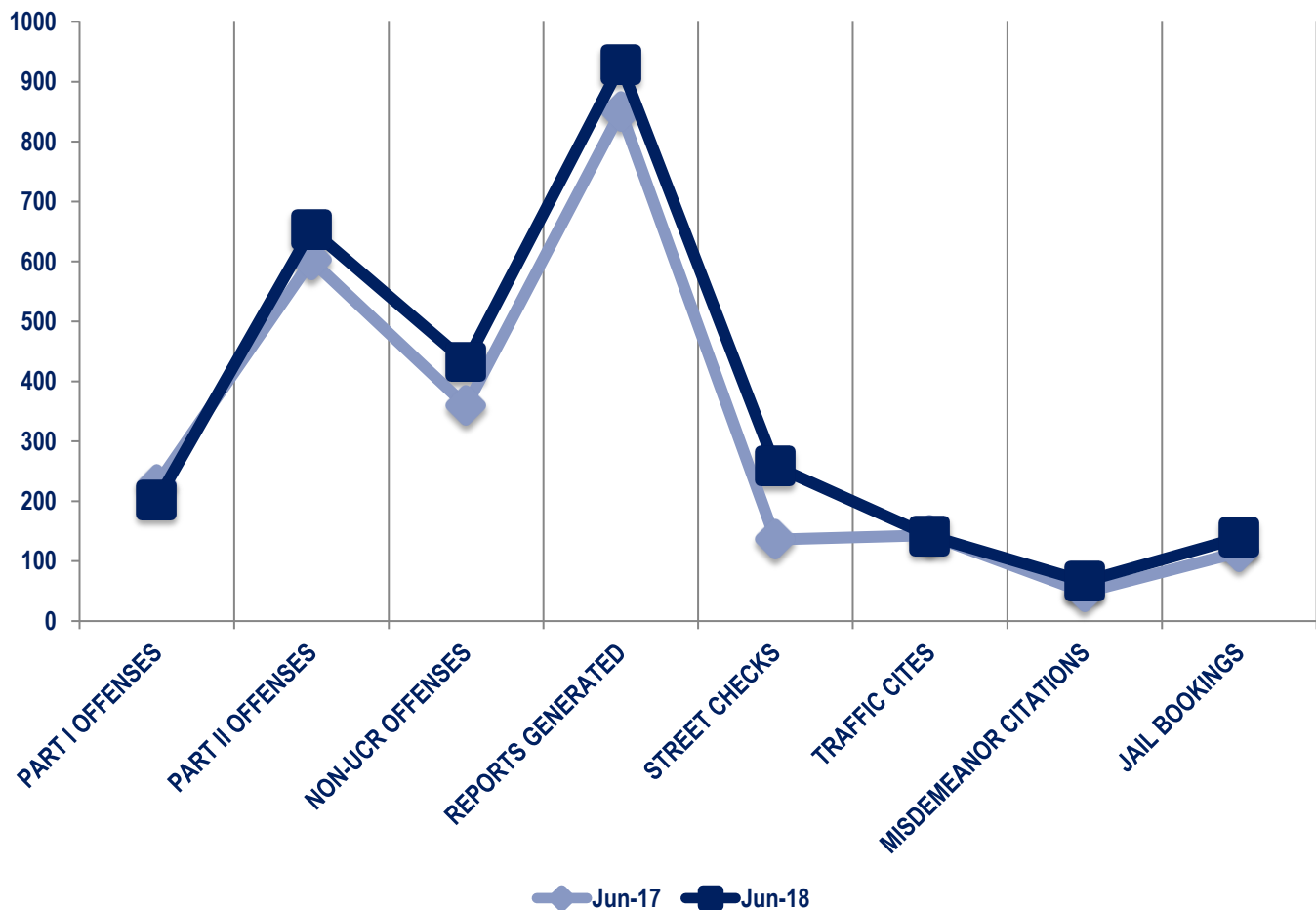


Other Event Totals



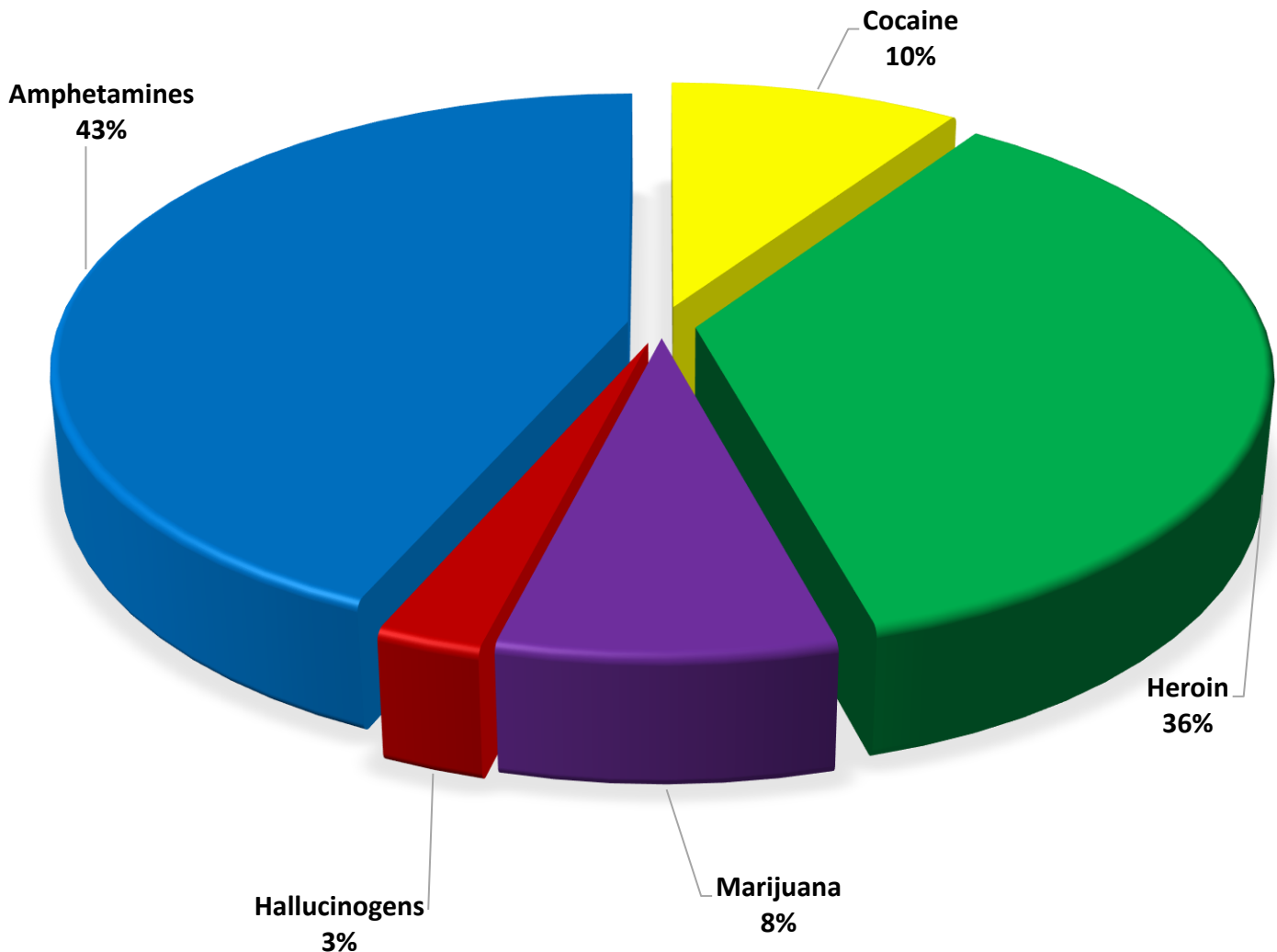
Combined Offense/Event Trends

	JUN 2017	JUN 2018
Part I Offenses	228	201
Part II Offenses	602	653
NonUCR Offenses	359	432
Reports Generated	850	928
Street Checks	136	258
Traffic Citations	143	142
Misdemeanor Citations	48	66
Jail Bookings	115	139

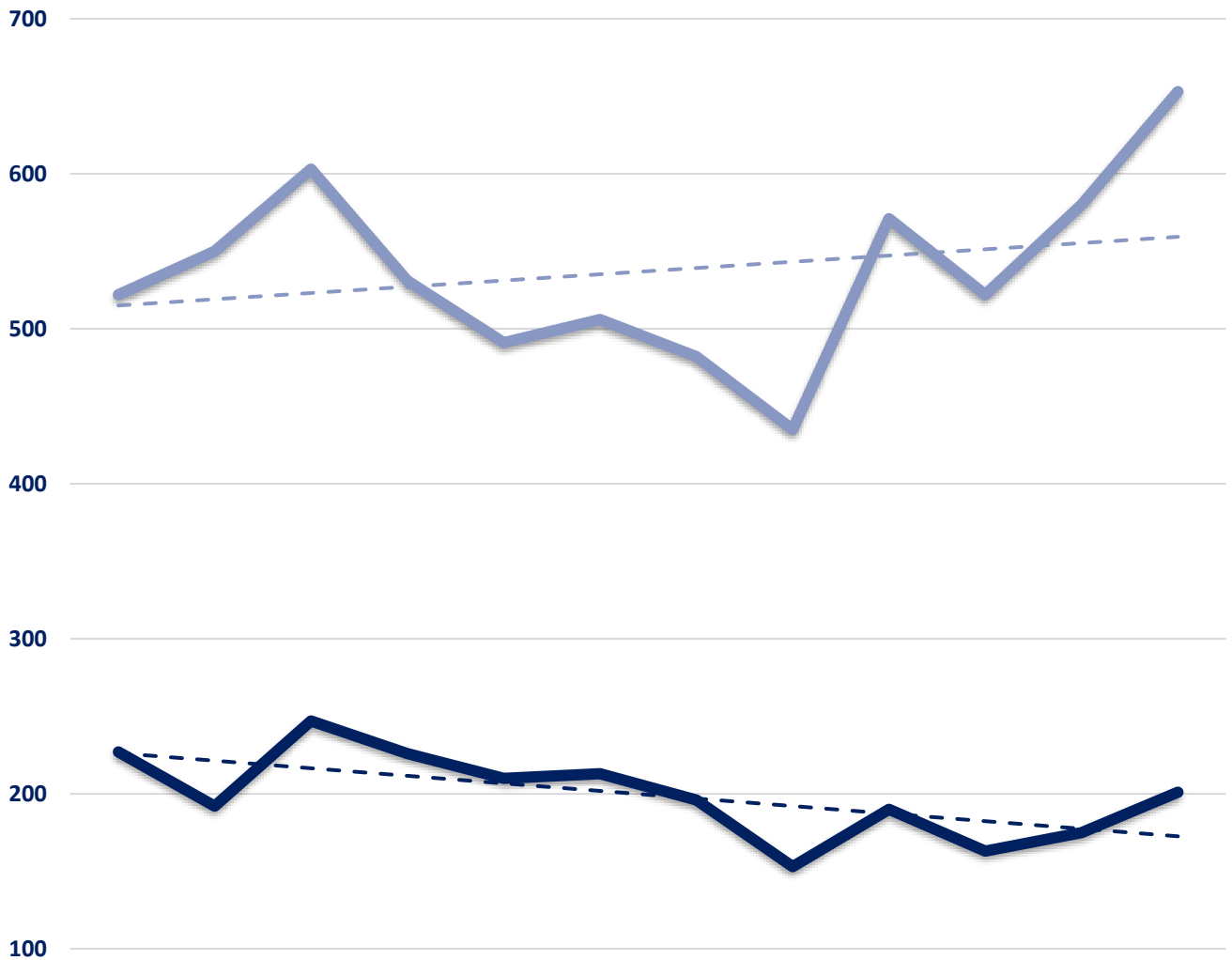


Seized Drugs

TYPE	DOSES	STREET VALUE
Cocaine	151.6	\$ 1,516.00
Heroin	577.5	\$ 5,775.00
Marijuana	130.9	\$ 785.56
Hallucinogens	41.2	\$ 82.42
Amphetamines	691.8	\$ 6,917.94
TOTAL	1593.0	\$ 15,076.92



Part I & II Offenses - One Year



	JUL 2017	AUG 2017	SEP 2017	OCT 2017	NOV 2017	DEC 2017	JAN 2018	FEB 2018	MAR 2018	APR 2018	MAY 2018	JUN 2018
PART I	227	192	247	226	210	213	196	153	190	163	175	201
PART II	522	550	603	531	491	506	482	435	571	522	580	653

— PART I
 — PART II
 - - - Part I Linear Forecast
 - - - Part II Linear Forecast



CITY COUNCIL DISTRICT #2

MONTHLY OFFENSE SUMMARY

JULY 2018

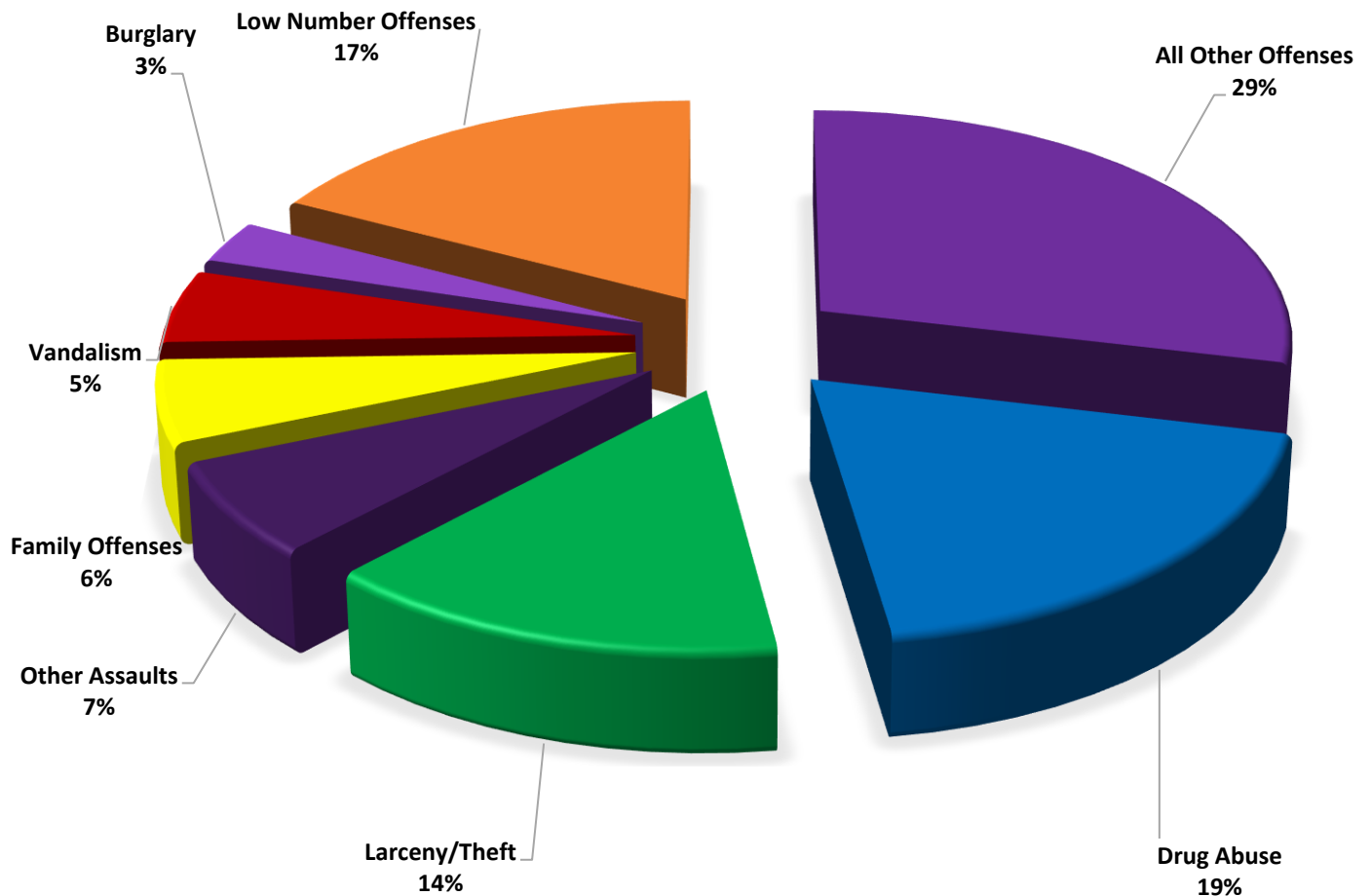
These figures represent preliminary counts of original Police Incident Reports and include all offenses within the above listed City Council District only. Full statistical analysis to determine the confidence level of this data has not been performed. The results contained herein are approximate in relation to the listed area and may not fully coincide with data shown in other areas of SLCPD's Crime Statistics page such as Calls for Service, Crimes Trending, and Crime Reports due to and reflective of departmental procedures that were in place at the time the event occurred and the date this data was compiled. Results displayed are not distinguished as attempted or completed crimes, do not include other calls for police service, and only represent police service where a report was made. Police Incident Reports are classified by primary offense categories as defined by the Uniform Crime Reporting (UCR) system, however for this report all offenses are included, and each incident may have more than one offense listed on it. In cases where there is more than one offense listed, all offenses are counted individually. Although every reasonable verification effort is made, the accuracy of any data is subject to the constraints of the report generation process as well as the manner, format, and point in time of any query.

PART I OFFENSES:	Chosen by the FBI as Part I Offenses because they are serious crimes that occur with regularity in all areas of the country and are likely to be reported to Police.
PART II OFFENSES:	All other crimes other than the eight Part I Offenses. The Uniform Crime Reporting Program gathers only arrest data for Part II Offenses, however, SLCPD results displayed in this document display all Part II Offenses, regardless of the presence of arrest data.
ALL OTHER OFFENSES:	Under the Part II Offense section, 'All Other Offenses' include Peeping Tom, Trespass, Kidnap/Abduction, Pornography, Extortion/Blackmail, Bribery, Warrants, Sexual Offenses, Obstruction, Public Peace, and Hit & Run.
NON-UCR OFFENSES:	Non-UCR Offenses include reports for all other offenses not classified as a Part I or Part II Offense. Results displayed separate some of these offenses such as Ambulance Calls, Deaths, Missing Persons, Suicides, Suspicious Activity, and Traffic Accidents.
ALL OTHER NON-UCR:	Under the Non-UCR category, 'All Other' include the remainder of offenses not classified as Part I or Part II and not separated from the Non-UCR Offenses. These include things such as Loud Parties, Barking Dogs, Mentally Ill Subjects, Citizen Assistance, etc.
LOW NUMBER OFFENSES:	On page two, in the interest of space and allowing for easier viewing, the category titled 'Low Number Offenses' include Part I and Part II Offenses from page one that have totals under the amount of 30.

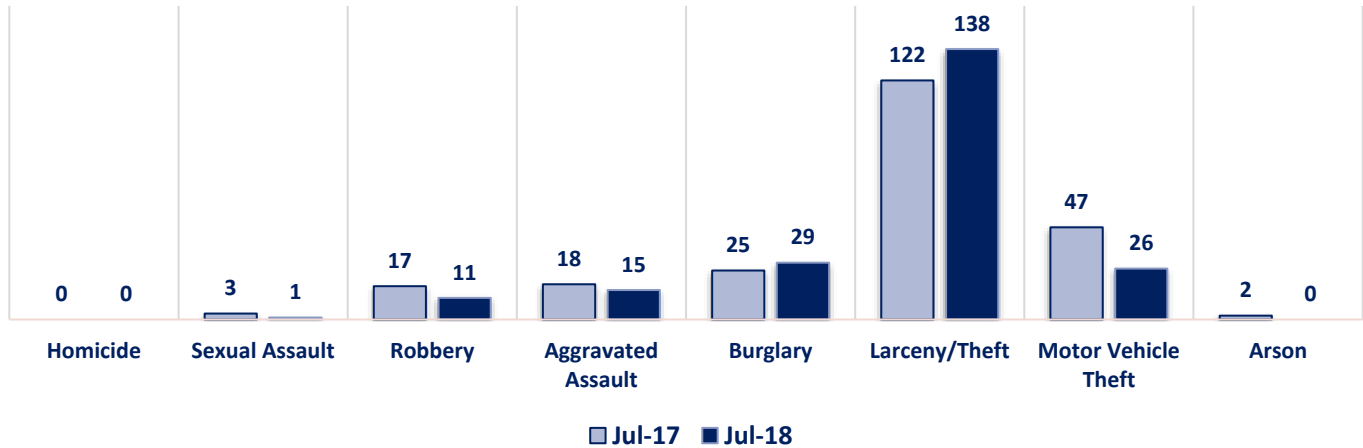
Offenses

PART I OFFENSES	OFFENSE	JUL 17	JUL 18	OFFENSE	JUL 17	JUL 18	PART II OFFENSES
	Homicide	0	0	Other Assaults	55	64	
	Sexual Assault	3	1	Forgery/Counterfeit	8	8	
	Robbery	17	11	Fraud	29	28	
	Aggravated Assault	18	15	Embezzlement	0	0	
	Burglary	25	29	Stolen Property	5	10	
	Larceny/Theft	122	138	Vandalism	55	50	
	Motor Vehicle Theft	47	26	Weapons	15	11	
	Arson	2	0	Prostitution	10	15	
PART I TOTALS		234	220	Sex Offenses		3	1
NON-UCR OFFENSES	Ambulance Calls	16	18	Drug Abuse	79	184	
	Deaths	2	5	Gambling	0	0	
	Missing Persons	3	9	Family Offenses	51	56	
	Suicides	0	0	DUI	15	13	
	Suspicious Activity	16	18	Liquor Laws	1	3	
	Traffic Accidents	68	74	Drunkenness	12	11	
	All Other	250	254	Disorderly Conduct	9	7	
NON-UCR TOTALS		355	378	All Other Offenses		177	277
TOTALS	PART I OFFENSES	234	220	Curfew/Loitering	0	1	
	PART II OFFENSES	533	745	Runaway	9	6	
	NON-UCR OFFENSES	355	378	PART II TOTALS	533	745	
	TOTAL	1122	1343				

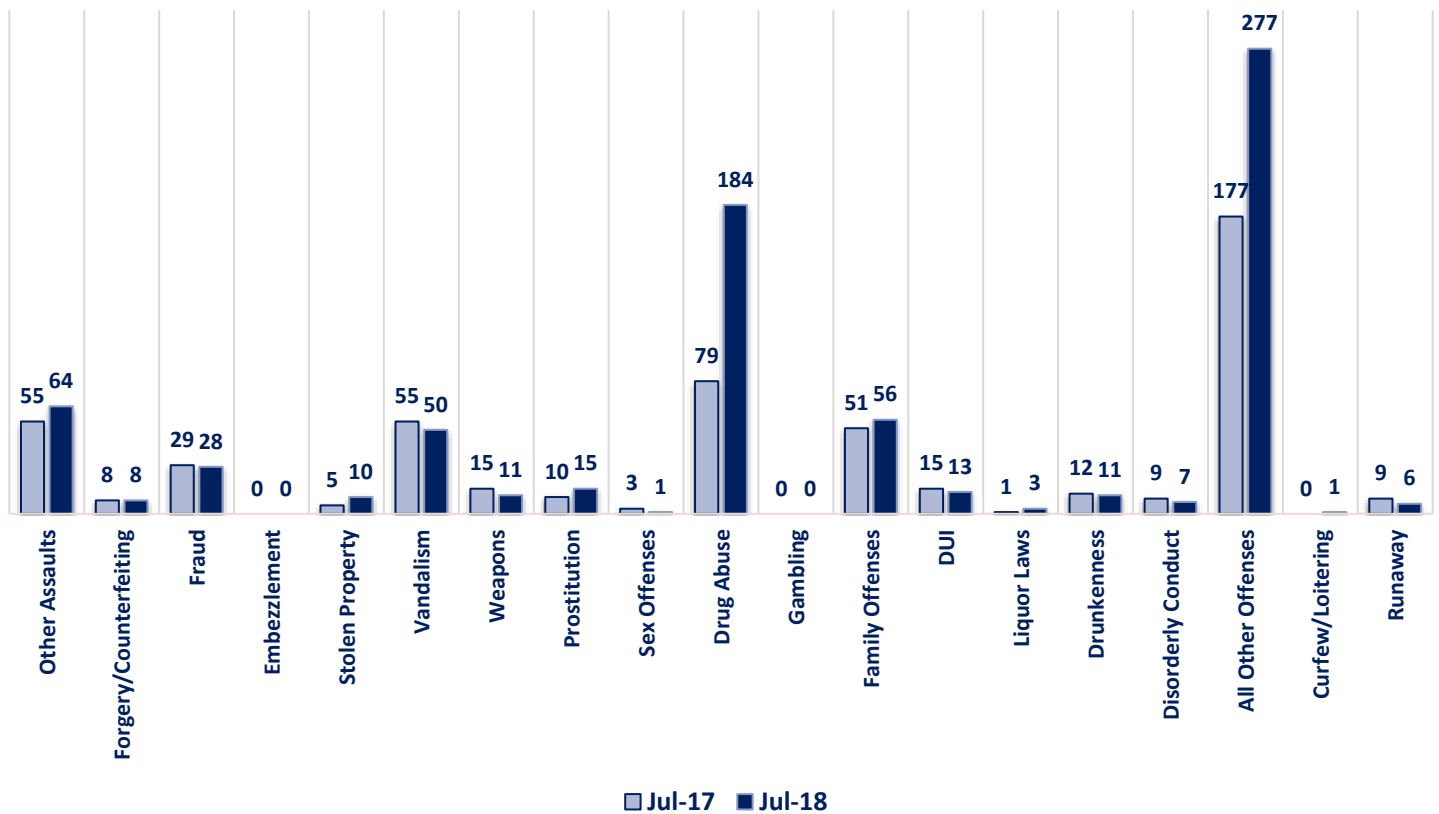
JULY 2018 - PART I & II OFFENSE PERCENTAGES



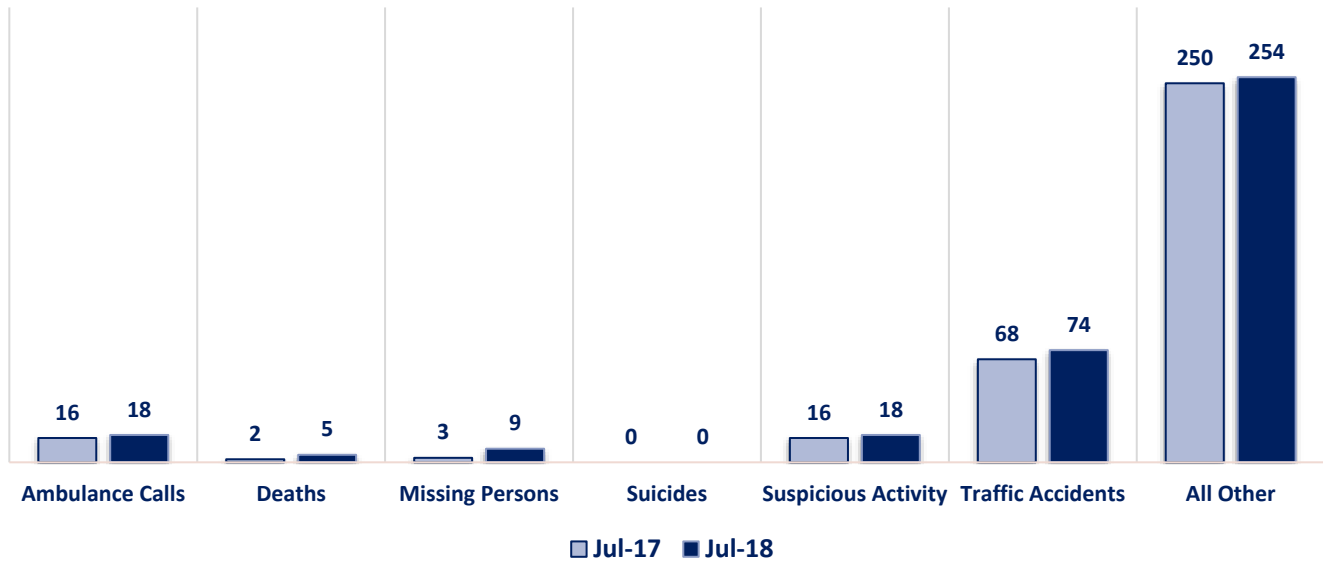
Part I Offenses



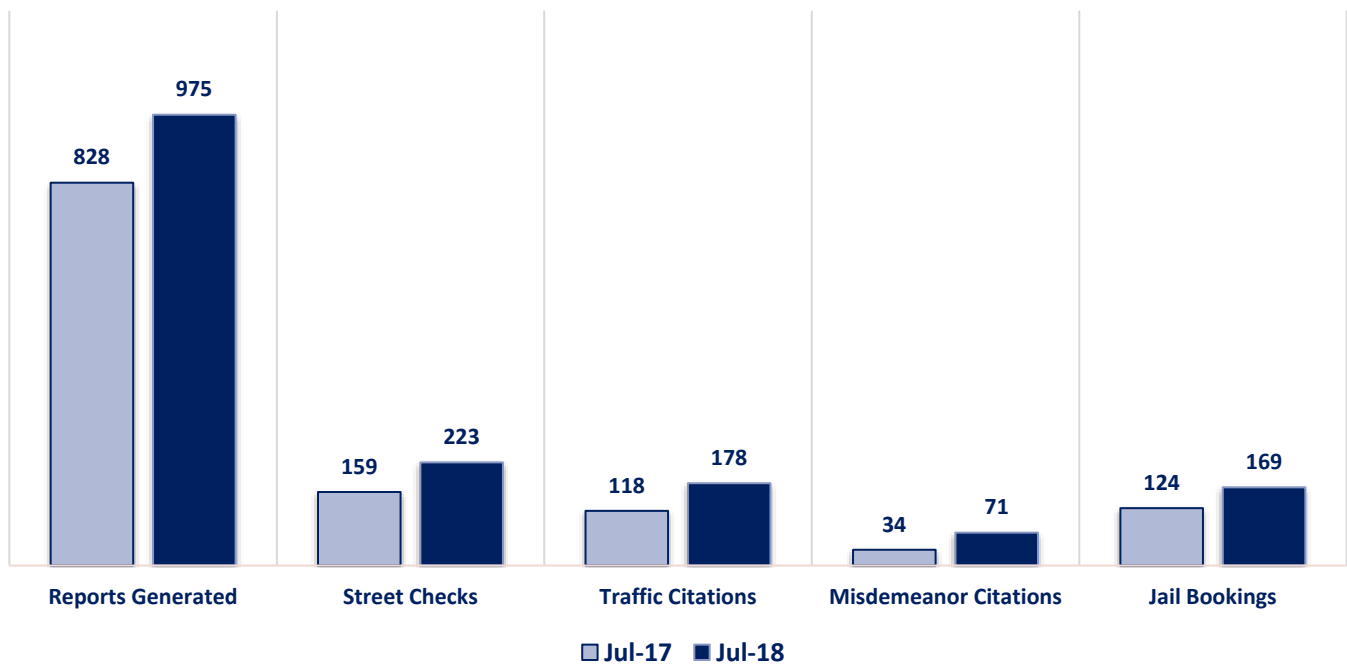
Part II Offenses



Non-UCR Offenses

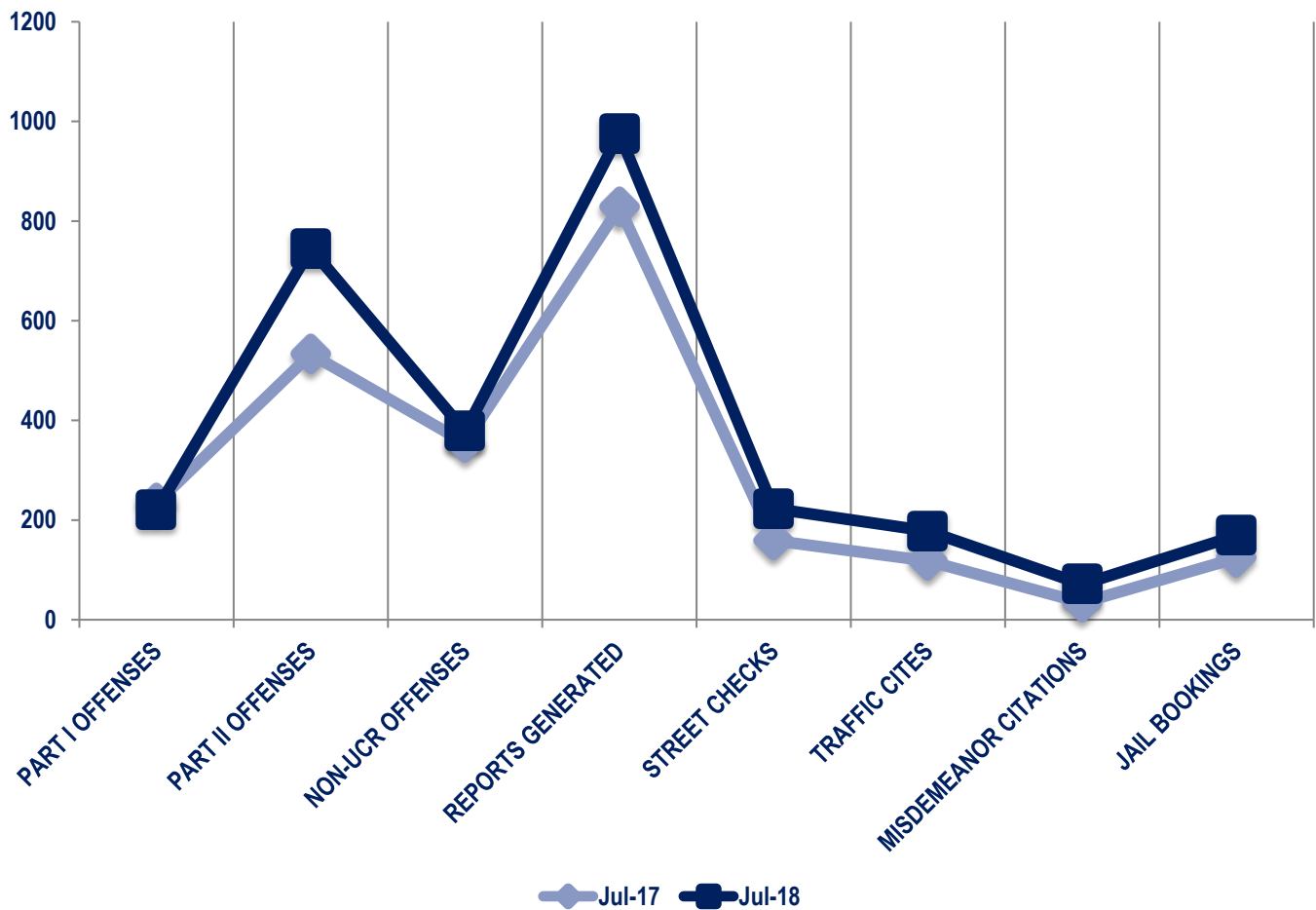


Other Event Totals



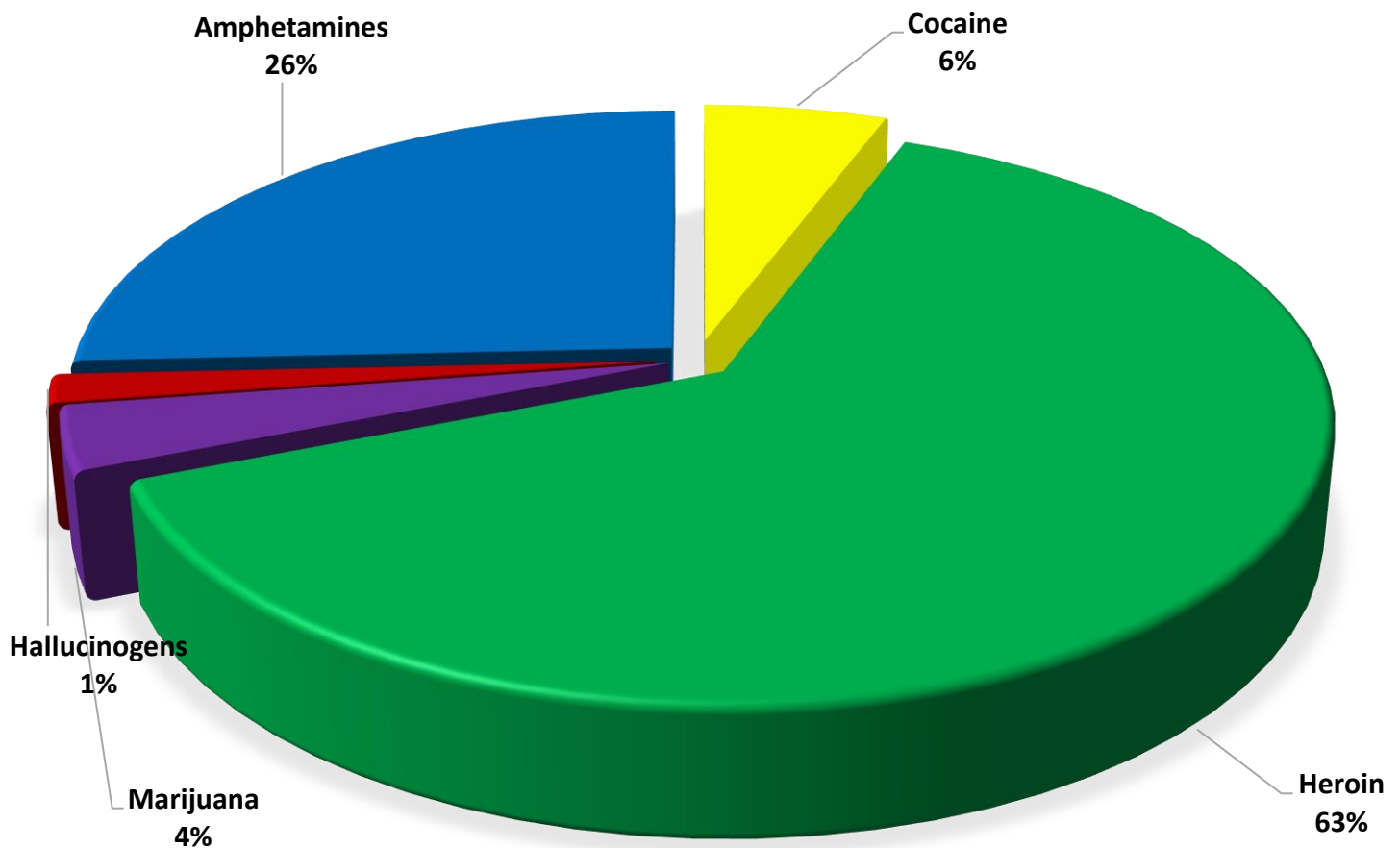
Combined Offense/Event Trends

	JUL 2017	JUL 2018
Part I Offenses	234	220
Part II Offenses	533	745
NonUCR Offenses	355	378
Reports Generated	828	975
Street Checks	159	223
Traffic Citations	118	178
Misdemeanor Citations	34	71
Jail Bookings	124	169

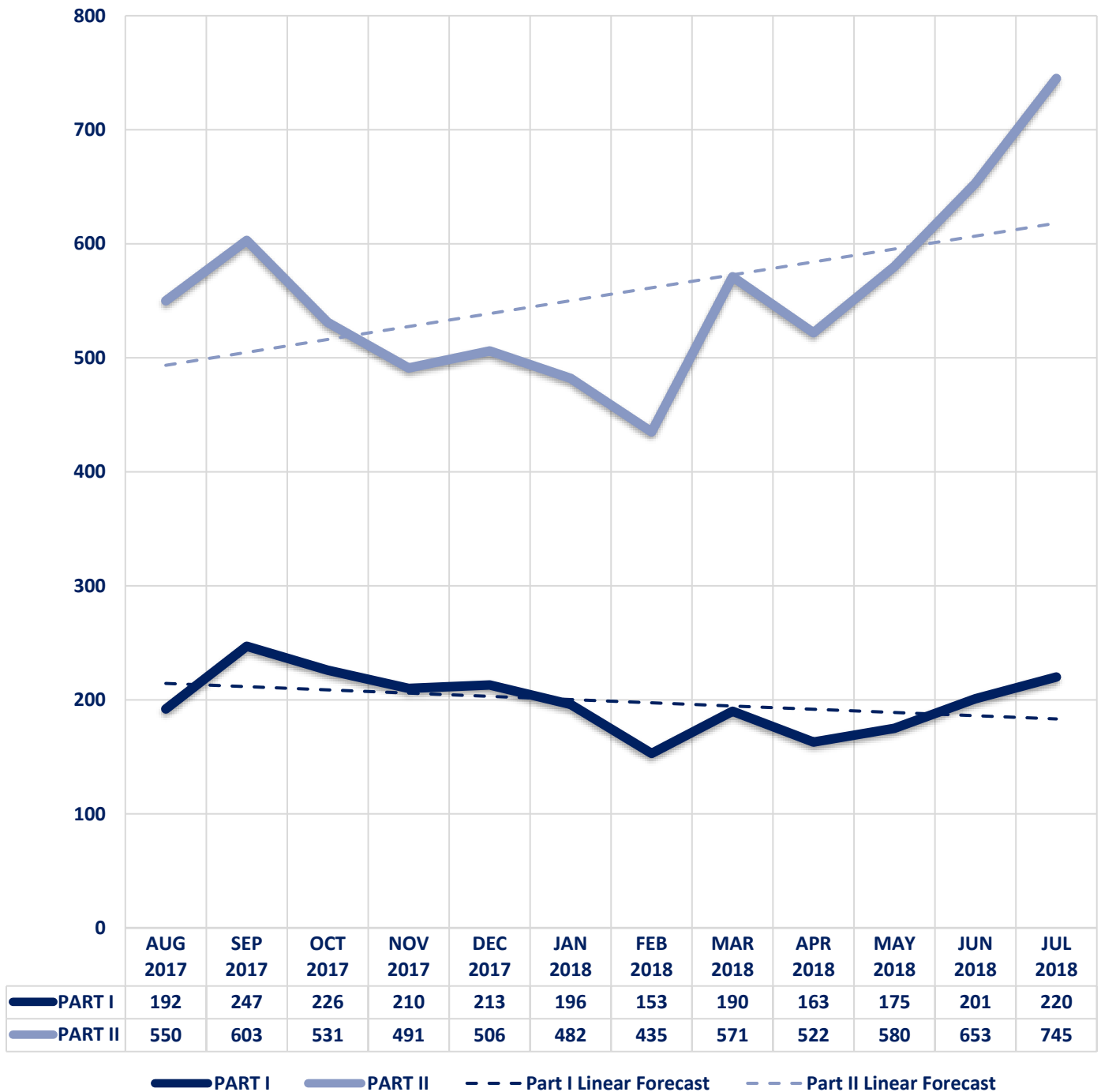


Seized Drugs

TYPE	DOSES	STREET VALUE
Cocaine	472.9	\$ 4,729.24
Heroin	5223.1	\$ 52,231.09
Marijuana	299.8	\$ 1,798.62
Hallucinogens	133.9	\$ 267.76
Amphetamines	2121.9	\$ 21,219.00
TOTAL	8251.6	\$ 80,245.72



Part I & II Offenses - One Year





CITY COUNCIL DISTRICT #2

MONTHLY OFFENSE SUMMARY

AUGUST 2018

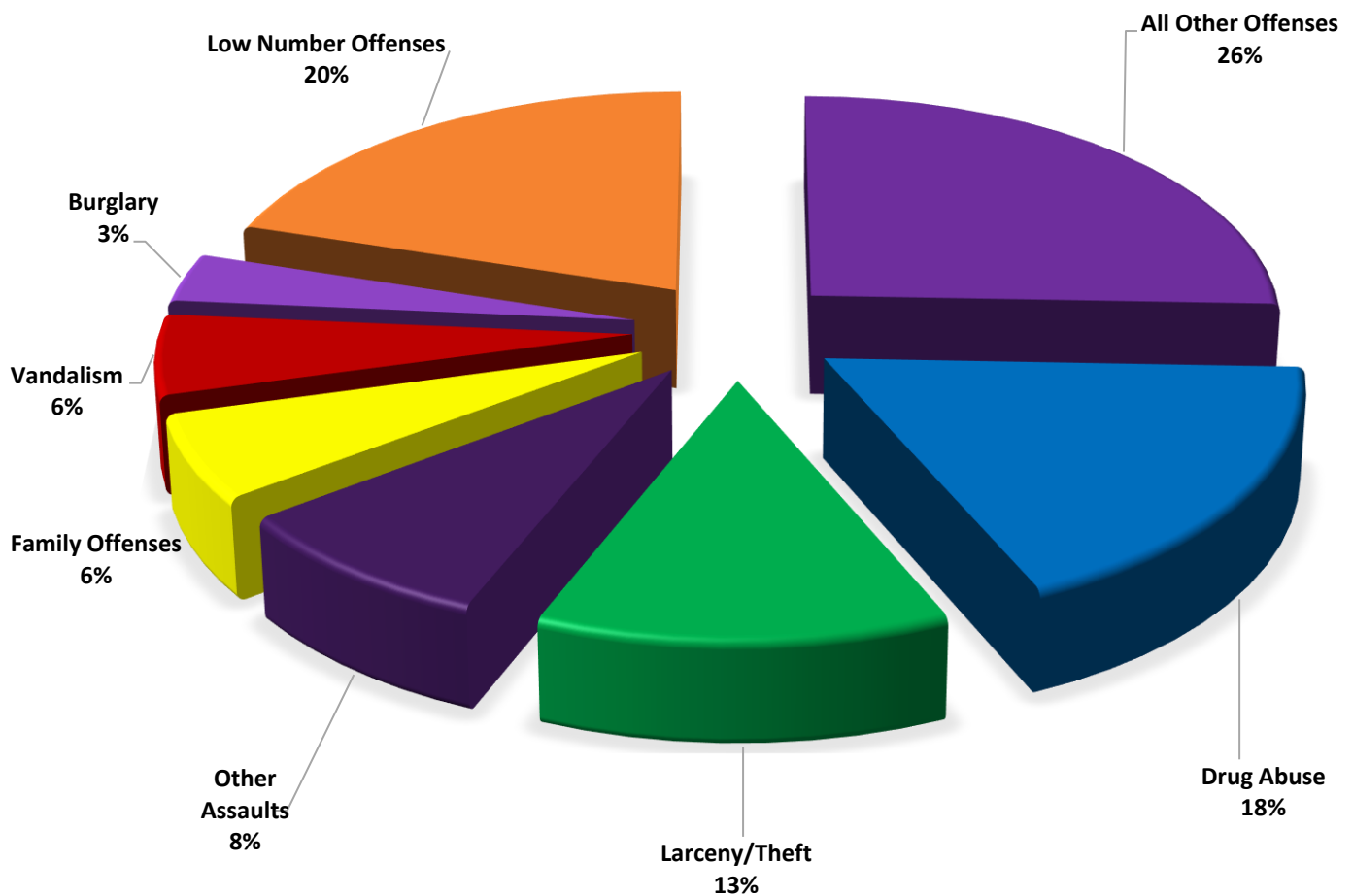
These figures represent preliminary counts of original Police Incident Reports and include all offenses within the above listed City Council District only. Full statistical analysis to determine the confidence level of this data has not been performed. The results contained herein are approximate in relation to the listed area and may not fully coincide with data shown in other areas of SLCPD's Crime Statistics page such as Calls for Service, Crimes Trending, and Crime Reports due to and reflective of departmental procedures that were in place at the time the event occurred and the date this data was compiled. Results displayed are not distinguished as attempted or completed crimes, do not include other calls for police service, and only represent police service where a report was made. Police Incident Reports are classified by primary offense categories as defined by the Uniform Crime Reporting (UCR) system, however for this report all offenses are included, and each incident may have more than one offense listed on it. In cases where there is more than one offense listed, all offenses are counted individually. Although every reasonable verification effort is made, the accuracy of any data is subject to the constraints of the report generation process as well as the manner, format, and point in time of any query.

PART I OFFENSES:	Chosen by the FBI as Part I Offenses because they are serious crimes that occur with regularity in all areas of the country and are likely to be reported to Police.
PART II OFFENSES:	All other crimes other than the eight Part I Offenses. The Uniform Crime Reporting Program gathers only arrest data for Part II Offenses, however, SLCPD results displayed in this document display all Part II Offenses, regardless of the presence of arrest data.
ALL OTHER OFFENSES:	Under the Part II Offense section, 'All Other Offenses' include Peeping Tom, Trespass, Kidnap/Abduction, Pornography, Extortion/Blackmail, Bribery, Warrants, Sexual Offenses, Obstruction, Public Peace, and Hit & Run.
NON-UCR OFFENSES:	Non-UCR Offenses include reports for all other offenses not classified as a Part I or Part II Offense. Results displayed separate some of these offenses such as Ambulance Calls, Deaths, Missing Persons, Suicides, Suspicious Activity, and Traffic Accidents.
ALL OTHER NON-UCR:	Under the Non-UCR category, 'All Other' include the remainder of offenses not classified as Part I or Part II and not separated from the Non-UCR Offenses. These include things such as Loud Parties, Barking Dogs, Mentally Ill Subjects, Citizen Assistance, etc.
LOW NUMBER OFFENSES:	On page two, in the interest of space and allowing for easier viewing, the category titled 'Low Number Offenses' include Part I and Part II Offenses from page one that have totals under the amount of 30.

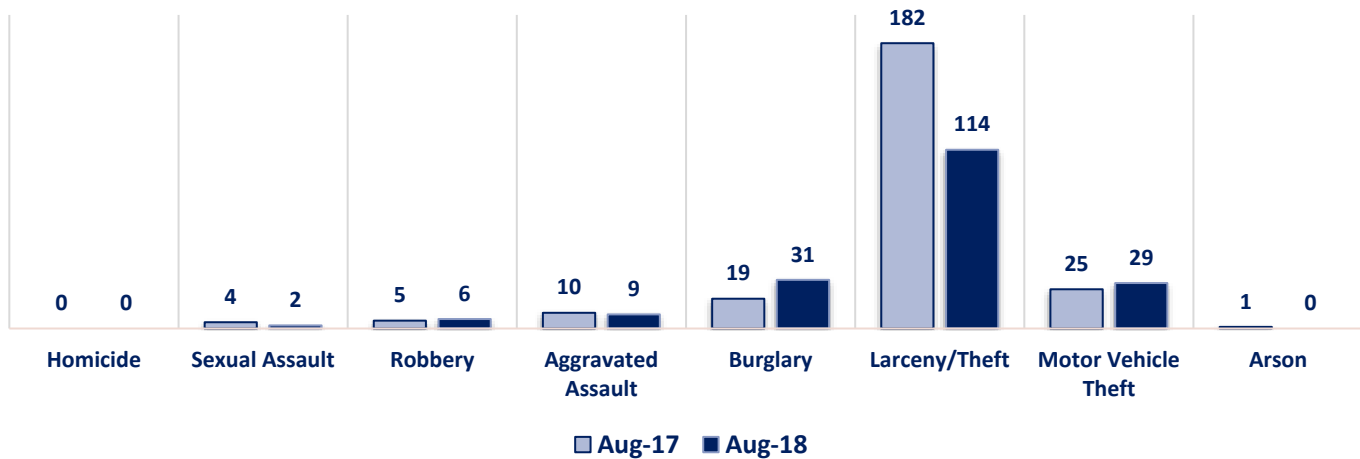
Offenses

PART I OFFENSES	OFFENSE	AUG 17	AUG 18	OFFENSE	AUG 17	AUG 18	PART II OFFENSES
	Homicide	0	0	Other Assaults	73	77	
	Sexual Assault	4	2	Forgery/Counterfeit	7	13	
	Robbery	5	6	Fraud	20	24	
	Aggravated Assault	10	9	Embezzlement	0	0	
	Burglary	19	31	Stolen Property	6	4	
	Larceny/Theft	182	114	Vandalism	51	51	
	Motor Vehicle Theft	25	29	Weapons	13	8	
	Arson	1	0	Prostitution	23	28	
PART I TOTALS		246	191	Sex Offenses	7	7	PART II OFFENSES
NON-UCR OFFENSES	Ambulance Calls	23	16	Drug Abuse	143	161	
	Deaths	4	4	Gambling	0	1	
	Missing Persons	5	4	Family Offenses	64	54	
	Suicides	2	0	DUI	15	14	
	Suspicious Activity	12	17	Liquor Laws	1	5	
	Traffic Accidents	91	87	Drunkenness	16	6	
	All Other	277	226	Disorderly Conduct	13	18	
NON-UCR TOTALS		414	354	All Other Offenses	284	230	
TOTALS	PART I OFFENSES	246	191	Curfew/Loitering	0	0	
	PART II OFFENSES	742	708	Runaway	6	7	
	NON-UCR OFFENSES	414	354	PART II TOTALS	742	708	
	TOTAL	1402	1253				

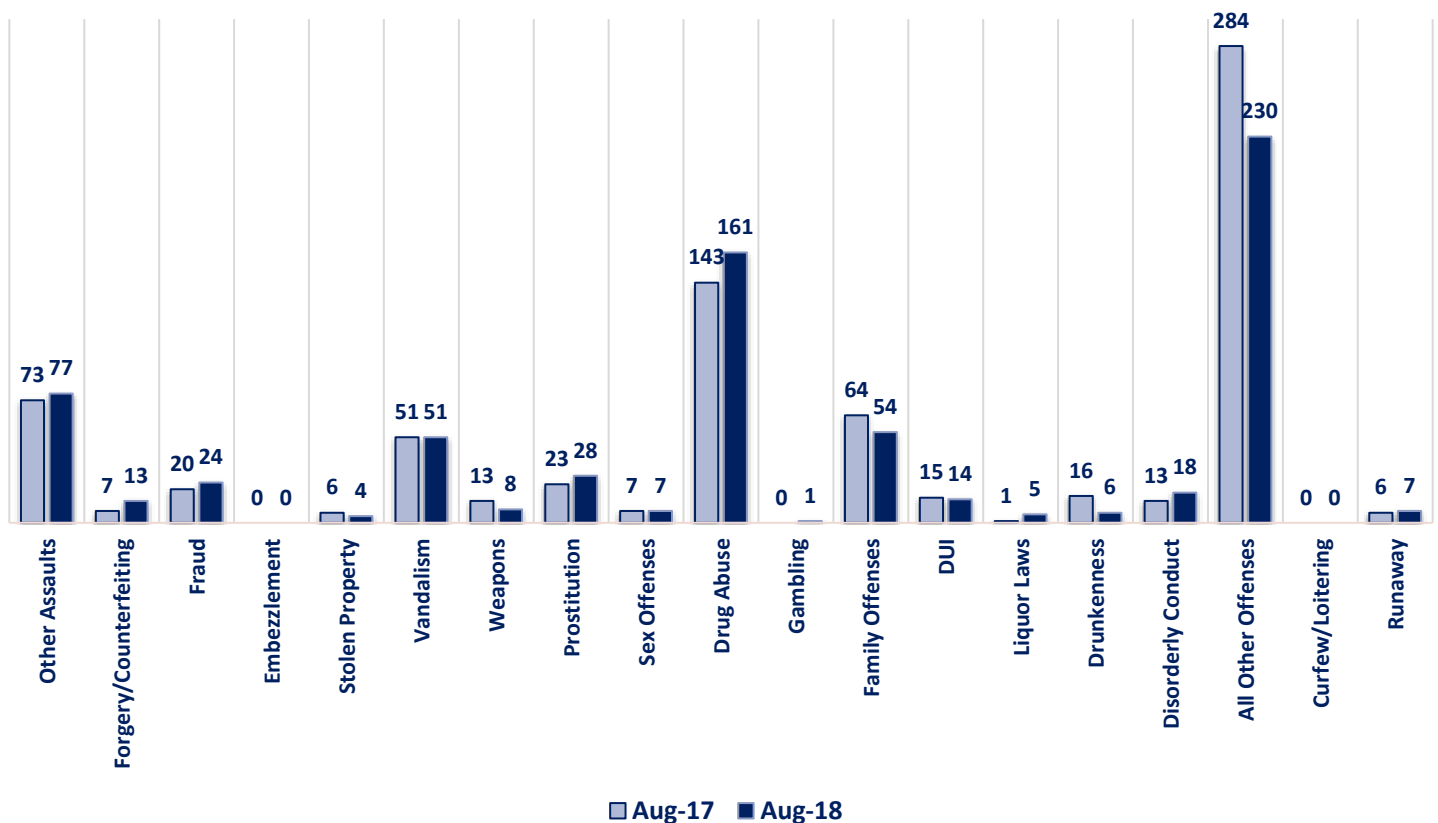
AUGUST 2018 - PART I & II OFFENSE PERCENTAGES



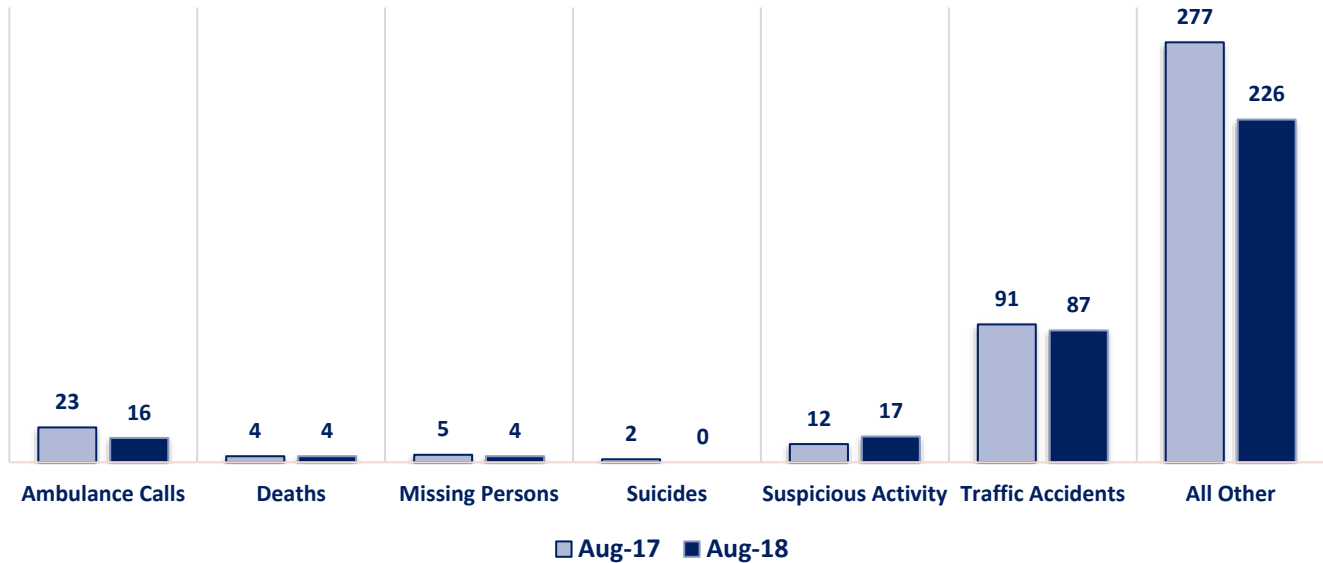
Part I Offenses



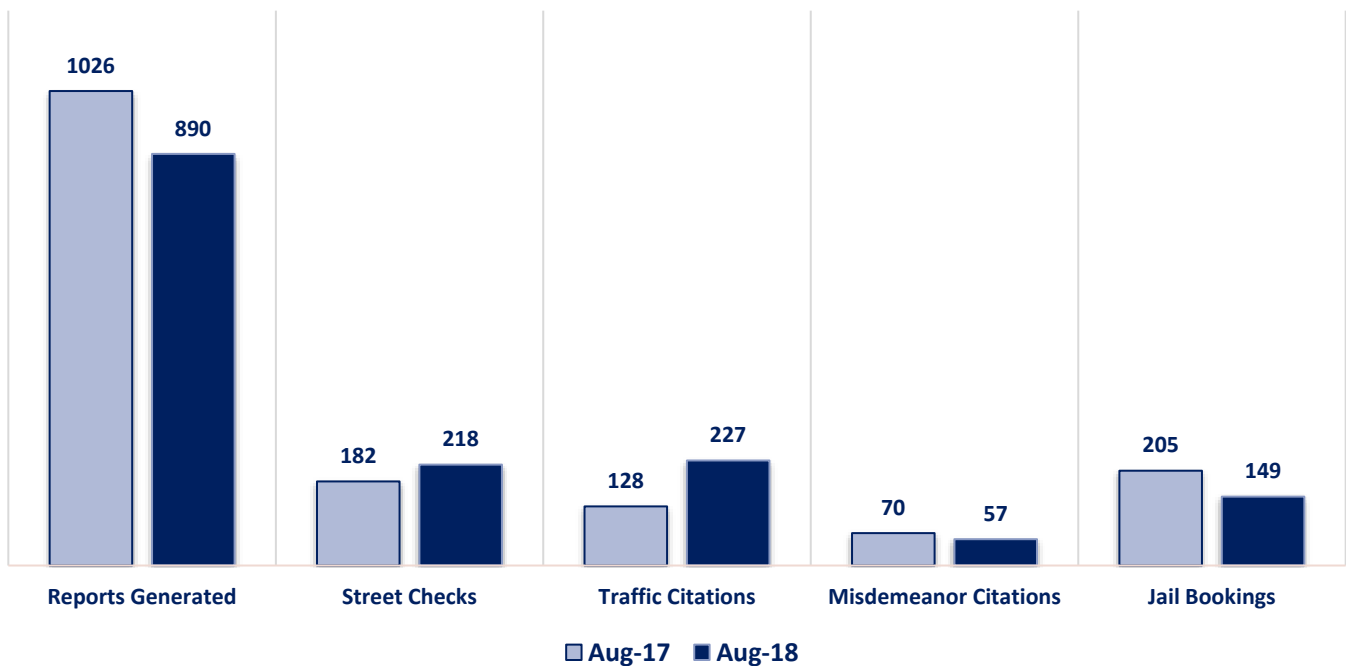
Part II Offenses



Non-UCR Offenses

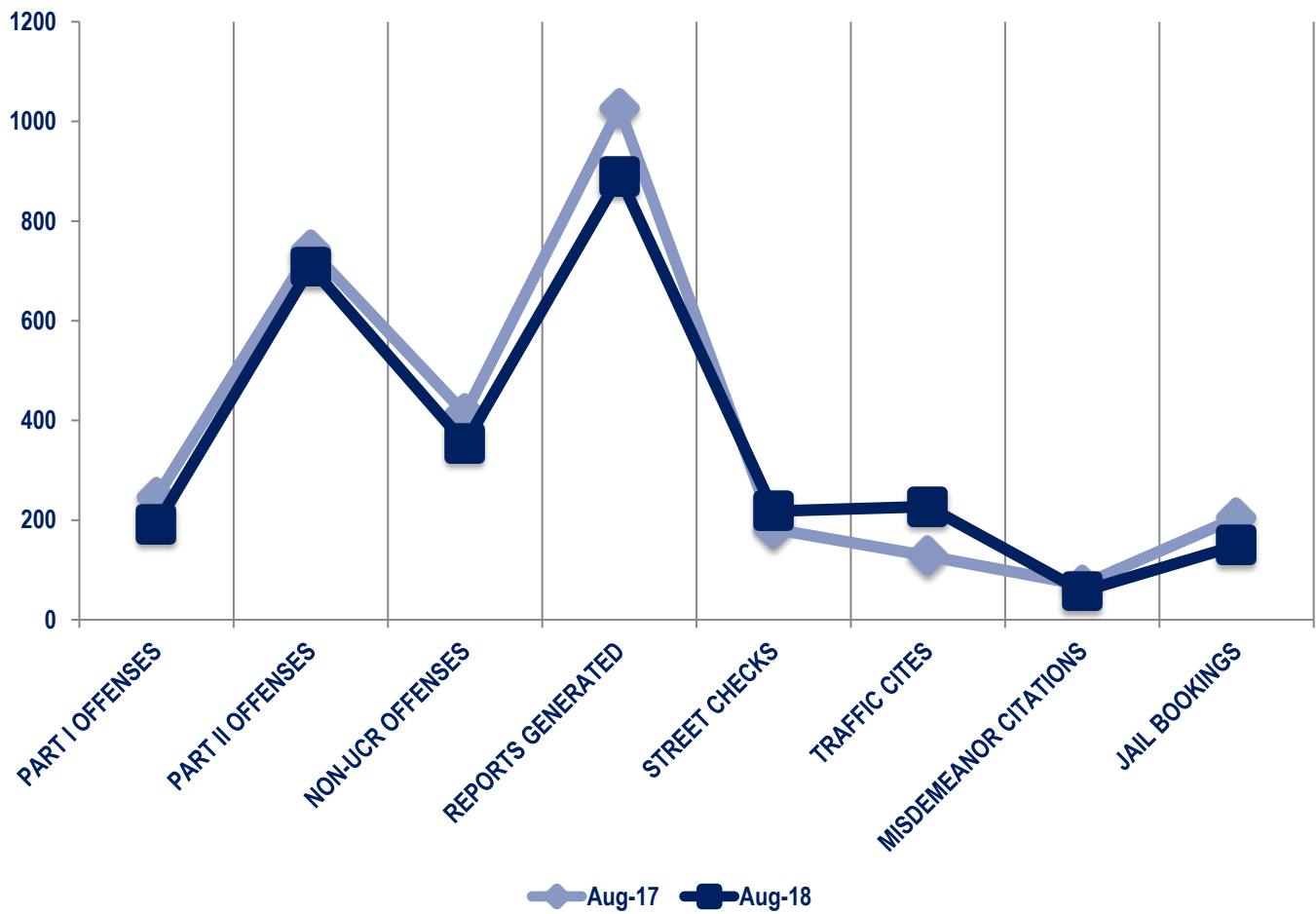


Other Event Totals



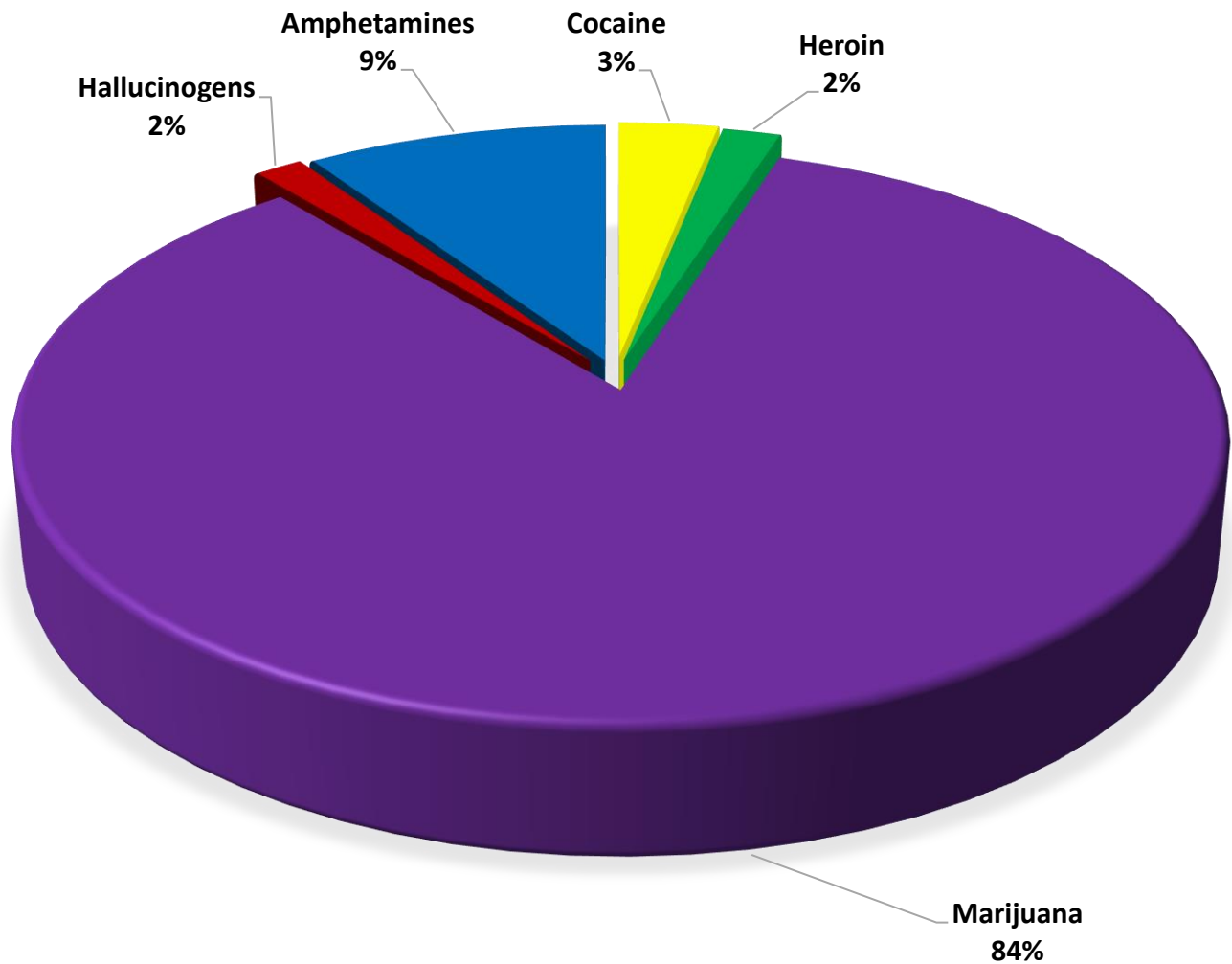
Combined Offense/Event Trends

	AUG 2017	AUG 2018
Part I Offenses	246	191
Part II Offenses	742	708
NonUCR Offenses	414	354
Reports Generated	1026	890
Street Checks	182	218
Traffic Citations	128	227
Misdemeanor Citations	70	57
Jail Bookings	205	149

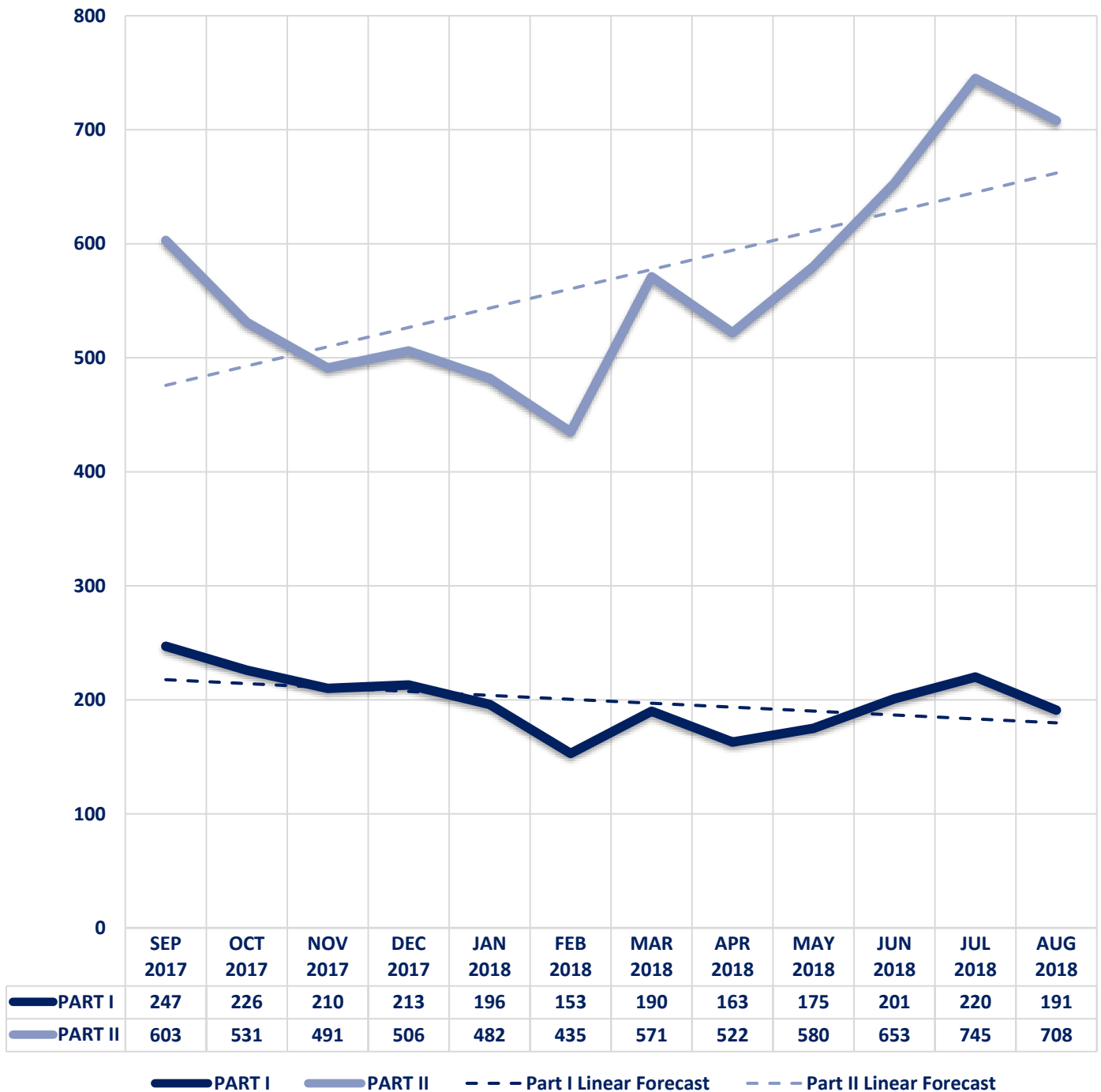


Seized Drugs

TYPE	DOSES	STREET VALUE
Cocaine	363.6	\$ 3,636.39
Heroin	211.4	\$ 2,114.25
Marijuana	9765.6	\$ 58,593.46
Hallucinogens	174.8	\$ 349.57
Amphetamines	1099.4	\$ 10,994.40
TOTAL	11614.9	\$ 75,688.06



Part I & II Offenses - One Year





CITY COUNCIL DISTRICT #2

MONTHLY OFFENSE SUMMARY

SEPTEMBER 2018

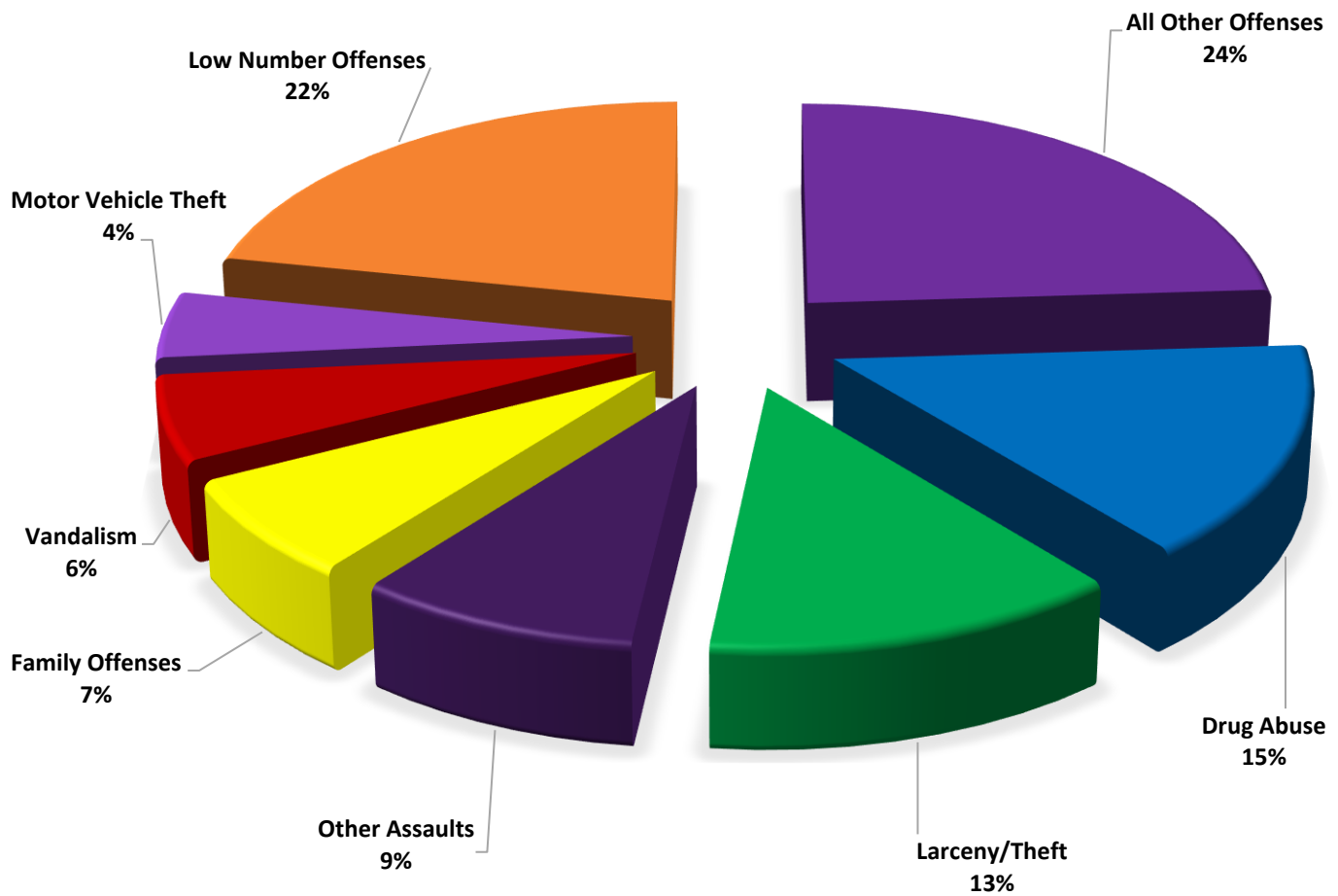
These figures represent preliminary counts of original Police Incident Reports and include all offenses within the above listed City Council District only. Full statistical analysis to determine the confidence level of this data has not been performed. The results contained herein are approximate in relation to the listed area and may not fully coincide with data shown in other areas of SLCPD's Crime Statistics page such as Calls for Service, Crimes Trending, and Crime Reports due to and reflective of departmental procedures that were in place at the time the event occurred and the date this data was compiled. Results displayed are not distinguished as attempted or completed crimes, do not include other calls for police service, and only represent police service where a report was made. Police Incident Reports are classified by primary offense categories as defined by the Uniform Crime Reporting (UCR) system, however for this report all offenses are included, and each incident may have more than one offense listed on it. In cases where there is more than one offense listed, all offenses are counted individually. Although every reasonable verification effort is made, the accuracy of any data is subject to the constraints of the report generation process as well as the manner, format, and point in time of any query.

PART I OFFENSES:	Chosen by the FBI as Part I Offenses because they are serious crimes that occur with regularity in all areas of the country and are likely to be reported to Police.
PART II OFFENSES:	All other crimes other than the eight Part I Offenses. The Uniform Crime Reporting Program gathers only arrest data for Part II Offenses, however, SLCPD results displayed in this document display all Part II Offenses, regardless of the presence of arrest data.
ALL OTHER OFFENSES:	Under the Part II Offense section, 'All Other Offenses' include Peeping Tom, Trespass, Kidnap/Abduction, Pornography, Extortion/Blackmail, Bribery, Warrants, Sexual Offenses, Obstruction, Public Peace, and Hit & Run.
NON-UCR OFFENSES:	Non-UCR Offenses include reports for all other offenses not classified as a Part I or Part II Offense. Results displayed separate some of these offenses such as Ambulance Calls, Deaths, Missing Persons, Suicides, Suspicious Activity, and Traffic Accidents.
ALL OTHER NON-UCR:	Under the Non-UCR category, 'All Other' include the remainder of offenses not classified as Part I or Part II and not separated from the Non-UCR Offenses. These include things such as Loud Parties, Barking Dogs, Mentally Ill Subjects, Citizen Assistance, etc.
LOW NUMBER OFFENSES:	On page two, in the interest of space and allowing for easier viewing, the category titled 'Low Number Offenses' include Part I and Part II Offenses from page one that have totals under the amount of 30.

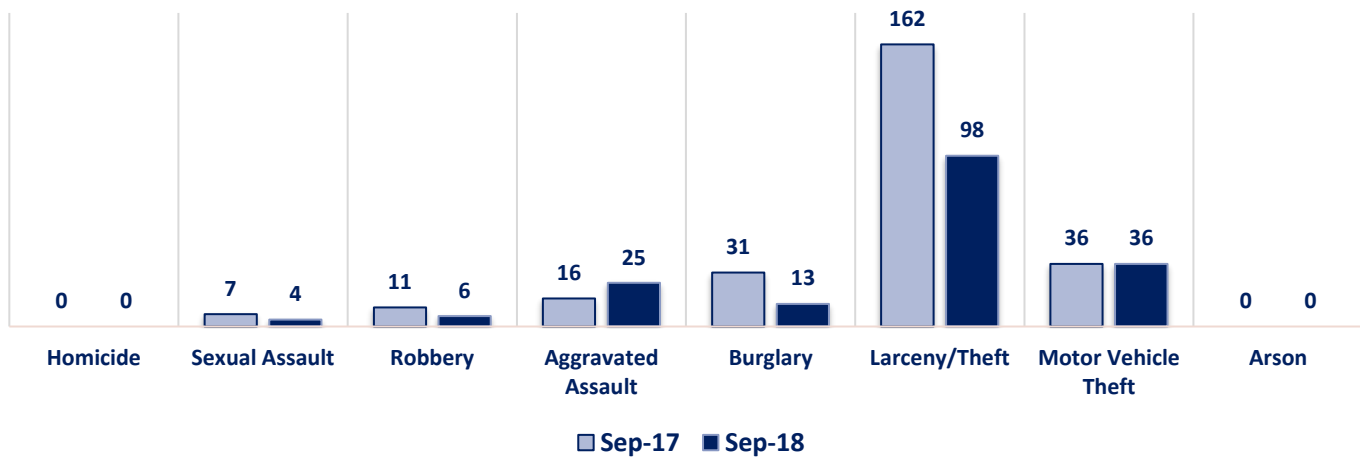
Offenses

PART I OFFENSES	OFFENSE	SEP 17	SEP 18	OFFENSE	SEP 17	SEP 18	PART II OFFENSES
	Homicide	0	0	Other Assaults	69	67	
	Sexual Assault	7	4	Forgery/Counterfeit	8	8	
	Robbery	11	6	Fraud	33	26	
	Aggravated Assault	16	25	Embezzlement	0	0	
	Burglary	31	13	Stolen Property	8	8	
	Larceny/Theft	162	98	Vandalism	51	46	
	Motor Vehicle Theft	36	36	Weapons	20	12	
	Arson	0	0	Prostitution	4	13	
PART I TOTALS		263	182	Sex Offenses	6	2	PART II OFFENSES
NON-UCR OFFENSES	Ambulance Calls	11	17	Drug Abuse	123	115	
	Deaths	5	2	Gambling	0	0	
	Missing Persons	5	7	Family Offenses	45	53	
	Suicides	0	0	DUI	13	8	
	Suspicious Activity	16	17	Liquor Laws	4	5	
	Traffic Accidents	0	0	Drunkenness	11	15	
	All Other	320	274	Disorderly Conduct	11	17	
NON-UCR TOTALS		357	317	All Other Offenses	206	184	
TOTALS	PART I OFFENSES	263	182	Curfew/Loitering	0	0	
	PART II OFFENSES	622	584	Runaway	10	5	
	NON-UCR OFFENSES	357	317	PART II TOTALS	622	584	
	TOTAL	1242	1083				

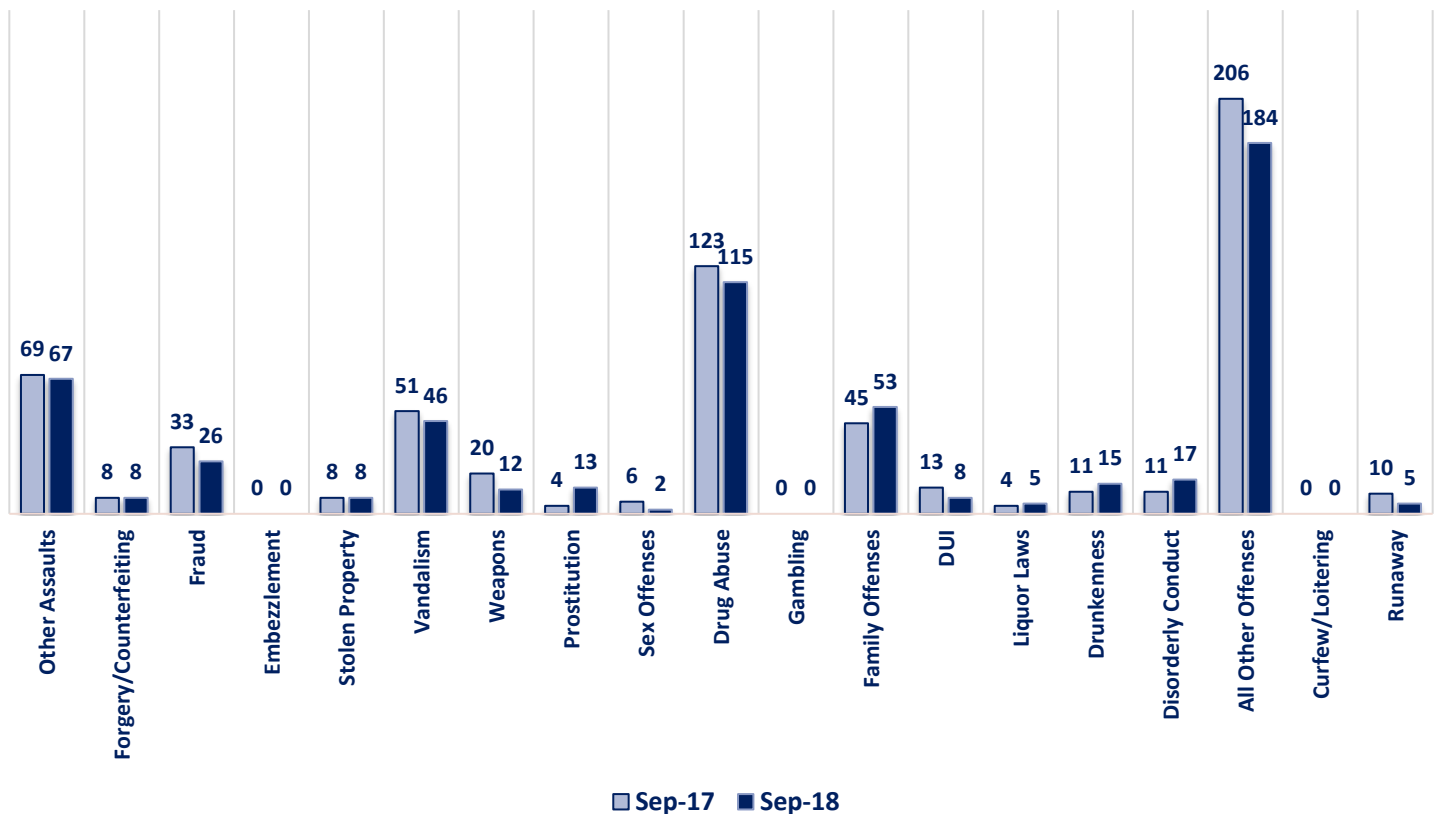
SEPTEMBER 2018 - PART I & II OFFENSE PERCENTAGES



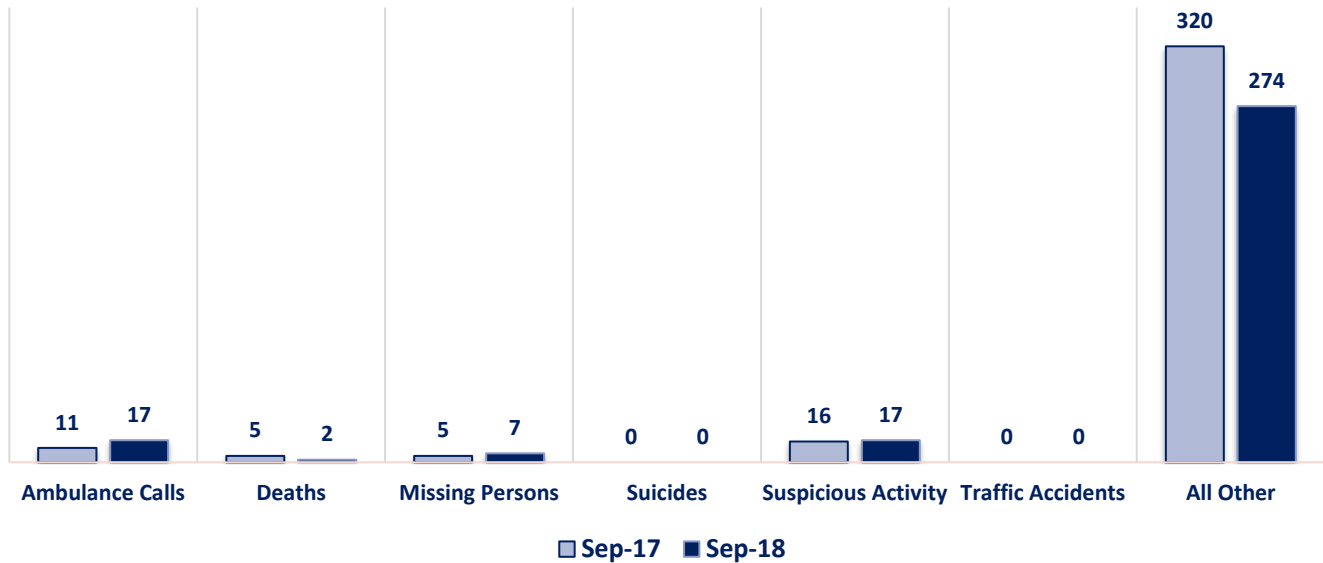
Part I Offenses



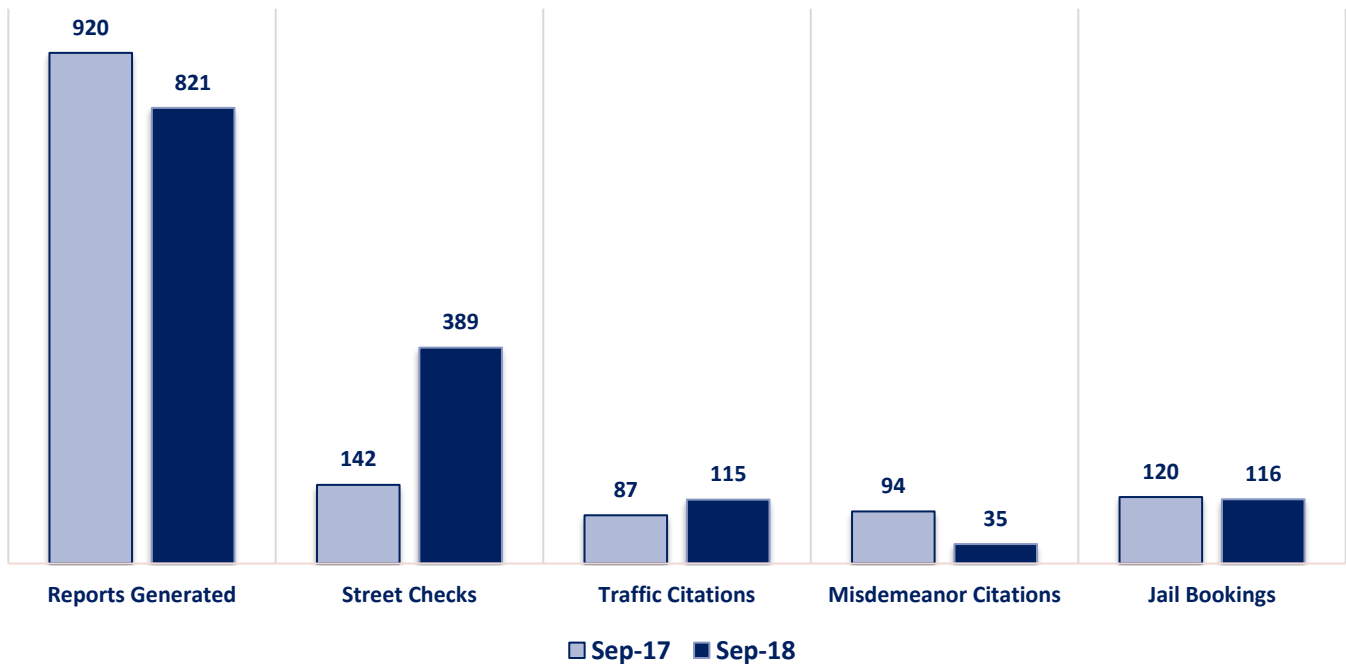
Part II Offenses



Non-UCR Offenses

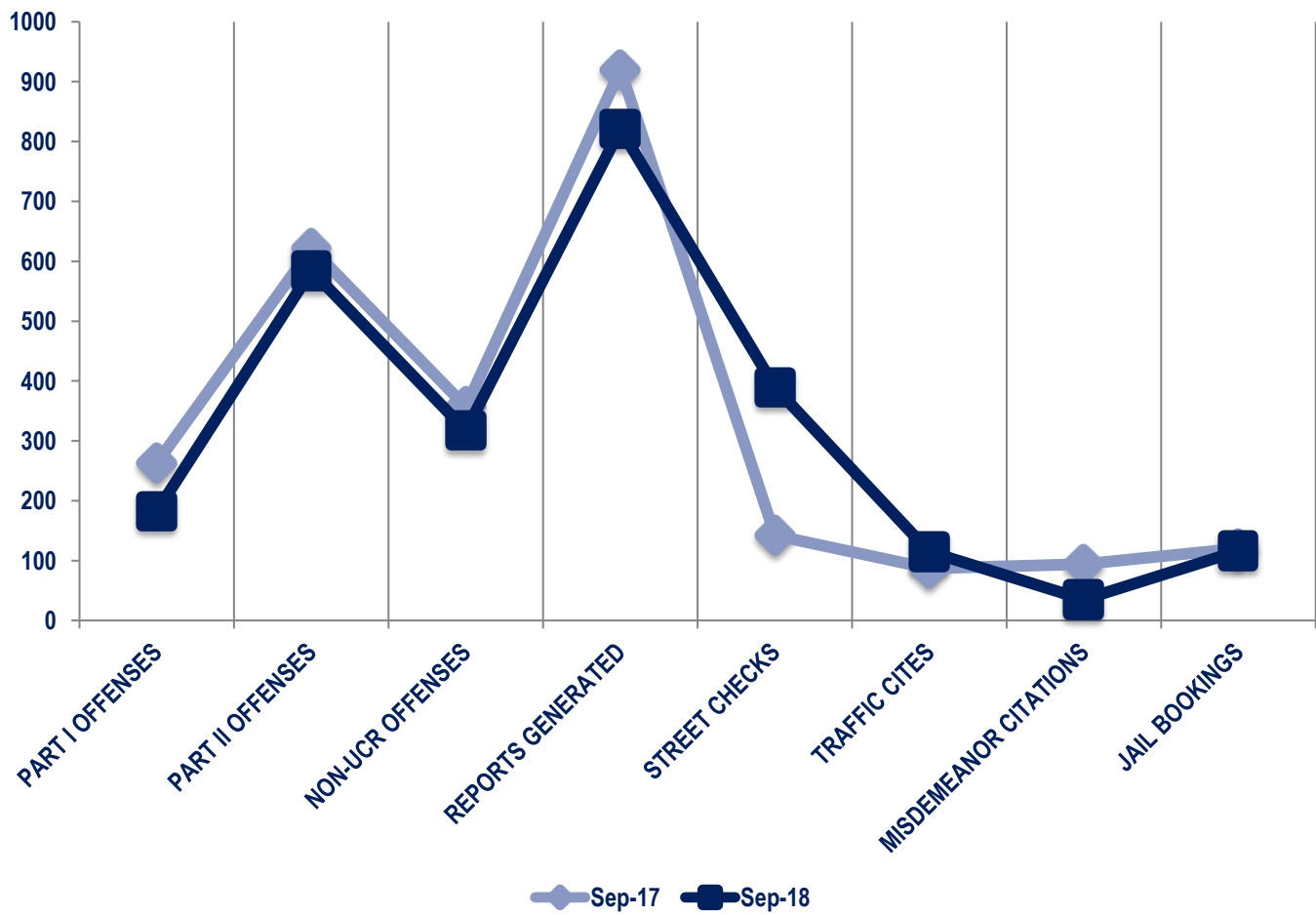


Other Event Totals



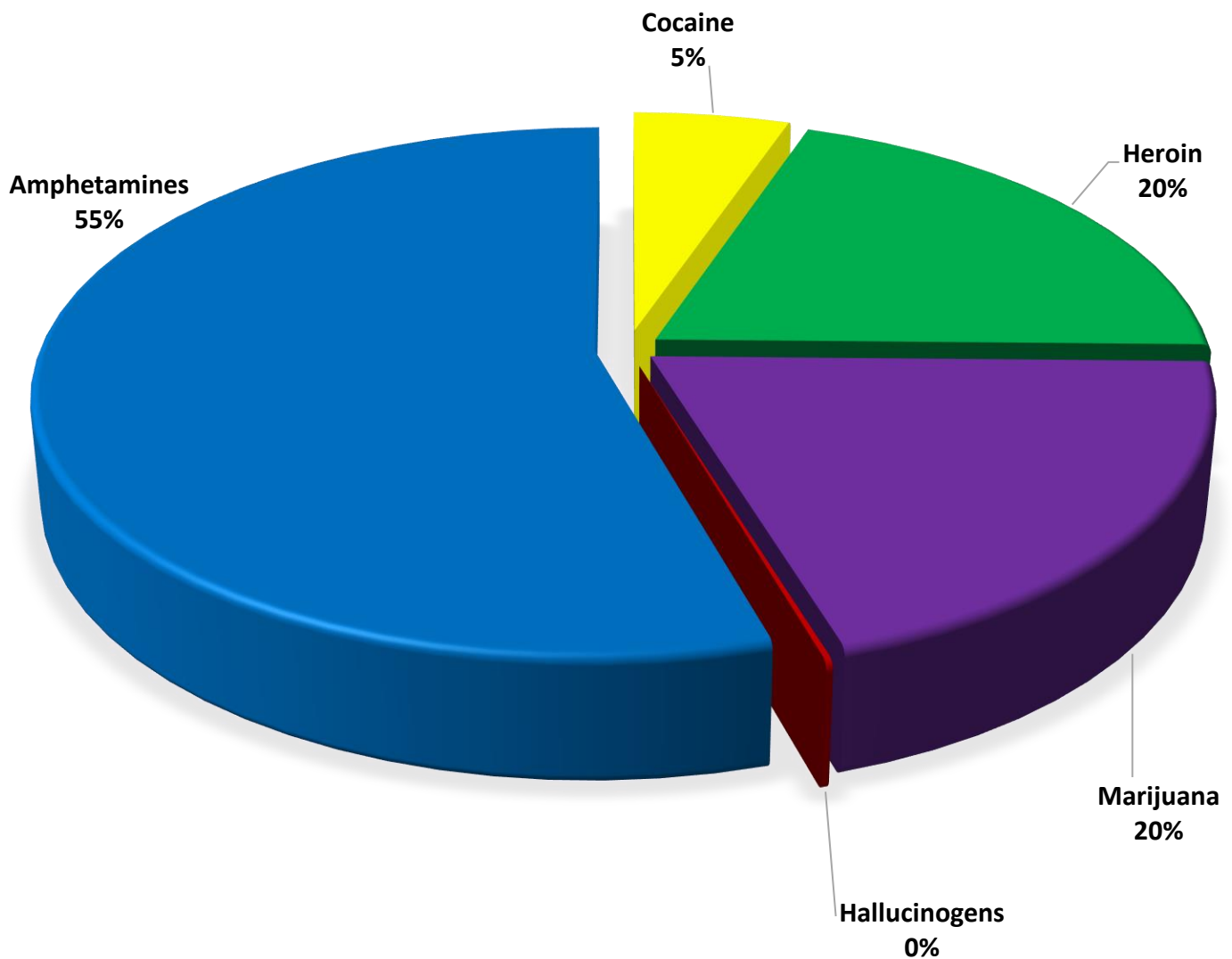
Combined Offense/Event Trends

	SEP 2017	SEP 2018
Part I Offenses	263	182
Part II Offenses	622	584
NonUCR Offenses	357	317
Reports Generated	920	821
Street Checks	142	389
Traffic Citations	87	115
Misdemeanor Citations	94	35
Jail Bookings	120	116

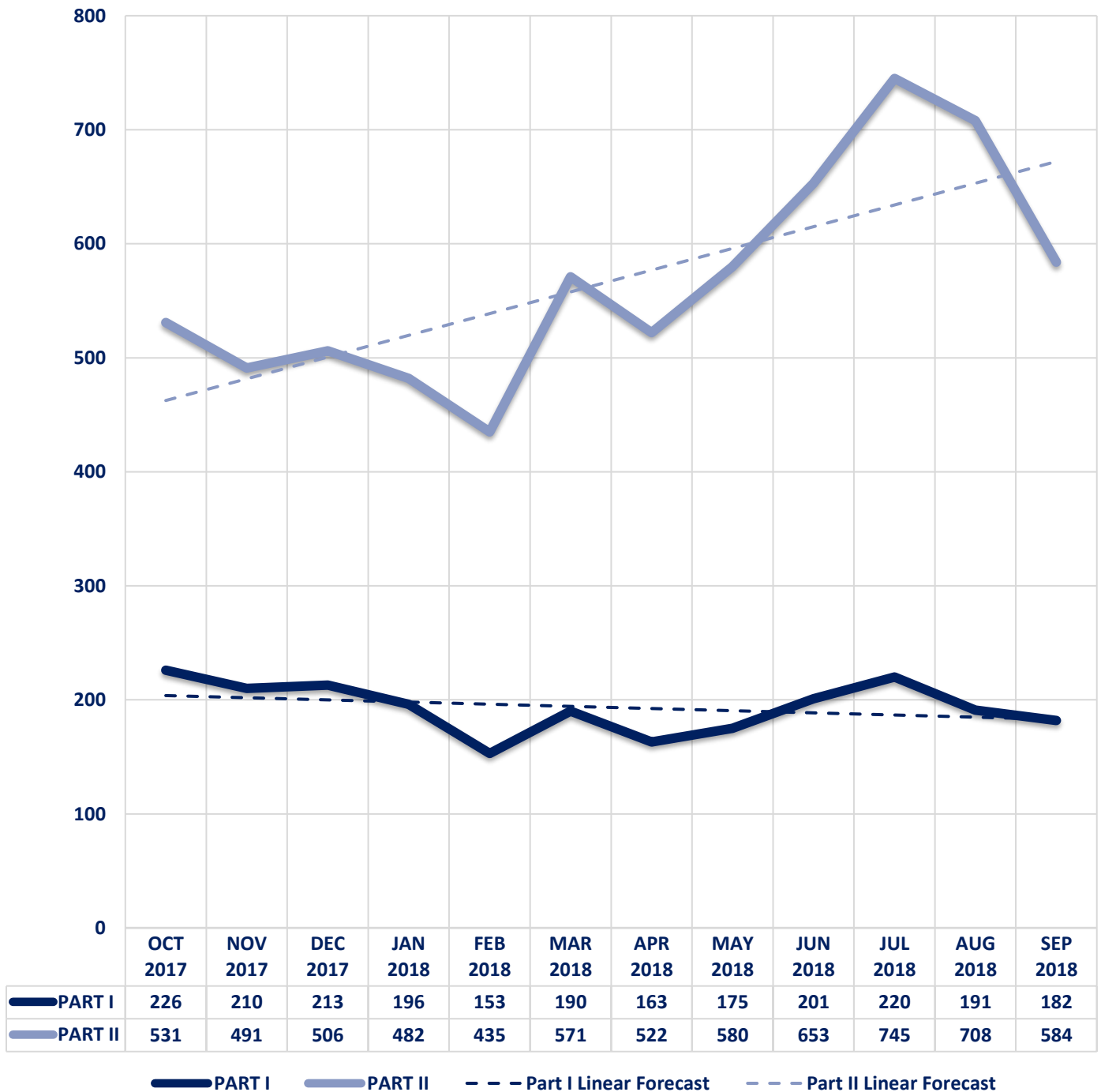


Seized Drugs

TYPE	DOSES	STREET VALUE
Cocaine	174.6	\$ 1,746.00
Heroin	664.5	\$ 6,645.00
Marijuana	663.1	\$ 3,978.38
Hallucinogens	5.6	\$ 11.29
Amphetamines	1809.4	\$ 18,094.00
TOTAL	3317.2	\$ 30,474.67



Part I & II Offenses - One Year





CITY COUNCIL DISTRICT #2

MONTHLY OFFENSE SUMMARY

OCTOBER 2018

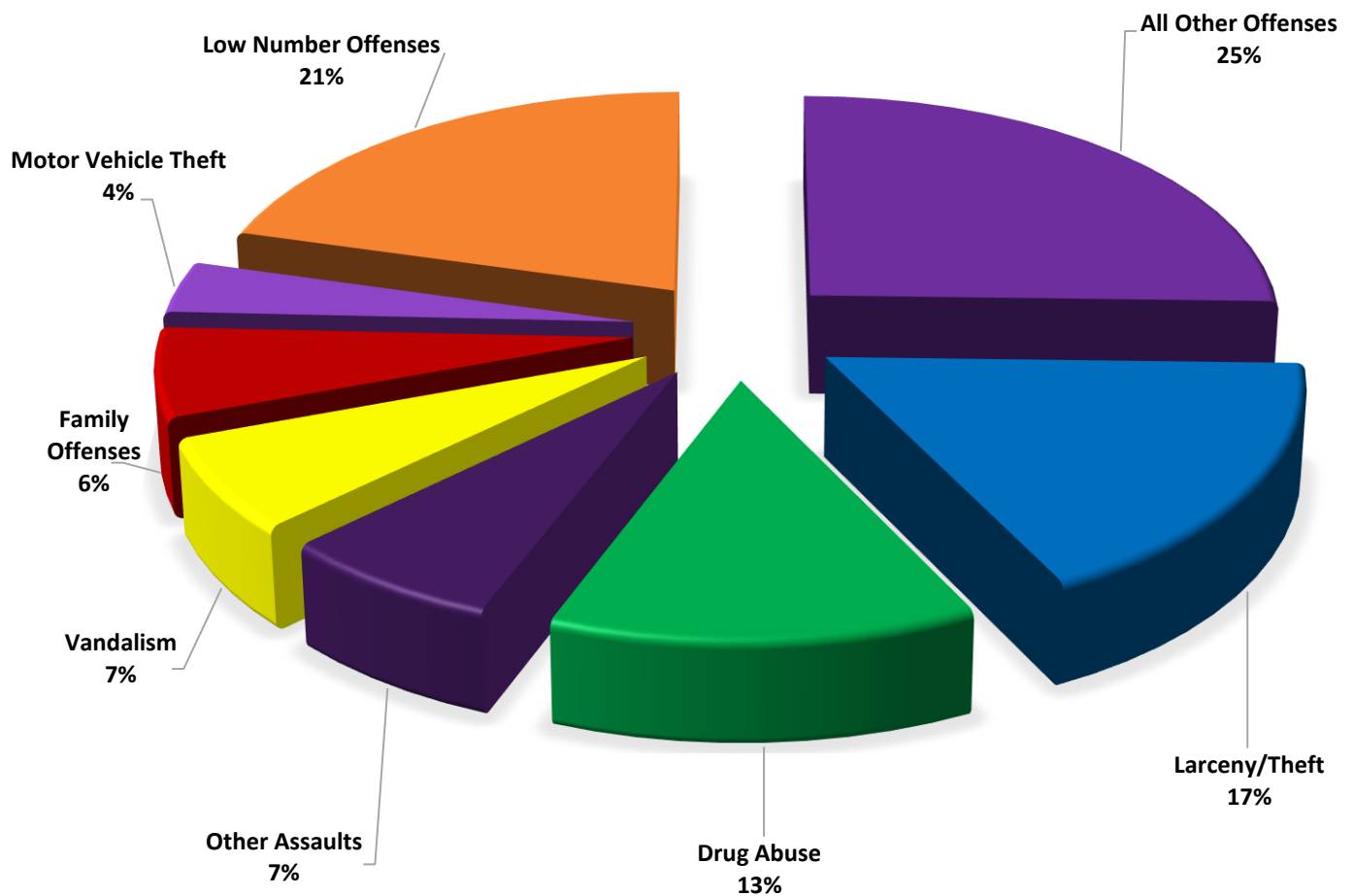
These figures represent preliminary counts of original Police Incident Reports and include all offenses within the above listed City Council District only. Full statistical analysis to determine the confidence level of this data has not been performed. The results contained herein are approximate in relation to the listed area and may not fully coincide with data shown in other areas of SLCPD's Crime Statistics page such as Calls for Service, Crimes Trending, and Crime Reports due to and reflective of departmental procedures that were in place at the time the event occurred and the date this data was compiled. Results displayed are not distinguished as attempted or completed crimes, do not include other calls for police service, and only represent police service where a report was made. Police Incident Reports are classified by primary offense categories as defined by the Uniform Crime Reporting (UCR) system, however for this report all offenses are included, and each incident may have more than one offense listed on it. In cases where there is more than one offense listed, all offenses are counted individually. Although every reasonable verification effort is made, the accuracy of any data is subject to the constraints of the report generation process as well as the manner, format, and point in time of any query.

PART I OFFENSES:	Chosen by the FBI as Part I Offenses because they are serious crimes that occur with regularity in all areas of the country and are likely to be reported to Police.
PART II OFFENSES:	All other crimes other than the eight Part I Offenses. The Uniform Crime Reporting Program gathers only arrest data for Part II Offenses, however, SLCPD results displayed in this document display all Part II Offenses, regardless of the presence of arrest data.
ALL OTHER OFFENSES:	Under the Part II Offense section, 'All Other Offenses' include Peeping Tom, Trespass, Kidnap/Abduction, Pornography, Extortion/Blackmail, Bribery, Warrants, Sexual Offenses, Obstruction, Public Peace, and Hit & Run.
NON-UCR OFFENSES:	Non-UCR Offenses include reports for all other offenses not classified as a Part I or Part II Offense. Results displayed separate some of these offenses such as Ambulance Calls, Deaths, Missing Persons, Suicides, Suspicious Activity, and Traffic Accidents.
ALL OTHER NON-UCR:	Under the Non-UCR category, 'All Other' include the remainder of offenses not classified as Part I or Part II and not separated from the Non-UCR Offenses. These include things such as Loud Parties, Barking Dogs, Mentally Ill Subjects, Citizen Assistance, etc.
LOW NUMBER OFFENSES:	On page two, in the interest of space and allowing for easier viewing, the category titled 'Low Number Offenses' include Part I and Part II Offenses from page one that have totals under the amount of 24.

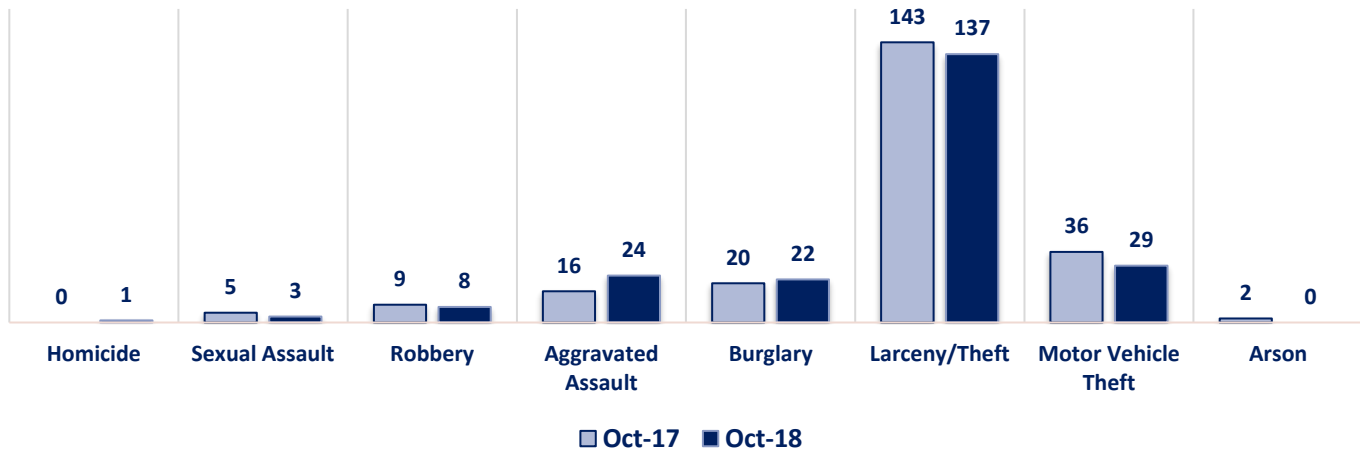
Offenses

PART I OFFENSES	OFFENSE	OCT 17	OCT 18	OFFENSE	OCT 17	OCT 18	PART II OFFENSES
	Homicide	0	1	Other Assaults	62	55	
	Sexual Assault	5	3	Forgery/Counterfeit	15	8	
	Robbery	9	8	Fraud	27	20	
	Aggravated Assault	16	24	Embezzlement	0	0	
	Burglary	20	22	Stolen Property	3	8	
	Larceny/Theft	143	137	Vandalism	59	52	
	Motor Vehicle Theft	36	29	Weapons	7	13	
	Arson	2	0	Prostitution	4	0	
PART I TOTALS		231	224	Sex Offenses	2	3	PART II OFFENSES
NON-UCR OFFENSES	Ambulance Calls	15	16	Drug Abuse	96	104	
	Deaths	10	2	Gambling	0	6	
	Missing Persons	4	11	Family Offenses	45	50	
	Suicides	0	0	DUI	10	13	
	Suspicious Activity	15	23	Liquor Laws	6	6	
	Traffic Accidents	0	0	Drunkenness	14	8	
	All Other	341	316	Disorderly Conduct	5	14	
NON-UCR TOTALS		385	368	All Other Offenses	175	201	
TOTALS	PART I OFFENSES	231	224	Curfew/Loitering	0	0	
	PART II OFFENSES	537	567	Runaway	7	6	
	NON-UCR OFFENSES	385	368	PART II TOTALS	537	567	
	TOTAL	1153	1159				

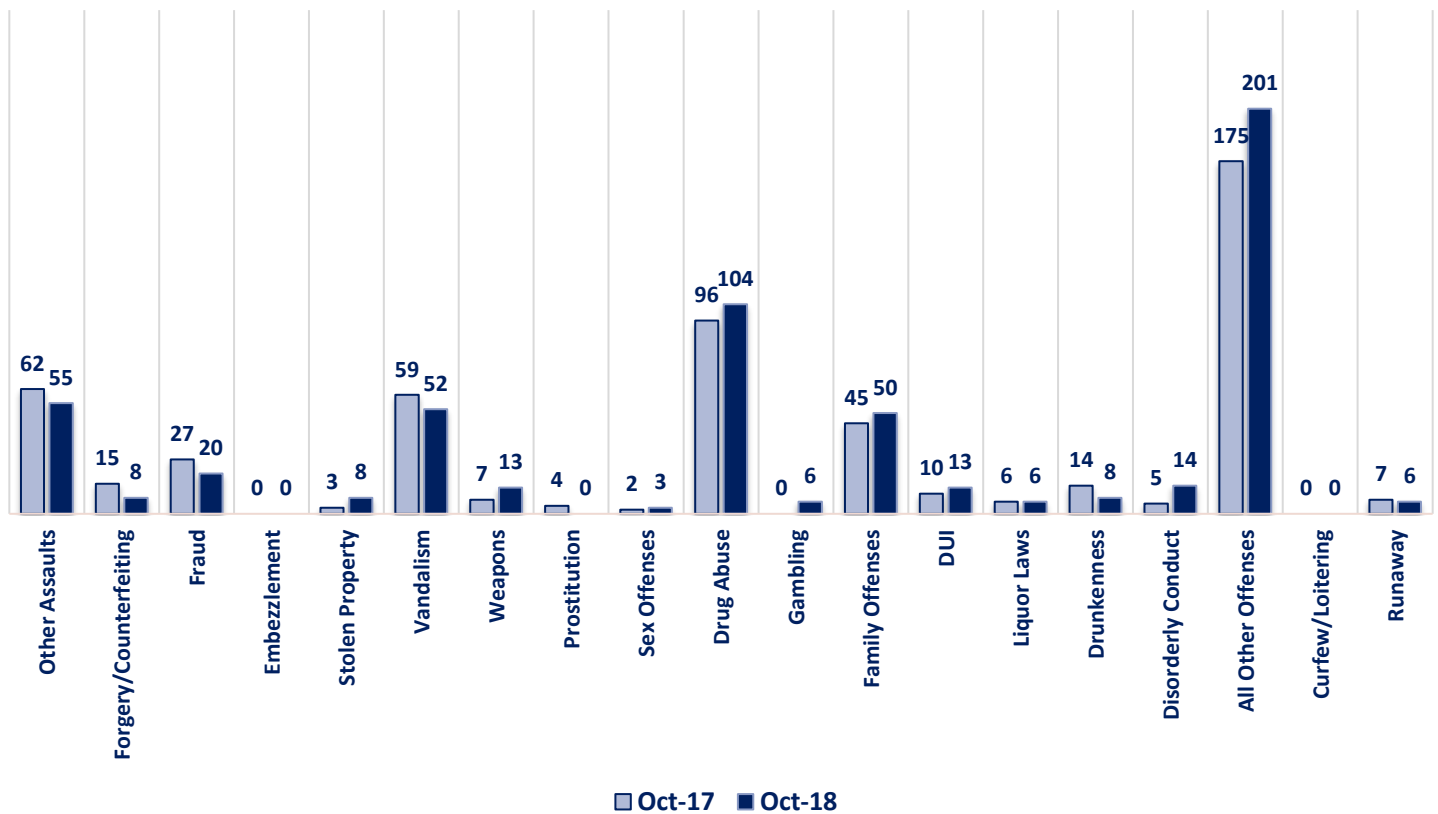
OCTOBER 2018 - PART I & II OFFENSE PERCENTAGES



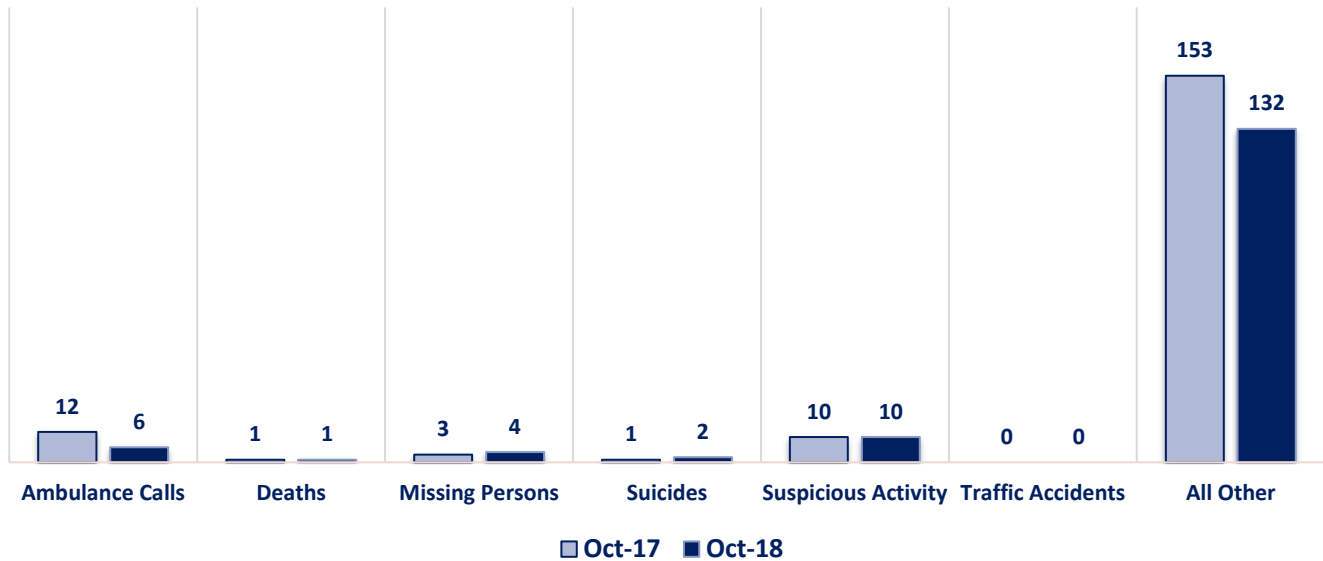
Part I Offenses



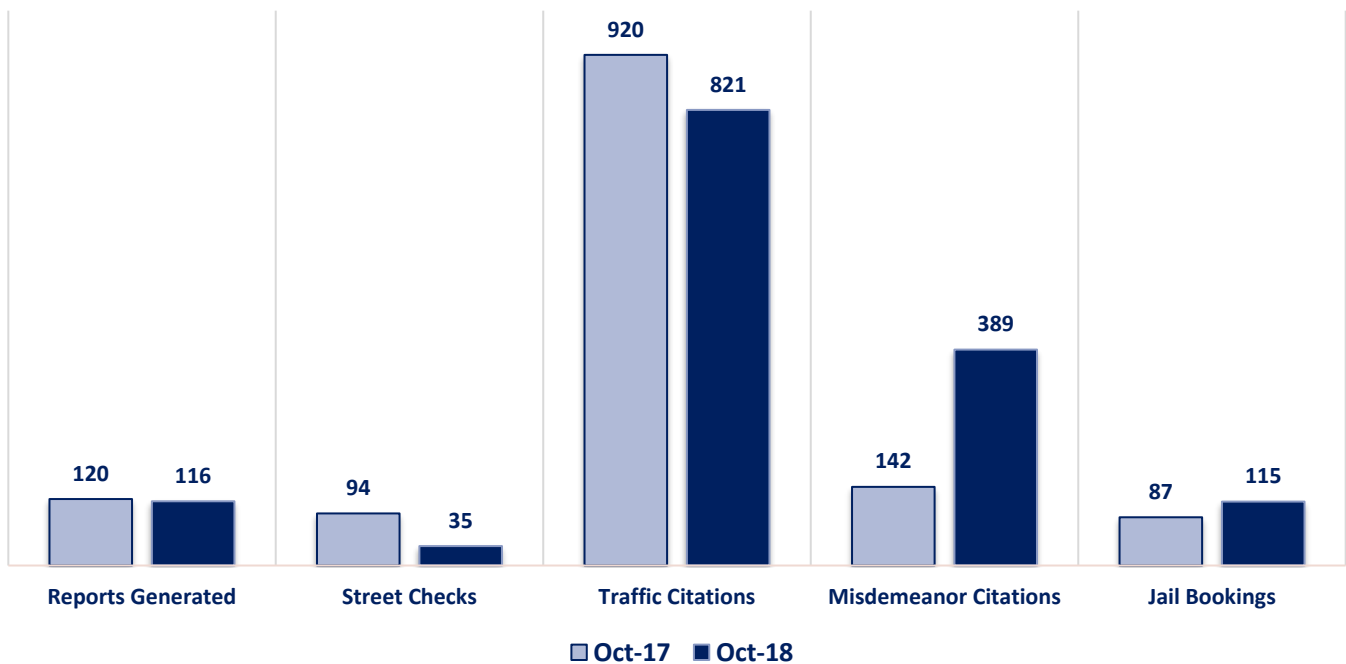
Part II Offenses



Non-UCR Offenses

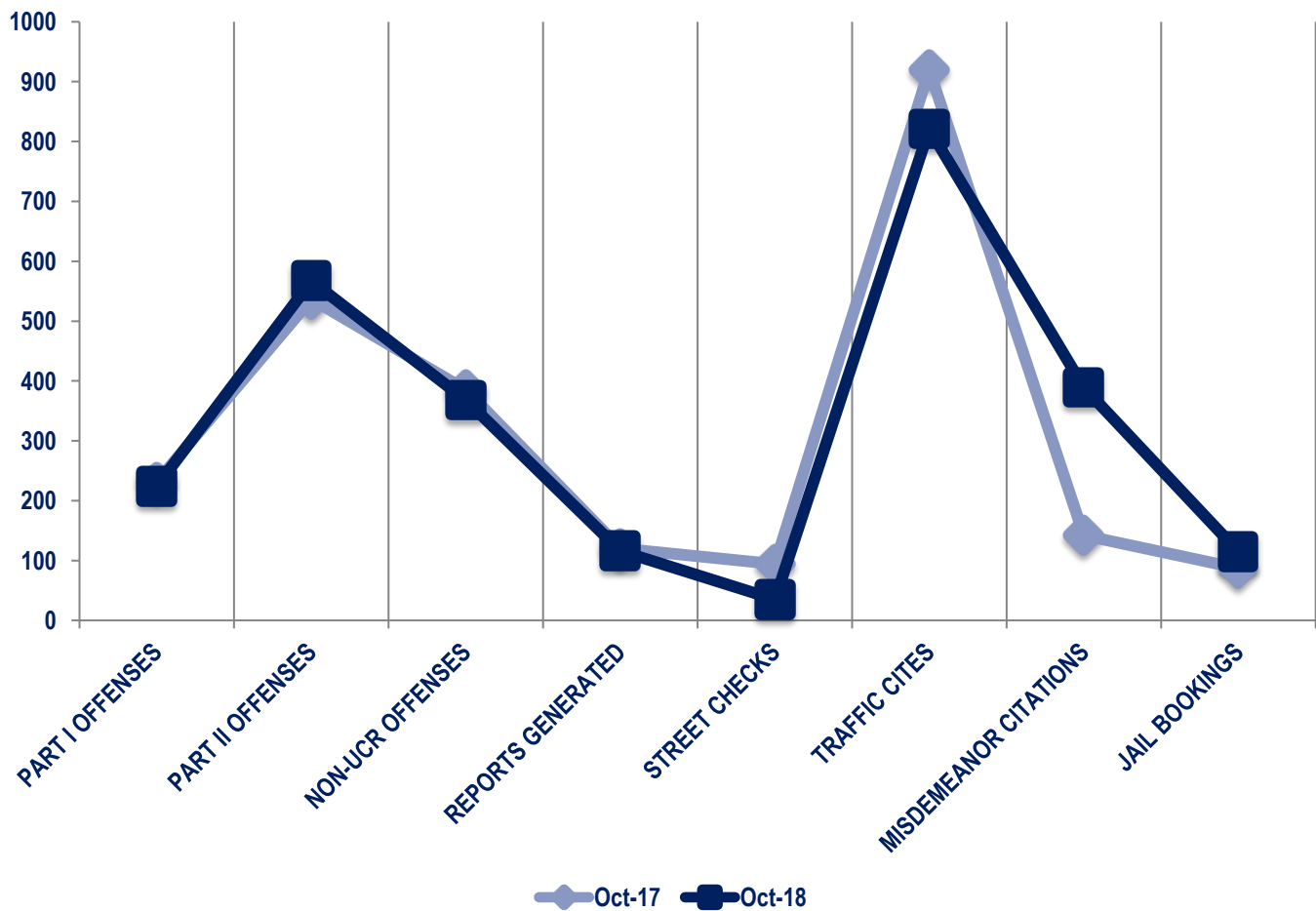


Other Event Totals



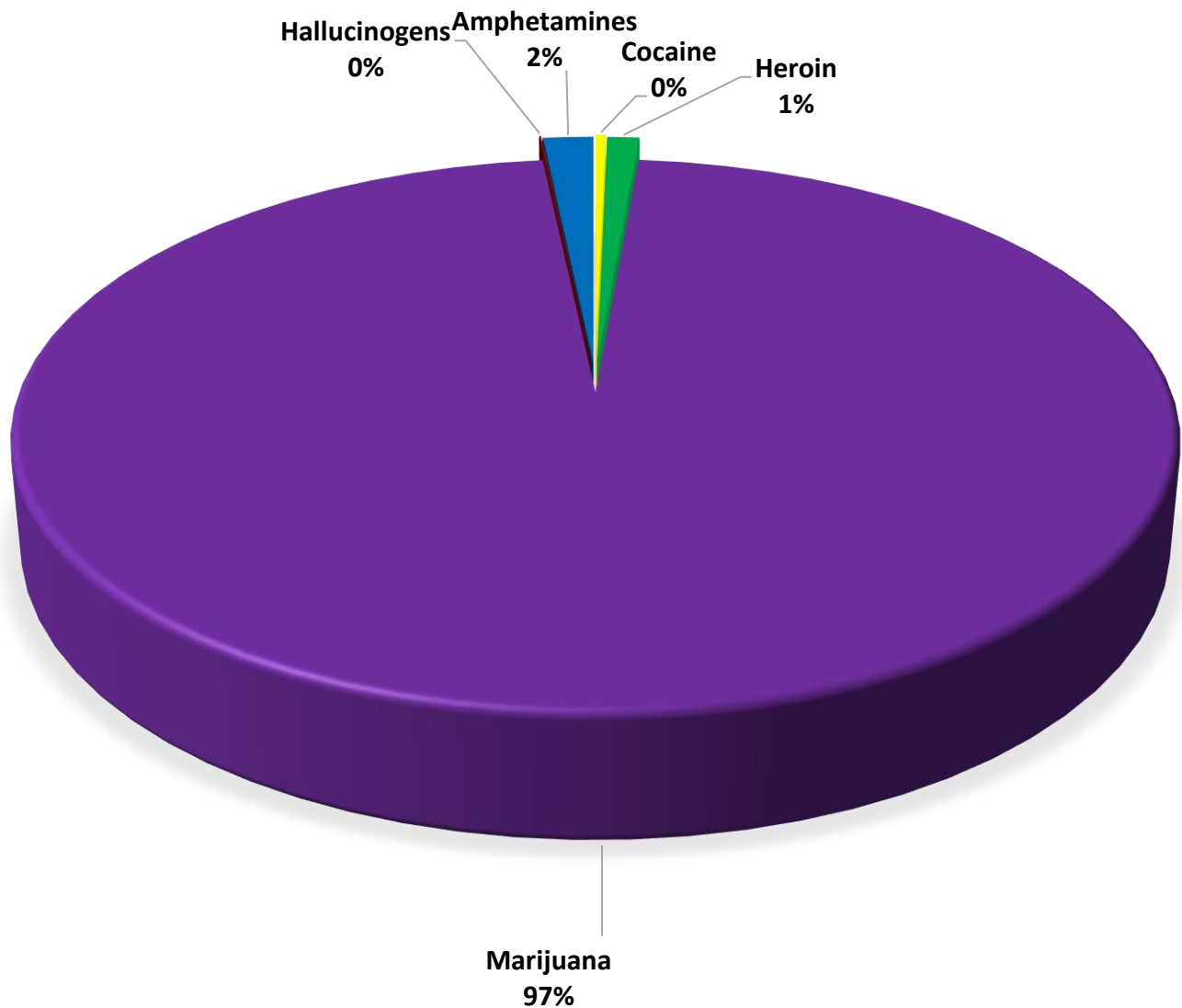
Combined Offense/Event Trends

	OCT 2017	OCT 2018
Part I Offenses	231	224
Part II Offenses	537	567
NonUCR Offenses	385	368
Reports Generated	120	116
Street Checks	94	35
Traffic Citations	920	821
Misdemeanor Citations	142	389
Jail Bookings	87	115

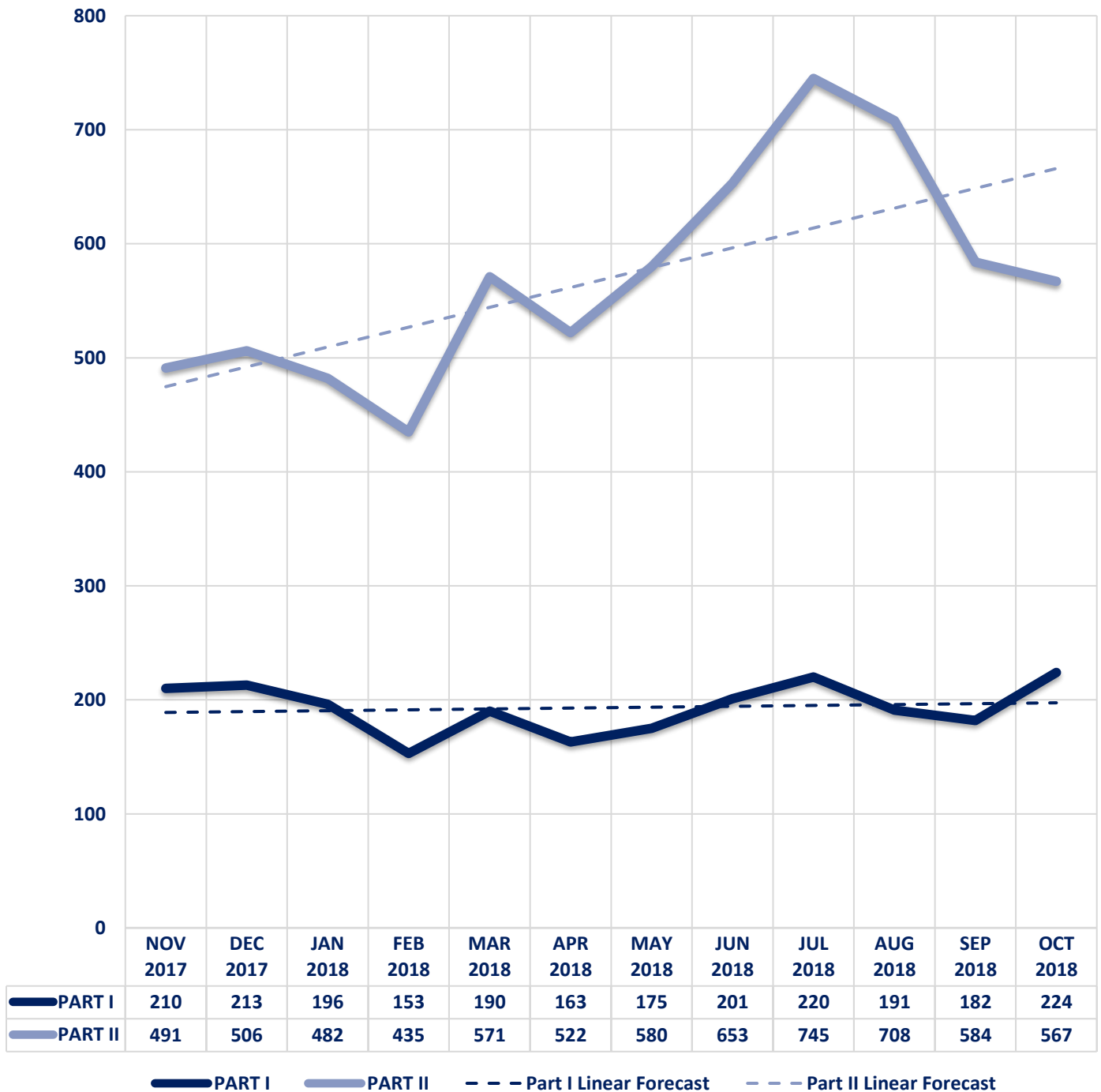


Seized Drugs

TYPE	DOSES	STREET VALUE
Cocaine	187.0	\$ 1,870.00
Heroin	579.2	\$ 5,792.00
Marijuana	53730.9	\$ 322,385.19
Hallucinogens	22.5	\$ 45.03
Amphetamines	912.5	\$ 9,124.57
TOTAL	55432.0	\$ 339,216.79



Part I & II Offenses - One Year





CITY COUNCIL DISTRICT #2

MONTHLY OFFENSE SUMMARY

NOVEMBER 2018

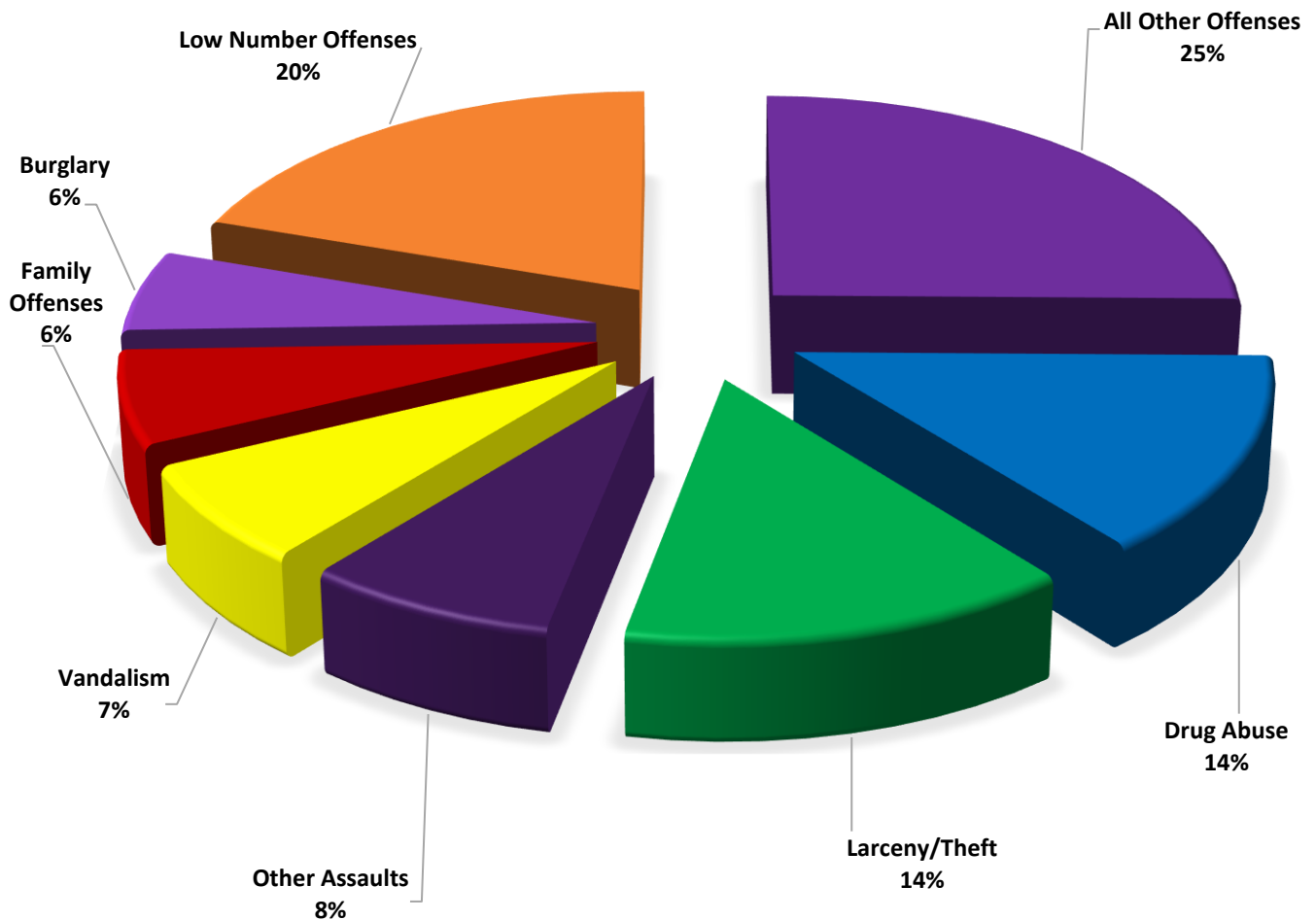
These figures represent preliminary counts of original Police Incident Reports and include all offenses within the above listed City Council District only. Full statistical analysis to determine the confidence level of this data has not been performed. The results contained herein are approximate in relation to the listed area and may not fully coincide with data shown in other areas of SLCPD's Crime Statistics page such as Calls for Service, Crimes Trending, and Crime Reports due to and reflective of departmental procedures that were in place at the time the event occurred and the date this data was compiled. Results displayed are not distinguished as attempted or completed crimes, do not include other calls for police service, and only represent police service where a report was made. Police Incident Reports are classified by primary offense categories as defined by the Uniform Crime Reporting (UCR) system, however for this report all offenses are included, and each incident may have more than one offense listed on it. In cases where there is more than one offense listed, all offenses are counted individually. Although every reasonable verification effort is made, the accuracy of any data is subject to the constraints of the report generation process as well as the manner, format, and point in time of any query.

PART I OFFENSES:	Chosen by the FBI as Part I Offenses because they are serious crimes that occur with regularity in all areas of the country and are likely to be reported to Police.
PART II OFFENSES:	All other crimes other than the eight Part I Offenses. The Uniform Crime Reporting Program gathers only arrest data for Part II Offenses, however, SLCPD results displayed in this document display all Part II Offenses, regardless of the presence of arrest data.
ALL OTHER OFFENSES:	Under the Part II Offense section, 'All Other Offenses' include Peeping Tom, Trespass, Kidnap/Abduction, Pornography, Extortion/Blackmail, Bribery, Warrants, Sexual Offenses, Obstruction, Public Peace, and Hit & Run.
NON-UCR OFFENSES:	Non-UCR Offenses include reports for all other offenses not classified as a Part I or Part II Offense. Results displayed separate some of these offenses such as Ambulance Calls, Deaths, Missing Persons, Suicides, Suspicious Activity, and Traffic Accidents.
ALL OTHER NON-UCR:	Under the Non-UCR category, 'All Other' include the remainder of offenses not classified as Part I or Part II and not separated from the Non-UCR Offenses. These include things such as Loud Parties, Barking Dogs, Mentally Ill Subjects, Citizen Assistance, etc.
LOW NUMBER OFFENSES:	On page two, in the interest of space and allowing for easier viewing, the category titled 'Low Number Offenses' include Part I and Part II Offenses from page one that have totals under the amount of 27.

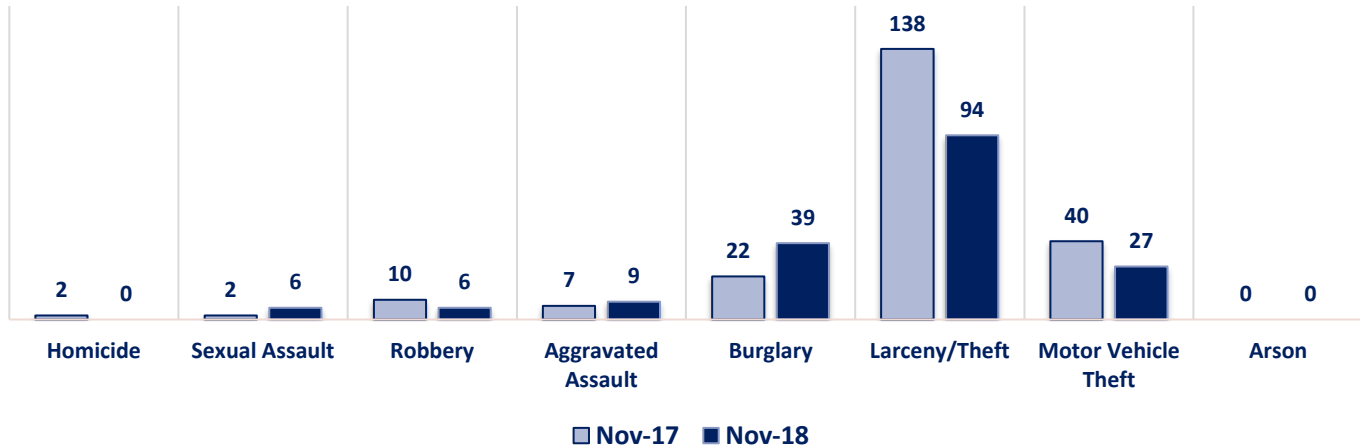
Offenses

PART I OFFENSES	OFFENSE	NOV 17	NOV 18	OFFENSE	NOV 17	NOV 18	PART II OFFENSES
	Homicide	2	0	Other Assaults	59	53	
	Sexual Assault	2	6	Forgery/Counterfeit	7	9	
	Robbery	10	6	Fraud	13	15	
	Aggravated Assault	7	9	Embezzlement	0	0	
	Burglary	22	39	Stolen Property	4	7	
	Larceny/Theft	138	94	Vandalism	36	47	
	Motor Vehicle Theft	40	27	Weapons	6	5	
	Arson	0	0	Prostitution	5	3	
PART I TOTALS		221	181	Sex Offenses	1	2	PART II OFFENSES
NON-UCR OFFENSES	Ambulance Calls	22	14	Drug Abuse	113	95	
	Deaths	1	3	Gambling	0	0	
	Missing Persons	6	6	Family Offenses	38	45	
	Suicides	0	0	DUI	9	10	
	Suspicious Activity	15	14	Liquor Laws	4	7	
	Traffic Accidents	0	0	Drunkenness	11	10	
	All Other	298	305	Disorderly Conduct	7	8	
NON-UCR TOTALS		342	342	All Other Offenses	183	171	
TOTALS	PART I OFFENSES	221	181	Curfew/Loitering	0	0	
	PART II OFFENSES	501	497	Runaway	5	10	
	NON-UCR OFFENSES	342	342	PART II TOTALS	501	497	
	TOTAL	1064	1020				

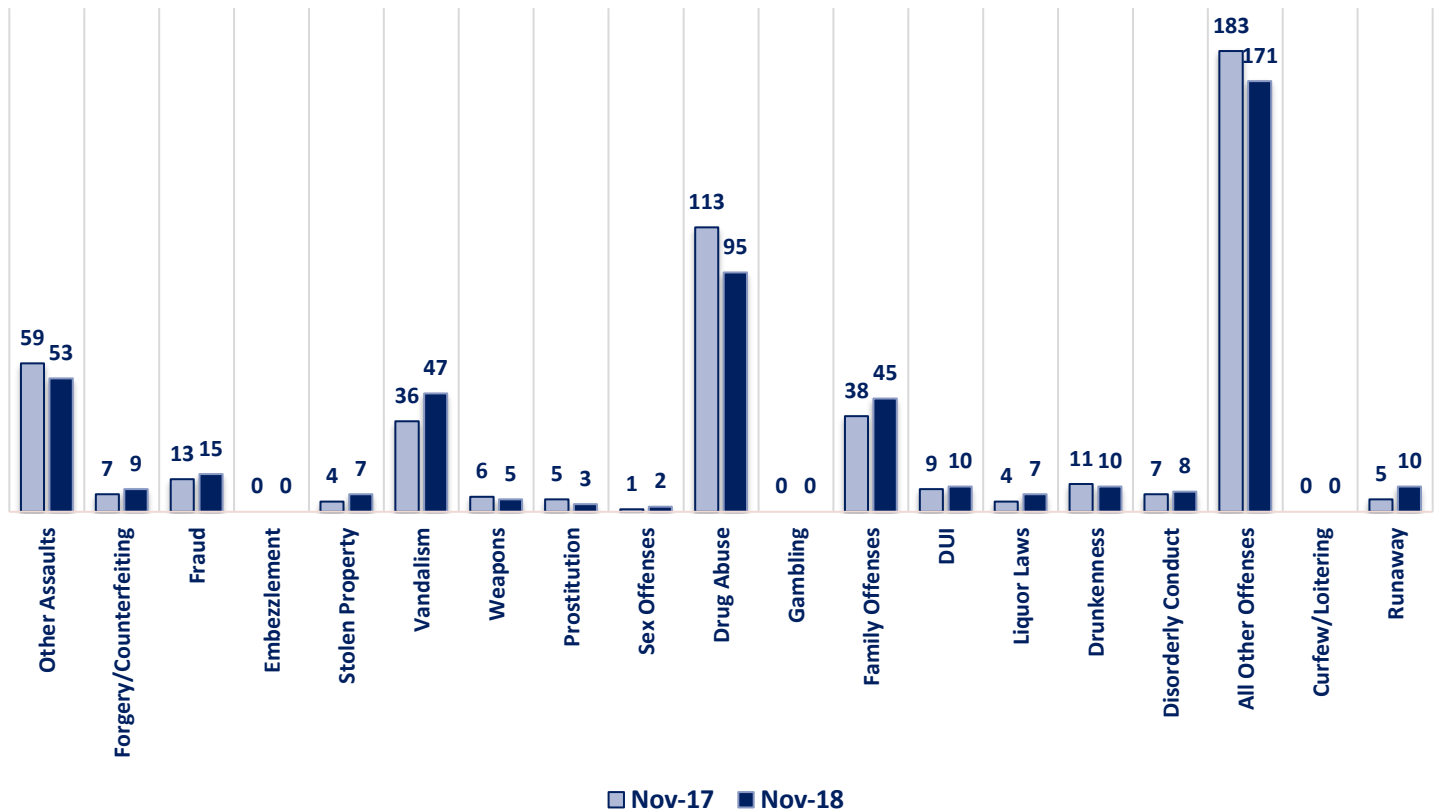
NOVEMBER 2018 - PART I & II OFFENSE PERCENTAGES



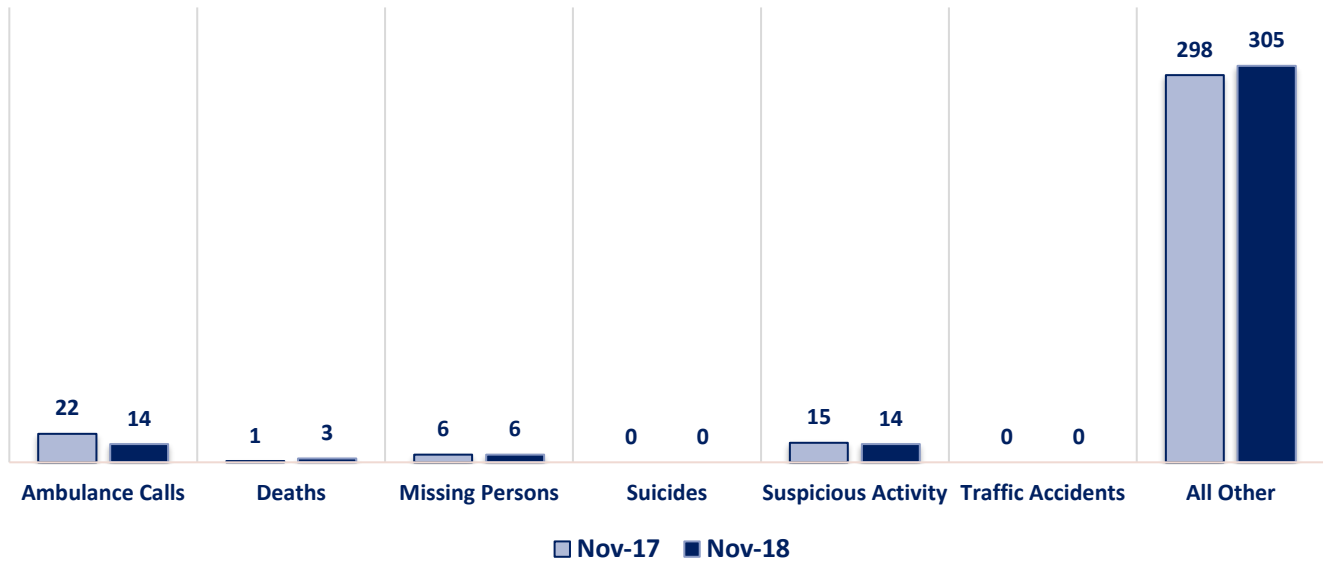
Part I Offenses



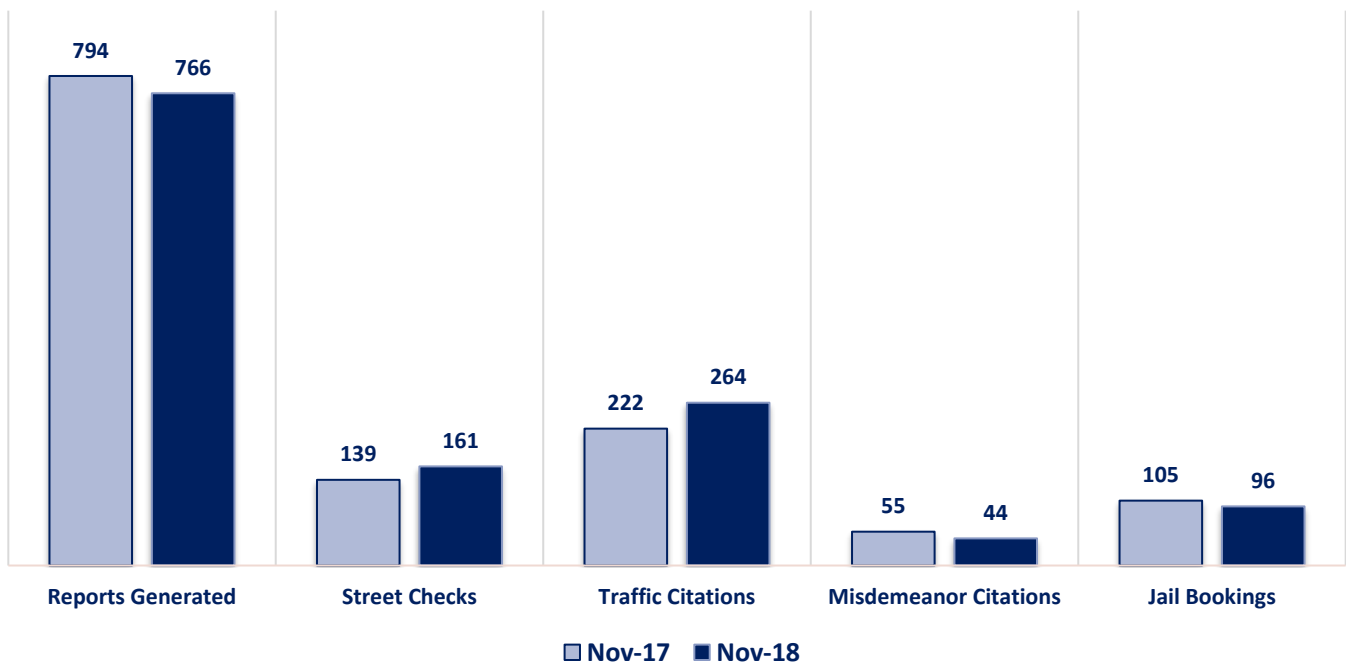
Part II Offenses



Non-UCR Offenses

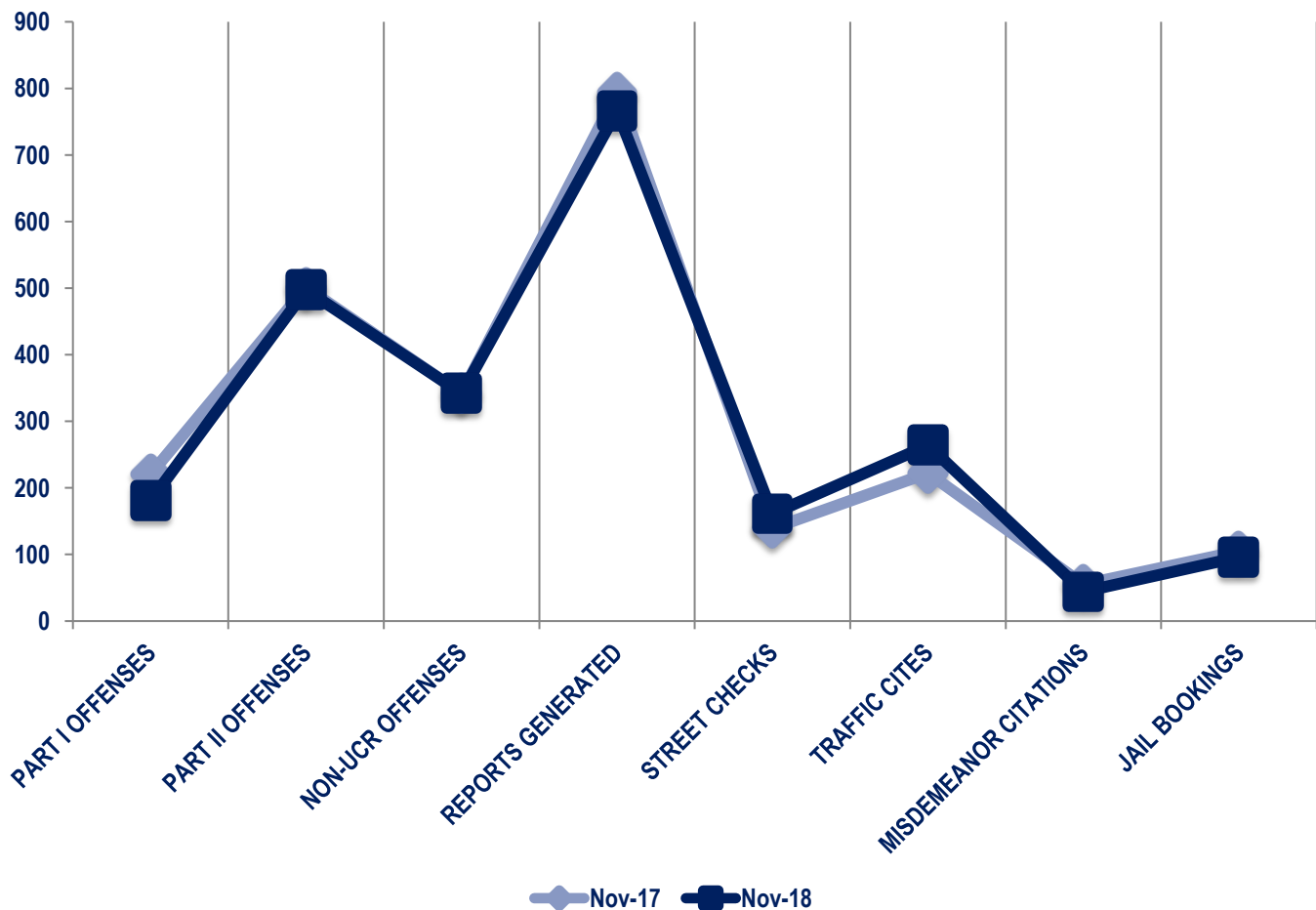


Other Event Totals



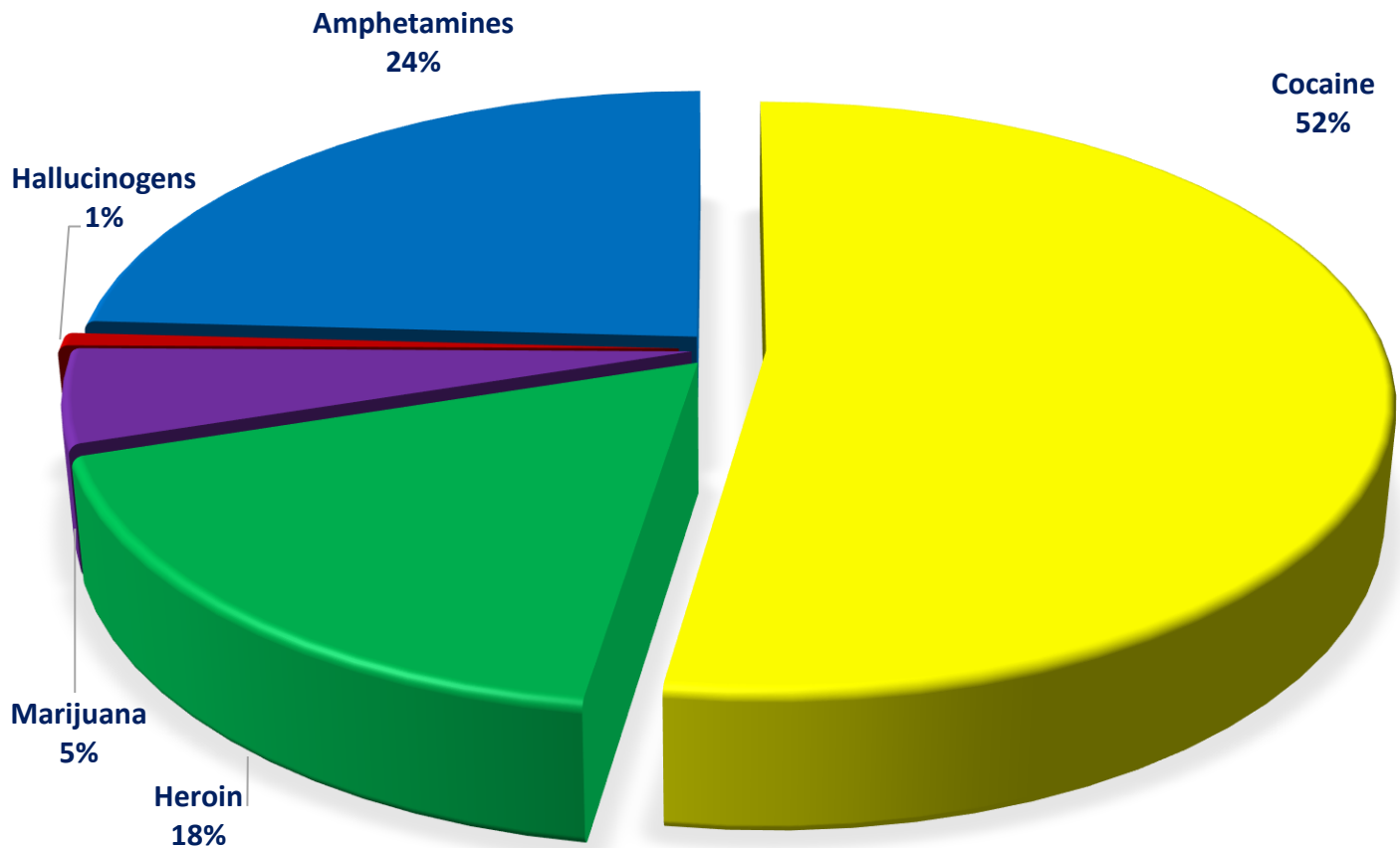
Combined Offense/Event Trends

	NOV 2017	NOV 2018
Part I Offenses	221	181
Part II Offenses	501	497
NonUCR Offenses	342	342
Reports Generated	794	766
Street Checks	139	161
Traffic Citations	222	264
Misdemeanor Citations	55	44
Jail Bookings	105	96

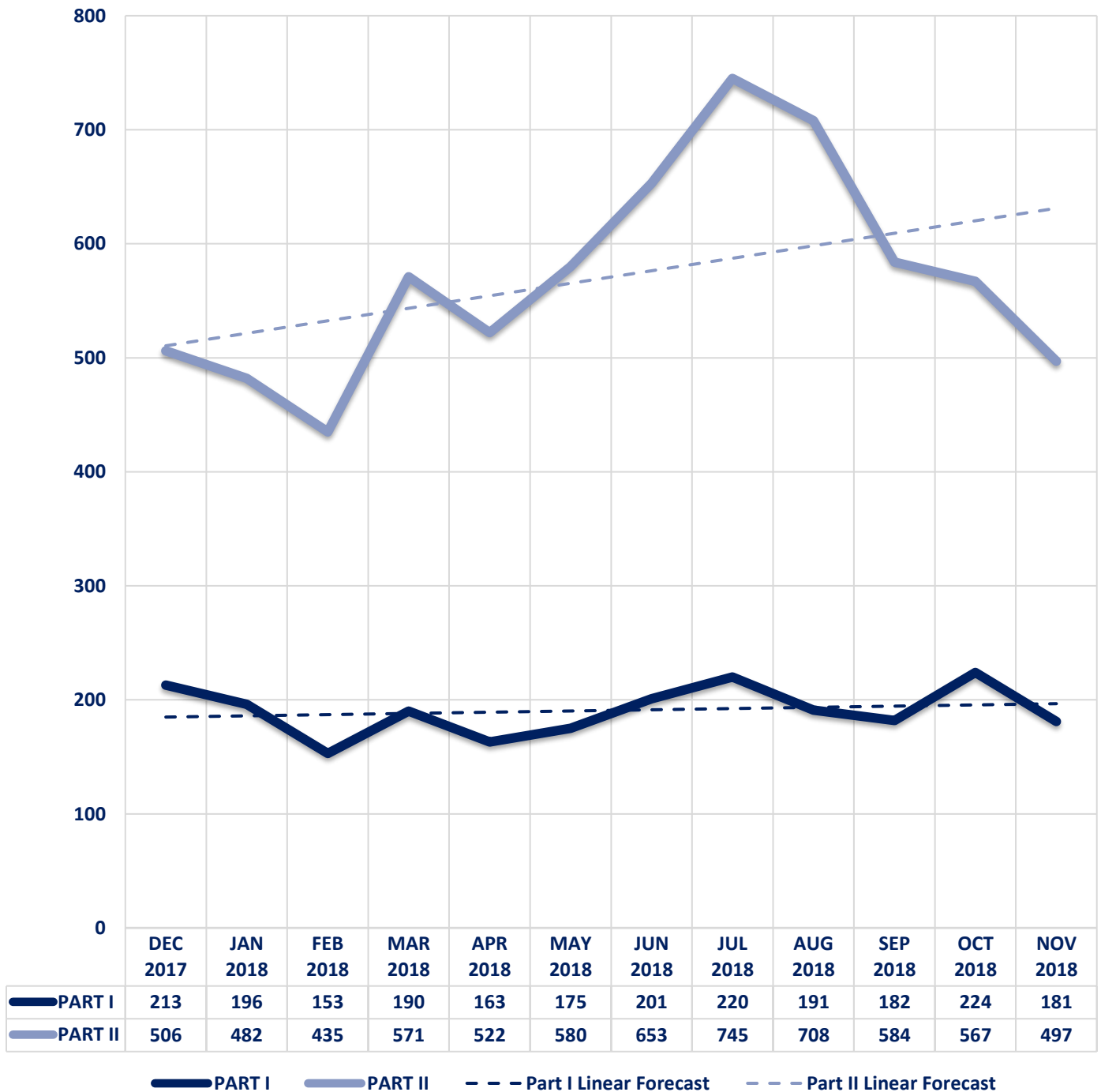


Seized Drugs

TYPE	DOSES	STREET VALUE
Cocaine	393.5	\$ 3,934.95
Heroin	132.0	\$ 1,320.00
Marijuana	38.8	\$ 232.81
Hallucinogens	5.3	\$ 10.58
Amphetamines	181.0	\$ 1,810.00
TOTAL	750.6	\$ 7,308.34



Part I & II Offenses - One Year





CITY COUNCIL DISTRICT #2

MONTHLY OFFENSE SUMMARY

DECEMBER 2018

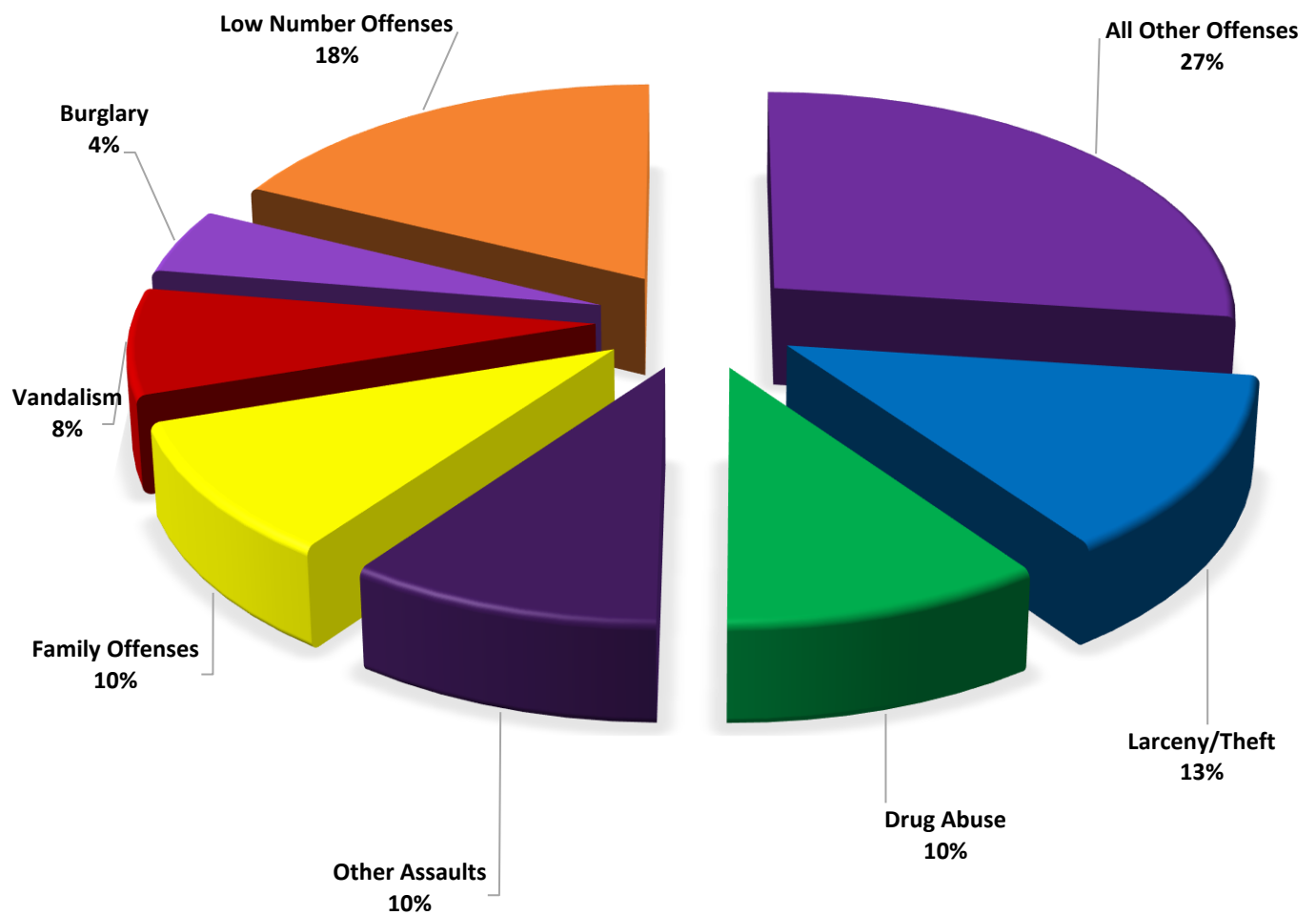
These figures represent preliminary counts of original Police Incident Reports and include all offenses within the above listed City Council District only. Full statistical analysis to determine the confidence level of this data has not been performed. The results contained herein are approximate in relation to the listed area and may not fully coincide with data shown in other areas of SLCPD's Crime Statistics page such as Calls for Service, Crimes Trending, and Crime Reports due to and reflective of departmental procedures that were in place at the time the event occurred and the date this data was compiled. Results displayed are not distinguished as attempted or completed crimes, do not include other calls for police service, and only represent police service where a report was made. Police Incident Reports are classified by primary offense categories as defined by the Uniform Crime Reporting (UCR) system, however for this report all offenses are included, and each incident may have more than one offense listed on it. In cases where there is more than one offense listed, all offenses are counted individually. Although every reasonable verification effort is made, the accuracy of any data is subject to the constraints of the report generation process as well as the manner, format, and point in time of any query.

PART I OFFENSES:	Chosen by the FBI as Part I Offenses because they are serious crimes that occur with regularity in all areas of the country and are likely to be reported to Police.
PART II OFFENSES:	All other crimes other than the eight Part I Offenses. The Uniform Crime Reporting Program gathers only arrest data for Part II Offenses, however, SLCPD results displayed in this document display all Part II Offenses, regardless of the presence of arrest data.
ALL OTHER OFFENSES:	Under the Part II Offense section, 'All Other Offenses' include Peeping Tom, Trespass, Kidnap/Abduction, Pornography, Extortion/Blackmail, Bribery, Warrants, Sexual Offenses, Obstruction, Public Peace, and Hit & Run.
NON-UCR OFFENSES:	Non-UCR Offenses include reports for all other offenses not classified as a Part I or Part II Offense. Results displayed separate some of these offenses such as Ambulance Calls, Deaths, Missing Persons, Suicides, Suspicious Activity, and Traffic Accidents.
ALL OTHER NON-UCR:	Under the Non-UCR category, 'All Other' include the remainder of offenses not classified as Part I or Part II and not separated from the Non-UCR Offenses. These include things such as Loud Parties, Barking Dogs, Mentally Ill Subjects, Citizen Assistance, etc.
LOW NUMBER OFFENSES:	On page two, in the interest of space and allowing for easier viewing, the category titled 'Low Number Offenses' include Part I and Part II Offenses from page one that have totals under the amount of 22.

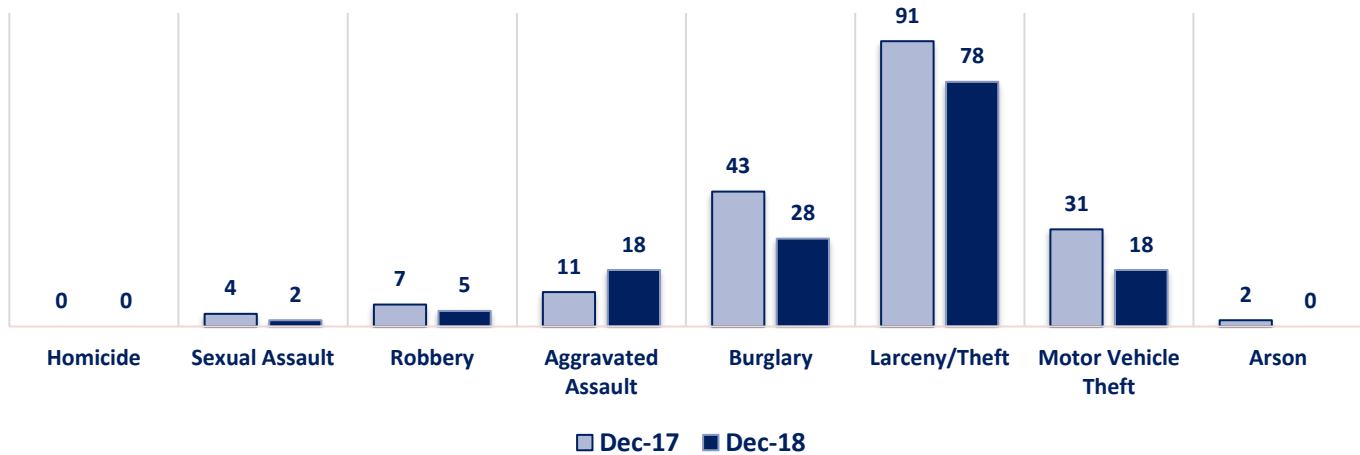
Offenses

PART I OFFENSES	OFFENSE	DEC 17	DEC 18	OFFENSE	DEC 17	DEC 18	PART II OFFENSES
	Homicide	0	0	Other Assaults	45	59	
	Sexual Assault	4	2	Forgery/Counterfeit	5	4	
	Robbery	7	5	Fraud	23	22	
	Aggravated Assault	11	18	Embezzlement	0	0	
	Burglary	43	28	Stolen Property	5	2	
	Larceny/Theft	91	78	Vandalism	50	46	
	Motor Vehicle Theft	31	18	Weapons	4	3	
	Arson	2	0	Prostitution	12	0	
NON-UCR OFFENSES	PART I TOTALS	189	149	Sex Offenses	2	5	PART II OFFENSES
	Ambulance Calls	13	20	Drug Abuse	109	60	
	Deaths	1	4	Gambling	0	0	
	Missing Persons	5	3	Family Offenses	29	59	
	Suicides	0	1	DUI	12	8	
	Suspicious Activity	9	20	Liquor Laws	2	0	
	Traffic Accidents	0	0	Drunkenness	11	8	
	All Other	314	294	Disorderly Conduct	3	6	
	NON-UCR TOTALS	342	342	All Other Offenses	200	162	
TOTALS	PART I OFFENSES	189	149	Curfew/Loitering	0	0	PART II OFFENSES
	PART II OFFENSES	515	449	Runaway	3	5	
	NON-UCR OFFENSES	342	342	PART II TOTALS	515	449	
	TOTAL	1046	940				

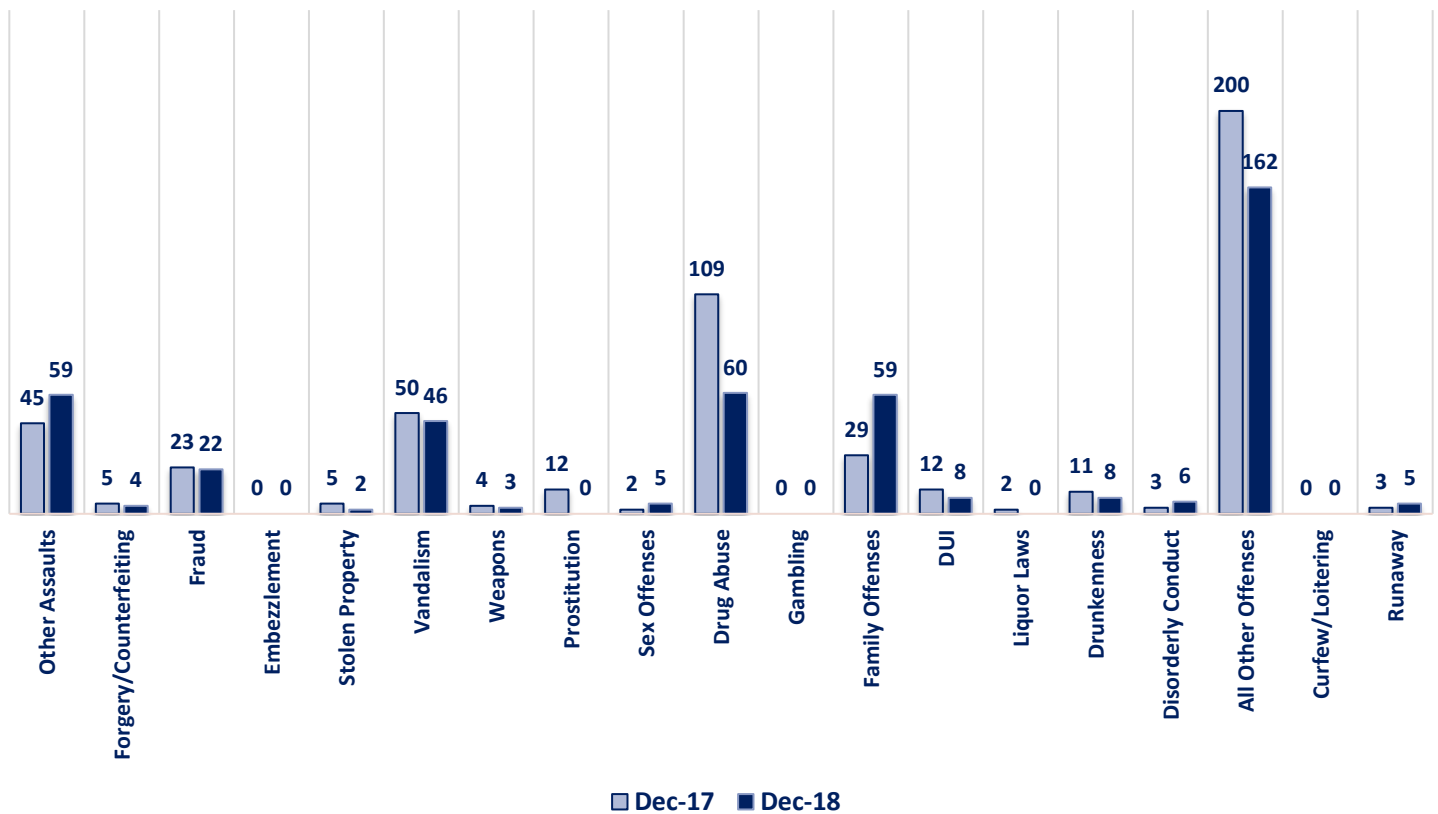
DECEMBER 2018 - PART I & II OFFENSE PERCENTAGES



Part I Offenses



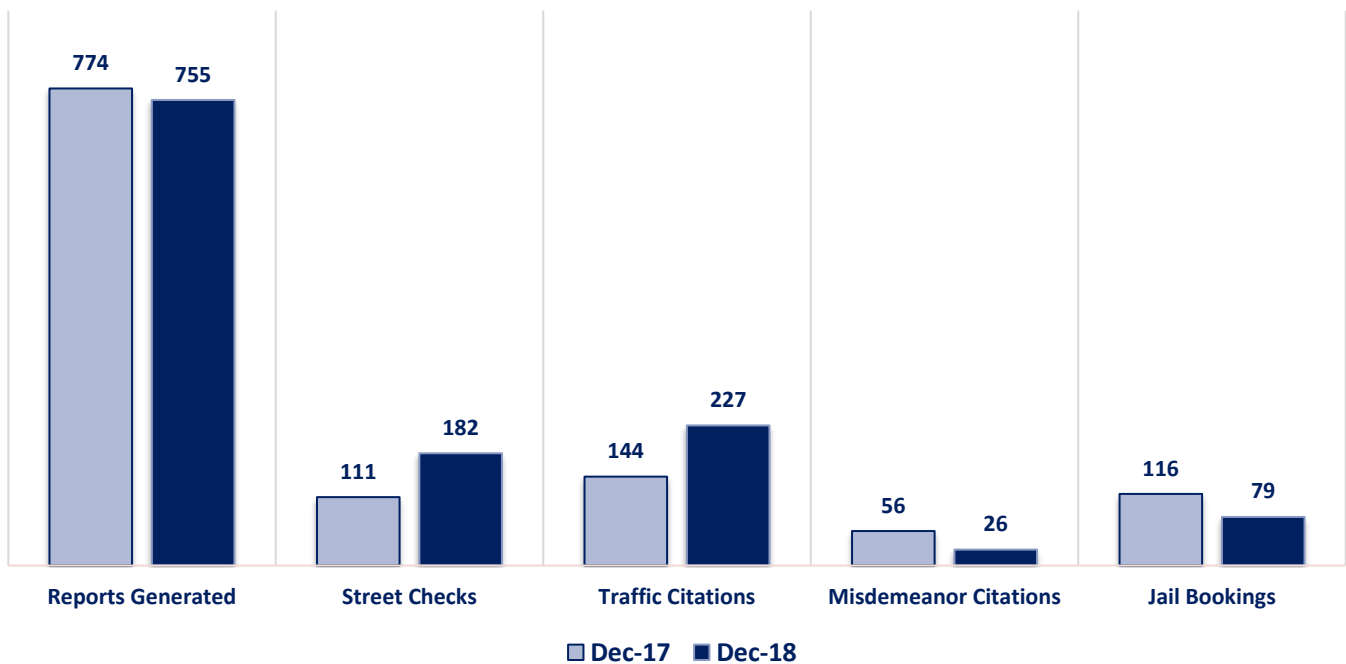
Part II Offenses



Non-UCR Offenses

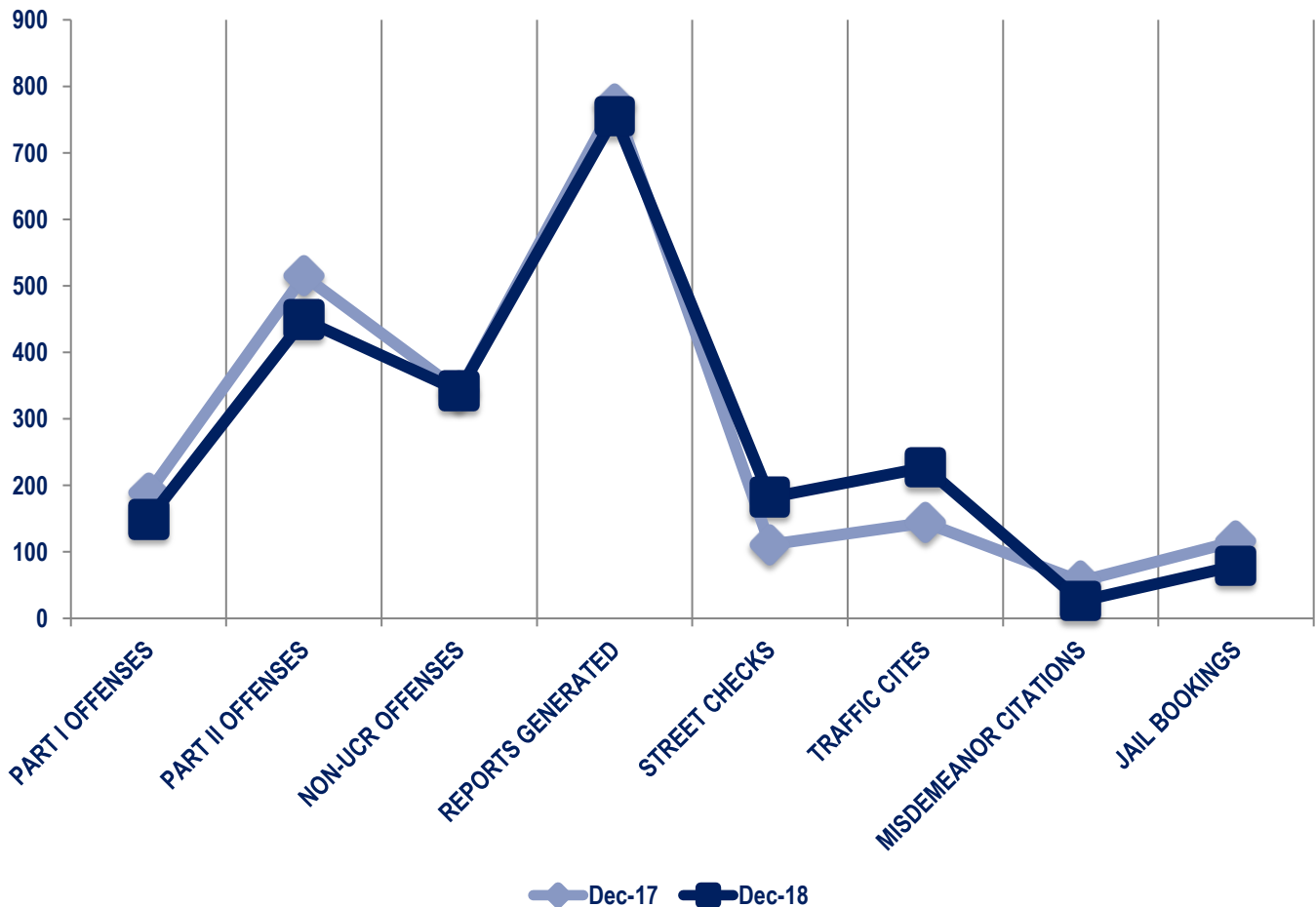


Other Event Totals



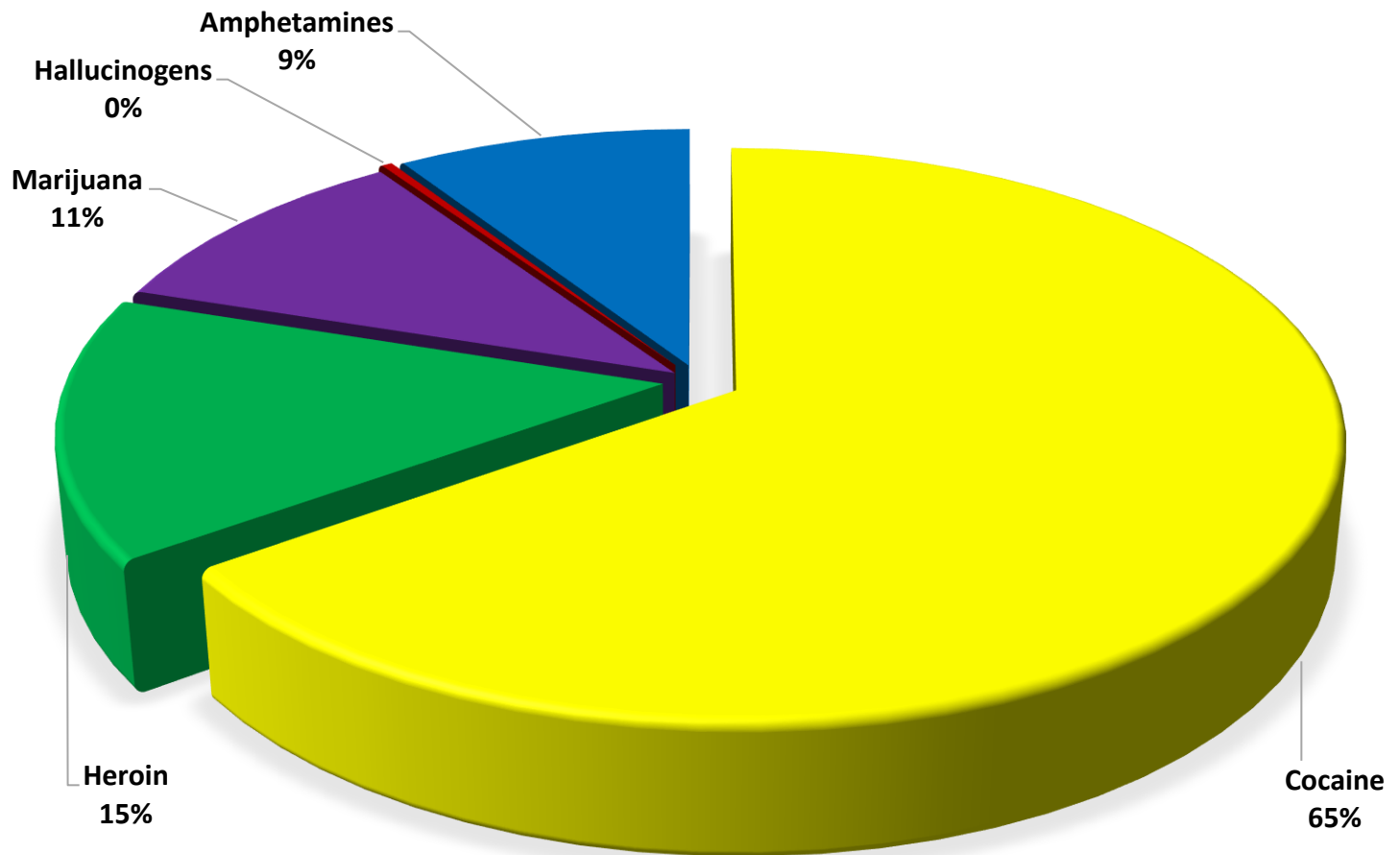
Combined Offense/Event Trends

	DEC 2017	DEC 2018
Part I Offenses	189	149
Part II Offenses	515	449
NonUCR Offenses	342	342
Reports Generated	774	755
Street Checks	111	182
Traffic Citations	144	227
Misdemeanor Citations	56	26
Jail Bookings	116	79



Seized Drugs

TYPE	DOSES	STREET VALUE
Cocaine	792.7	\$ 7,926.90
Heroin	181.1	\$ 1,811.00
Marijuana	126.9	\$ 761.58
Hallucinogens	4.0	\$ 8.00
Amphetamines	112.1	\$ 1,121.00
TOTAL	1216.8	\$ 11,628.47



Part I & II Offenses - One Year

