



## CITY COUNCIL DISTRICT #3

### MONTHLY OFFENSE SUMMARY

JANUARY 2018

These figures represent preliminary counts of original Police Incident Reports and include all offenses within the above listed City Council District only. Full statistical analysis to determine the confidence level of this data has not been performed. The results contained herein are approximate in relation to the listed area and may not fully coincide with data shown in other areas of SLCPD's Crime Statistics page such as Calls for Service, Crimes Trending, and Crime Reports due to and reflective of departmental procedures that were in place at the time the event occurred and the date this data was compiled. Results displayed are not distinguished as attempted or completed crimes, do not include other calls for police service, and only represent police service where a report was made. Police Incident Reports are classified by primary offense categories as defined by the Uniform Crime Reporting (UCR) system. However, data is not subjected to any other standards set forth under UCR. Although every reasonable verification effort is made, the accuracy of any data is subject to the constraints of the report generation process as well as the manner, format, and point in time of any query.

<b>PART I OFFENSES:</b>	Chosen by the FBI as Part I Offenses because they are serious crimes that occur with regularity in all areas of the country and are likely to be reported to Police.
<b>PART II OFFENSES:</b>	All other crimes other than the eight Part I Offenses. The Uniform Crime Reporting Program gathers only arrest data for Part II Offenses, however, SLCPD results displayed in this document display all Part II Offenses, regardless of the presence of arrest data.
<b>ALL OTHER OFFENSES:</b>	Under the Part II Offense section, 'All Other Offenses' include Peeping Tom, Trespass, Kidnap/Abduction, Pornography, Extortion/Blackmail, Bribery, Warrants, Sexual Offenses, Obstruction, Public Peace, and Hit & Run.
<b>NON-UCR OFFENSES:</b>	Non-UCR Offenses include reports for all other offenses not classified as a Part I or Part II Offense. Results displayed separate some of these offenses such as Ambulance Calls, Deaths, Missing Persons, Suicides, Suspicious Activity, and Traffic Accidents.
<b>ALL OTHER NON-UCR:</b>	Under the Non-UCR category, 'All Other' include the remainder of offenses not classified as Part I or Part II and not separated from the Non-UCR Offenses. These include things such as Loud Parties, Barking Dogs, Mentally Ill Subjects, Citizen Assistance, etc.
<b>LOW NUMBER OFFENSES:</b>	On page two, in the interest of space and allowing for easier viewing, the category titled 'Low Number Offenses' include Part I and Part II Offenses from page one that have totals under the amount of 15.

## Offenses

### PART I OFFENSES

OFFENSE	JAN 17	JAN 18
Homicide	0	0
Sexual Assault	2	0
Robbery	4	3
Aggravated Assault	2	2
Burglary	8	21
Larceny/Theft	97	56
Motor Vehicle Theft	13	18
Arson	0	0
<b>PART I TOTALS</b>	<b>126</b>	<b>100</b>

### NON-UCR OFFENSES

Ambulance Calls	11	8
Deaths	4	4
Missing Persons	3	4
Suicides	0	0
Suspicious Activity	8	10
Traffic Accidents	48	36
All Other	103	93
<b>NON-UCR TOTALS</b>	<b>177</b>	<b>155</b>

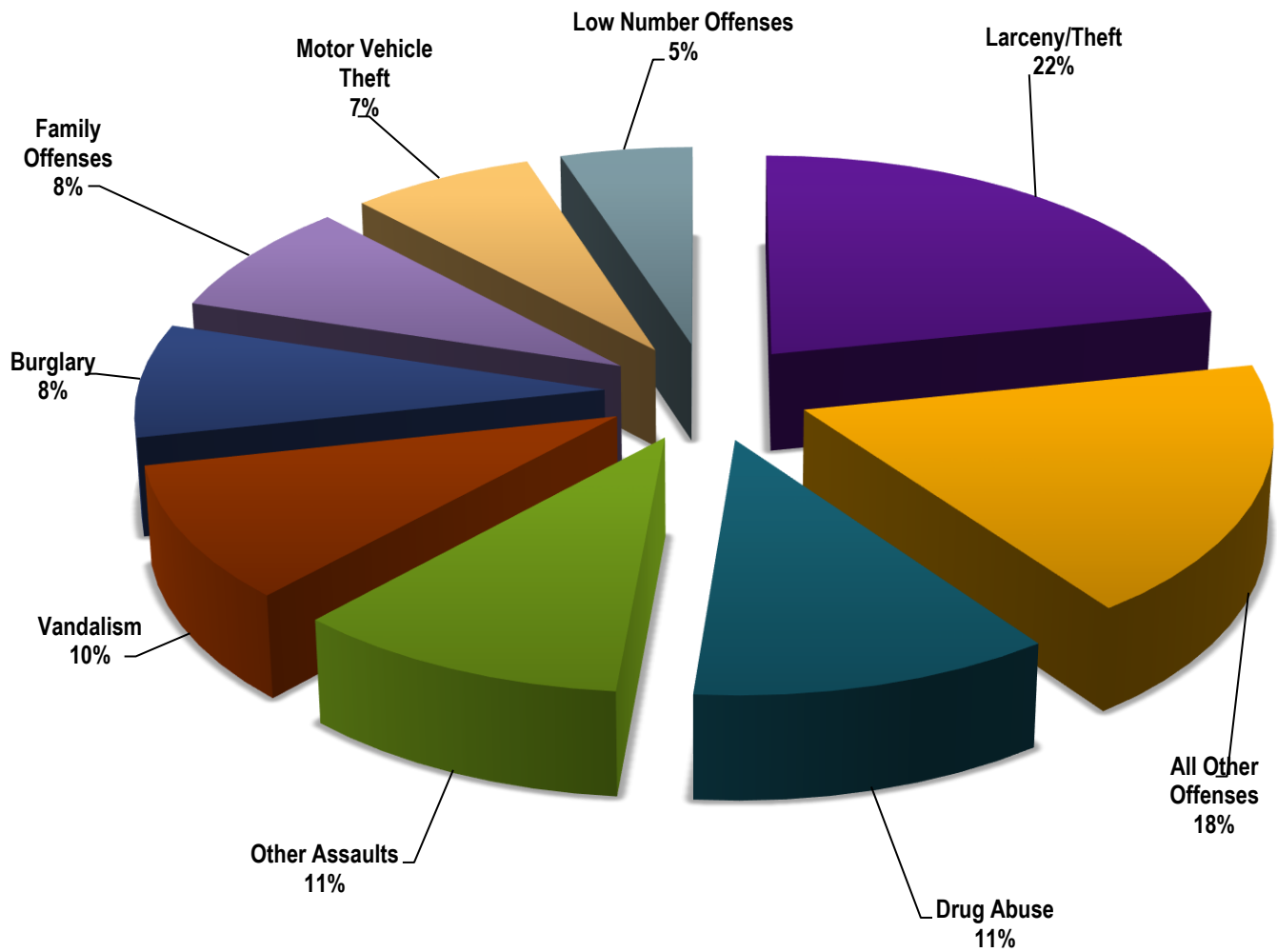
### TOTALS

<b>PART I OFFENSES</b>	<b>126</b>	<b>100</b>
<b>PART II OFFENSES</b>	<b>208</b>	<b>191</b>
<b>NON-UCR OFFENSES</b>	<b>177</b>	<b>155</b>
<b>TOTAL</b>	<b>511</b>	<b>446</b>

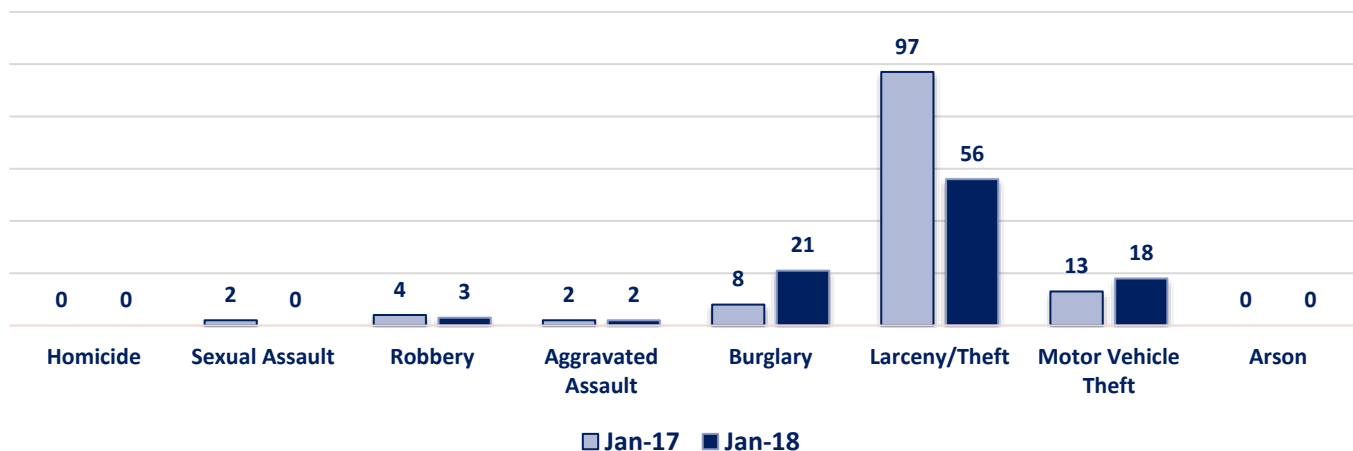
### PART II OFFENSES

Other Assaults	25	27
Forgery/Counterfeit	1	0
Fraud	14	13
Embezzlement	0	0
Stolen Property	3	4
Vandalism	23	25
Weapons	1	3
Prostitution	1	3
Sex Offenses	1	2
Drug Abuse	26	29
Gambling	0	0
Family Offenses	19	21
DUI	8	5
Liquor Laws	0	0
Drunkenness	4	4
Disorderly Conduct	6	8
All Other Offenses	76	47
Curfew/Loitering	0	0
Runaway	0	0
<b>PART II TOTALS</b>	<b>208</b>	<b>191</b>

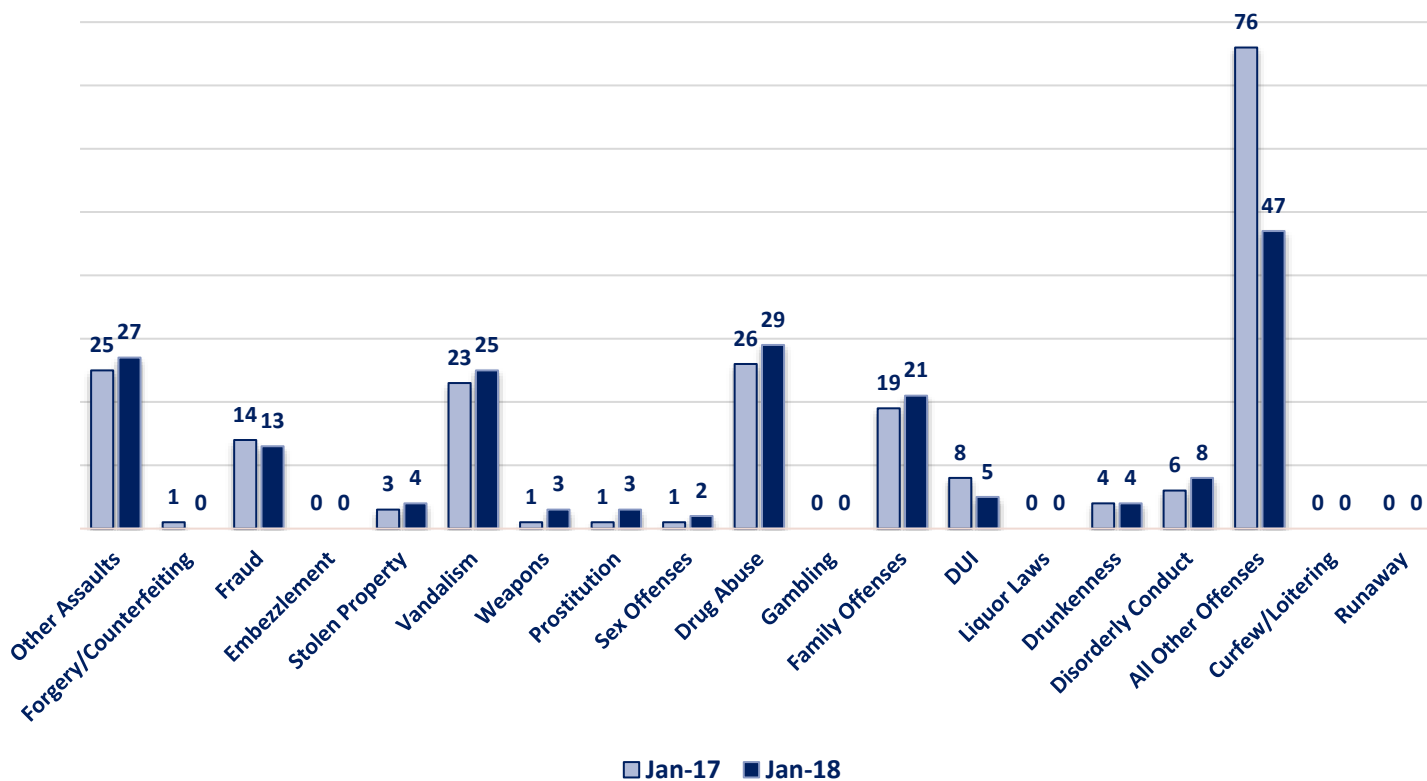
## JANUARY 2018 - Part I & II Offense Percentages



### Part I Offenses

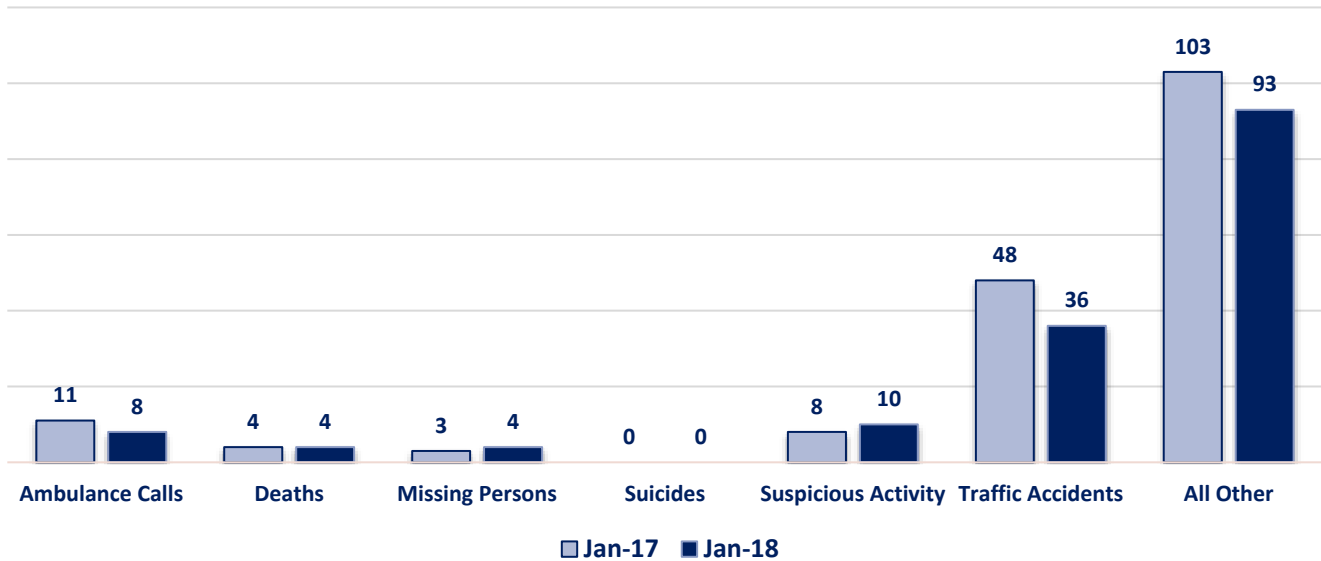


### Part II Offenses

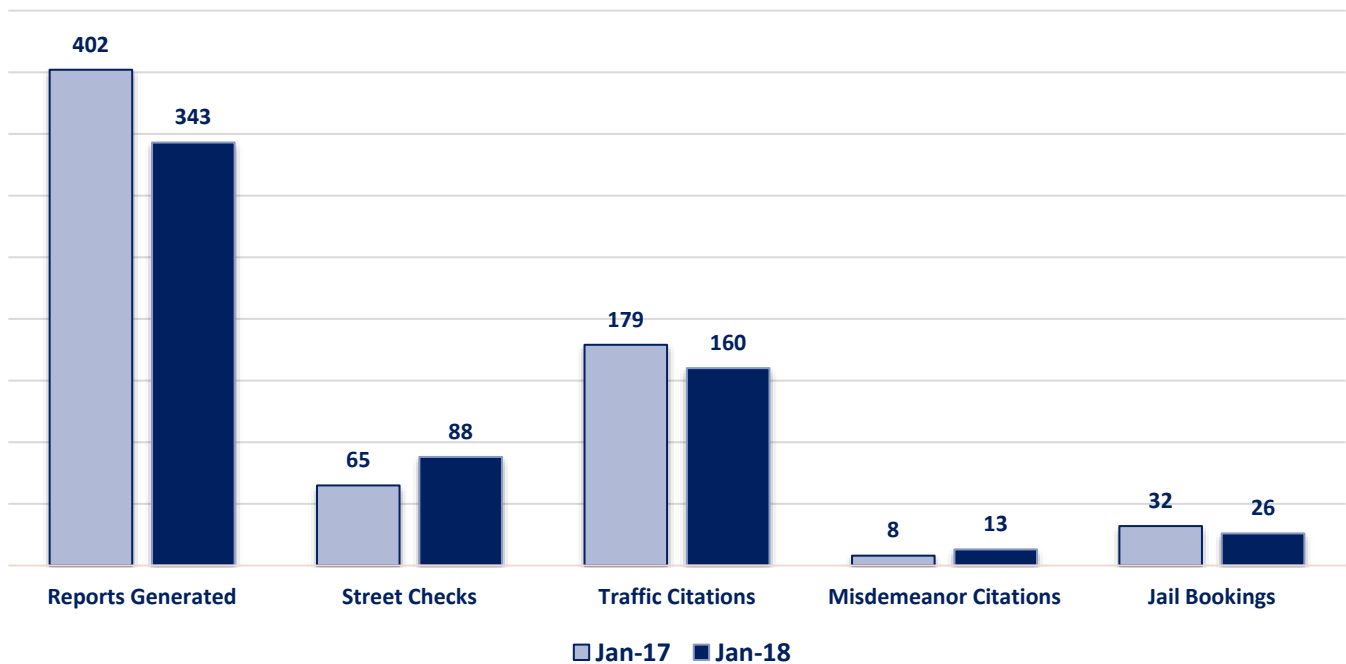




### Non-UCR Offenses

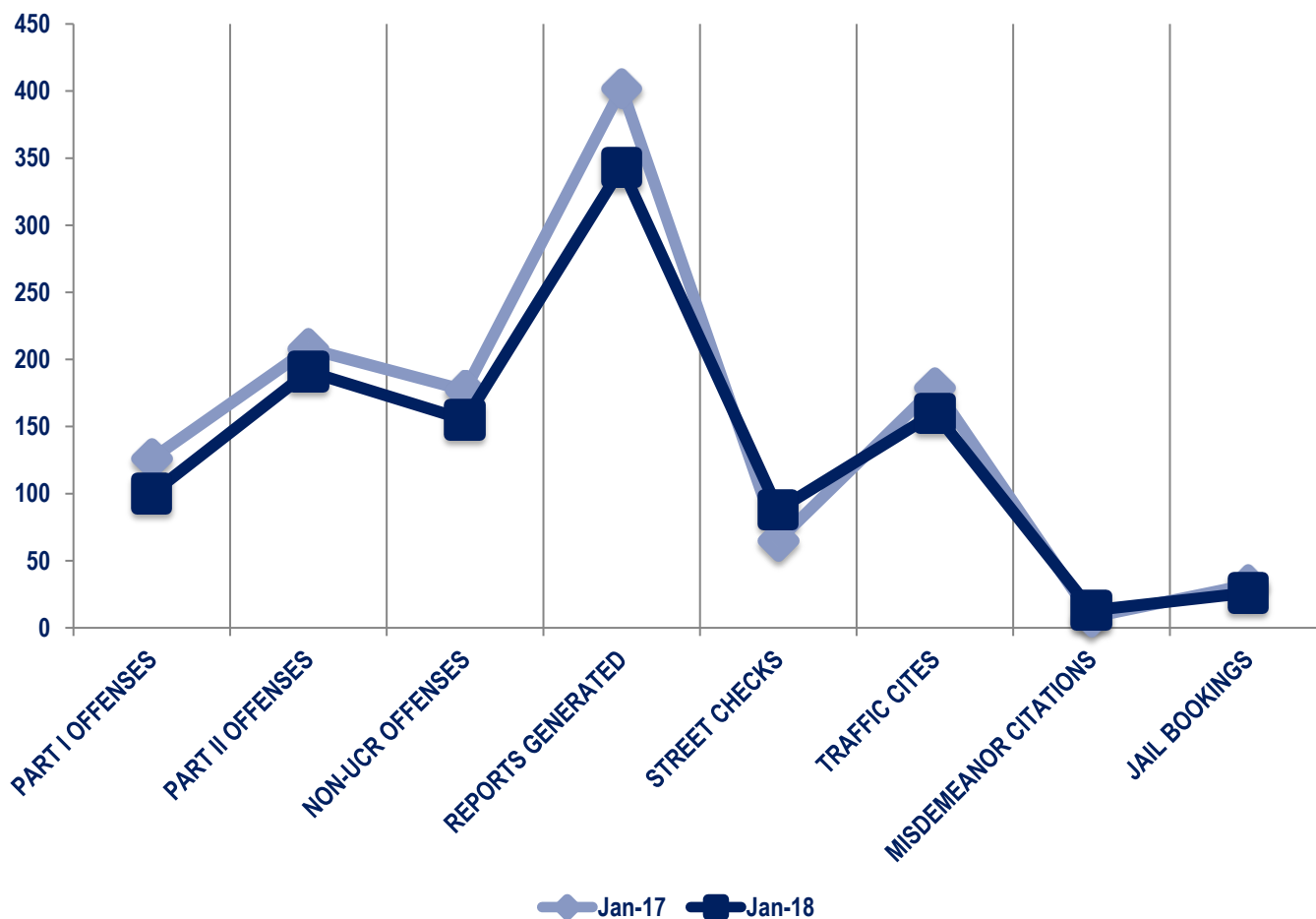


### Other Event Totals



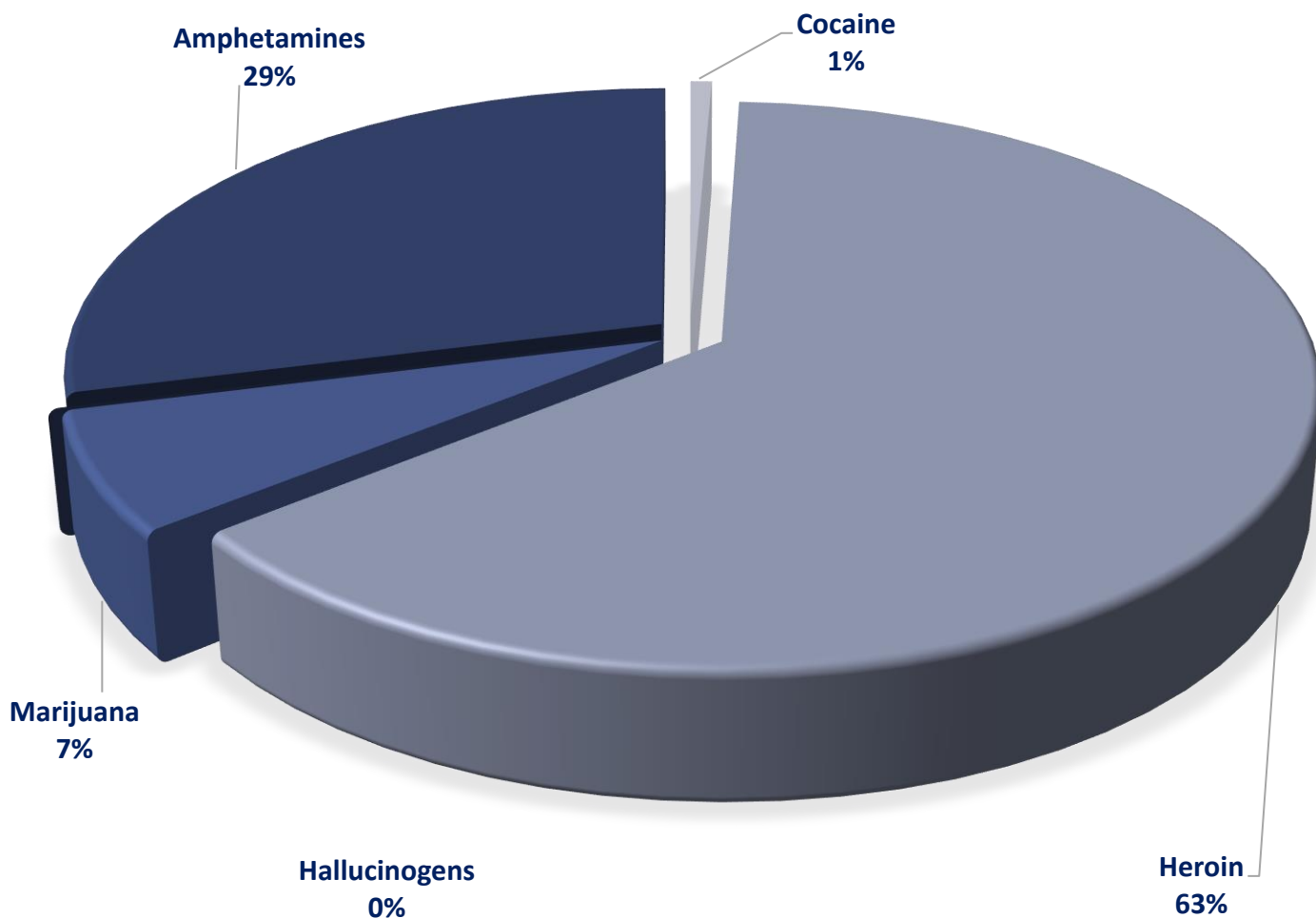
## Combined Offense/Event Trends

	JAN 17	JAN 18
<b>Part I Offenses</b>	126	100
<b>Part II Offenses</b>	208	191
<b>NonUCR Offenses</b>	177	155
<b>Reports Generated</b>	402	343
<b>Street Checks</b>	65	88
<b>Traffic Citations</b>	179	160
<b>Misdemeanor Citations</b>	8	13
<b>Jail Bookings</b>	32	26

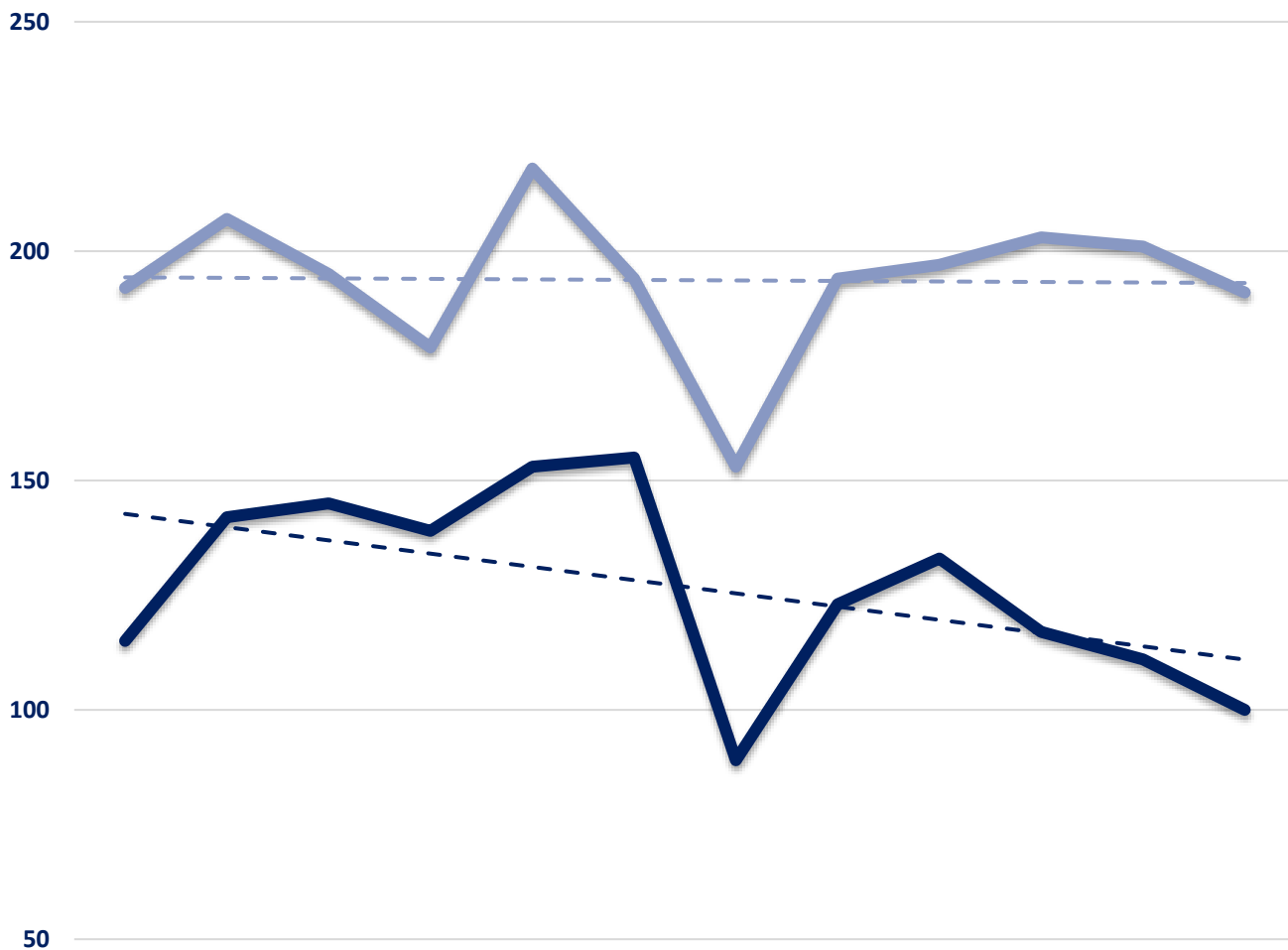


### Seized Drugs

TYPE	DOSES	STREET VALUE
Cocaine	7.0	\$ 70.00
Heroin	666.1	\$ 6,661.00
Marijuana	71.6	\$ 429.64
Hallucinogens	0.0	\$ -
Amphetamines	303.0	\$ 3,030.00
<b>TOTAL</b>	<b>1047.7</b>	<b>\$ 10,190.64</b>



### Part I & II Offenses - One Year



	FEB 2017	MAR 2017	APR 2017	MAY 2017	JUN 2017	JUL 2017	AUG 2017	SEP 2017	OCT 2017	NOV 2017	DEC 2017	JAN 2018
<b>PART I</b>	115	142	145	139	153	155	89	123	133	117	111	100
<b>PART II</b>	192	207	195	179	218	194	153	194	197	203	201	191

— **PART I**
— **PART II**
- - **Part I Linear Forecast**
- - **Part II Linear Forecast**



## CITY COUNCIL DISTRICT #3

### MONTHLY OFFENSE SUMMARY

## FEBRUARY 2018

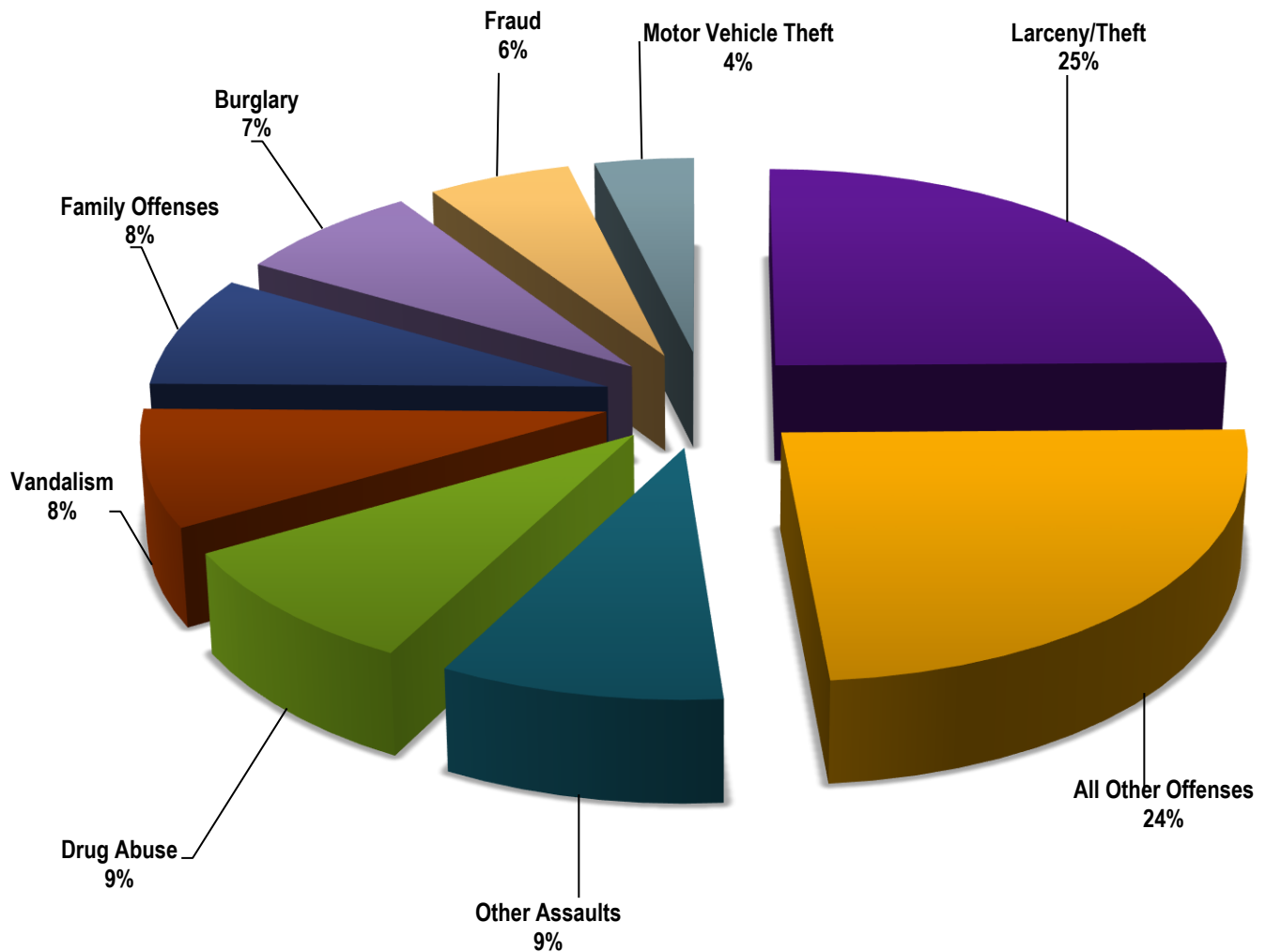
These figures represent preliminary counts of original Police Incident Reports and include all offenses within the above listed City Council District only. Full statistical analysis to determine the confidence level of this data has not been performed. The results contained herein are approximate in relation to the listed area and may not fully coincide with data shown in other areas of SLCPD's Crime Statistics page such as Calls for Service, Crimes Trending, and Crime Reports due to and reflective of departmental procedures that were in place at the time the event occurred and the date this data was compiled. Results displayed are not distinguished as attempted or completed crimes, do not include other calls for police service, and only represent police service where a report was made. Police Incident Reports are classified by primary offense categories as defined by the Uniform Crime Reporting (UCR) system. However, data is not subjected to any other standards set forth under UCR. Although every reasonable verification effort is made, the accuracy of any data is subject to the constraints of the report generation process as well as the manner, format, and point in time of any query.

<b>PART I OFFENSES:</b>	Chosen by the FBI as Part I Offenses because they are serious crimes that occur with regularity in all areas of the country and are likely to be reported to Police.
<b>PART II OFFENSES:</b>	All other crimes other than the eight Part I Offenses. The Uniform Crime Reporting Program gathers only arrest data for Part II Offenses, however, SLCPD results displayed in this document display all Part II Offenses, regardless of the presence of arrest data.
<b>ALL OTHER OFFENSES:</b>	Under the Part II Offense section, 'All Other Offenses' include Peeping Tom, Trespass, Kidnap/Abduction, Pornography, Extortion/Blackmail, Bribery, Warrants, Sexual Offenses, Obstruction, Public Peace, and Hit & Run.
<b>NON-UCR OFFENSES:</b>	Non-UCR Offenses include reports for all other offenses not classified as a Part I or Part II Offense. Results displayed separate some of these offenses such as Ambulance Calls, Deaths, Missing Persons, Suicides, Suspicious Activity, and Traffic Accidents.
<b>ALL OTHER NON-UCR:</b>	Under the Non-UCR category, 'All Other' include the remainder of offenses not classified as Part I or Part II and not separated from the Non-UCR Offenses. These include things such as Loud Parties, Barking Dogs, Mentally Ill Subjects, Citizen Assistance, etc.
<b>LOW NUMBER OFFENSES:</b>	On page two, in the interest of space and allowing for easier viewing, the category titled 'Low Number Offenses' include Part I and Part II Offenses from page one that have totals under the amount of 5.

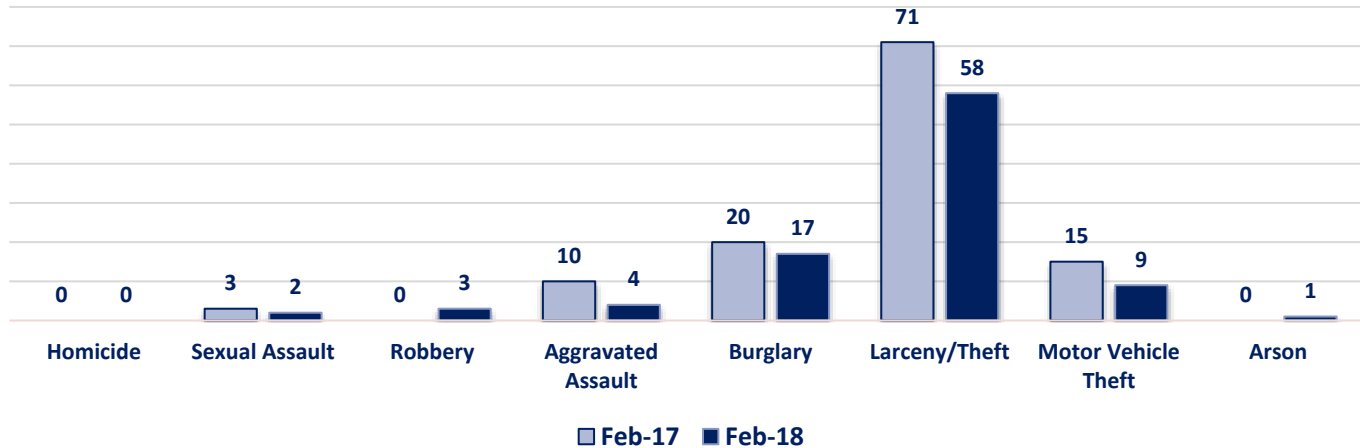
## Offenses

PART I OFFENSES	OFFENSE	FEB 17	FEB 18	OFFENSE	FEB 17	FEB 18	PART II OFFENSES
	Homicide	0	0	Other Assaults	21	21	
	Sexual Assault	3	2	Forgery/Counterfeit	2	4	
	Robbery	0	3	Fraud	15	13	
	Aggravated Assault	10	4	Embezzlement	0	0	
	Burglary	20	17	Stolen Property	2	1	
	Larceny/Theft	71	58	Vandalism	28	20	
	Motor Vehicle Theft	15	9	Weapons	0	2	
	Arson	0	1	Prostitution	1	2	
PART I TOTALS	119	94	Sex Offenses	2	2		
NON-UCR OFFENSES	Ambulance Calls	6	13	Drug Abuse	24	21	
	Deaths	4	3	Gambling	0	0	
	Missing Persons	3	2	Family Offenses	16	19	
	Suicides	0	1	DUI	9	4	
	Suspicious Activity	13	6	Liquor Laws	3	1	
	Traffic Accidents	29	33	Drunkenness	8	5	
	All Other	97	73	Disorderly Conduct	1	0	
	NON-UCR TOTALS	152	131	All Other Offenses	67	56	
	PART I OFFENSES	119	94	Curfew/Loitering	0	0	
PART II OFFENSES	201	172	Runaway	2	1		
NON-UCR OFFENSES	152	131	PART II TOTALS	201	172		
TOTAL	472	397					

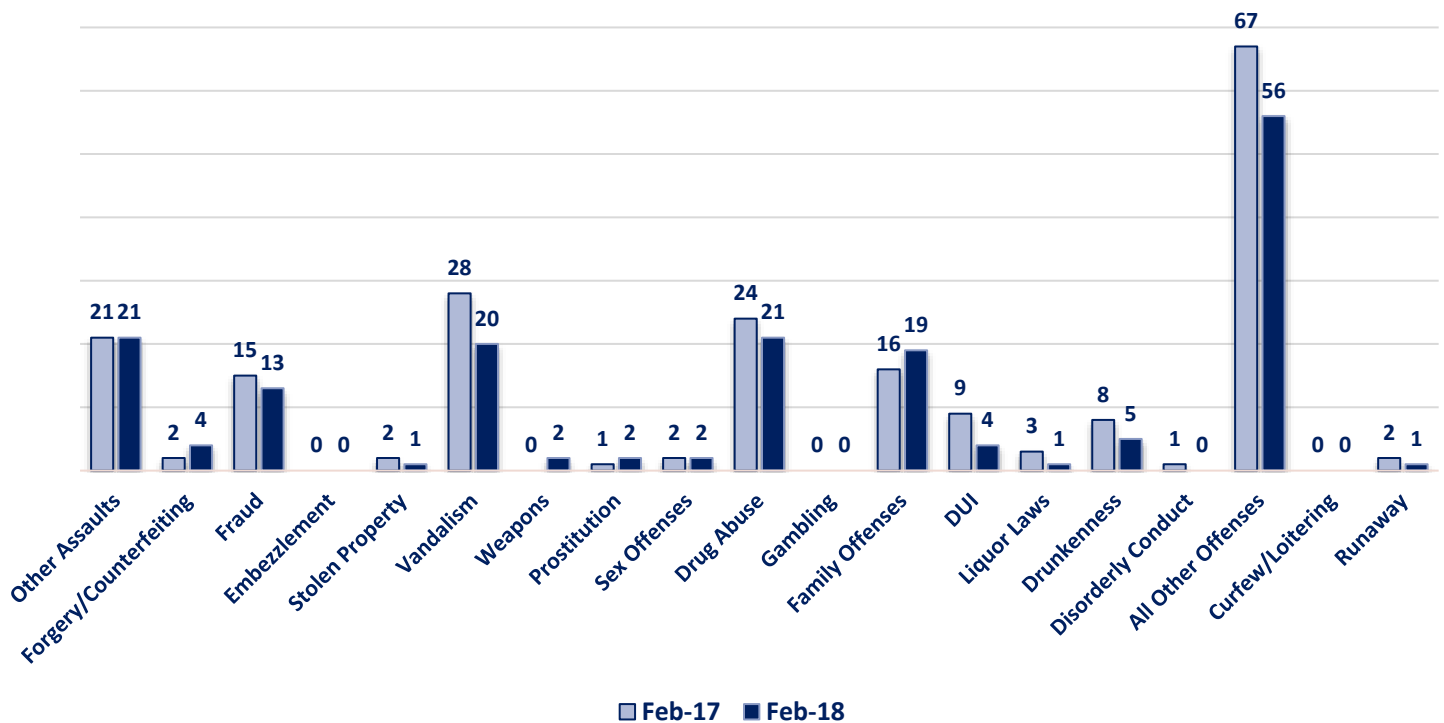
## FEBRUARY 2018 - Part I & II Offense Percentages



### Part I Offenses

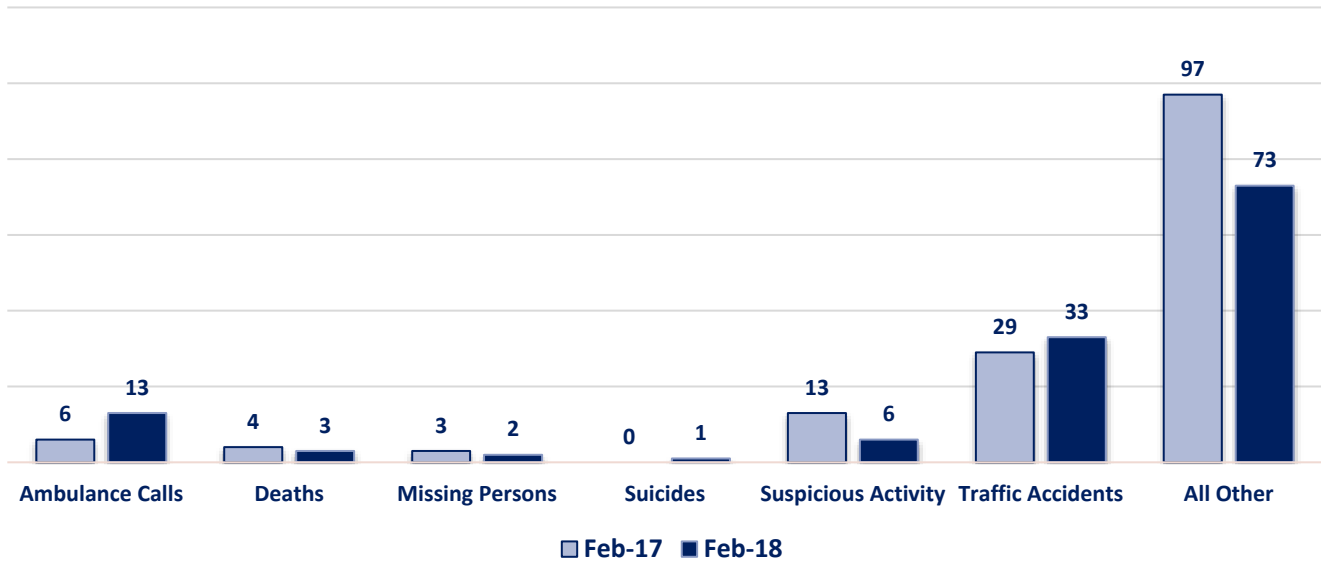


### Part II Offenses

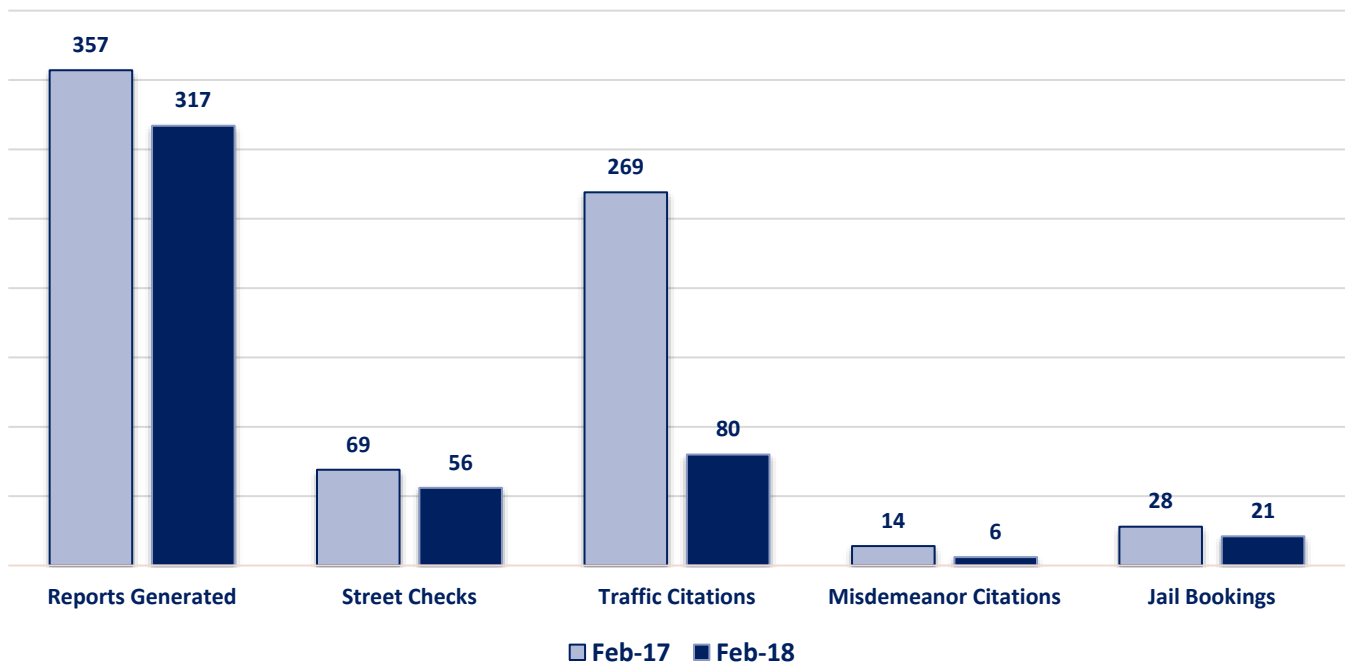




### Non-UCR Offenses

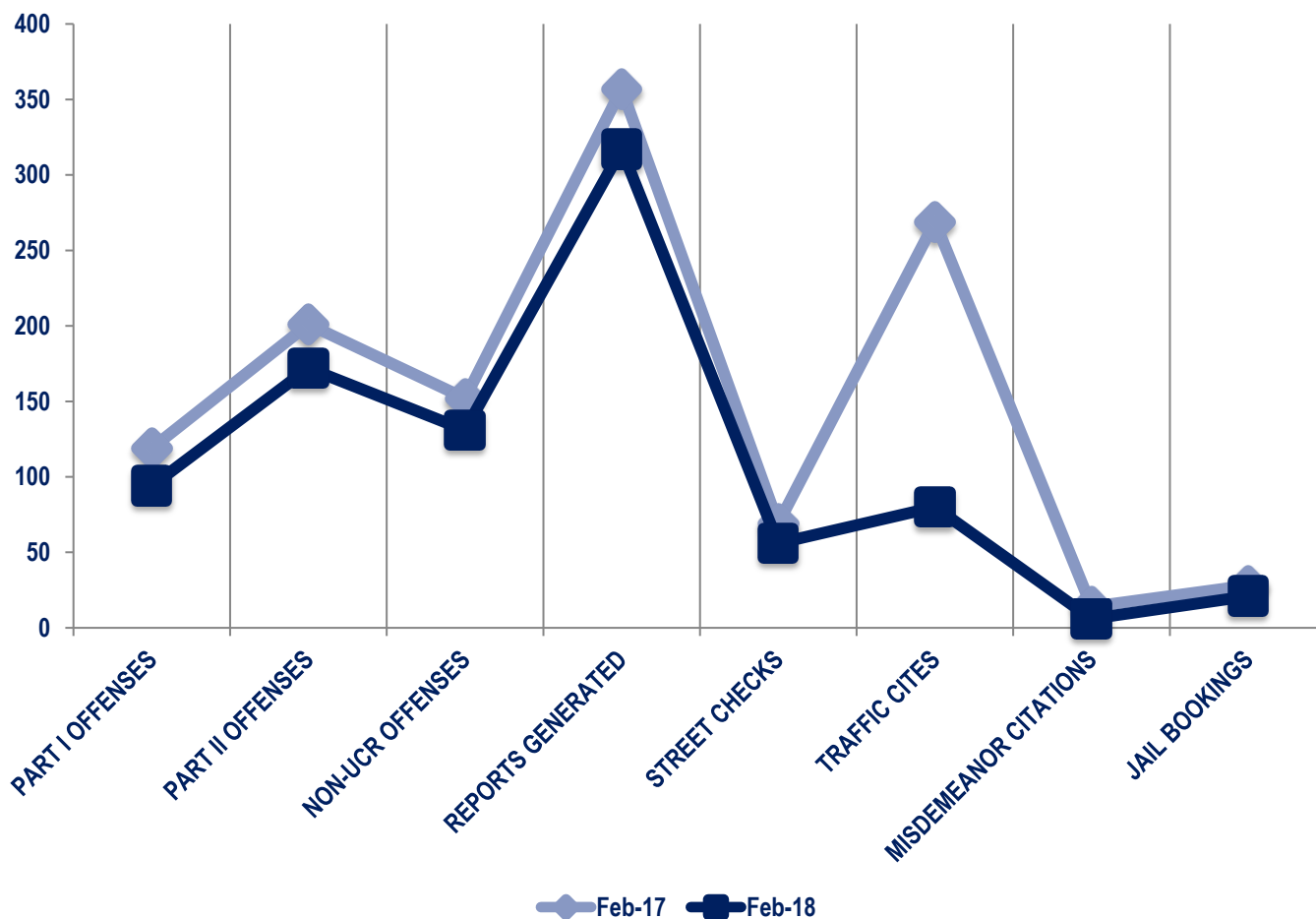


### Other Event Totals



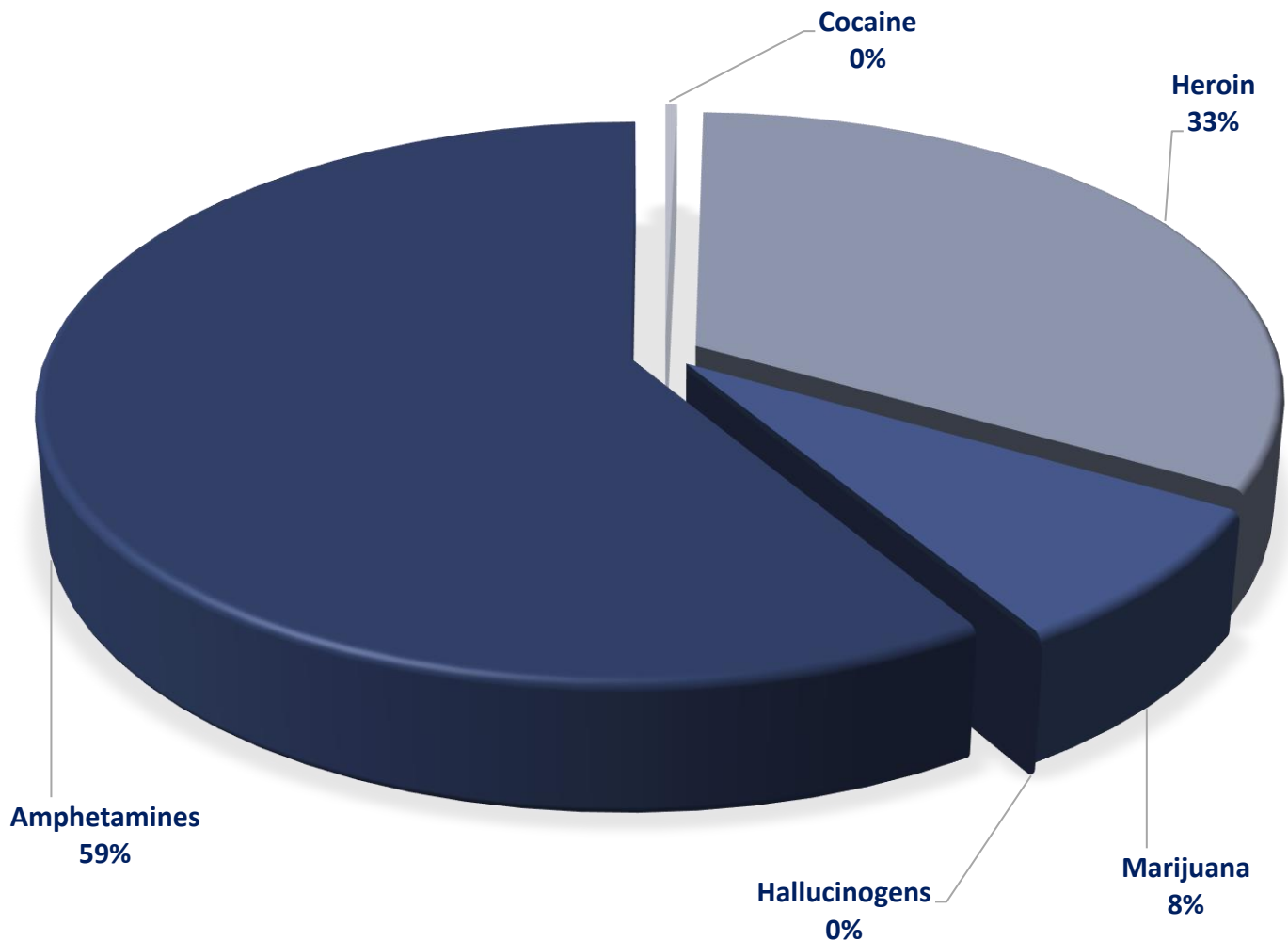
### Combined Offense/Event Trends

	FEB 17	FEB 18
<b>Part I Offenses</b>	119	94
<b>Part II Offenses</b>	201	172
<b>NonUCR Offenses</b>	152	131
<b>Reports Generated</b>	357	317
<b>Street Checks</b>	69	56
<b>Traffic Citations</b>	269	80
<b>Misdemeanor Citations</b>	14	6
<b>Jail Bookings</b>	28	21

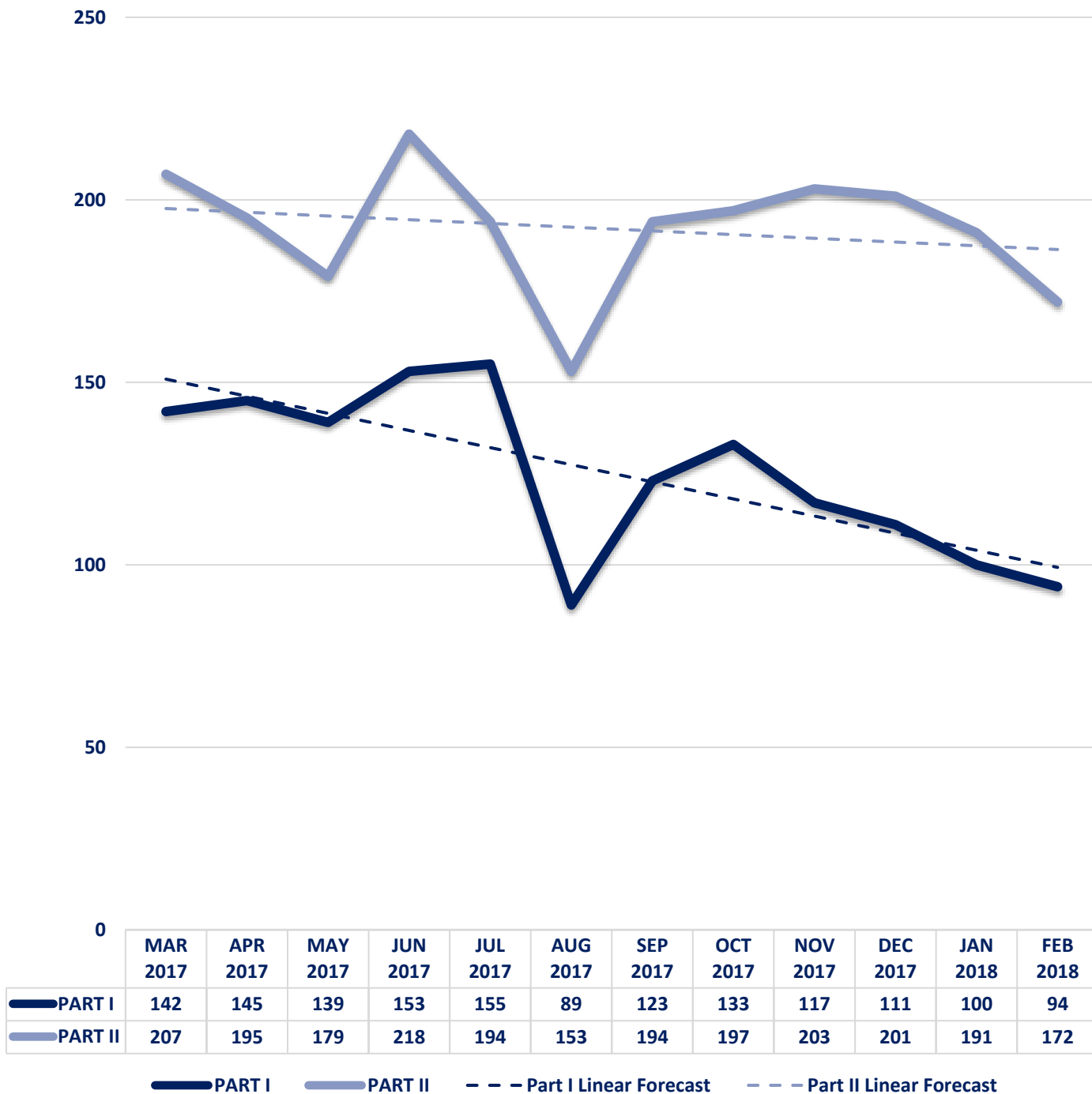


### Seized Drugs

TYPE	DOSES	STREET VALUE
Cocaine	2.0	\$ 20.00
Heroin	180.5	\$ 1,805.00
Marijuana	44.2	\$ 265.02
Hallucinogens	0.0	\$ -
Amphetamines	322.0	\$ 3,220.00
<b>TOTAL</b>	<b>548.7</b>	<b>\$ 5,310.02</b>



### Part I & II Offenses - One Year





## CITY COUNCIL DISTRICT #3

### MONTHLY OFFENSE SUMMARY

**MARCH 2018**

These figures represent preliminary counts of original Police Incident Reports and include all offenses within the above listed City Council District only. Full statistical analysis to determine the confidence level of this data has not been performed. The results contained herein are approximate in relation to the listed area and may not fully coincide with data shown in other areas of SLCPD's Crime Statistics page such as Calls for Service, Crimes Trending, and Crime Reports due to and reflective of departmental procedures that were in place at the time the event occurred and the date this data was compiled. Results displayed are not distinguished as attempted or completed crimes, do not include other calls for police service, and only represent police service where a report was made. Police Incident Reports are classified by primary offense categories as defined by the Uniform Crime Reporting (UCR) system. However, data is not subjected to any other standards set forth under UCR. Although every reasonable verification effort is made, the accuracy of any data is subject to the constraints of the report generation process as well as the manner, format, and point in time of any query.

<b>PART I OFFENSES:</b>	Chosen by the FBI as Part I Offenses because they are serious crimes that occur with regularity in all areas of the country and are likely to be reported to Police.
<b>PART II OFFENSES:</b>	All other crimes other than the eight Part I Offenses. The Uniform Crime Reporting Program gathers only arrest data for Part II Offenses, however, SLCPD results displayed in this document display all Part II Offenses, regardless of the presence of arrest data.
<b>ALL OTHER OFFENSES:</b>	Under the Part II Offense section, 'All Other Offenses' include Peeping Tom, Trespass, Kidnap/Abduction, Pornography, Extortion/Blackmail, Bribery, Warrants, Sexual Offenses, Obstruction, Public Peace, and Hit & Run.
<b>NON-UCR OFFENSES:</b>	Non-UCR Offenses include reports for all other offenses not classified as a Part I or Part II Offense. Results displayed separate some of these offenses such as Ambulance Calls, Deaths, Missing Persons, Suicides, Suspicious Activity, and Traffic Accidents.
<b>ALL OTHER NON-UCR:</b>	Under the Non-UCR category, 'All Other' include the remainder of offenses not classified as Part I or Part II and not separated from the Non-UCR Offenses. These include things such as Loud Parties, Barking Dogs, Mentally Ill Subjects, Citizen Assistance, etc.
<b>LOW NUMBER OFFENSES:</b>	On page two, in the interest of space and allowing for easier viewing, the category titled 'Low Number Offenses' include Part I and Part II Offenses from page one that have totals under the amount of 15.

## Offenses

### PART I OFFENSES

OFFENSE	MAR 17	MAR 18
Homicide	0	0
Sexual Assault	1	0
Robbery	4	1
Aggravated Assault	2	6
Burglary	23	12
Larceny/Theft	87	65
Motor Vehicle Theft	28	11
Arson	0	0
<b>PART I TOTALS</b>	<b>145</b>	<b>95</b>

### NON-UCR OFFENSES

Ambulance Calls	12	14
Deaths	4	3
Missing Persons	0	5
Suicides	1	1
Suspicious Activity	4	14
Traffic Accidents	38	35
All Other	104	109
<b>NON-UCR TOTALS</b>	<b>163</b>	<b>181</b>

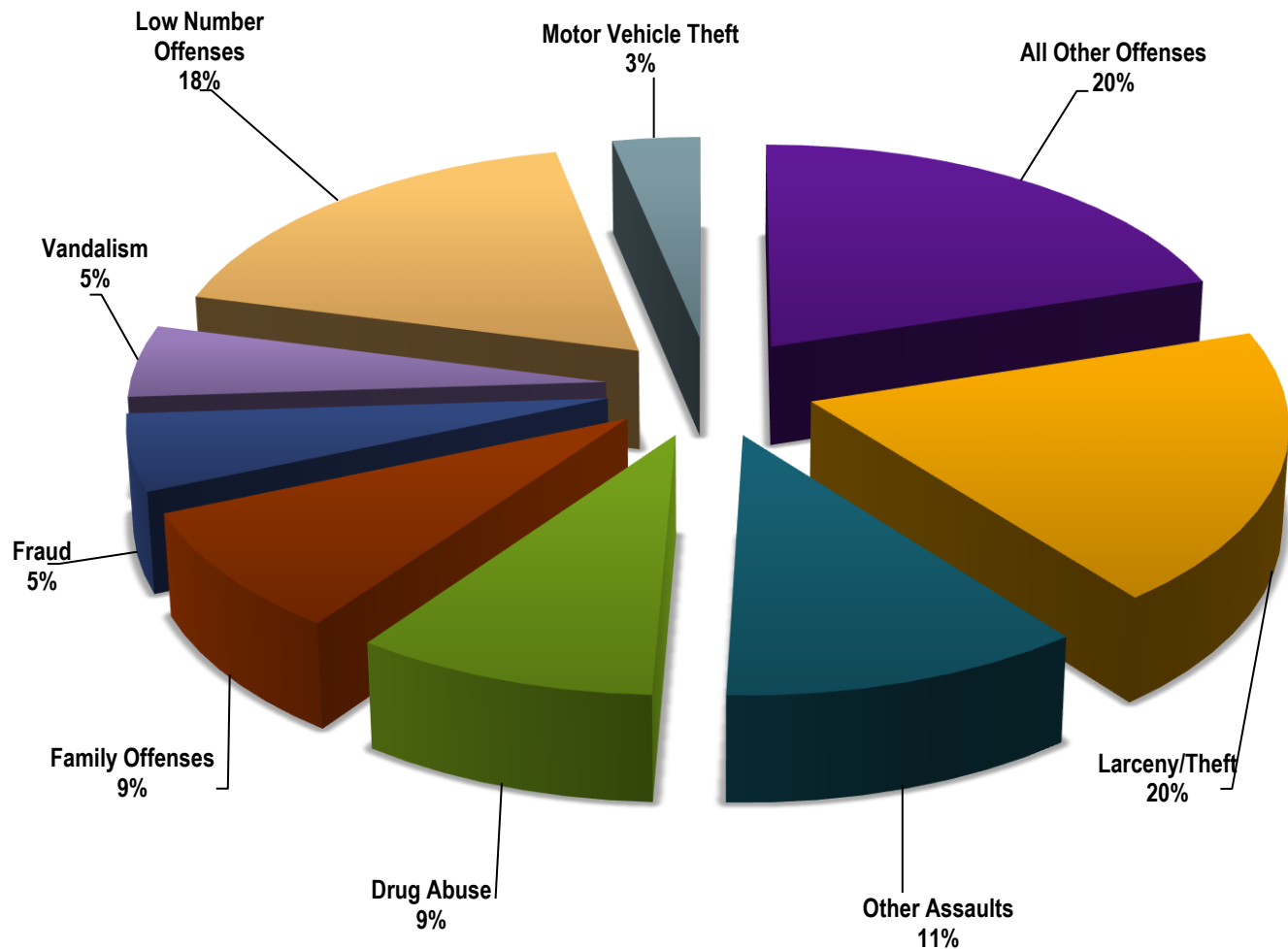
### TOTALS

<b>PART I OFFENSES</b>	<b>145</b>	<b>95</b>
<b>PART II OFFENSES</b>	<b>211</b>	<b>228</b>
<b>NON-UCR OFFENSES</b>	<b>163</b>	<b>181</b>
<b>TOTAL</b>	<b>519</b>	<b>504</b>

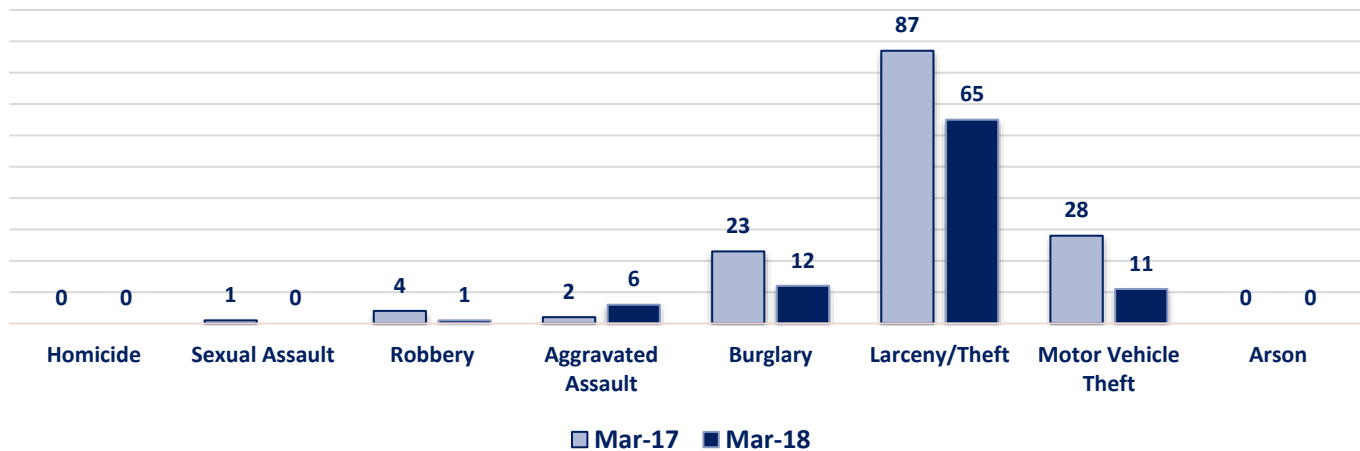
### PART II OFFENSES

OFFENSE	MAR 17	MAR 18
Other Assaults	26	37
Forgery/Counterfeit	2	4
Fraud	12	18
Embezzlement	0	0
Stolen Property	0	1
Vandalism	38	17
Weapons	0	2
Prostitution	0	1
Sex Offenses	2	1
Drug Abuse	31	31
Gambling	0	0
Family Offenses	22	29
DUI	8	4
Liquor Laws	2	0
Drunkenness	9	8
Disorderly Conduct	2	7
All Other Offenses	55	67
Curfew/Loitering	0	0
Runaway	2	1
<b>PART II TOTALS</b>	<b>211</b>	<b>228</b>

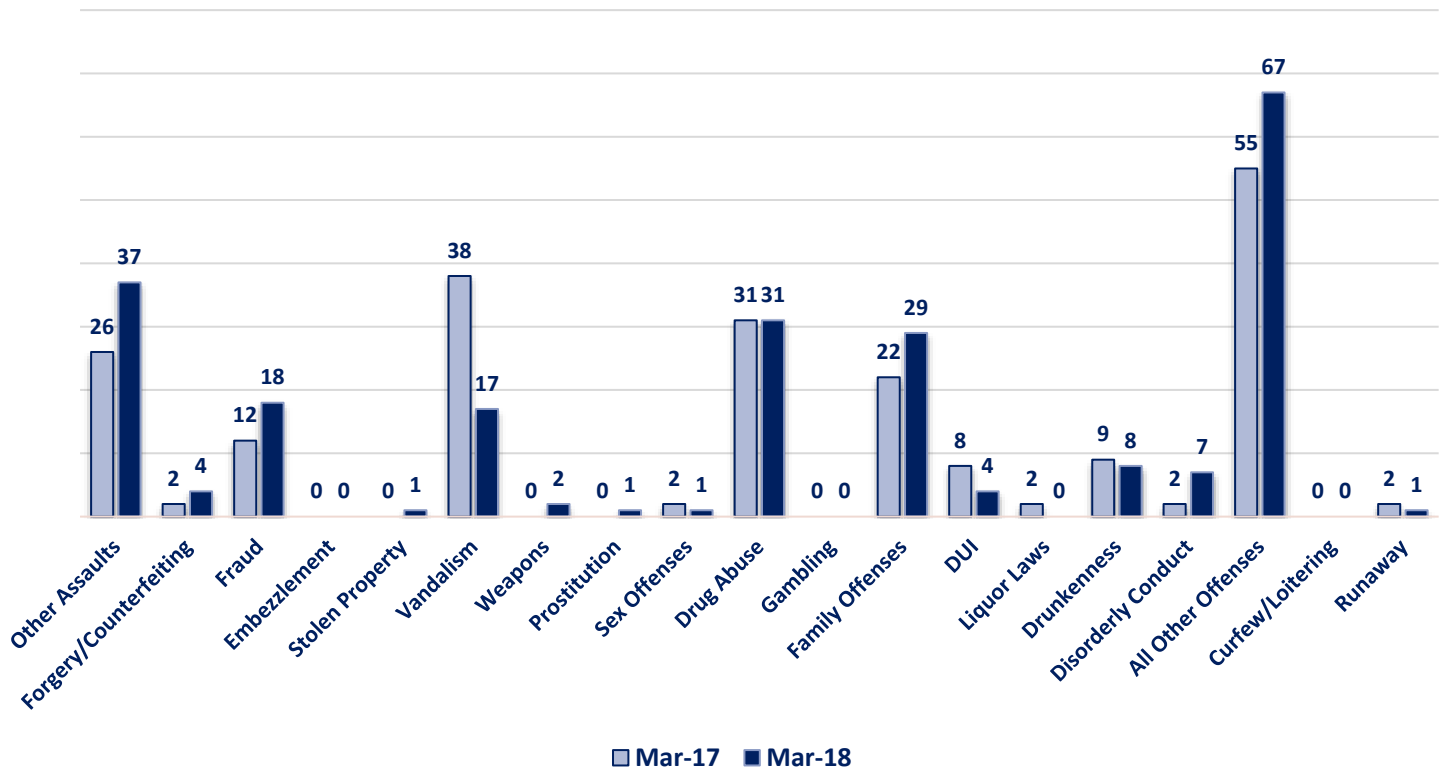
## MARCH 2018 - Part I & II Offense Percentages



### Part I Offenses

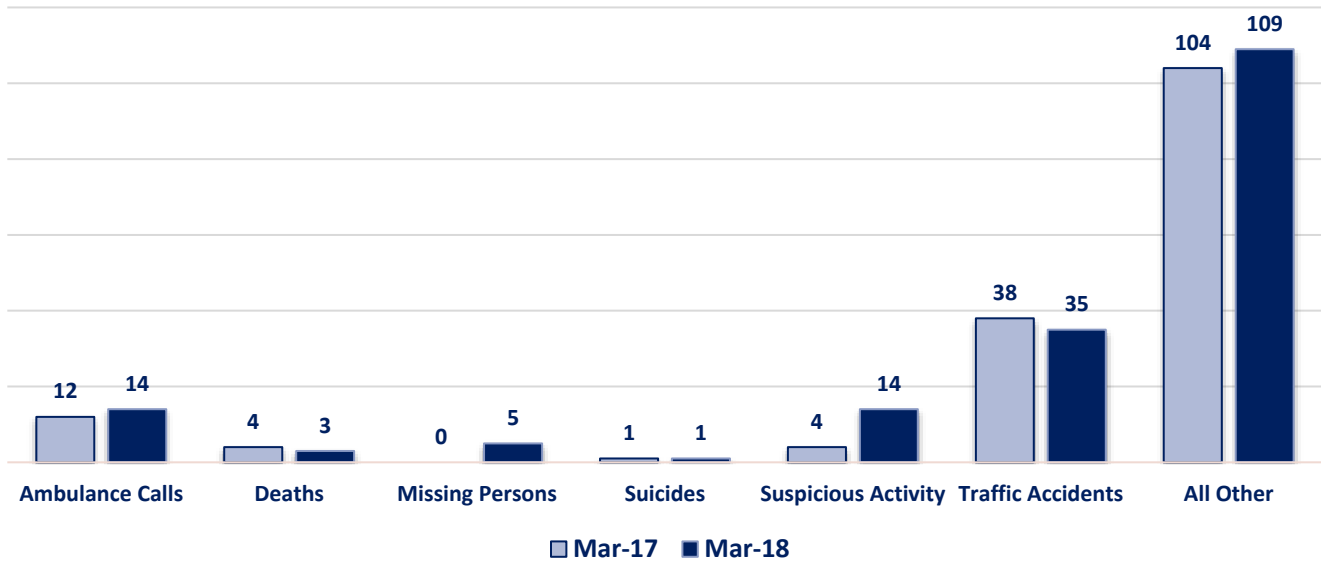


### Part II Offenses

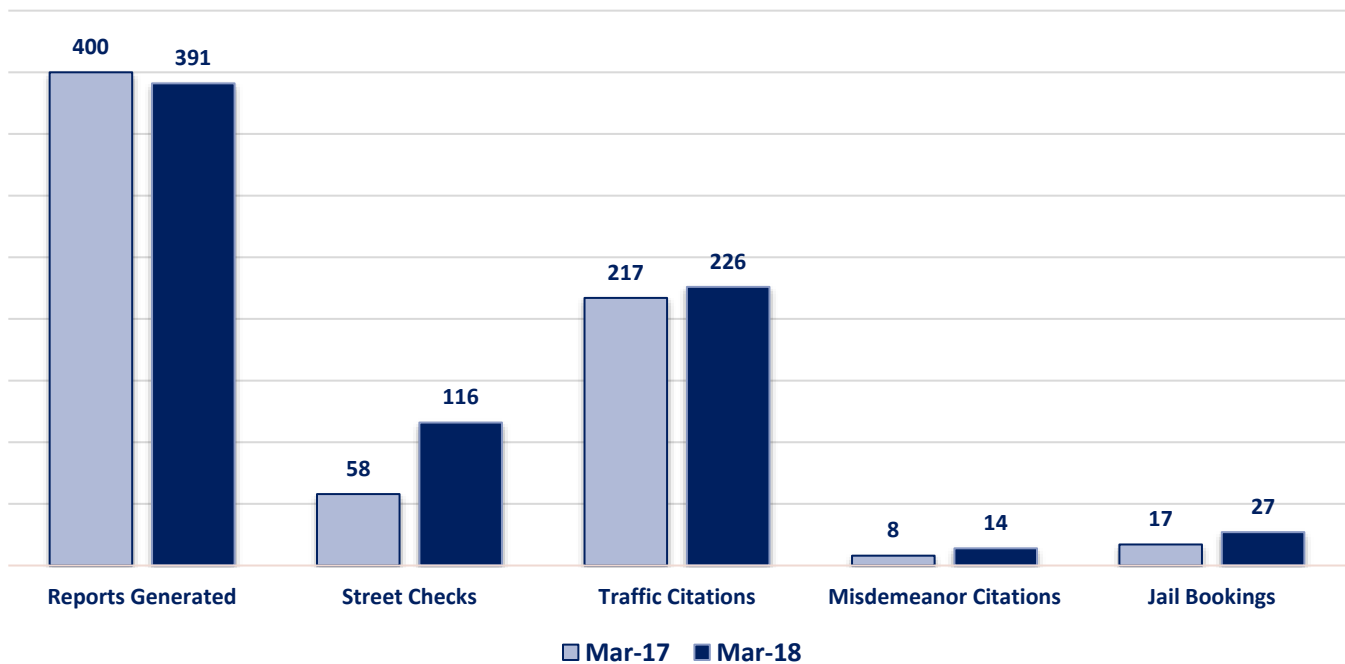




### Non-UCR Offenses

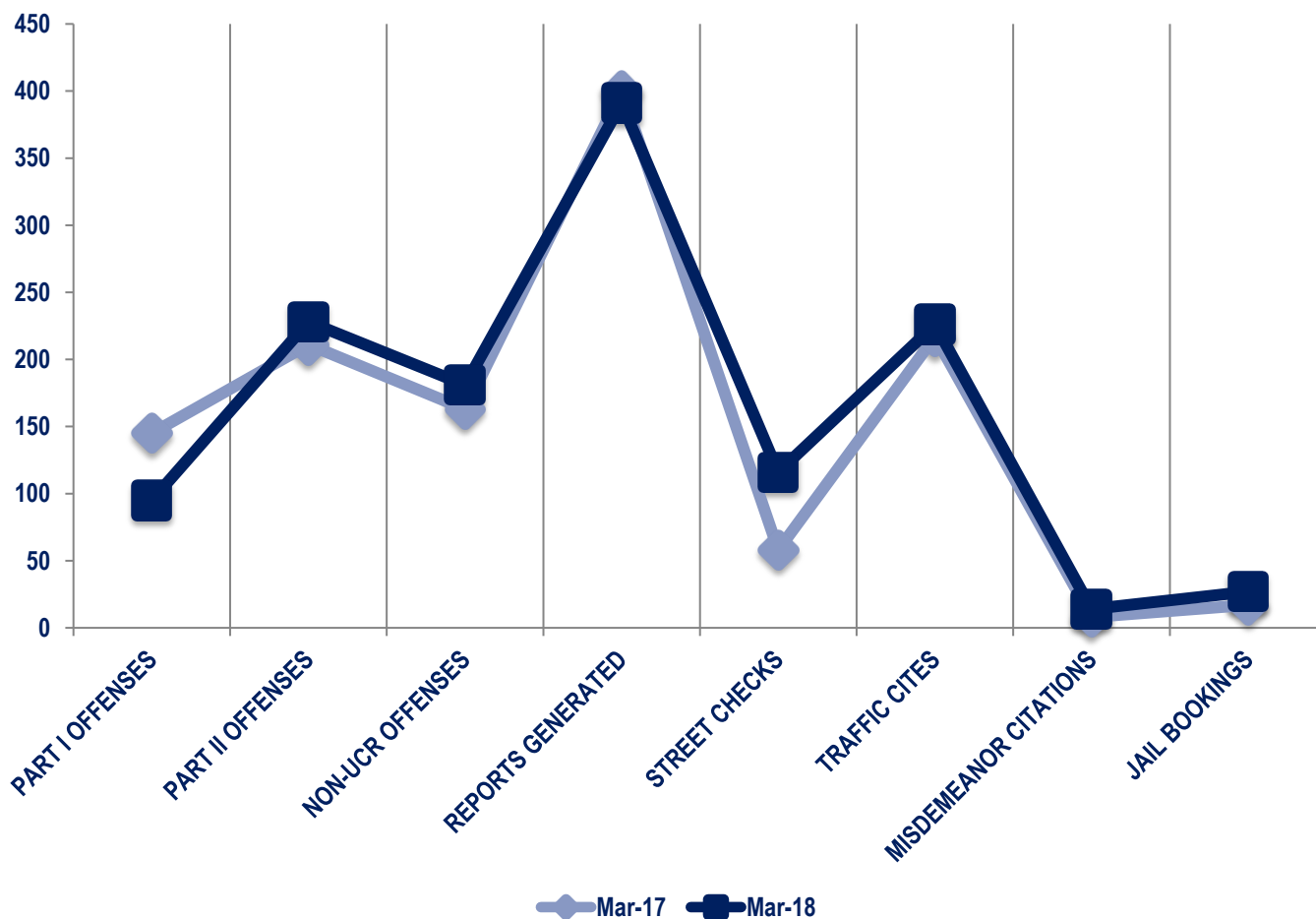


### Other Event Totals



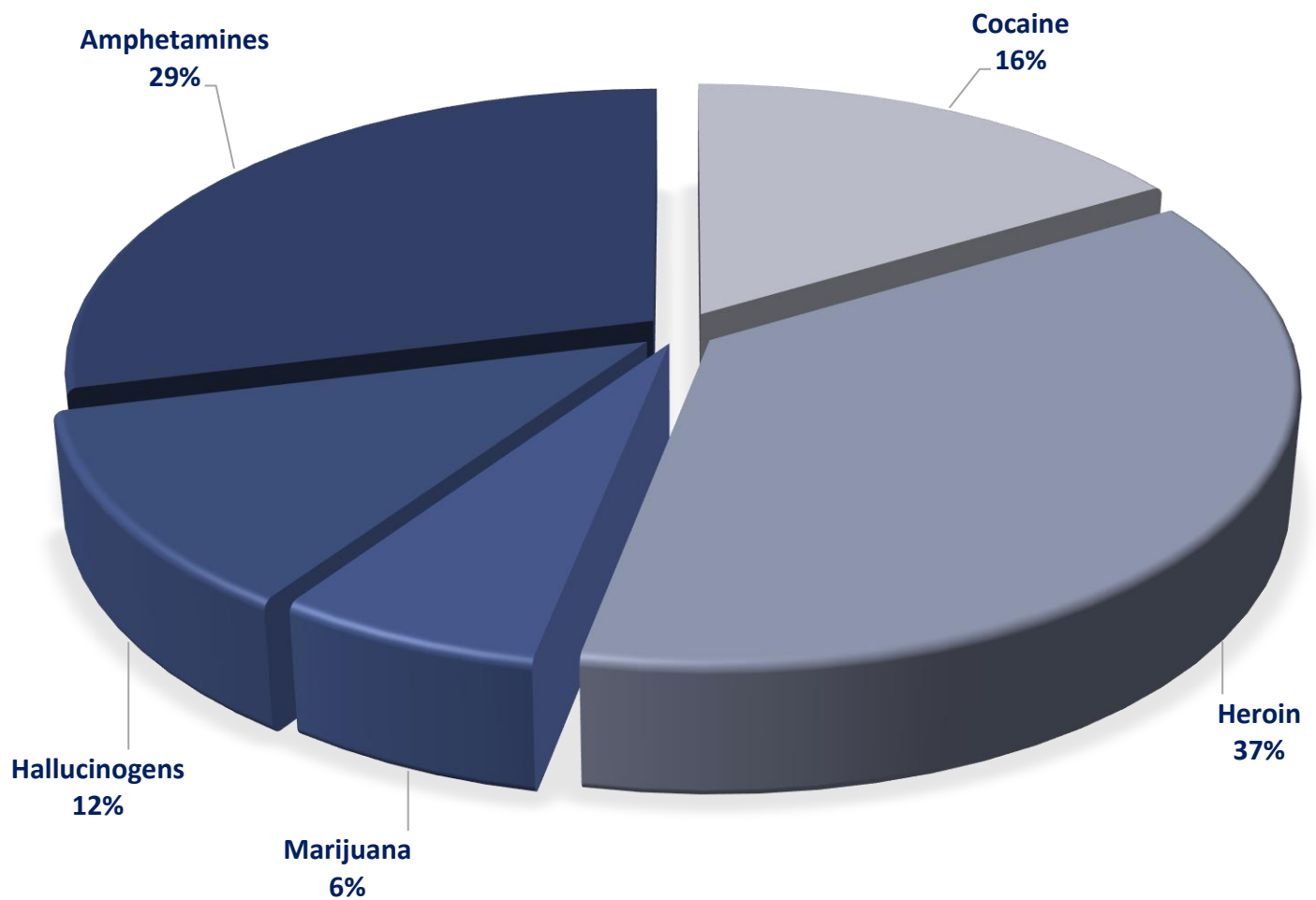
### Combined Offense/Event Trends

	MAR 17	MAR 18
<b>Part I Offenses</b>	145	95
<b>Part II Offenses</b>	211	228
<b>NonUCR Offenses</b>	163	181
<b>Reports Generated</b>	400	391
<b>Street Checks</b>	58	116
<b>Traffic Citations</b>	217	226
<b>Misdemeanor Citations</b>	8	14
<b>Jail Bookings</b>	17	27

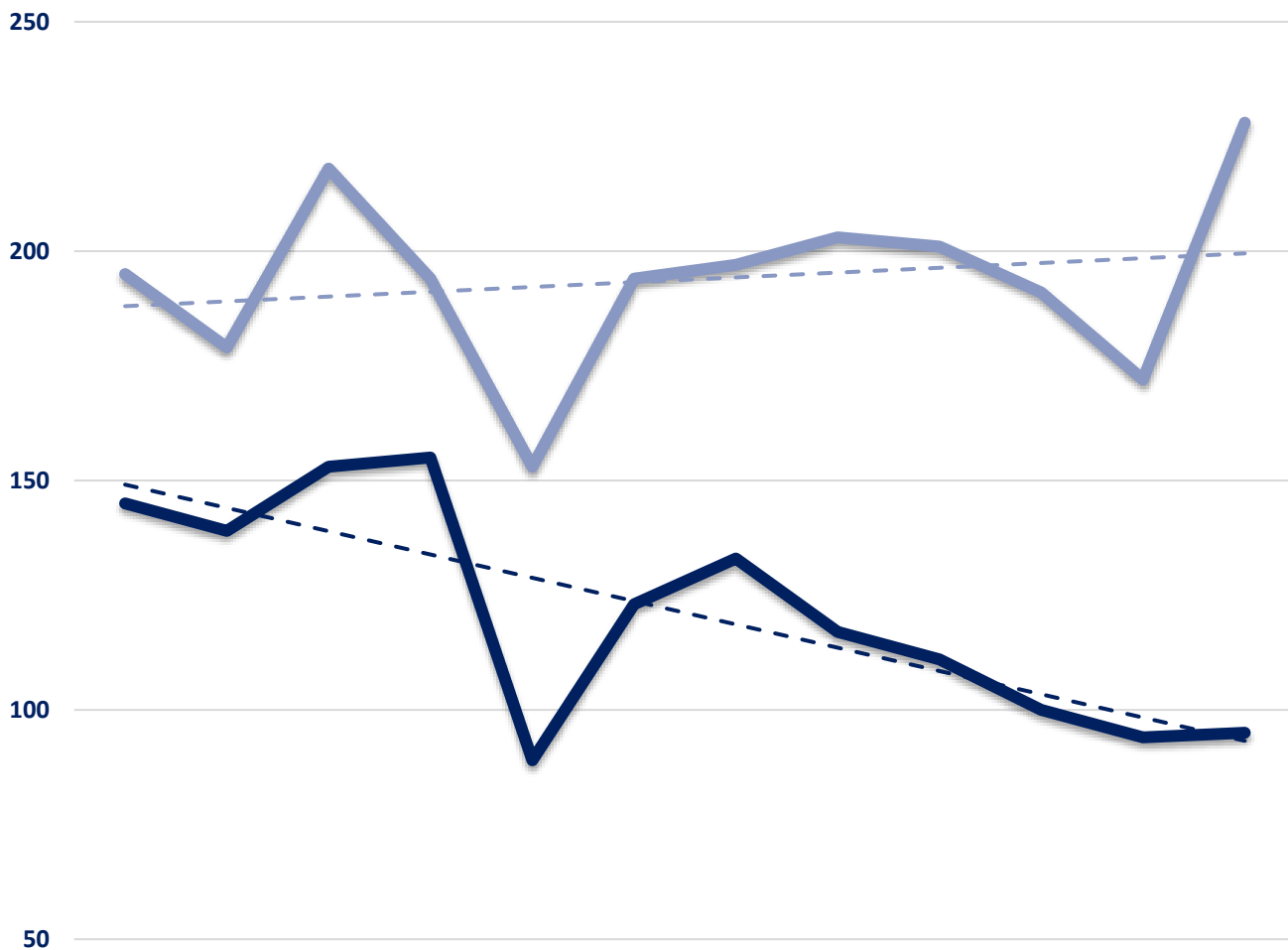


### Seized Drugs

TYPE	DOSES	STREET VALUE
Cocaine	84.0	\$ 840.00
Heroin	188.0	\$ 1,880.00
Marijuana	32.6	\$ 195.77
Hallucinogens	59.2	\$ 118.40
Amphetamines	148.0	\$ 1,480.00
<b>TOTAL</b>	<b>511.8</b>	<b>\$ 4,514.17</b>



### Part I & II Offenses - One Year



	APR 2017	MAY 2017	JUN 2017	JUL 2017	AUG 2017	SEP 2017	OCT 2017	NOV 2017	DEC 2017	JAN 2018	FEB 2018	MAR 2018
<b>PART I</b>	145	139	153	155	89	123	133	117	111	100	94	95
<b>PART II</b>	195	179	218	194	153	194	197	203	201	191	172	228

— **PART I**
— **PART II**
- - **Part I Linear Forecast**
- - **Part II Linear Forecast**



## CITY COUNCIL DISTRICT #3

### MONTHLY OFFENSE SUMMARY

**APRIL 2018**

These figures represent preliminary counts of original Police Incident Reports and include all offenses within the above listed City Council District only. Full statistical analysis to determine the confidence level of this data has not been performed. The results contained herein are approximate in relation to the listed area and may not fully coincide with data shown in other areas of SLCPD's Crime Statistics page such as Calls for Service, Crimes Trending, and Crime Reports due to and reflective of departmental procedures that were in place at the time the event occurred and the date this data was compiled. Results displayed are not distinguished as attempted or completed crimes, do not include other calls for police service, and only represent police service where a report was made. Police Incident Reports are classified by primary offense categories as defined by the Uniform Crime Reporting (UCR) system. However, data is not subjected to any other standards set forth under UCR. Although every reasonable verification effort is made, the accuracy of any data is subject to the constraints of the report generation process as well as the manner, format, and point in time of any query.

<b>PART I OFFENSES:</b>	Chosen by the FBI as Part I Offenses because they are serious crimes that occur with regularity in all areas of the country and are likely to be reported to Police.
<b>PART II OFFENSES:</b>	All other crimes other than the eight Part I Offenses. The Uniform Crime Reporting Program gathers only arrest data for Part II Offenses, however, SLCPD results displayed in this document display all Part II Offenses, regardless of the presence of arrest data.
<b>ALL OTHER OFFENSES:</b>	Under the Part II Offense section, 'All Other Offenses' include Peeping Tom, Trespass, Kidnap/Abduction, Pornography, Extortion/Blackmail, Bribery, Warrants, Sexual Offenses, Obstruction, Public Peace, and Hit & Run.
<b>NON-UCR OFFENSES:</b>	Non-UCR Offenses include reports for all other offenses not classified as a Part I or Part II Offense. Results displayed separate some of these offenses such as Ambulance Calls, Deaths, Missing Persons, Suicides, Suspicious Activity, and Traffic Accidents.
<b>ALL OTHER NON-UCR:</b>	Under the Non-UCR category, 'All Other' include the remainder of offenses not classified as Part I or Part II and not separated from the Non-UCR Offenses. These include things such as Loud Parties, Barking Dogs, Mentally Ill Subjects, Citizen Assistance, etc.
<b>LOW NUMBER OFFENSES:</b>	On page two, in the interest of space and allowing for easier viewing, the category titled 'Low Number Offenses' include Part I and Part II Offenses from page one that have totals under the amount of 12.

## Offenses

### PART I OFFENSES

OFFENSE	APR 17	APR 18
Homicide	0	0
Sexual Assault	0	1
Robbery	2	1
Aggravated Assault	1	7
Burglary	22	11
Larceny/Theft	105	72
Motor Vehicle Theft	16	13
Arson	1	0
<b>PART I TOTALS</b>	<b>147</b>	<b>105</b>

### NON-UCR OFFENSES

Ambulance Calls	8	8
Deaths	3	3
Missing Persons	5	3
Suicides	0	0
Suspicious Activity	9	11
Traffic Accidents	36	39
All Other	99	95
<b>NON-UCR TOTALS</b>	<b>160</b>	<b>159</b>

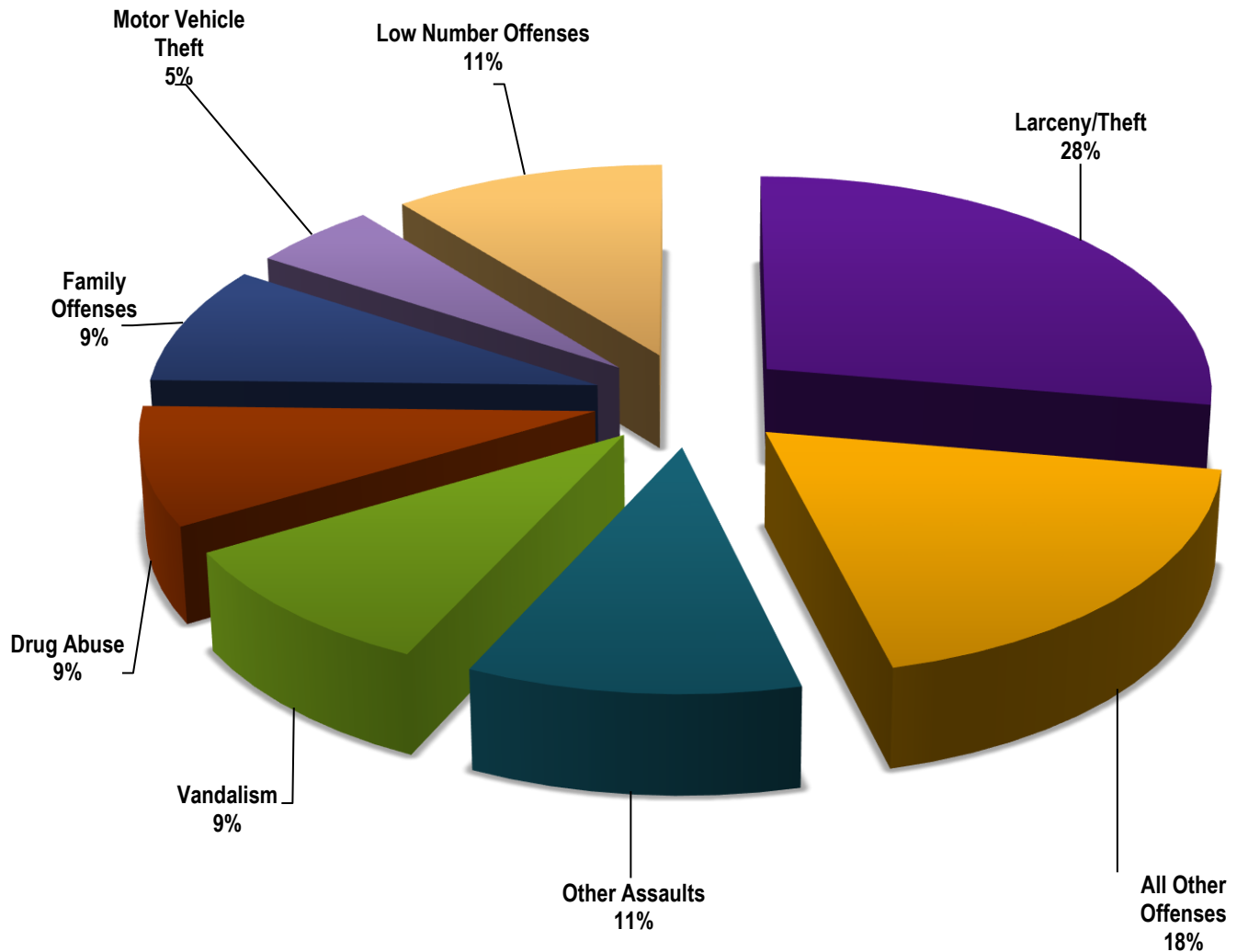
### TOTALS

<b>PART I OFFENSES</b>	<b>147</b>	<b>105</b>
<b>PART II OFFENSES</b>	<b>195</b>	<b>185</b>
<b>NON-UCR OFFENSES</b>	<b>160</b>	<b>159</b>
<b>TOTAL</b>	<b>502</b>	<b>449</b>

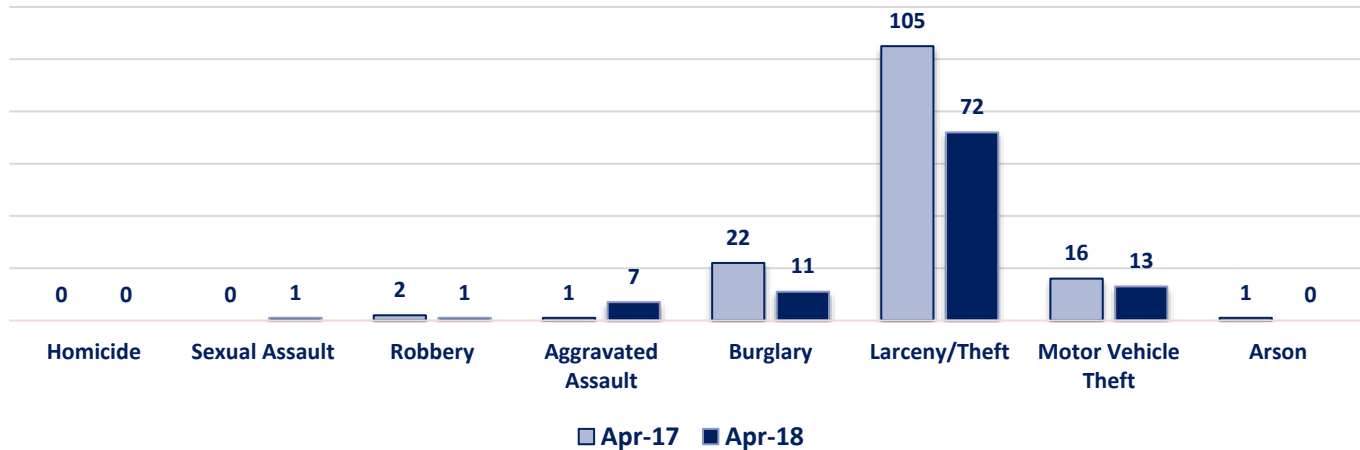
### PART II OFFENSES

OFFENSE	APR 17	APR 18
Other Assaults	25	28
Forgery/Counterfeit	1	2
Fraud	18	6
Embezzlement	0	0
Stolen Property	4	0
Vandalism	23	25
Weapons	1	1
Prostitution	0	0
Sex Offenses	1	1
Drug Abuse	33	23
Gambling	0	0
Family Offenses	11	23
DUI	10	11
Liquor Laws	0	0
Drunkenness	2	10
Disorderly Conduct	3	6
All Other Offenses	60	48
Curfew/Loitering	0	0
Runaway	3	1
<b>PART II TOTALS</b>	<b>195</b>	<b>185</b>

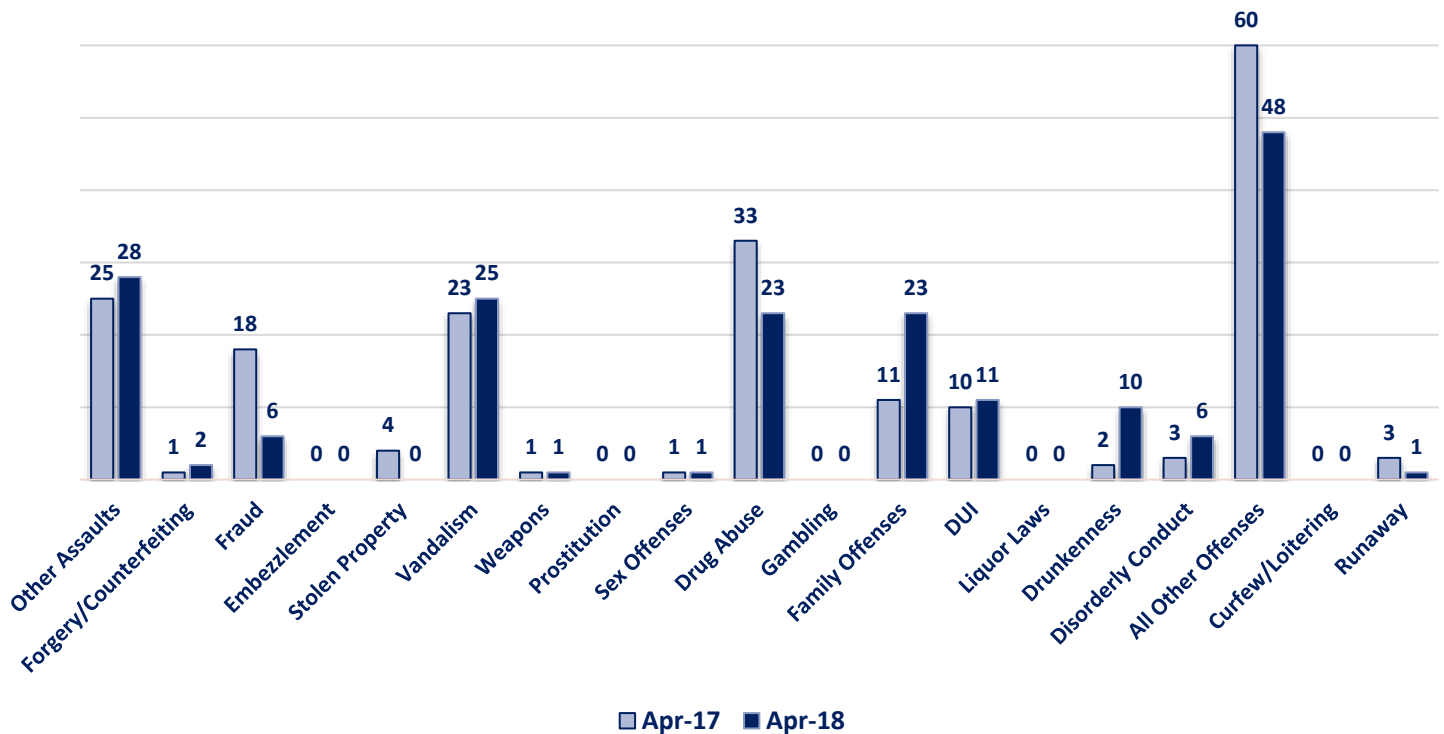
## APRIL 2018 - Part I & II Offense Percentages



### Part I Offenses

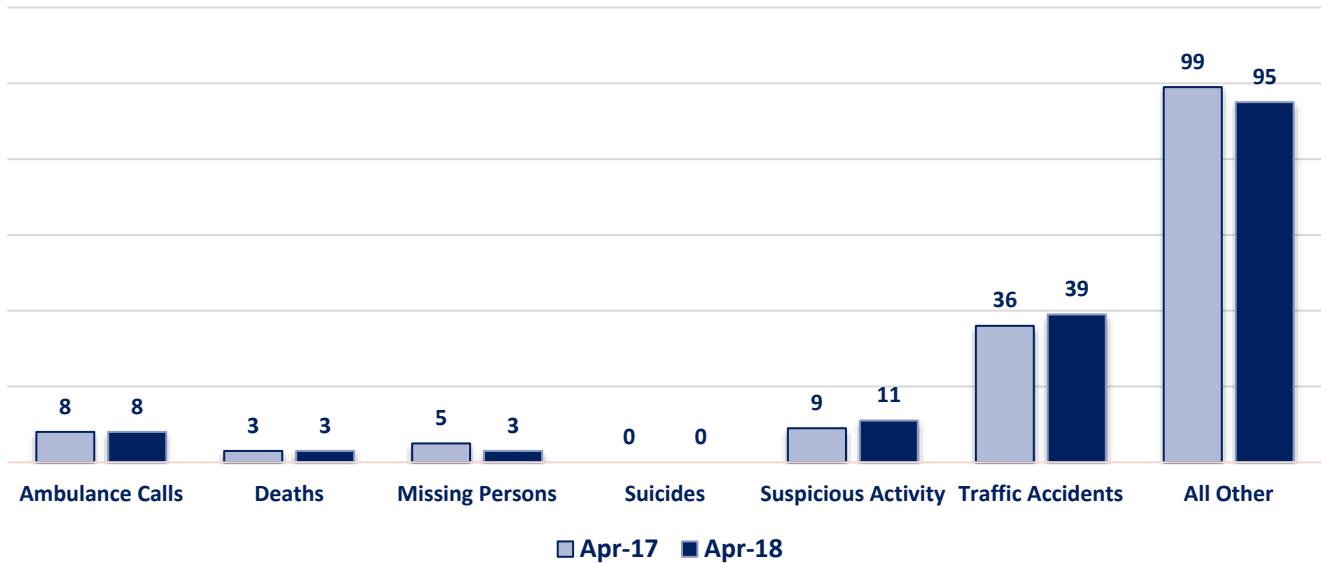


### Part II Offenses

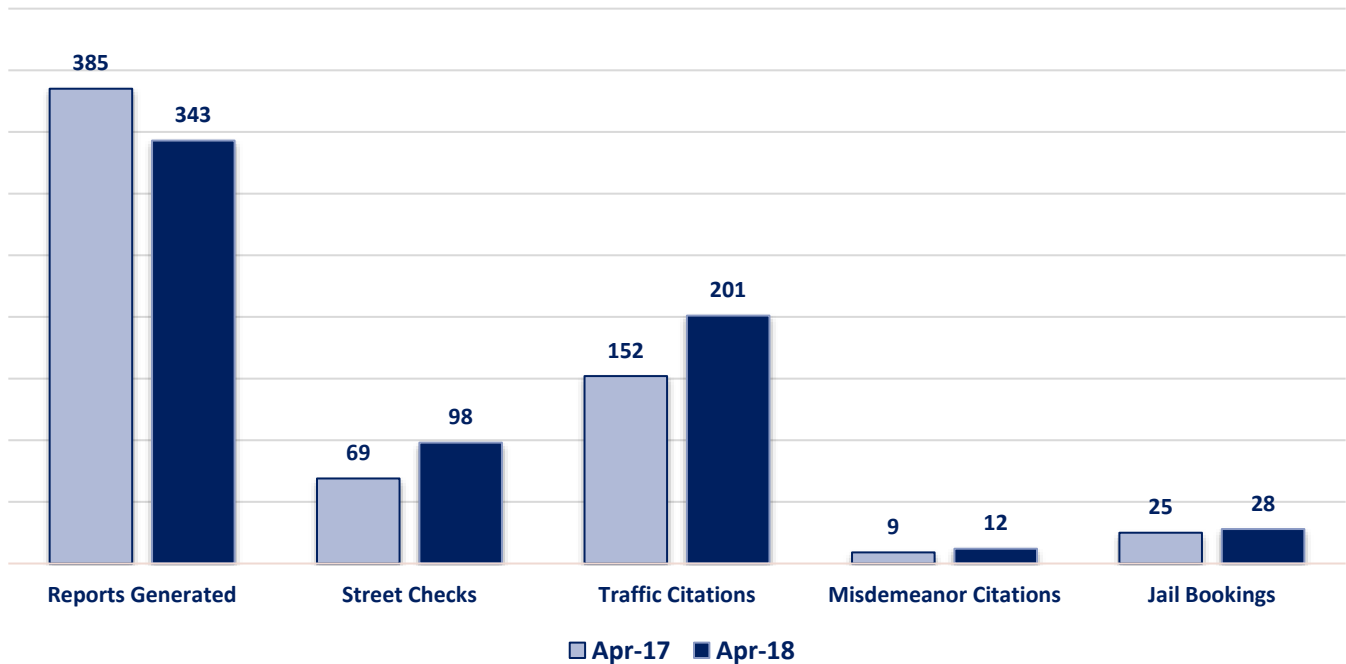




### Non-UCR Offenses

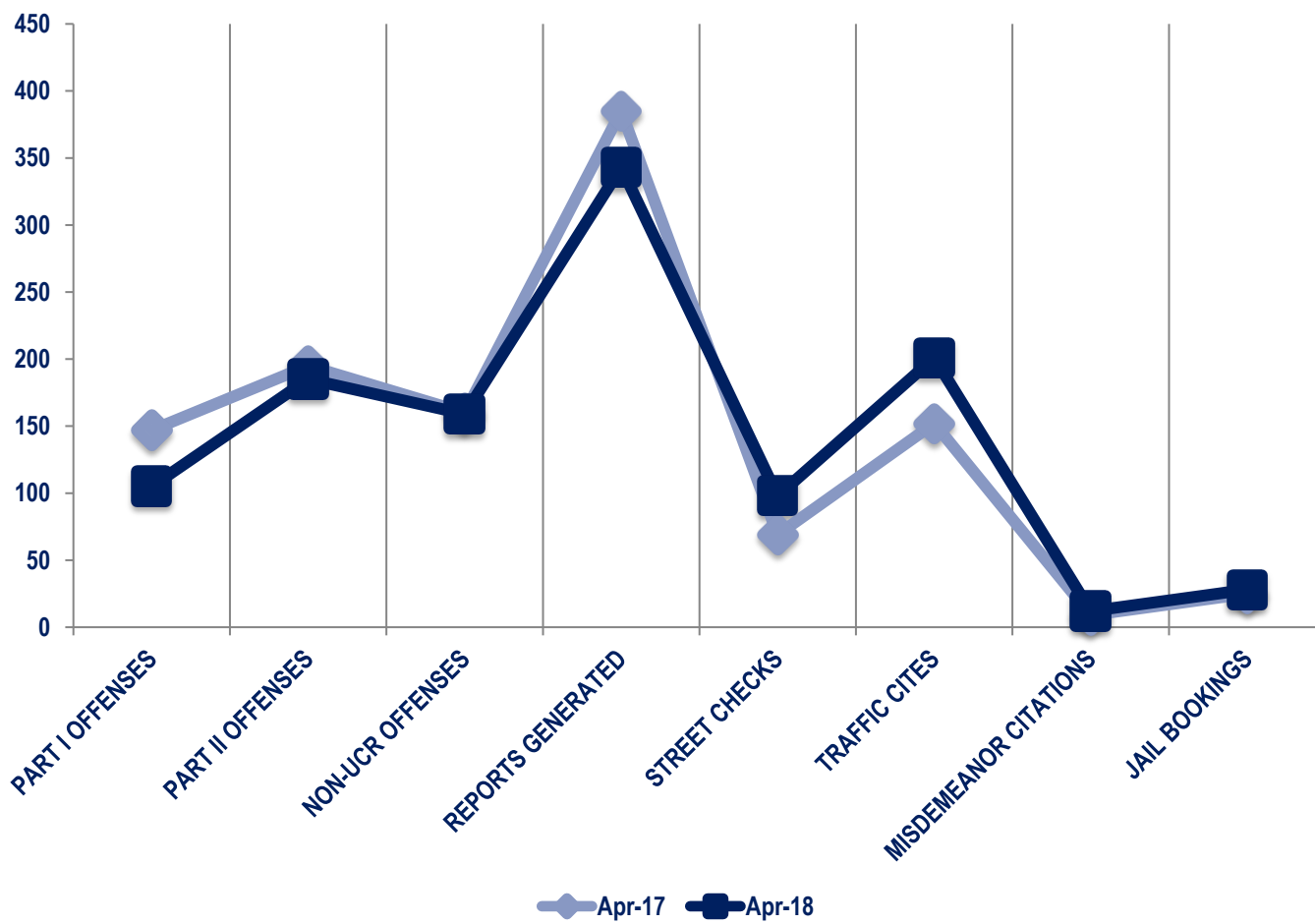


### Other Event Totals



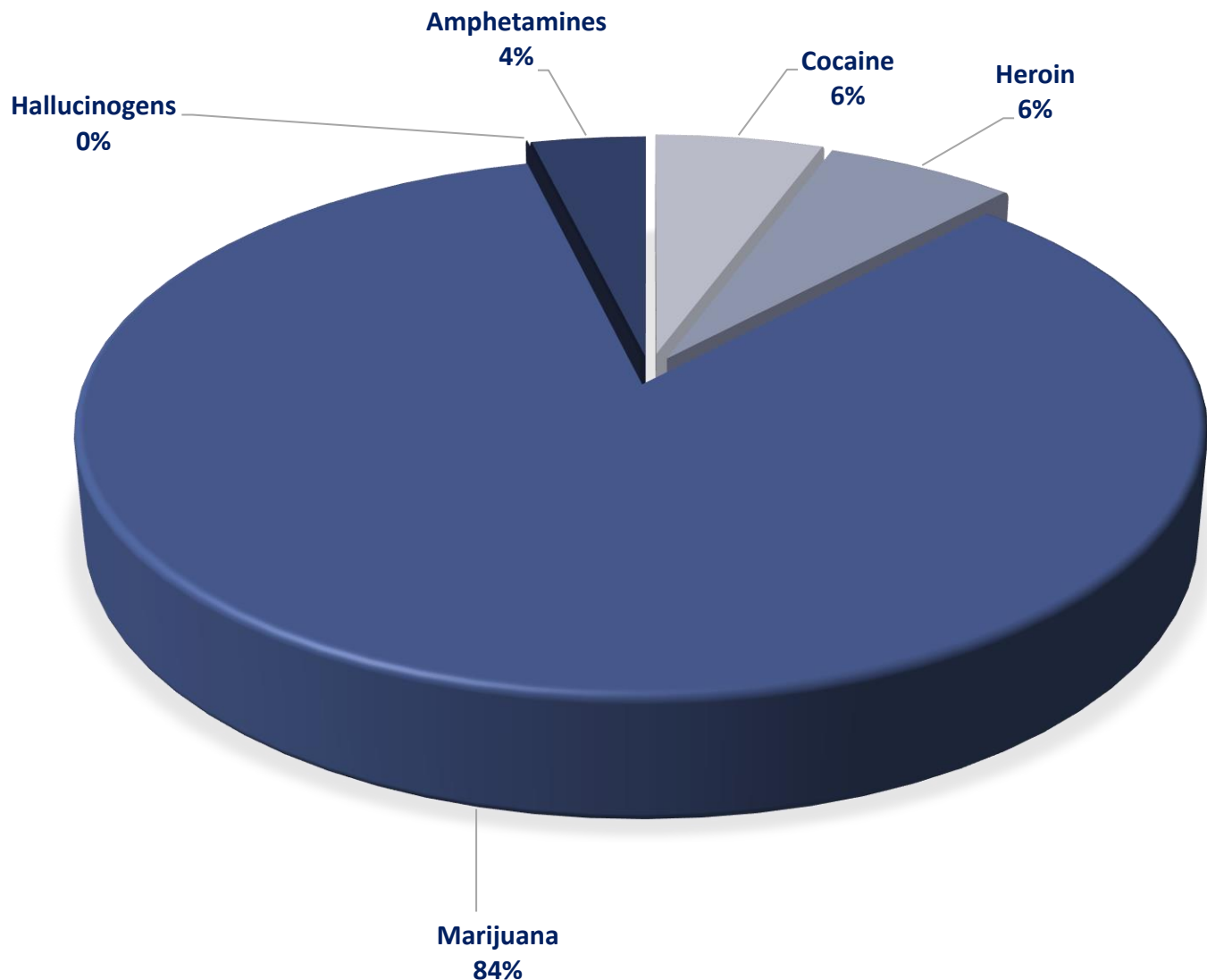
### Combined Offense/Event Trends

	APR 17	APR 18
<b>Part I Offenses</b>	147	105
<b>Part II Offenses</b>	195	185
<b>NonUCR Offenses</b>	160	159
<b>Reports Generated</b>	385	343
<b>Street Checks</b>	69	98
<b>Traffic Citations</b>	152	201
<b>Misdemeanor Citations</b>	9	12
<b>Jail Bookings</b>	25	28

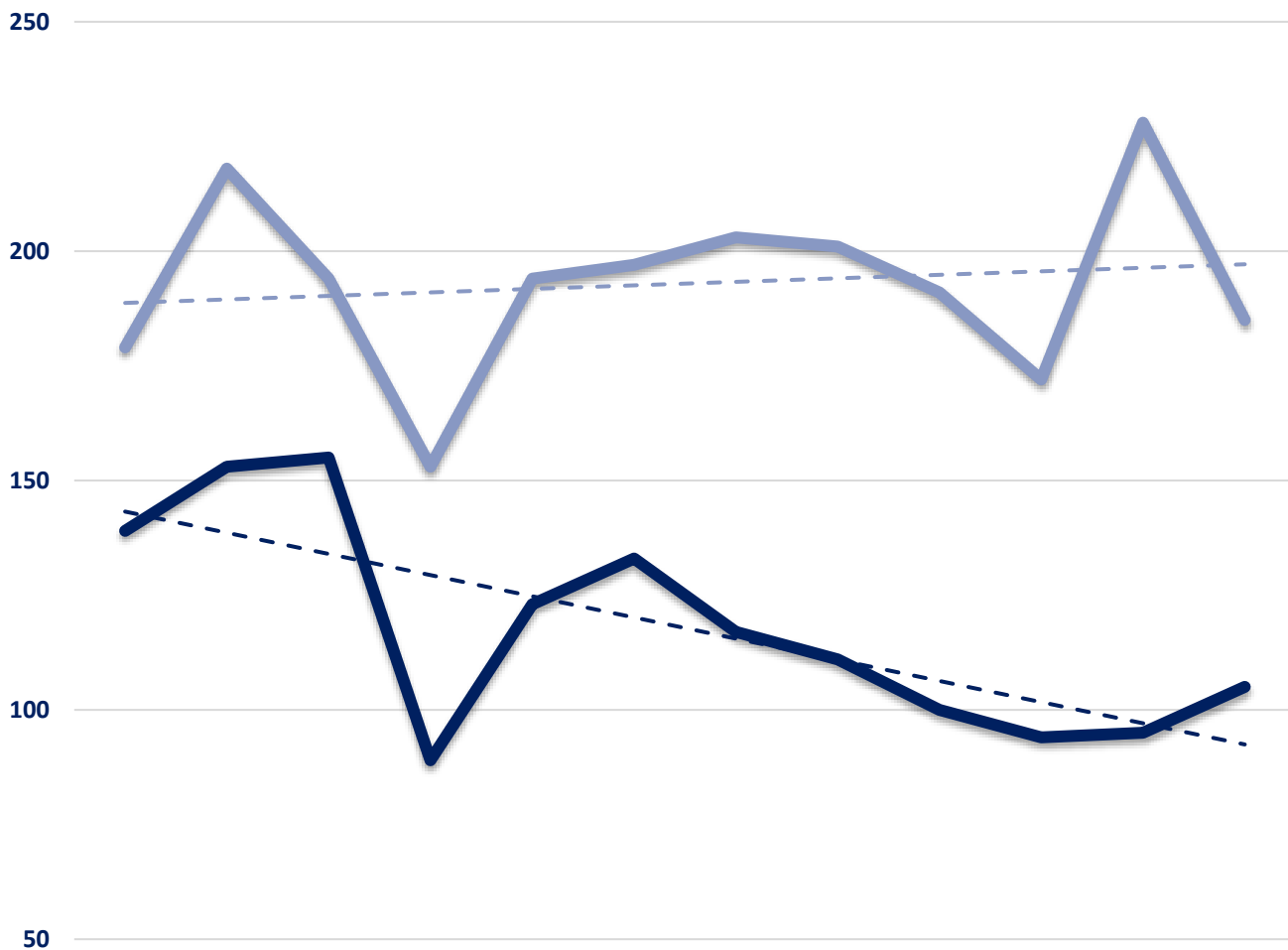


### Seized Drugs

TYPE	DOSES	STREET VALUE
Cocaine	62.0	\$ 620.00
Heroin	70.0	\$ 700.00
Marijuana	922.2	\$ 5,533.43
Hallucinogens	0.0	\$ -
Amphetamines	42.1	\$ 421.00
<b>TOTAL</b>	<b>1096.3</b>	<b>\$ 7,274.43</b>



### Part I & II Offenses - One Year



	MAY 2017	JUN 2017	JUL 2017	AUG 2017	SEP 2017	OCT 2017	NOV 2017	DEC 2017	JAN 2018	FEB 2018	MAR 2018	APR 2018
PART I	139	153	155	89	123	133	117	111	100	94	95	105
PART II	179	218	194	153	194	197	203	201	191	172	228	185

— PART I   
 — PART II   
 - - - Part I Linear Forecast   
 - - - Part II Linear Forecast



## CITY COUNCIL DISTRICT #3

### MONTHLY OFFENSE SUMMARY

**MAY 2018**

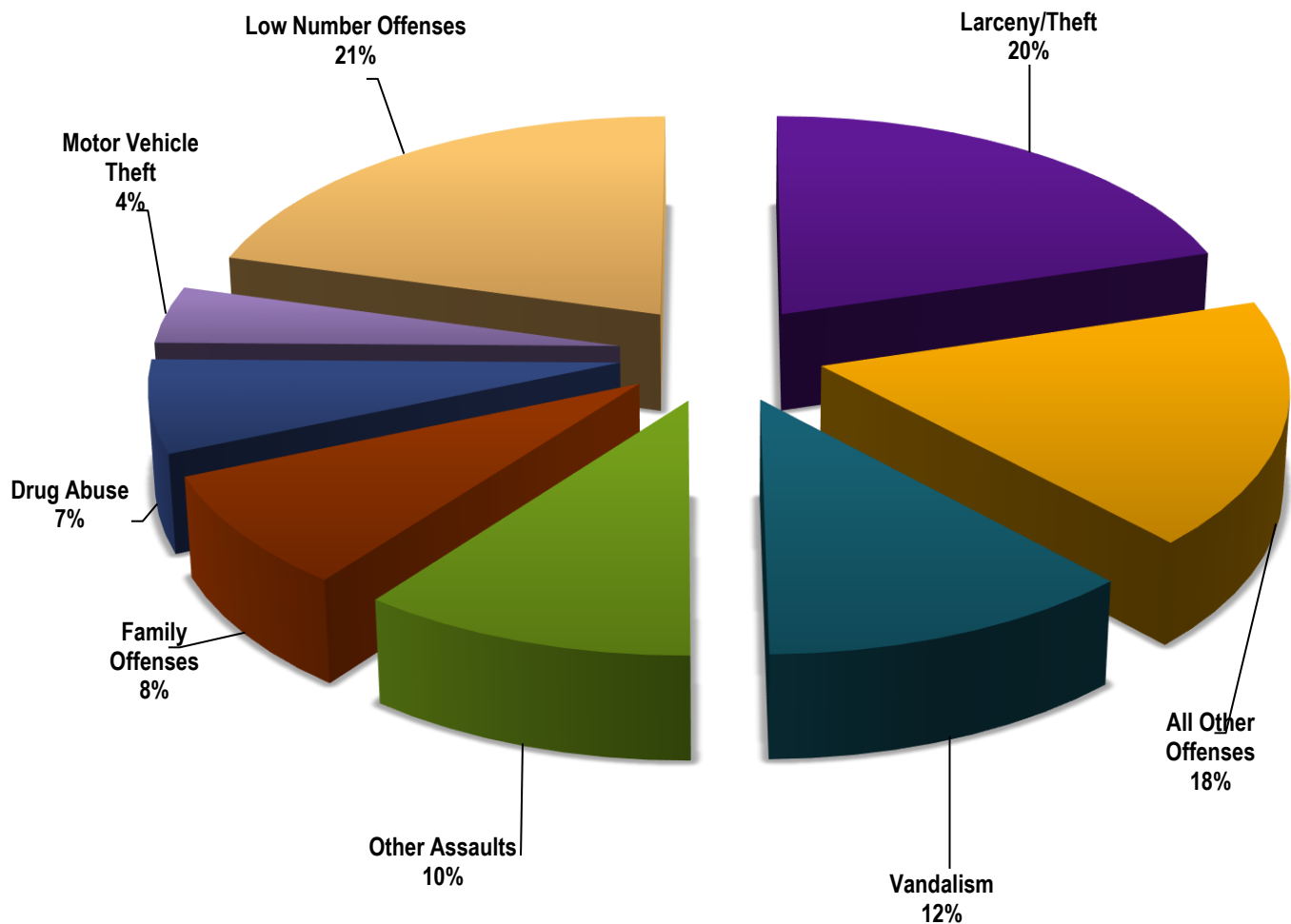
These figures represent preliminary counts of original Police Incident Reports and include all offenses within the above listed City Council District only. Full statistical analysis to determine the confidence level of this data has not been performed. The results contained herein are approximate in relation to the listed area and may not fully coincide with data shown in other areas of SLCPD's Crime Statistics page such as Calls for Service, Crimes Trending, and Crime Reports due to and reflective of departmental procedures that were in place at the time the event occurred and the date this data was compiled. Results displayed are not distinguished as attempted or completed crimes, do not include other calls for police service, and only represent police service where a report was made. Police Incident Reports are classified by primary offense categories as defined by the Uniform Crime Reporting (UCR) system. However, data is not subjected to any other standards set forth under UCR. Although every reasonable verification effort is made, the accuracy of any data is subject to the constraints of the report generation process as well as the manner, format, and point in time of any query.

<b>PART I OFFENSES:</b>	Chosen by the FBI as Part I Offenses because they are serious crimes that occur with regularity in all areas of the country and are likely to be reported to Police.
<b>PART II OFFENSES:</b>	All other crimes other than the eight Part I Offenses. The Uniform Crime Reporting Program gathers only arrest data for Part II Offenses, however, SLCPD results displayed in this document display all Part II Offenses, regardless of the presence of arrest data.
<b>ALL OTHER OFFENSES:</b>	Under the Part II Offense section, 'All Other Offenses' include Peeping Tom, Trespass, Kidnap/Abduction, Pornography, Extortion/Blackmail, Bribery, Warrants, Sexual Offenses, Obstruction, Public Peace, and Hit & Run.
<b>NON-UCR OFFENSES:</b>	Non-UCR Offenses include reports for all other offenses not classified as a Part I or Part II Offense. Results displayed separate some of these offenses such as Ambulance Calls, Deaths, Missing Persons, Suicides, Suspicious Activity, and Traffic Accidents.
<b>ALL OTHER NON-UCR:</b>	Under the Non-UCR category, 'All Other' include the remainder of offenses not classified as Part I or Part II and not separated from the Non-UCR Offenses. These include things such as Loud Parties, Barking Dogs, Mentally Ill Subjects, Citizen Assistance, etc.
<b>LOW NUMBER OFFENSES:</b>	On page two, in the interest of space and allowing for easier viewing, the category titled 'Low Number Offenses' include Part I and Part II Offenses from page one that have totals under the amount of 13.

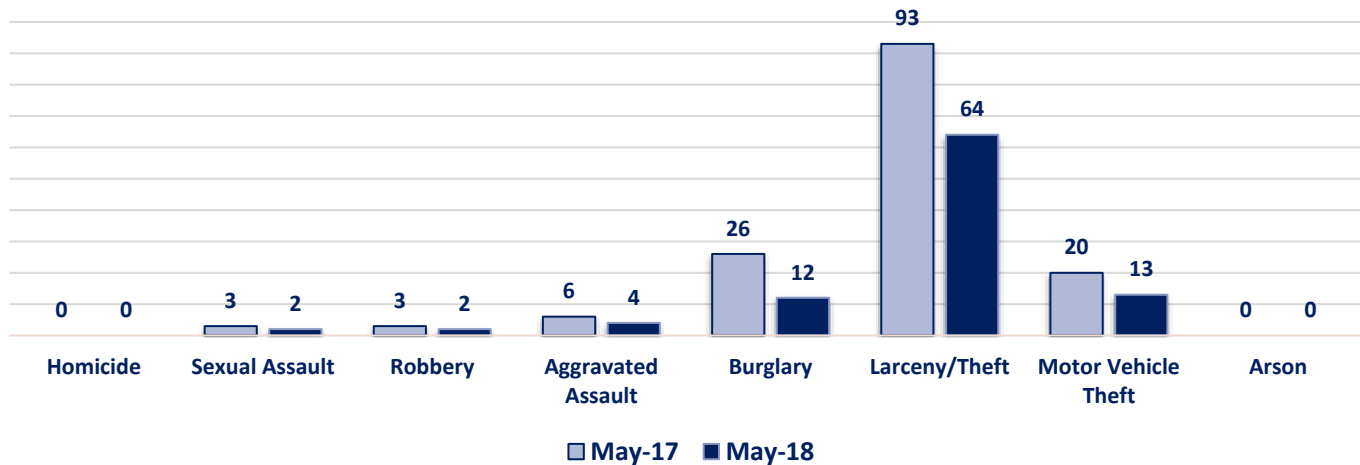
## Offenses

PART I OFFENSES	OFFENSE	MAY 17	MAY 18	OFFENSE	MAY 17	MAY 18	PART II OFFENSES
	Homicide	0	0	Other Assaults	21	33	
	Sexual Assault	3	2	Forgery/Counterfeit	0	3	
	Robbery	3	2	Fraud	11	13	
	Aggravated Assault	6	4	Embezzlement	0	0	
	Burglary	26	12	Stolen Property	1	3	
	Larceny/Theft	93	64	Vandalism	27	37	
	Motor Vehicle Theft	20	13	Weapons	1	2	
NON-UCR OFFENSES	Arson	0	0	Prostitution	0	1	
	<b>PART I TOTALS</b>	<b>151</b>	<b>97</b>	Sex Offenses	0	0	
	Ambulance Calls	9	4	Drug Abuse	21	21	
	Deaths	6	3	Gambling	0	0	
	Missing Persons	1	0	Family Offenses	26	26	
	Suicides	0	1	DUI	4	3	
	Suspicious Activity	7	13	Liquor Laws	2	1	
	Traffic Accidents	29	31	Drunkenness	4	11	
TOTALS	All Other	85	100	Disorderly Conduct	1	8	
	<b>NON-UCR TOTALS</b>	<b>137</b>	<b>152</b>	All Other Offenses	61	56	
	<b>PART I OFFENSES</b>	<b>151</b>	<b>97</b>	Curfew/Loitering	0	0	
	<b>PART II OFFENSES</b>	<b>184</b>	<b>218</b>	Runaway	4	0	
	<b>NON-UCR OFFENSES</b>	<b>137</b>	<b>152</b>	<b>PART II TOTALS</b>	<b>184</b>	<b>218</b>	
	<b>TOTAL</b>	<b>472</b>	<b>467</b>				

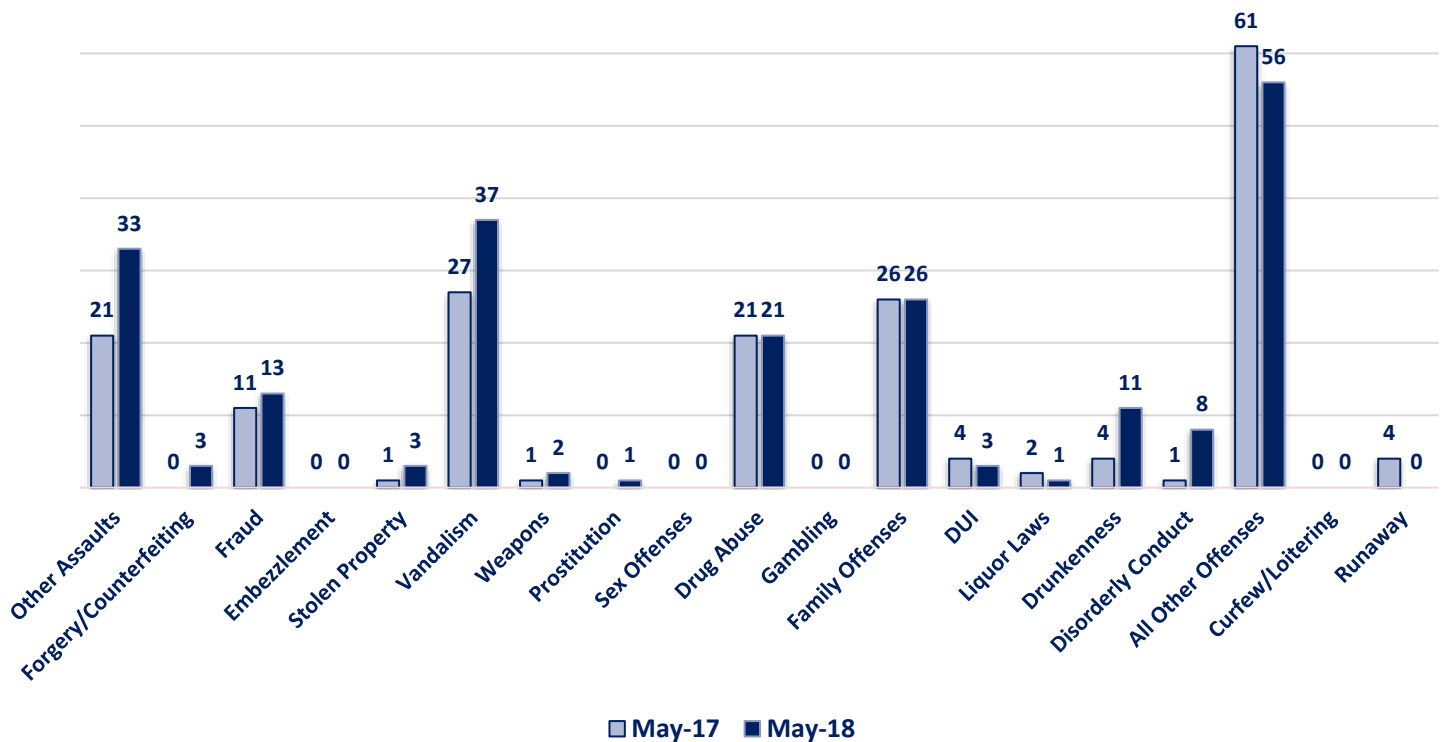
## May 2018 - Part I & II Offense Percentages



### Part I Offenses

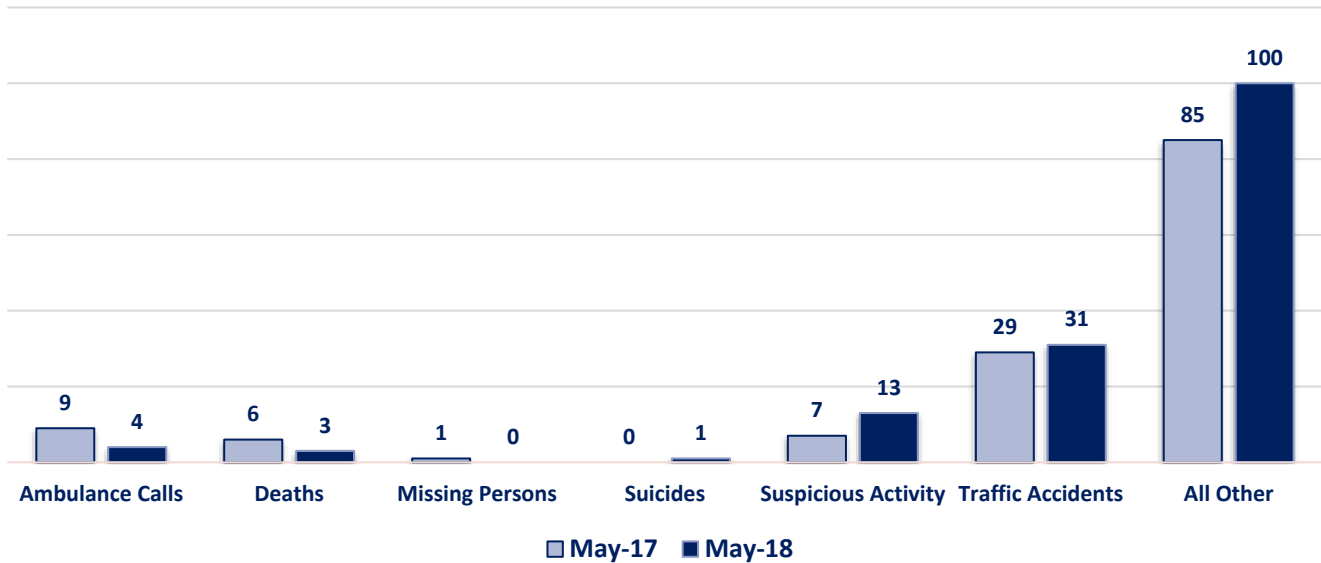


### Part II Offenses

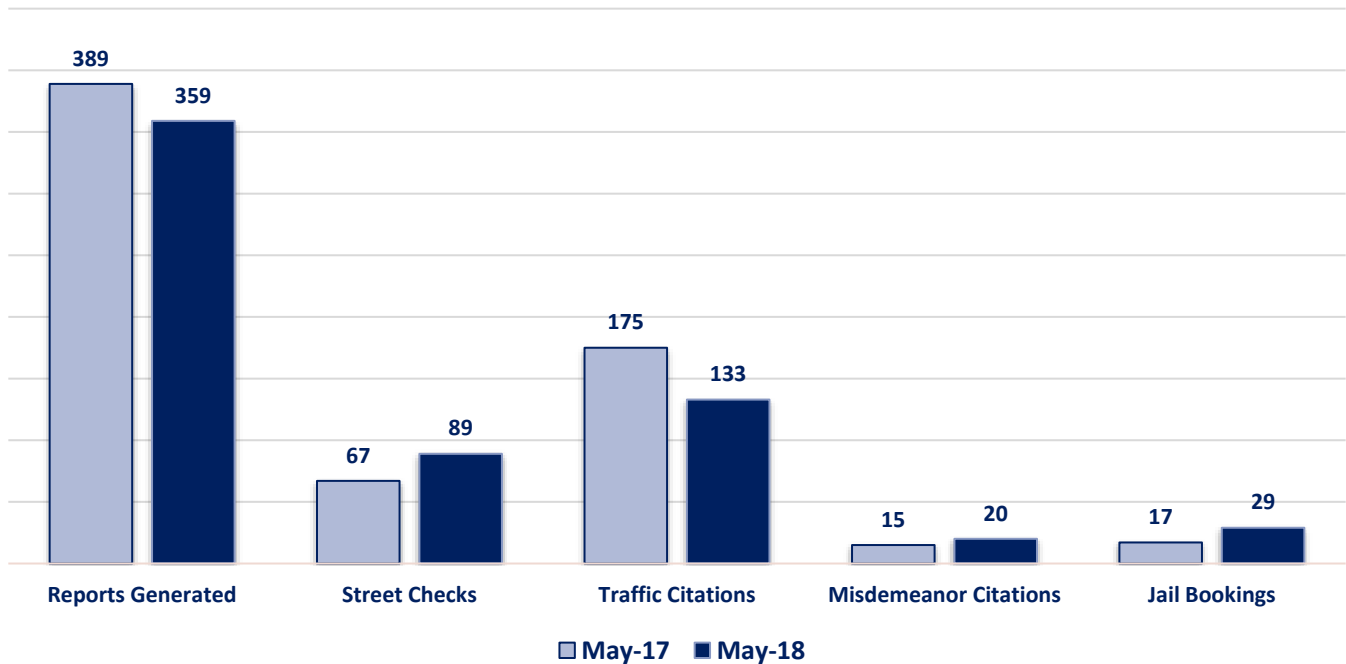




### Non-UCR Offenses

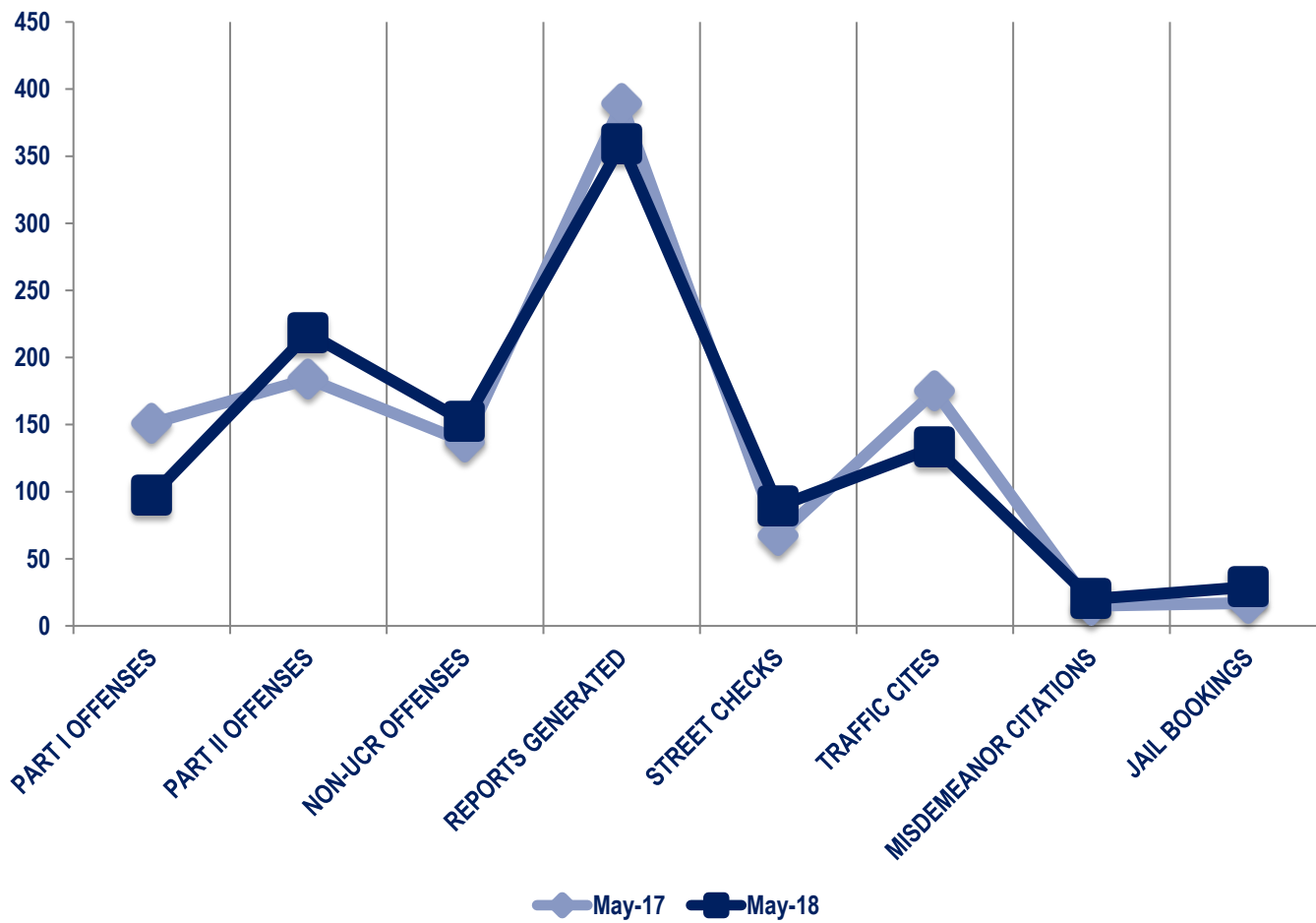


### Other Event Totals



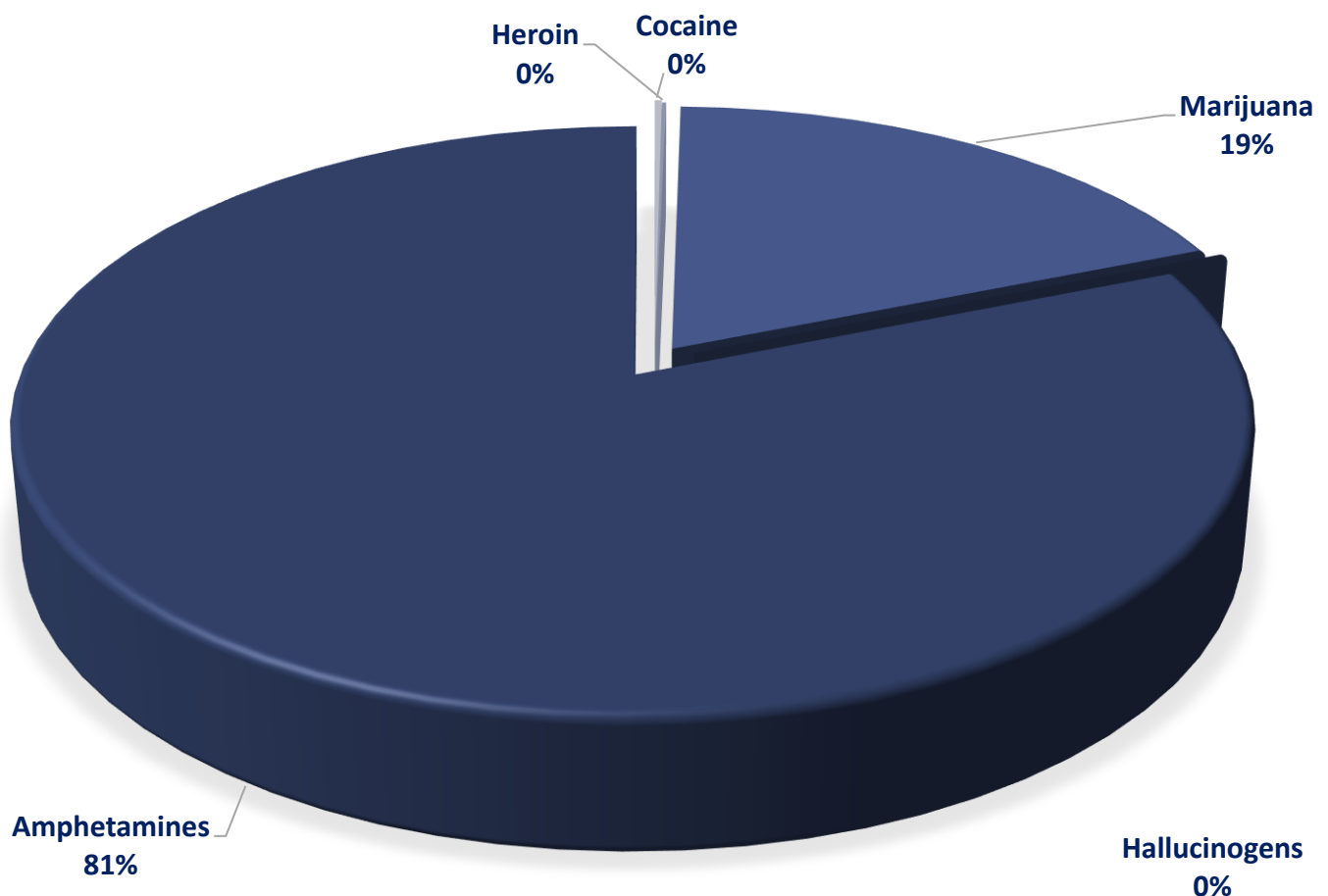
### Combined Offense/Event Trends

	MAY 2017	MAY 2018
<b>Part I Offenses</b>	151	97
<b>Part II Offenses</b>	184	218
<b>NonUCR Offenses</b>	137	152
<b>Reports Generated</b>	389	359
<b>Street Checks</b>	67	89
<b>Traffic Citations</b>	175	133
<b>Misdemeanor Citations</b>	15	20
<b>Jail Bookings</b>	17	29

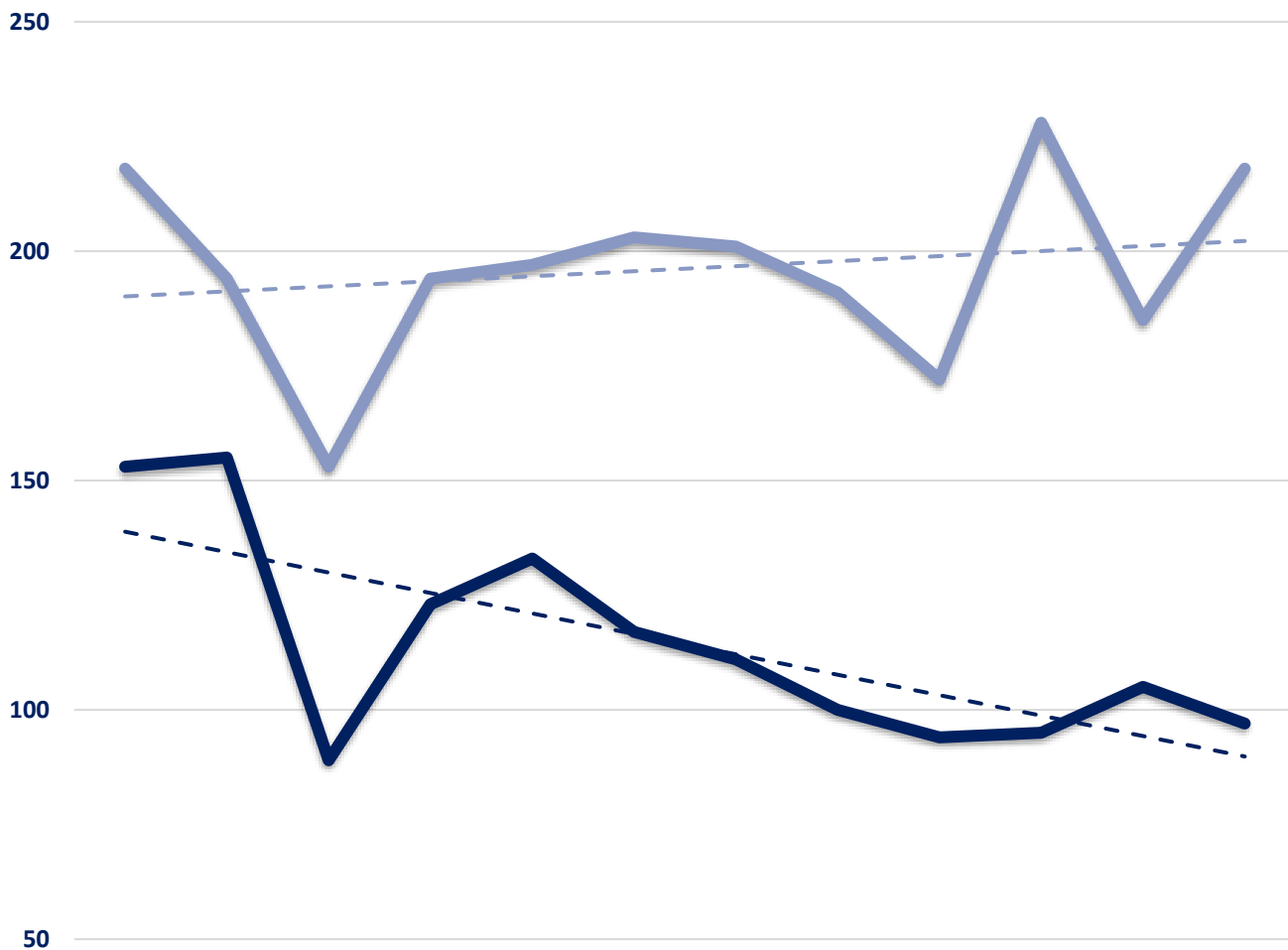


### Seized Drugs

TYPE	DOSES	STREET VALUE
Cocaine	7.0	\$ 70.00
Heroin	4.0	\$ 40.00
Marijuana	613.6	\$ 3,681.73
Hallucinogens	0.0	\$ -
Amphetamines	2678.0	\$ 26,780.00
<b>TOTAL</b>	<b>3302.6</b>	<b>\$ 30,571.73</b>



### Part I & II Offenses - One Year



	JUN 2017	JUL 2017	AUG 2017	SEP 2017	OCT 2017	NOV 2017	DEC 2017	JAN 2018	FEB 2018	MAR 2018	APR 2018	MAY 2018
PART I	153	155	89	123	133	117	111	100	94	95	105	97
PART II	218	194	153	194	197	203	201	191	172	228	185	218

— PART I   
 — PART II   
 - - - Part I Linear Forecast   
 - - - Part II Linear Forecast



## CITY COUNCIL DISTRICT #3

### MONTHLY OFFENSE SUMMARY

**JUNE 2018**

These figures represent preliminary counts of original Police Incident Reports and include all offenses within the above listed City Council District only. Full statistical analysis to determine the confidence level of this data has not been performed. The results contained herein are approximate in relation to the listed area and may not fully coincide with data shown in other areas of SLCPD's Crime Statistics page such as Calls for Service, Crimes Trending, and Crime Reports due to and reflective of departmental procedures that were in place at the time the event occurred and the date this data was compiled. Results displayed are not distinguished as attempted or completed crimes, do not include other calls for police service, and only represent police service where a report was made. Police Incident Reports are classified by primary offense categories as defined by the Uniform Crime Reporting (UCR) system, however for this report all offenses are included, and each incident may have more than one offense listed on it. In cases where there is more than one offense listed, all offenses are counted individually. Although every reasonable verification effort is made, the accuracy of any data is subject to the constraints of the report generation process as well as the manner, format, and point in time of any query.

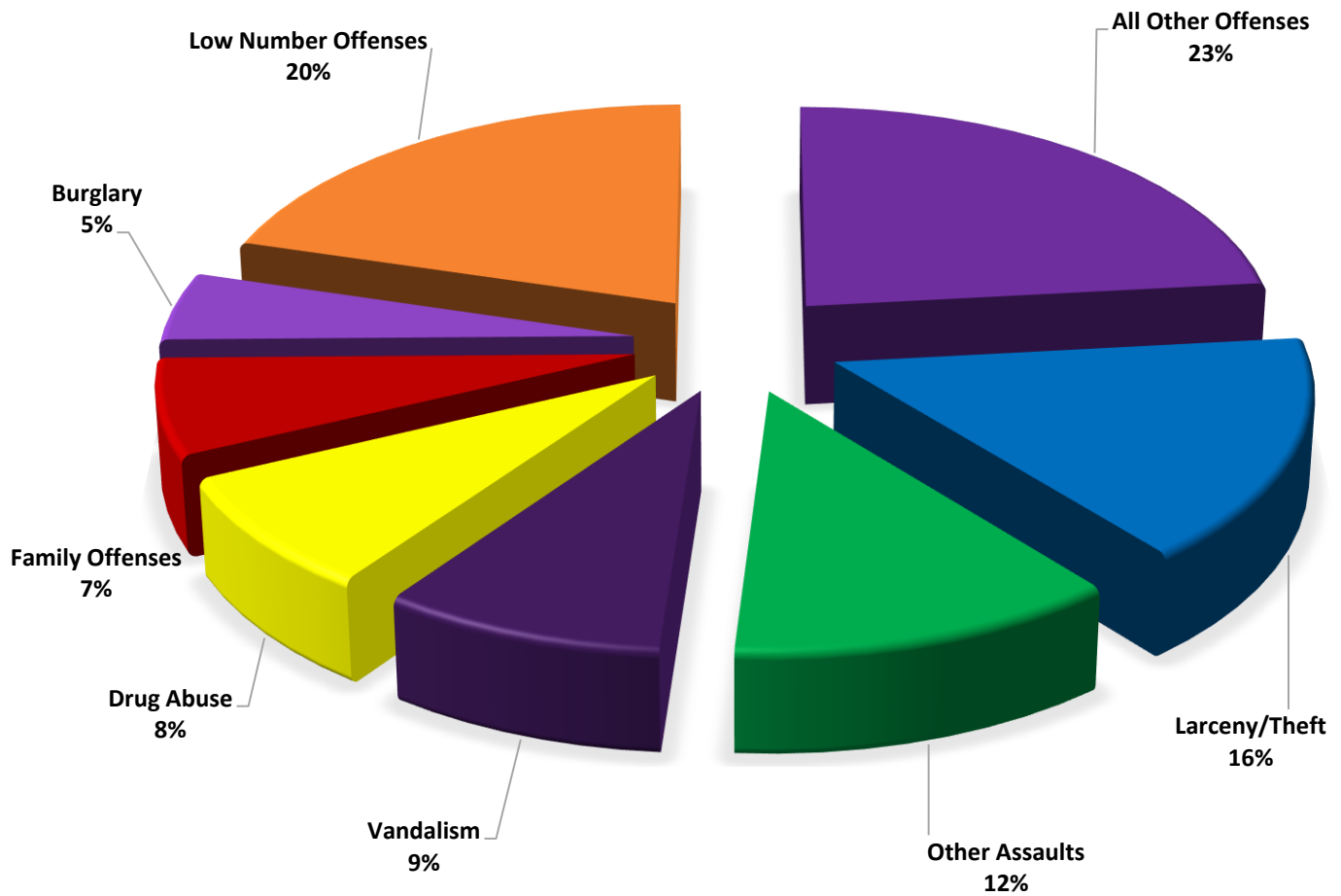
---

<b>PART I OFFENSES:</b>	Chosen by the FBI as Part I Offenses because they are serious crimes that occur with regularity in all areas of the country and are likely to be reported to Police.
<b>PART II OFFENSES:</b>	All other crimes other than the eight Part I Offenses. The Uniform Crime Reporting Program gathers only arrest data for Part II Offenses, however, SLCPD results displayed in this document display all Part II Offenses, regardless of the presence of arrest data.
<b>ALL OTHER OFFENSES:</b>	Under the Part II Offense section, 'All Other Offenses' include Peeping Tom, Trespass, Kidnap/Abduction, Pornography, Extortion/Blackmail, Bribery, Warrants, Sexual Offenses, Obstruction, Public Peace, and Hit & Run.
<b>NON-UCR OFFENSES:</b>	Non-UCR Offenses include reports for all other offenses not classified as a Part I or Part II Offense. Results displayed separate some of these offenses such as Ambulance Calls, Deaths, Missing Persons, Suicides, Suspicious Activity, and Traffic Accidents.
<b>ALL OTHER NON-UCR:</b>	Under the Non-UCR category, 'All Other' include the remainder of offenses not classified as Part I or Part II and not separated from the Non-UCR Offenses. These include things such as Loud Parties, Barking Dogs, Mentally Ill Subjects, Citizen Assistance, etc.
<b>LOW NUMBER OFFENSES:</b>	On page two, in the interest of space and allowing for easier viewing, the category titled 'Low Number Offenses' include Part I and Part II Offenses from page one that have totals under the amount of 15.

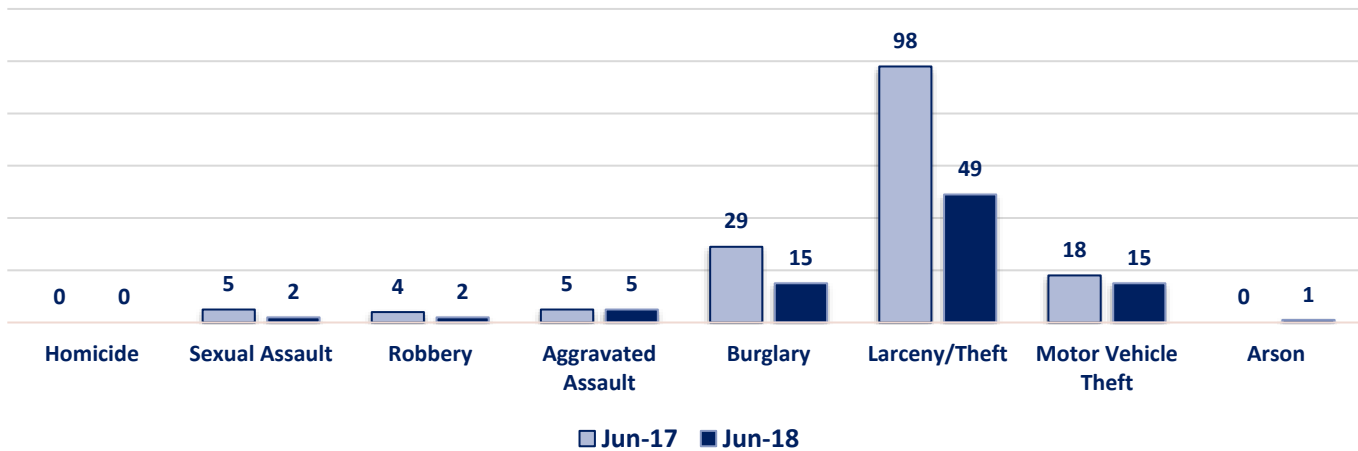
## Offenses

PART I OFFENSES	OFFENSE	JUN 17	JUN 18	OFFENSE	JUN 17	JUN 18
	Homicide	0	0	Other Assaults	23	37
	Sexual Assault	5	2	Forgery/Counterfeit	3	0
	Robbery	4	2	Fraud	5	14
	Aggravated Assault	5	5	Embezzlement	0	0
	Burglary	29	15	Stolen Property	1	2
	Larceny/Theft	98	49	Vandalism	30	27
	Motor Vehicle Theft	18	15	Weapons	3	1
	Arson	0	1	Prostitution	4	2
	PART I TOTALS	159	89	Sex Offenses	2	0
NON-UCR OFFENSES	Ambulance Calls	7	14	Drug Abuse	30	25
	Deaths	3	4	Gambling	0	0
	Missing Persons	1	1	Family Offenses	21	21
	Suicides	1	1	DUI	12	6
	Suspicious Activity	5	12	Liquor Laws	0	1
	Traffic Accidents	41	27	Drunkenness	8	5
	All Other	120	100	Disorderly Conduct	5	7
	NON-UCR TOTALS	178	159	All Other Offenses	78	72
TOTALS	PART I OFFENSES	159	89	Curfew/Loitering	0	0
	PART II OFFENSES	227	220	Runaway	2	0
	NON-UCR OFFENSES	178	159	PART II TOTALS	227	220
	TOTAL	564	468			

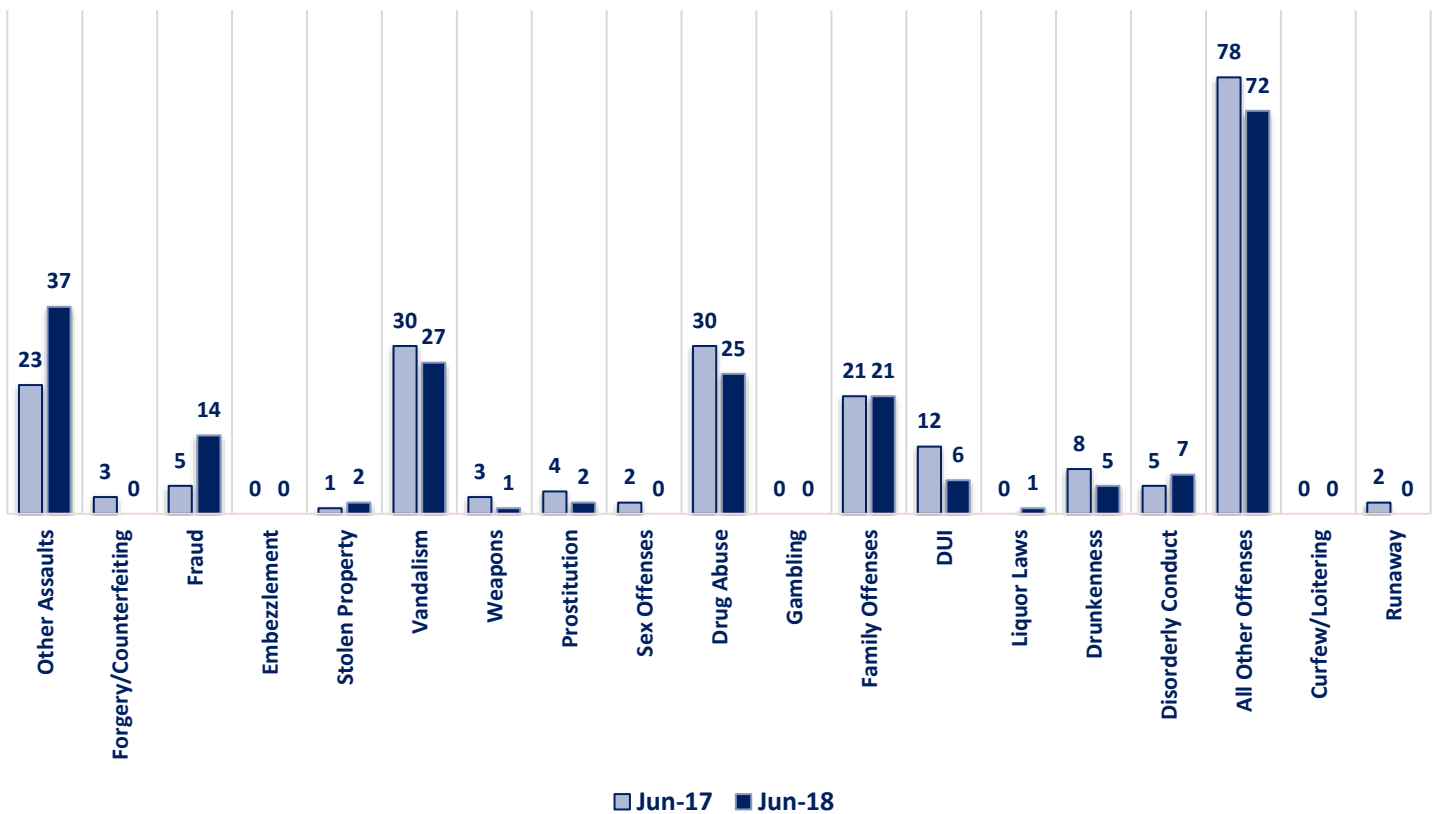
### JUNE 2018 - PART I & II OFFENSE PERCENTAGES



### Part I Offenses

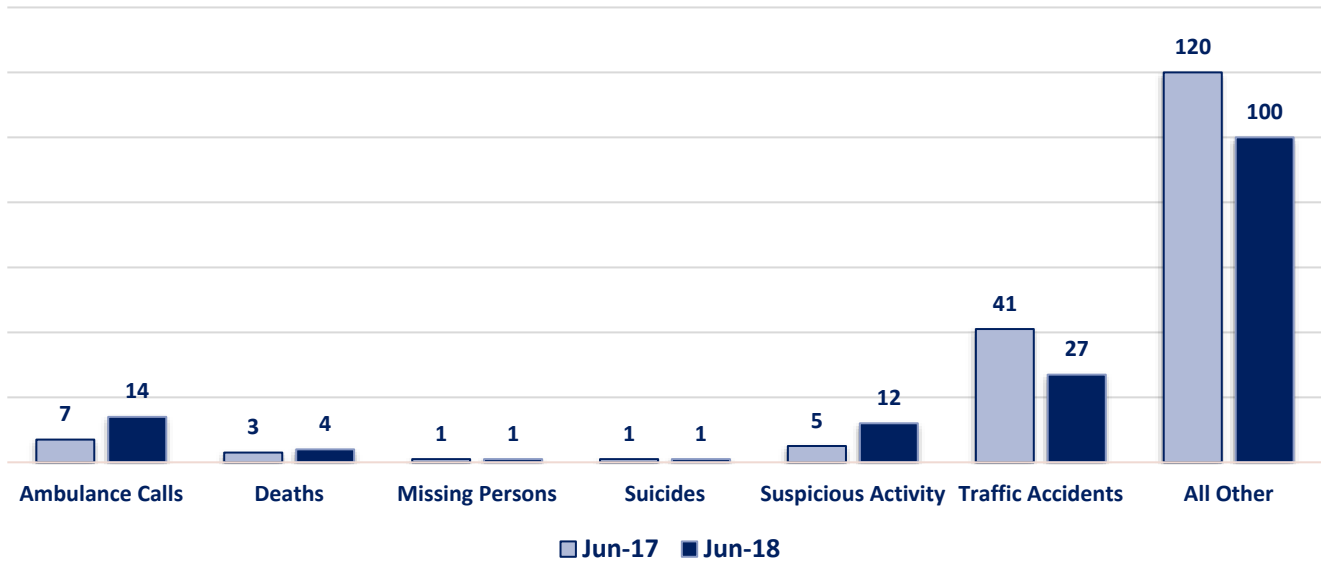


### Part II Offenses

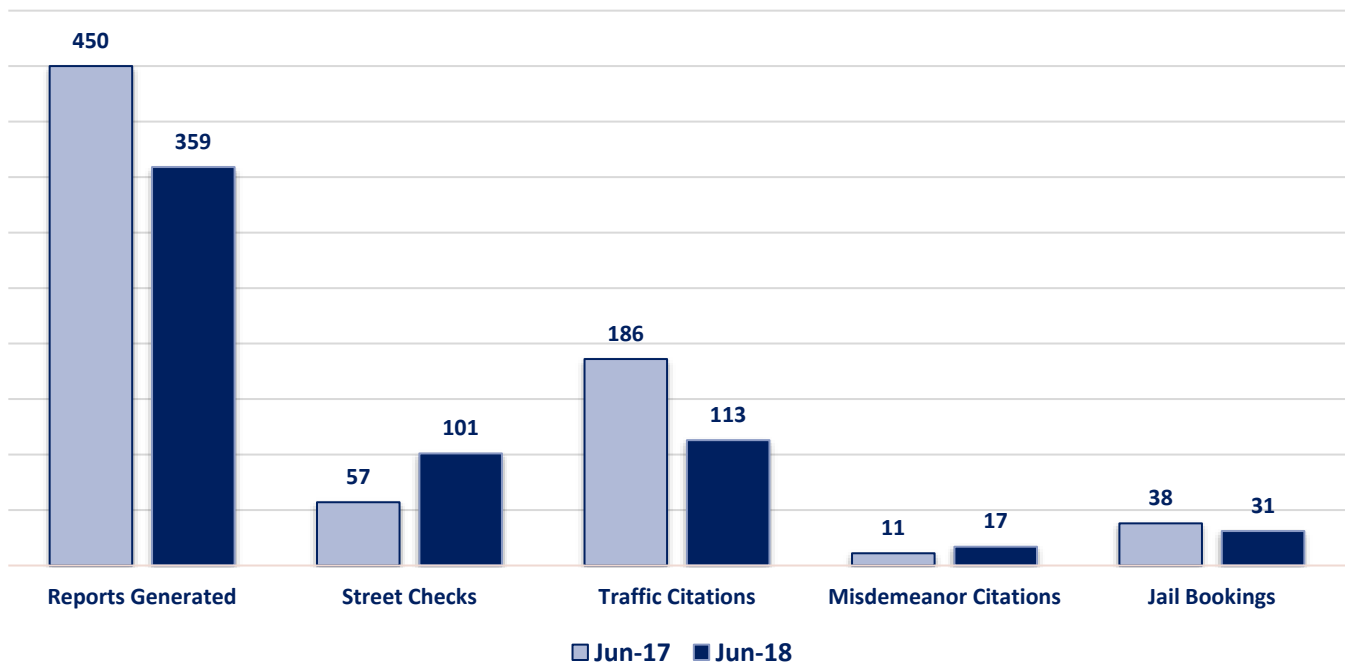




### Non-UCR Offenses

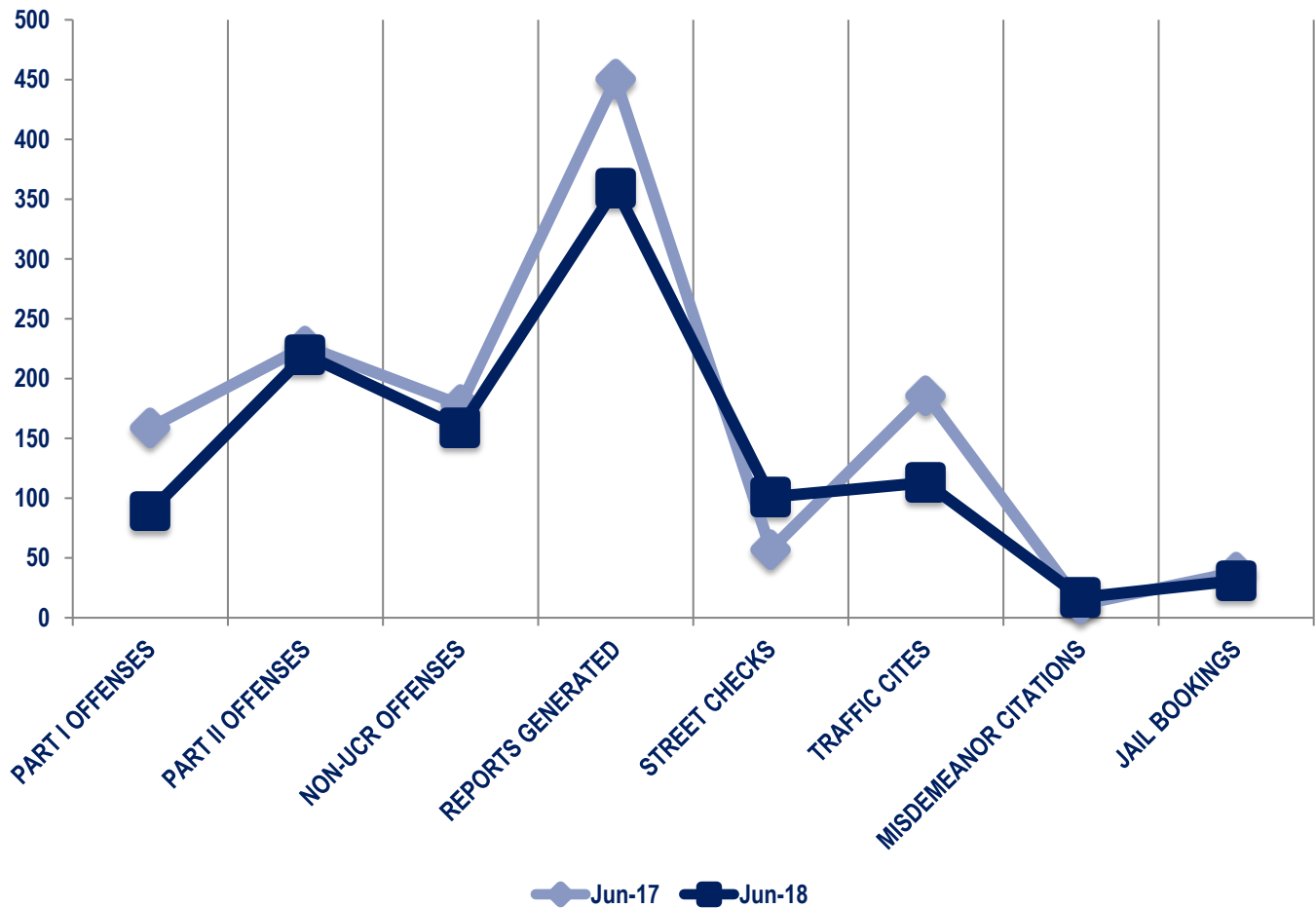


### Other Event Totals



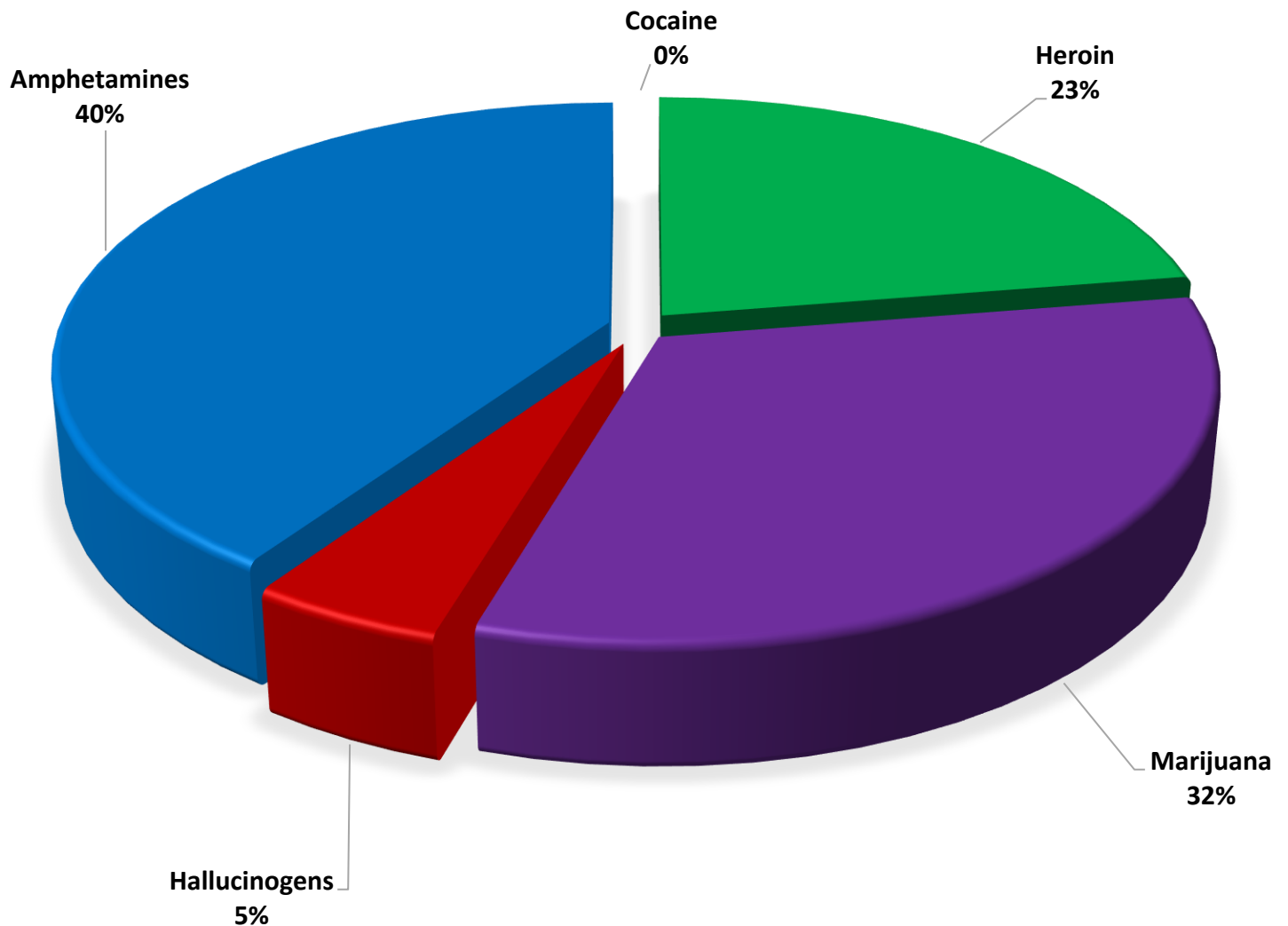
### Combined Offense/Event Trends

	JUN 2017	JUN 2018
<b>Part I Offenses</b>	159	89
<b>Part II Offenses</b>	227	220
<b>NonUCR Offenses</b>	178	159
<b>Reports Generated</b>	450	359
<b>Street Checks</b>	57	101
<b>Traffic Citations</b>	186	113
<b>Misdemeanor Citations</b>	11	17
<b>Jail Bookings</b>	38	31

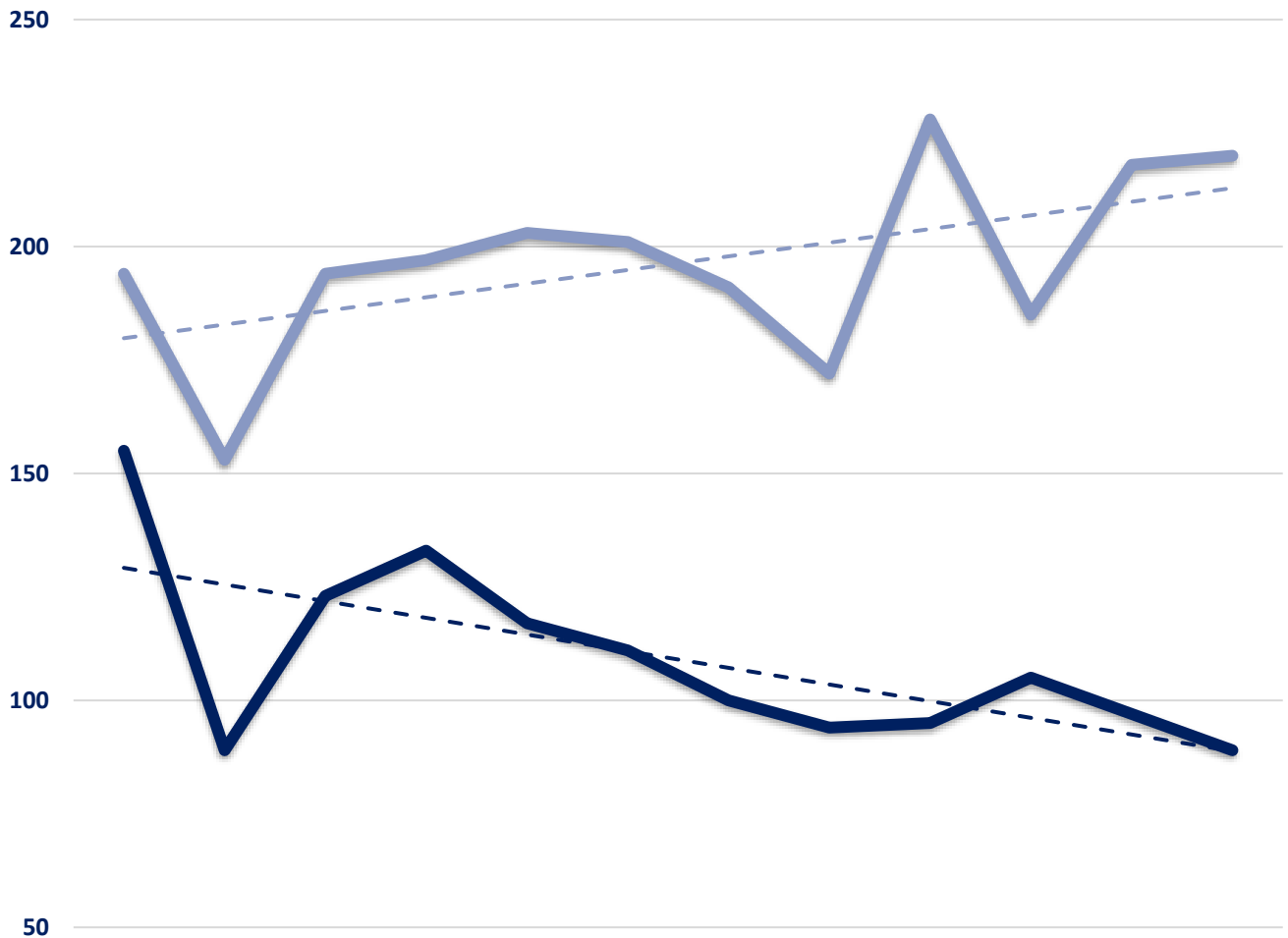


### Seized Drugs

TYPE	DOSES	STREET VALUE
Cocaine	0.0	\$ -
Heroin	30.0	\$ 300.00
Marijuana	43.0	\$ 257.86
Hallucinogens	6.5	\$ 13.05
Amphetamines	54.0	\$ 540.00
<b>TOTAL</b>	<b>133.5</b>	<b>\$ 1,110.91</b>



### Part I & II Offenses - One Year



	JUL 2017	AUG 2017	SEP 2017	OCT 2017	NOV 2017	DEC 2017	JAN 2018	FEB 2018	MAR 2018	APR 2018	MAY 2018	JUN 2018
PART I	155	89	123	133	117	111	100	94	95	105	97	89
PART II	194	153	194	197	203	201	191	172	228	185	218	220

— PART I   
 — PART II   
 - - - Part I Linear Forecast   
 - - - Part II Linear Forecast



## CITY COUNCIL DISTRICT #3

### MONTHLY OFFENSE SUMMARY

**JULY 2018**

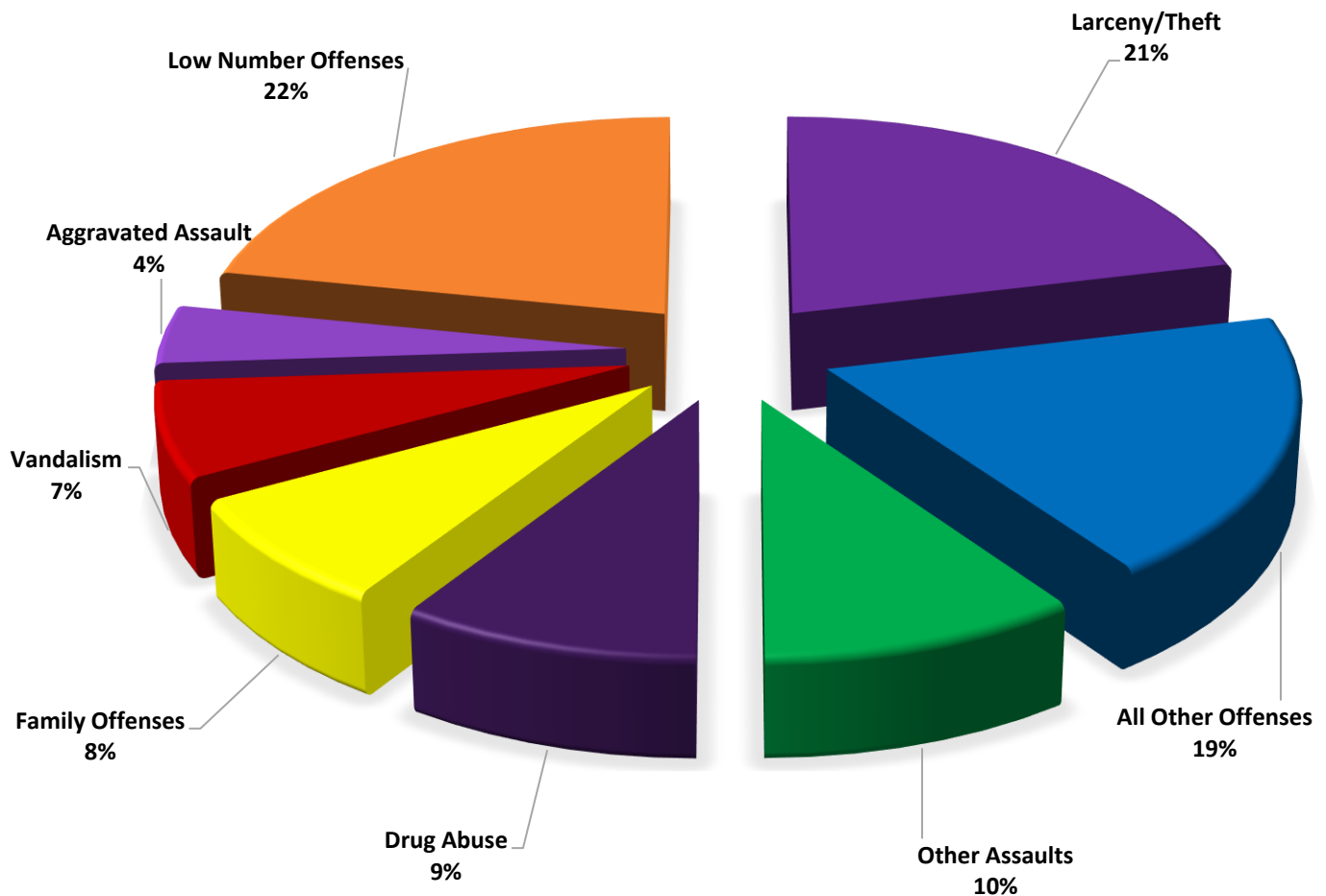
These figures represent preliminary counts of original Police Incident Reports and include all offenses within the above listed City Council District only. Full statistical analysis to determine the confidence level of this data has not been performed. The results contained herein are approximate in relation to the listed area and may not fully coincide with data shown in other areas of SLCPD's Crime Statistics page such as Calls for Service, Crimes Trending, and Crime Reports due to and reflective of departmental procedures that were in place at the time the event occurred and the date this data was compiled. Results displayed are not distinguished as attempted or completed crimes, do not include other calls for police service, and only represent police service where a report was made. Police Incident Reports are classified by primary offense categories as defined by the Uniform Crime Reporting (UCR) system, however for this report all offenses are included, and each incident may have more than one offense listed on it. In cases where there is more than one offense listed, all offenses are counted individually. Although every reasonable verification effort is made, the accuracy of any data is subject to the constraints of the report generation process as well as the manner, format, and point in time of any query.

<b>PART I OFFENSES:</b>	Chosen by the FBI as Part I Offenses because they are serious crimes that occur with regularity in all areas of the country and are likely to be reported to Police.
<b>PART II OFFENSES:</b>	All other crimes other than the eight Part I Offenses. The Uniform Crime Reporting Program gathers only arrest data for Part II Offenses, however, SLCPD results displayed in this document display all Part II Offenses, regardless of the presence of arrest data.
<b>ALL OTHER OFFENSES:</b>	Under the Part II Offense section, 'All Other Offenses' include Peeping Tom, Trespass, Kidnap/Abduction, Pornography, Extortion/Blackmail, Bribery, Warrants, Sexual Offenses, Obstruction, Public Peace, and Hit & Run.
<b>NON-UCR OFFENSES:</b>	Non-UCR Offenses include reports for all other offenses not classified as a Part I or Part II Offense. Results displayed separate some of these offenses such as Ambulance Calls, Deaths, Missing Persons, Suicides, Suspicious Activity, and Traffic Accidents.
<b>ALL OTHER NON-UCR:</b>	Under the Non-UCR category, 'All Other' include the remainder of offenses not classified as Part I or Part II and not separated from the Non-UCR Offenses. These include things such as Loud Parties, Barking Dogs, Mentally Ill Subjects, Citizen Assistance, etc.
<b>LOW NUMBER OFFENSES:</b>	On page two, in the interest of space and allowing for easier viewing, the category titled 'Low Number Offenses' include Part I and Part II Offenses from page one that have totals under the amount of 13.

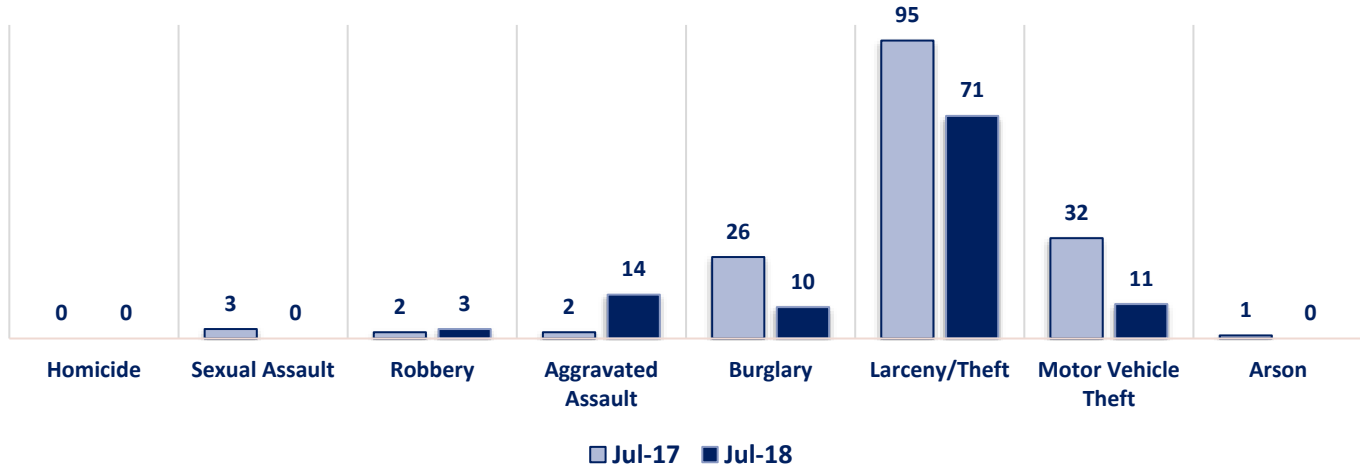
## Offenses

PART I OFFENSES	OFFENSE	JUL 17	JUL 18	OFFENSE	JUL 17	JUL 18	PART II OFFENSES
	Homicide	0	0	Other Assaults	33	33	
	Sexual Assault	3	0	Forgery/Counterfeit	1	2	
	Robbery	2	3	Fraud	15	13	
	Aggravated Assault	2	14	Embezzlement	0	0	
	Burglary	26	10	Stolen Property	2	4	
	Larceny/Theft	95	71	Vandalism	25	23	
	Motor Vehicle Theft	32	11	Weapons	4	7	
	Arson	1	0	Prostitution	0	1	
NON-UCR OFFENSES	<b>PART I TOTALS</b>	<b>161</b>	<b>109</b>	Sex Offenses	1	2	PART II OFFENSES
	Ambulance Calls	14	16	Drug Abuse	24	31	
	Deaths	0	4	Gambling	0	0	
	Missing Persons	4	4	Family Offenses	15	26	
	Suicides	0	3	DUI	4	7	
	Suspicious Activity	8	12	Liquor Laws	2	1	
	Traffic Accidents	37	30	Drunkenness	10	8	
	All Other	119	103	Disorderly Conduct	2	4	
	<b>NON-UCR TOTALS</b>	<b>182</b>	<b>172</b>	All Other Offenses	65	63	
TOTALS	<b>PART I OFFENSES</b>	<b>161</b>	<b>109</b>	Curfew/Loitering	0	0	PART II OFFENSES
	<b>PART II OFFENSES</b>	<b>203</b>	<b>225</b>	Runaway	0	0	
	<b>NON-UCR OFFENSES</b>	<b>182</b>	<b>172</b>	<b>PART II TOTALS</b>	<b>203</b>	<b>225</b>	
	<b>TOTAL</b>	<b>546</b>	<b>506</b>				

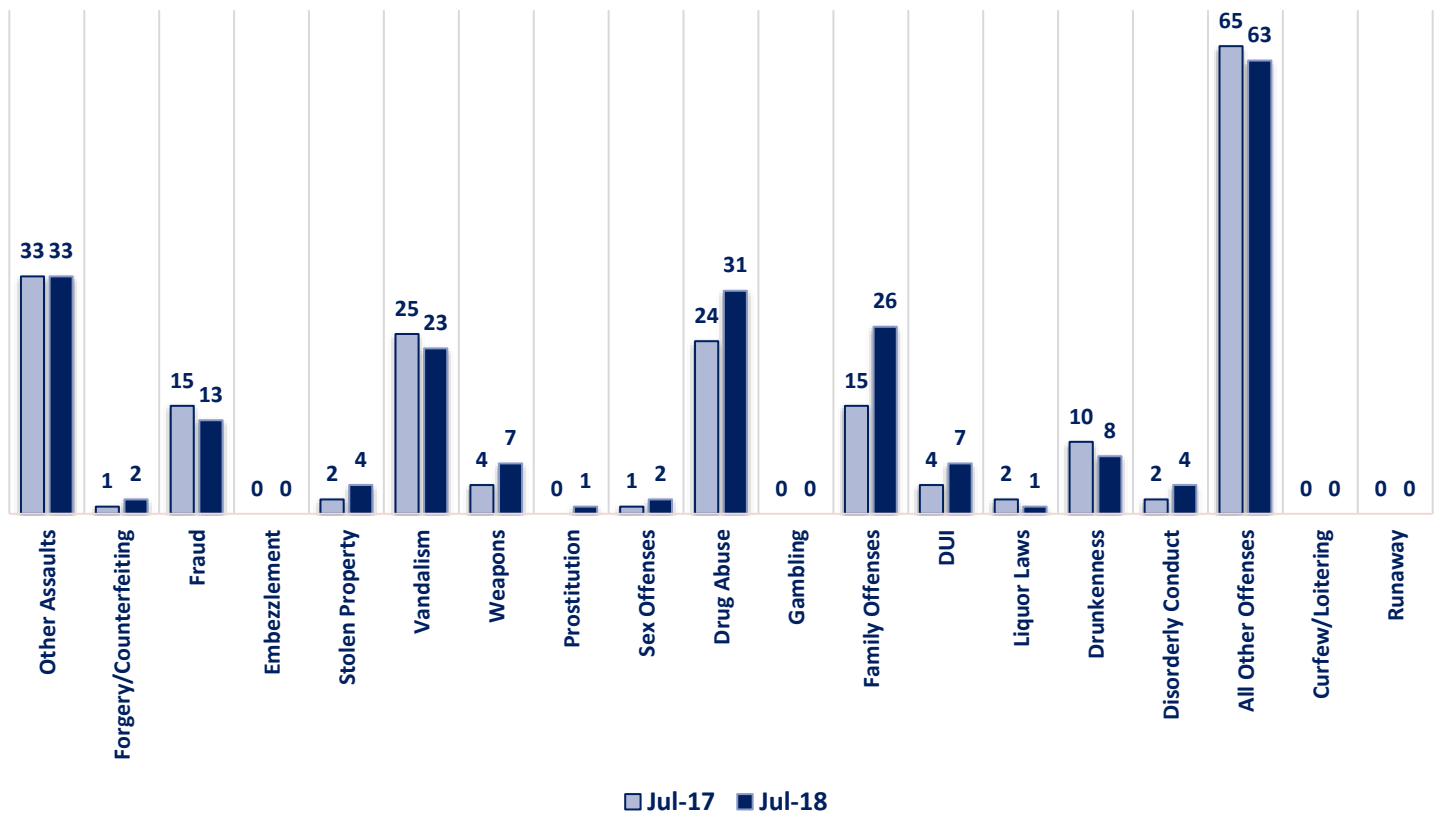
### JULY 2018 - PART I & II OFFENSE PERCENTAGES



### Part I Offenses

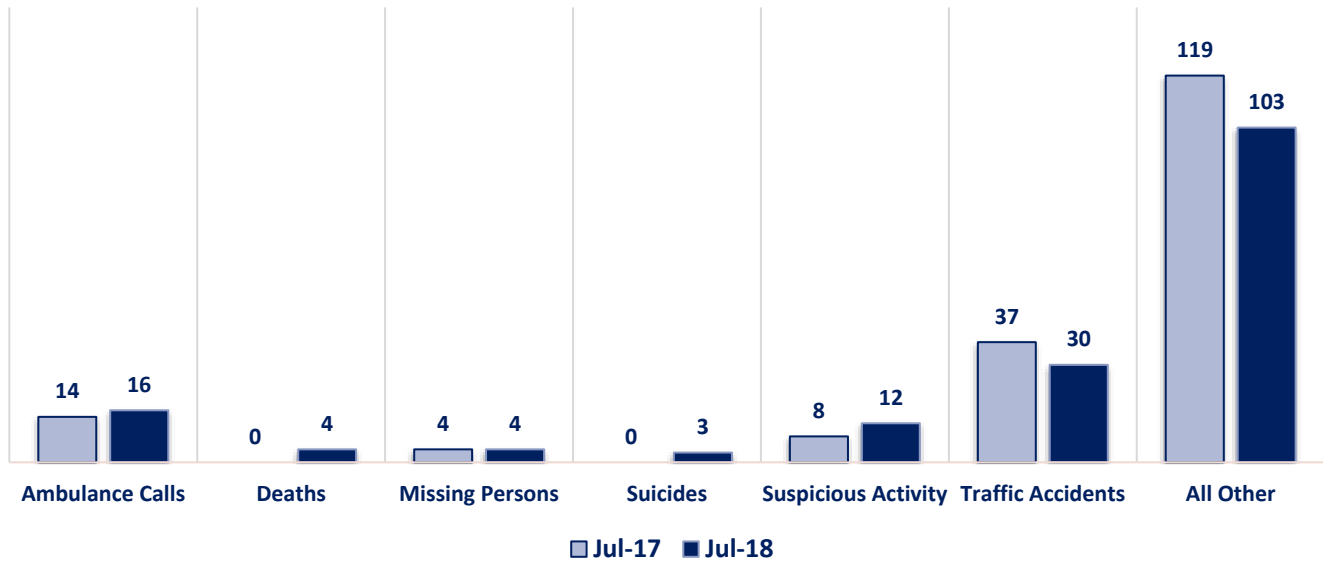


### Part II Offenses

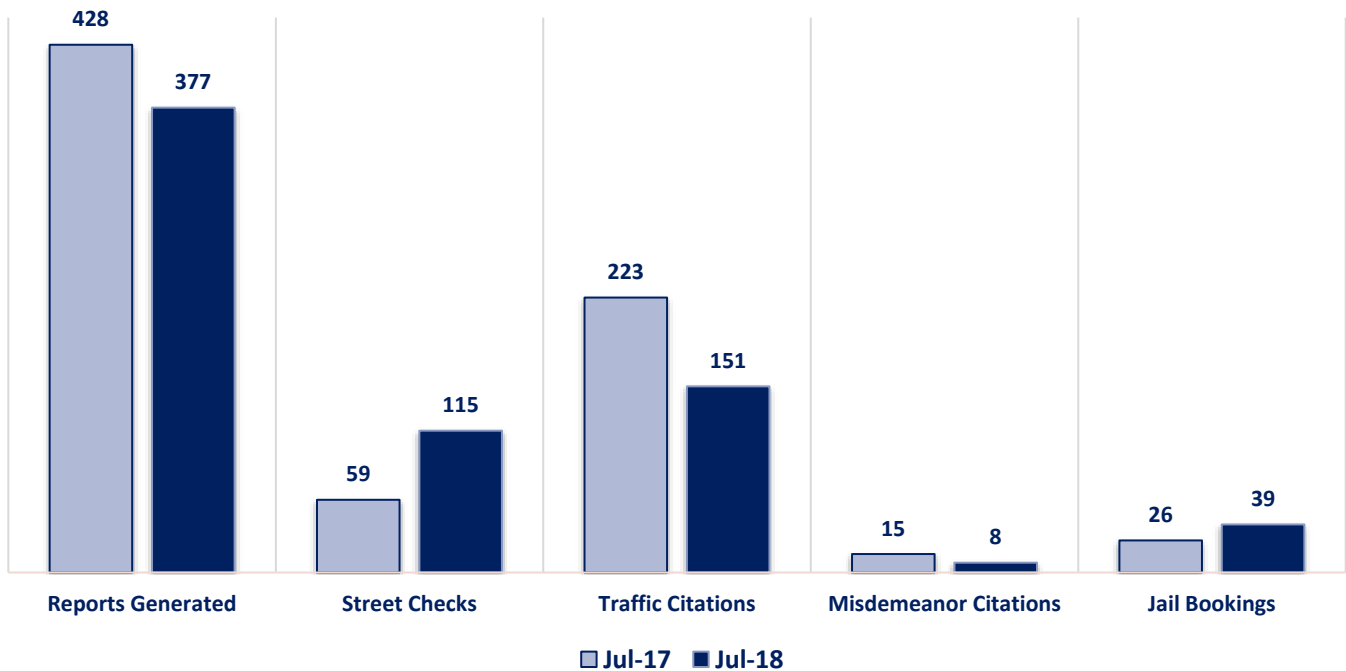




### Non-UCR Offenses

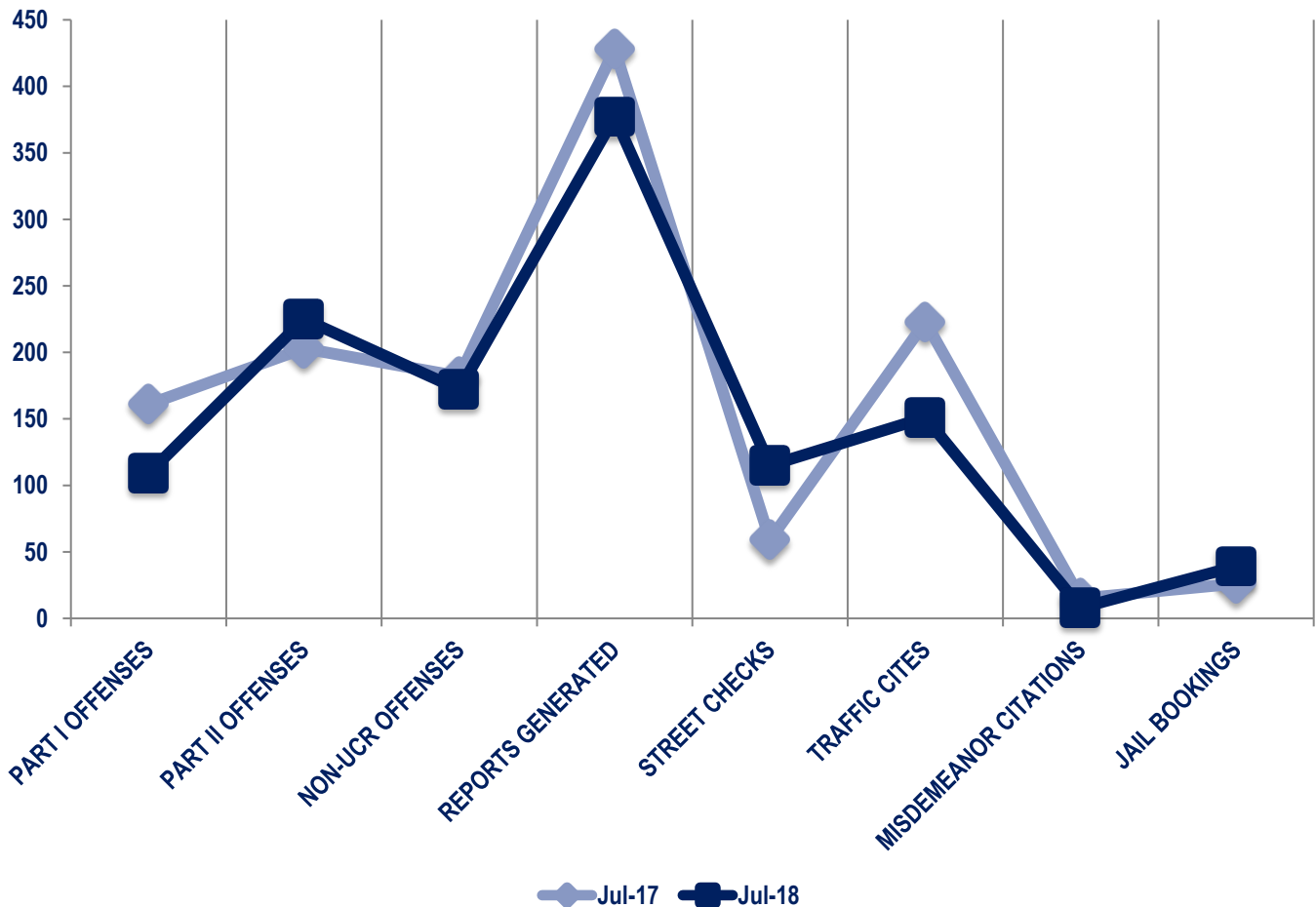


### Other Event Totals



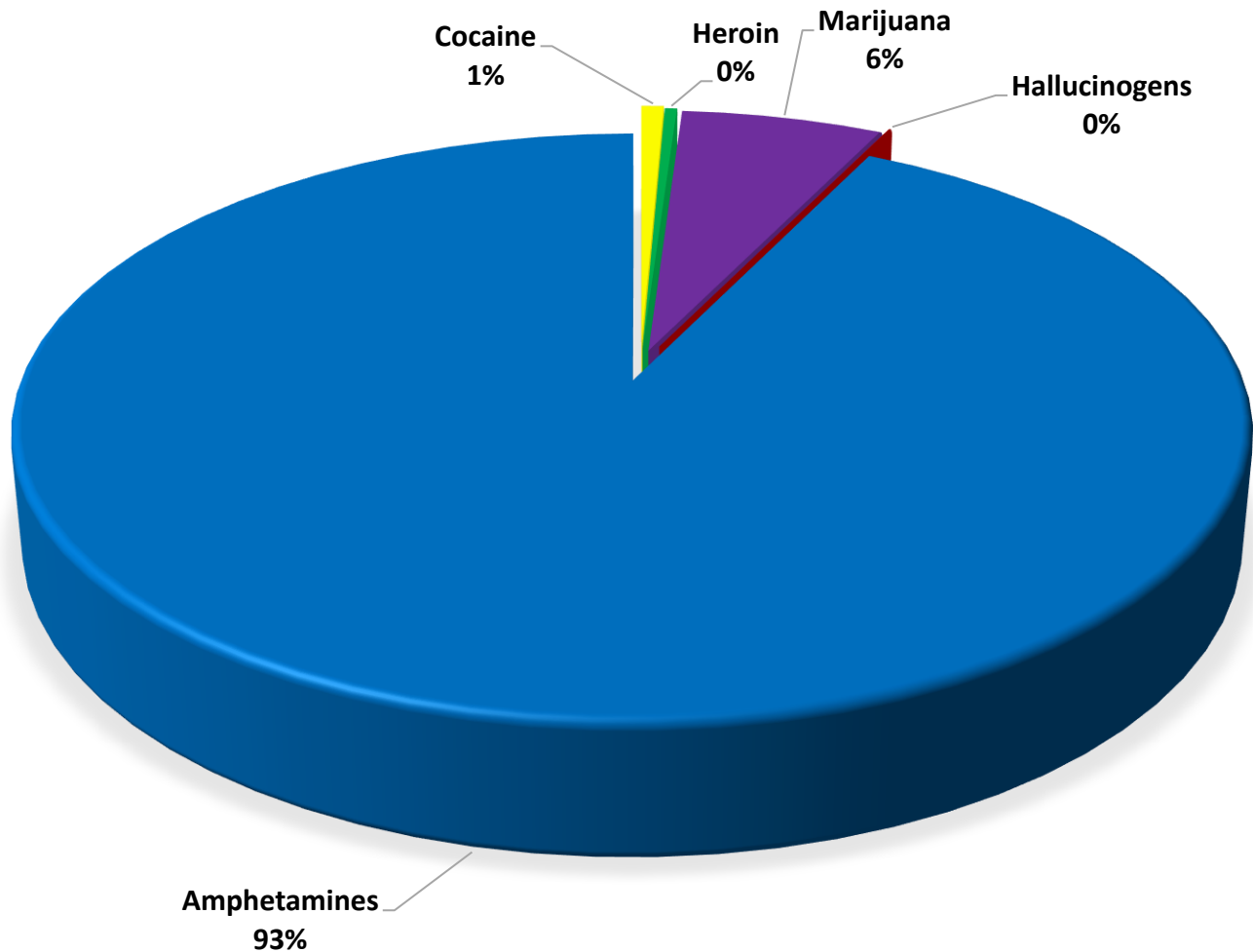
### Combined Offense/Event Trends

	JUL 2017	JUL 2018
<b>Part I Offenses</b>	161	109
<b>Part II Offenses</b>	203	225
<b>NonUCR Offenses</b>	182	172
<b>Reports Generated</b>	428	377
<b>Street Checks</b>	59	115
<b>Traffic Citations</b>	223	151
<b>Misdemeanor Citations</b>	15	8
<b>Jail Bookings</b>	26	39

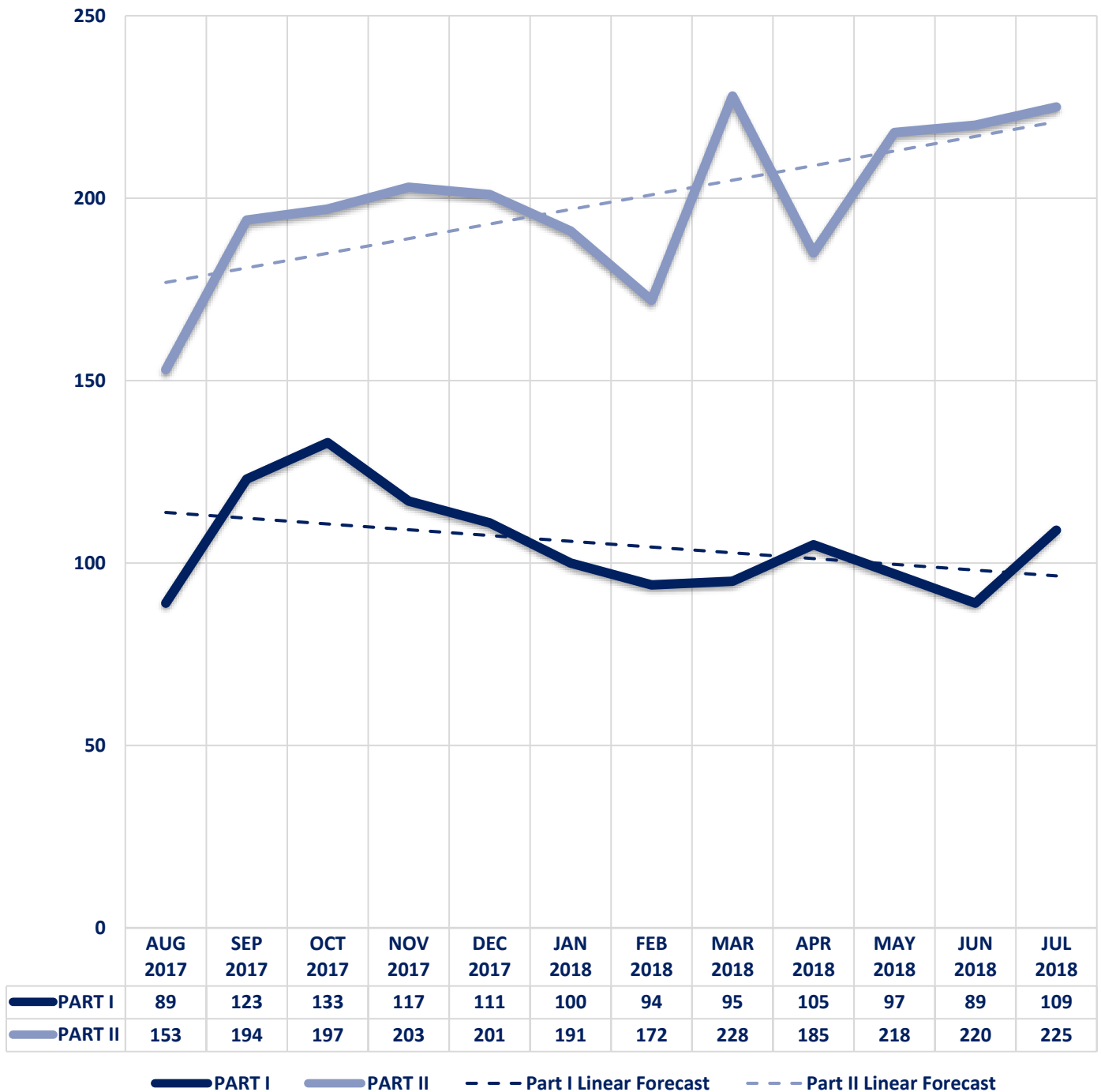


### Seized Drugs

TYPE	DOSES	STREET VALUE
Cocaine	11.0	\$ 110.00
Heroin	6.0	\$ 60.00
Marijuana	99.1	\$ 594.83
Hallucinogens	0.2	\$ 0.35
Amphetamines	1483.2	\$ 14,832.26
<b>TOTAL</b>	<b>1599.5</b>	<b>\$ 15,597.43</b>



### Part I & II Offenses - One Year





## CITY COUNCIL DISTRICT #3

### MONTHLY OFFENSE SUMMARY

**AUGUST 2018**

These figures represent preliminary counts of original Police Incident Reports and include all offenses within the above listed City Council District only. Full statistical analysis to determine the confidence level of this data has not been performed. The results contained herein are approximate in relation to the listed area and may not fully coincide with data shown in other areas of SLCPD's Crime Statistics page such as Calls for Service, Crimes Trending, and Crime Reports due to and reflective of departmental procedures that were in place at the time the event occurred and the date this data was compiled. Results displayed are not distinguished as attempted or completed crimes, do not include other calls for police service, and only represent police service where a report was made. Police Incident Reports are classified by primary offense categories as defined by the Uniform Crime Reporting (UCR) system, however for this report all offenses are included, and each incident may have more than one offense listed on it. In cases where there is more than one offense listed, all offenses are counted individually. Although every reasonable verification effort is made, the accuracy of any data is subject to the constraints of the report generation process as well as the manner, format, and point in time of any query.

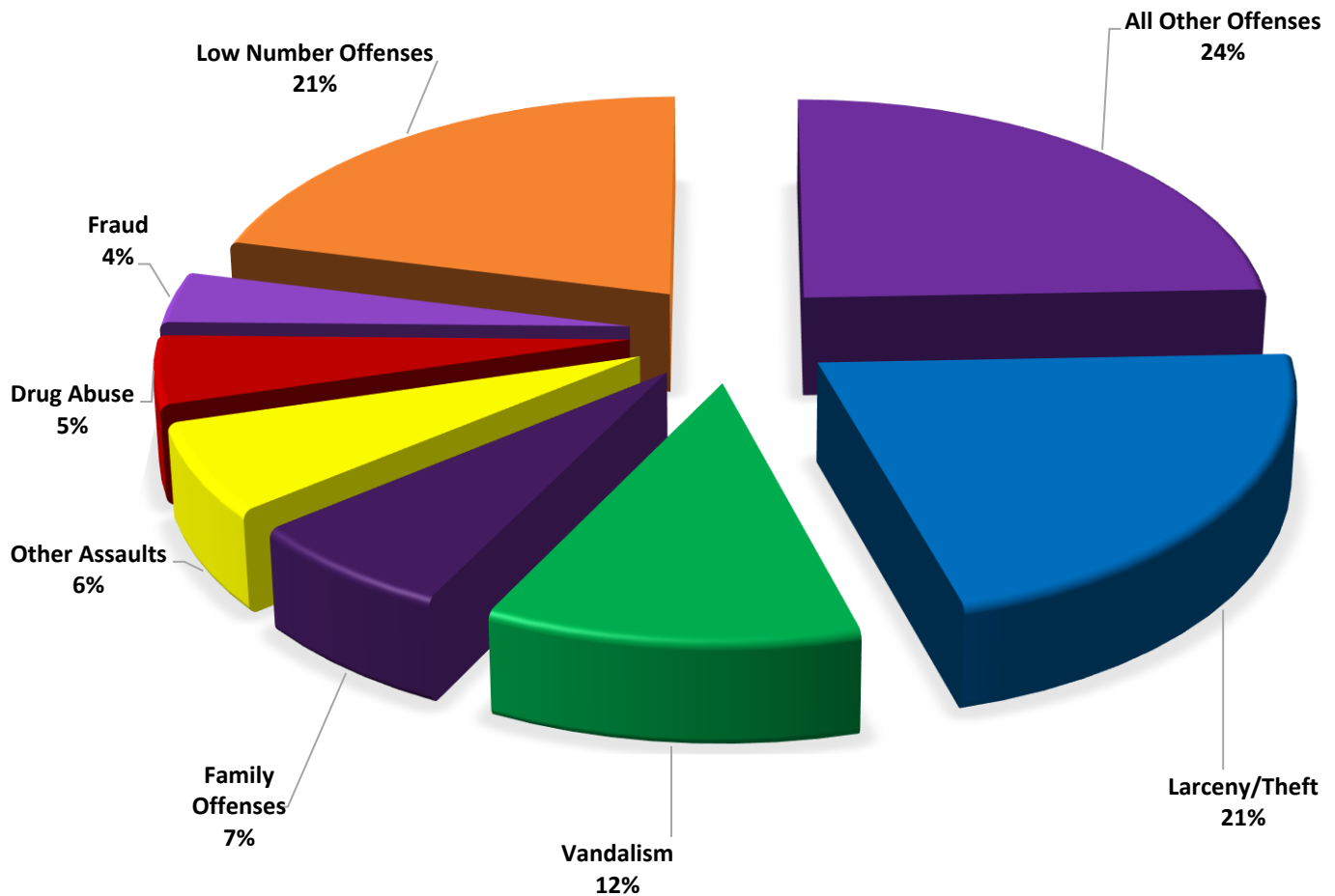
---

<b>PART I OFFENSES:</b>	Chosen by the FBI as Part I Offenses because they are serious crimes that occur with regularity in all areas of the country and are likely to be reported to Police.
<b>PART II OFFENSES:</b>	All other crimes other than the eight Part I Offenses. The Uniform Crime Reporting Program gathers only arrest data for Part II Offenses, however, SLCPD results displayed in this document display all Part II Offenses, regardless of the presence of arrest data.
<b>ALL OTHER OFFENSES:</b>	Under the Part II Offense section, 'All Other Offenses' include Peeping Tom, Trespass, Kidnap/Abduction, Pornography, Extortion/Blackmail, Bribery, Warrants, Sexual Offenses, Obstruction, Public Peace, and Hit & Run.
<b>NON-UCR OFFENSES:</b>	Non-UCR Offenses include reports for all other offenses not classified as a Part I or Part II Offense. Results displayed separate some of these offenses such as Ambulance Calls, Deaths, Missing Persons, Suicides, Suspicious Activity, and Traffic Accidents.
<b>ALL OTHER NON-UCR:</b>	Under the Non-UCR category, 'All Other' include the remainder of offenses not classified as Part I or Part II and not separated from the Non-UCR Offenses. These include things such as Loud Parties, Barking Dogs, Mentally Ill Subjects, Citizen Assistance, etc.
<b>LOW NUMBER OFFENSES:</b>	On page two, in the interest of space and allowing for easier viewing, the category titled 'Low Number Offenses' include Part I and Part II Offenses from page one that have totals under the amount of 69.

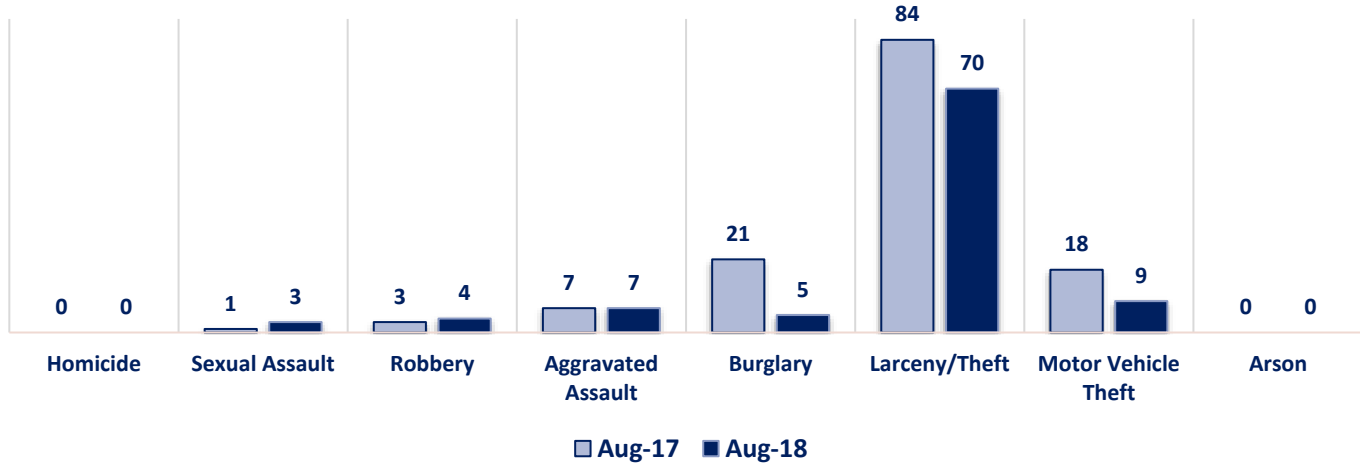
## Offenses

PART I OFFENSES	OFFENSE	AUG 17	AUG 18	OFFENSE	AUG 17	AUG 18	PART II OFFENSES
	Homicide	0	0	Other Assaults	25	21	
	Sexual Assault	1	3	Forgery/Counterfeit	2	5	
	Robbery	3	4	Fraud	12	12	
	Aggravated Assault	7	7	Embezzlement	0	0	
	Burglary	21	5	Stolen Property	0	3	
	Larceny/Theft	84	70	Vandalism	22	38	
	Motor Vehicle Theft	18	9	Weapons	2	3	
	Arson	0	0	Prostitution	1	3	
	PART I TOTALS	134	98	Sex Offenses	1	2	
NON-UCR OFFENSES	Ambulance Calls	13	21	Drug Abuse	28	16	
	Deaths	2	3	Gambling	0	0	
	Missing Persons	5	2	Family Offenses	18	22	
	Suicides	1	1	DUI	3	4	
	Suspicious Activity	4	14	Liquor Laws	2	1	
	Traffic Accidents	31	49	Drunkenness	4	9	
	All Other	97	105	Disorderly Conduct	2	11	
	NON-UCR TOTALS	153	195	All Other Offenses	81	80	
TOTALS	PART I OFFENSES	134	98	Curfew/Loitering	0	0	
	PART II OFFENSES	203	230	Runaway	0	0	
	NON-UCR OFFENSES	153	195	PART II TOTALS	203	230	
	TOTAL	490	523				

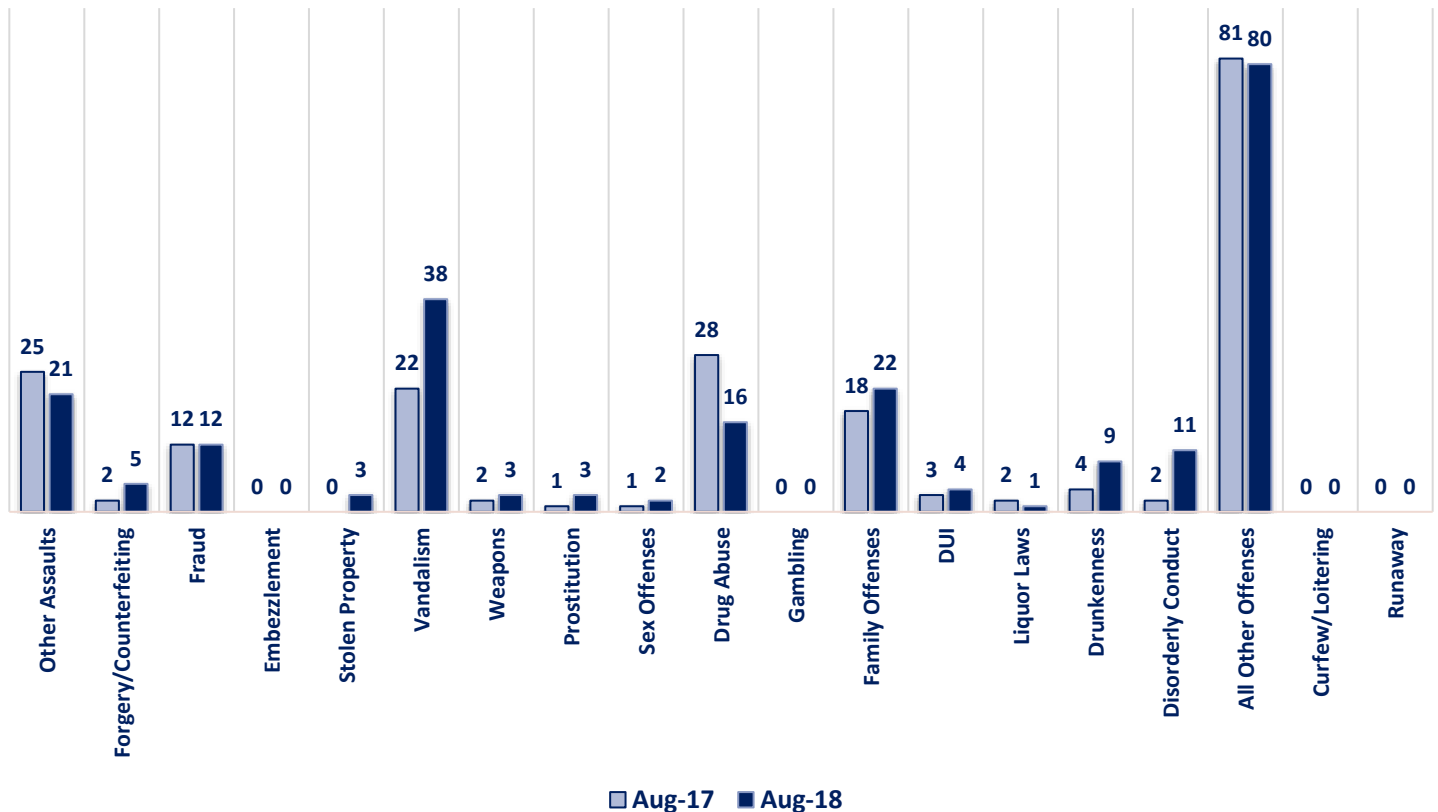
### AUGUST 2018 - PART I & II OFFENSE PERCENTAGES



### Part I Offenses

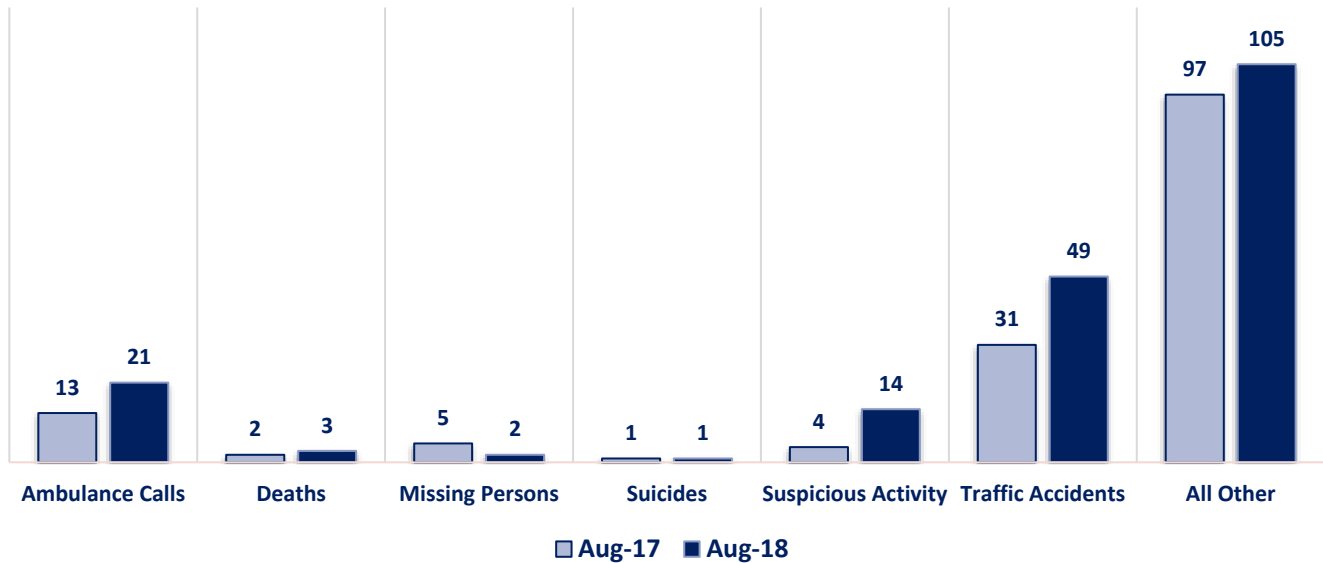


### Part II Offenses

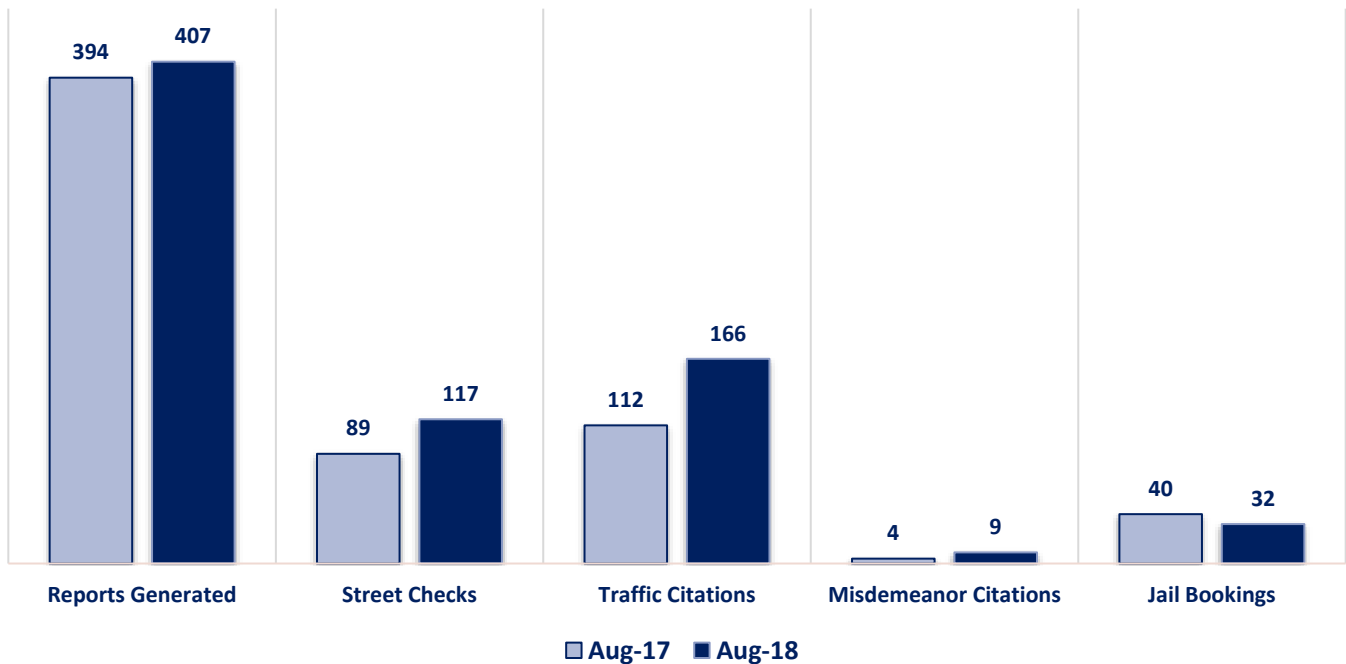




### Non-UCR Offenses

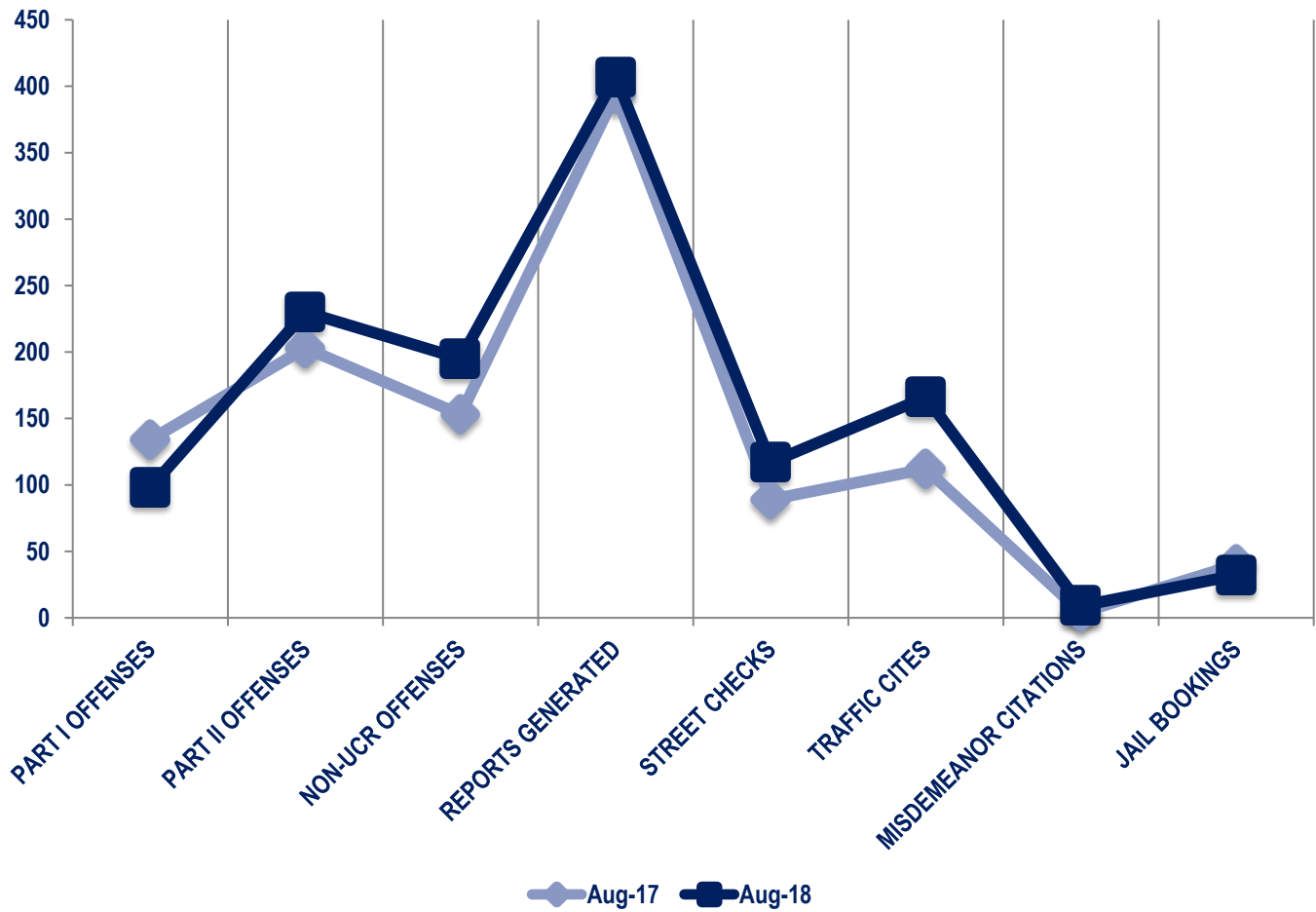


### Other Event Totals



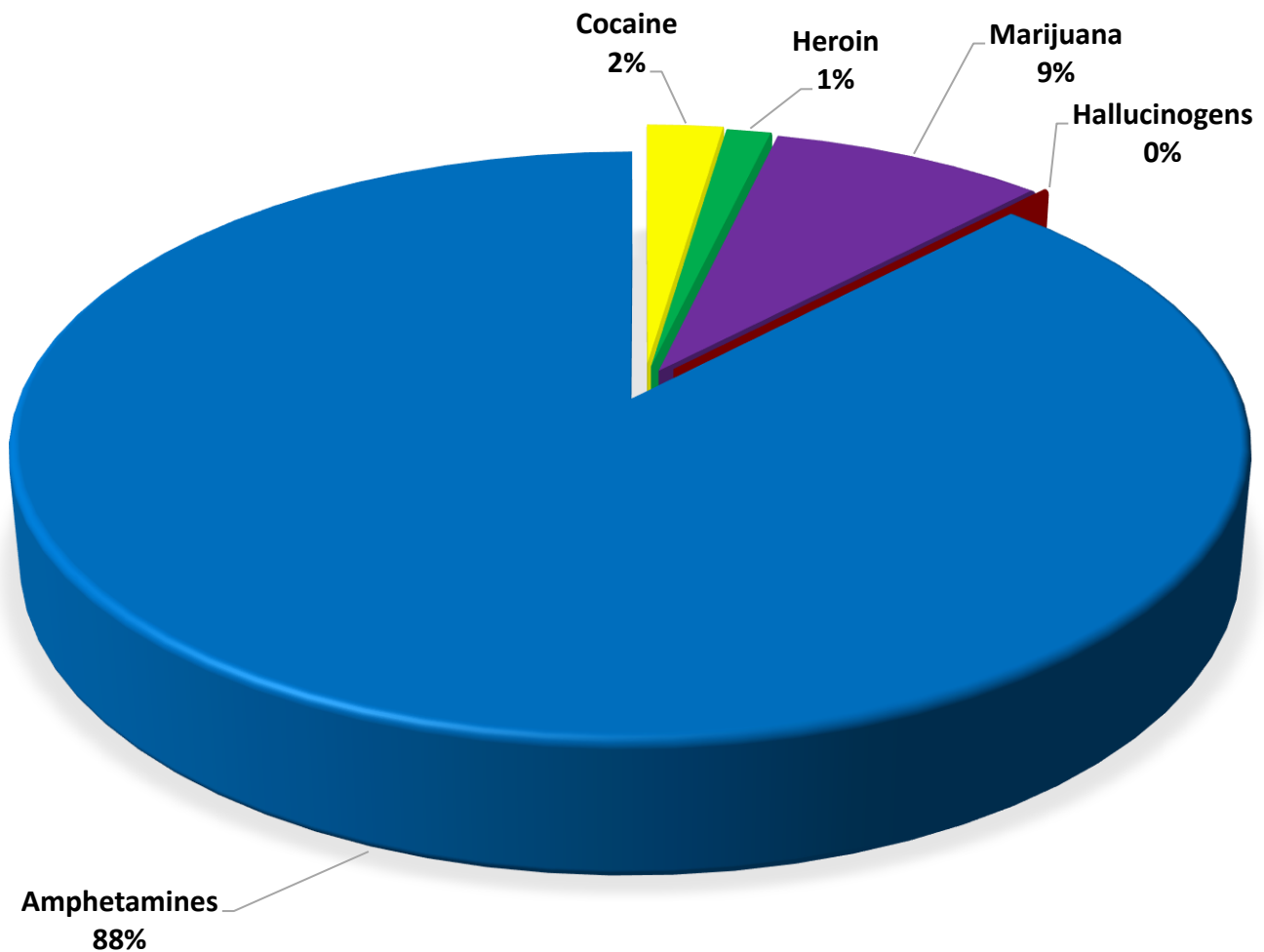
### Combined Offense/Event Trends

	AUG 2017	AUG 2018
<b>Part I Offenses</b>	134	98
<b>Part II Offenses</b>	203	230
<b>NonUCR Offenses</b>	153	195
<b>Reports Generated</b>	394	407
<b>Street Checks</b>	89	117
<b>Traffic Citations</b>	112	166
<b>Misdemeanor Citations</b>	4	9
<b>Jail Bookings</b>	40	32

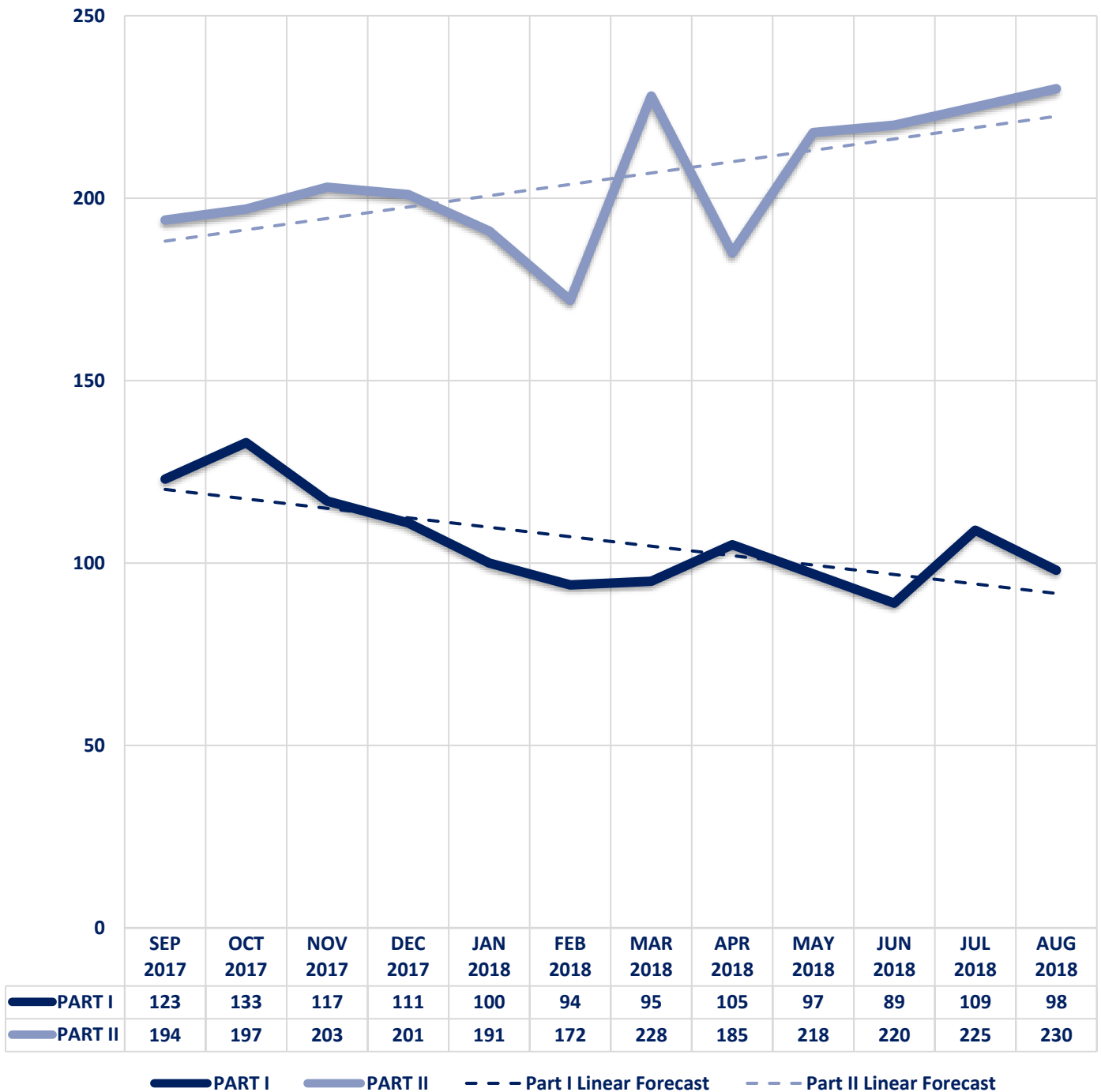


### Seized Drugs

TYPE	DOSES	STREET VALUE
Cocaine	12.0	\$ 120.00
Heroin	7.0	\$ 70.00
Marijuana	43.2	\$ 259.26
Hallucinogens	0.0	\$ -
Amphetamines	449.4	\$ 4,494.00
<b>TOTAL</b>	<b>511.6</b>	<b>\$ 4,943.26</b>



### Part I & II Offenses - One Year





## CITY COUNCIL DISTRICT #3

### MONTHLY OFFENSE SUMMARY

SEPTEMBER 2018

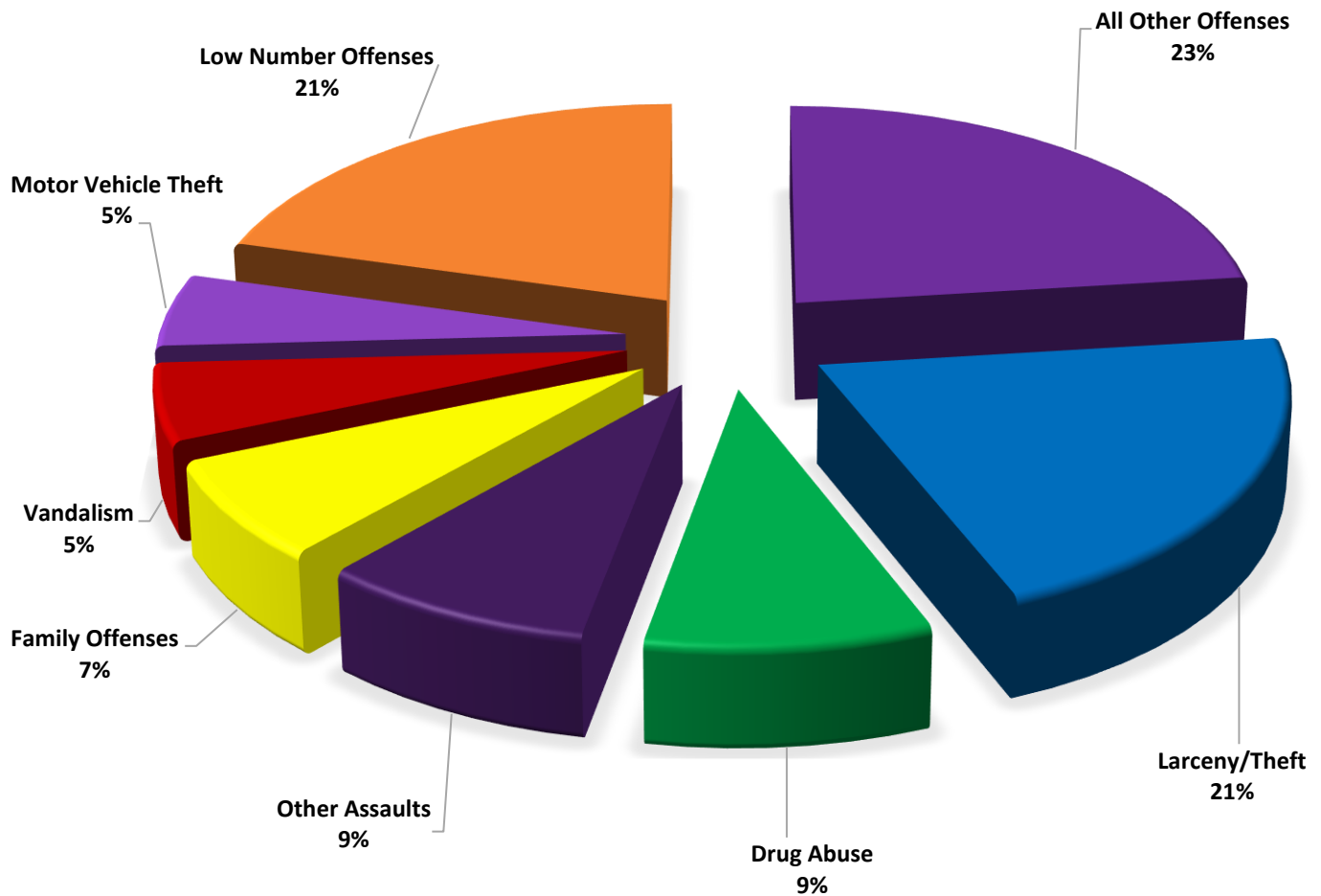
These figures represent preliminary counts of original Police Incident Reports and include all offenses within the above listed City Council District only. Full statistical analysis to determine the confidence level of this data has not been performed. The results contained herein are approximate in relation to the listed area and may not fully coincide with data shown in other areas of SLCPD's Crime Statistics page such as Calls for Service, Crimes Trending, and Crime Reports due to and reflective of departmental procedures that were in place at the time the event occurred and the date this data was compiled. Results displayed are not distinguished as attempted or completed crimes, do not include other calls for police service, and only represent police service where a report was made. Police Incident Reports are classified by primary offense categories as defined by the Uniform Crime Reporting (UCR) system, however for this report all offenses are included, and each incident may have more than one offense listed on it. In cases where there is more than one offense listed, all offenses are counted individually. Although every reasonable verification effort is made, the accuracy of any data is subject to the constraints of the report generation process as well as the manner, format, and point in time of any query.

<b>PART I OFFENSES:</b>	Chosen by the FBI as Part I Offenses because they are serious crimes that occur with regularity in all areas of the country and are likely to be reported to Police.
<b>PART II OFFENSES:</b>	All other crimes other than the eight Part I Offenses. The Uniform Crime Reporting Program gathers only arrest data for Part II Offenses, however, SLCPD results displayed in this document display all Part II Offenses, regardless of the presence of arrest data.
<b>ALL OTHER OFFENSES:</b>	Under the Part II Offense section, 'All Other Offenses' include Peeping Tom, Trespass, Kidnap/Abduction, Pornography, Extortion/Blackmail, Bribery, Warrants, Sexual Offenses, Obstruction, Public Peace, and Hit & Run.
<b>NON-UCR OFFENSES:</b>	Non-UCR Offenses include reports for all other offenses not classified as a Part I or Part II Offense. Results displayed separate some of these offenses such as Ambulance Calls, Deaths, Missing Persons, Suicides, Suspicious Activity, and Traffic Accidents.
<b>ALL OTHER NON-UCR:</b>	Under the Non-UCR category, 'All Other' include the remainder of offenses not classified as Part I or Part II and not separated from the Non-UCR Offenses. These include things such as Loud Parties, Barking Dogs, Mentally Ill Subjects, Citizen Assistance, etc.
<b>LOW NUMBER OFFENSES:</b>	On page two, in the interest of space and allowing for easier viewing, the category titled 'Low Number Offenses' include Part I and Part II Offenses from page one that have totals under the amount of 15.

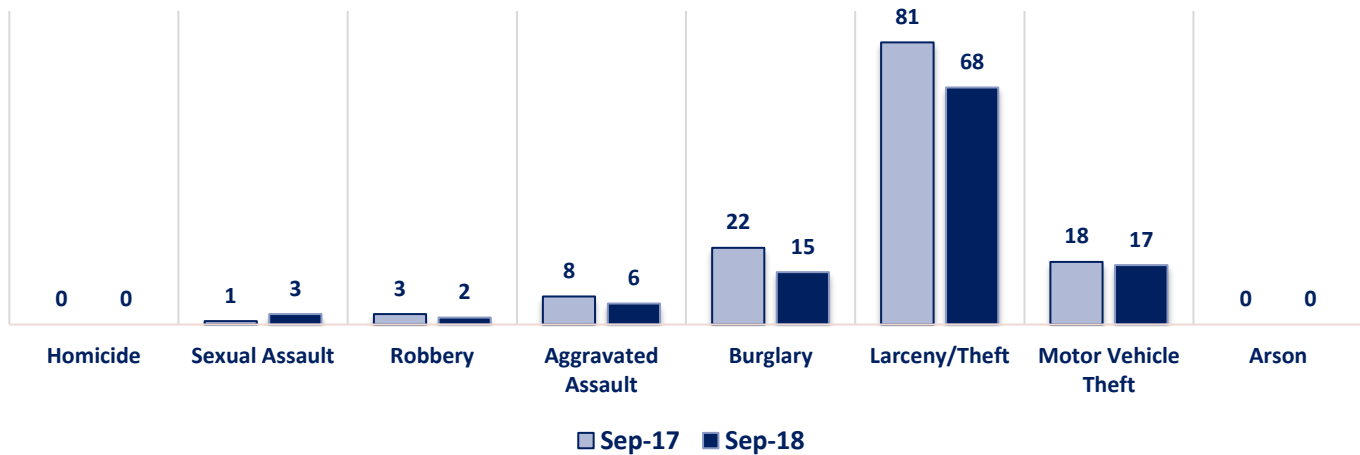
## Offenses

PART I OFFENSES	OFFENSE	SEP 17	SEP 18	OFFENSE	SEP 17	SEP 18
	Homicide	0	0	Other Assaults	30	28
	Sexual Assault	1	3	Forgery/Counterfeit	1	4
	Robbery	3	2	Fraud	17	9
	Aggravated Assault	8	6	Embezzlement	0	0
	Burglary	22	15	Stolen Property	3	3
	Larceny/Theft	81	68	Vandalism	28	18
	Motor Vehicle Theft	18	17	Weapons	0	5
PART II OFFENSES	Arson	0	0	Prostitution	0	2
	<b>PART I TOTALS</b>	<b>133</b>	<b>111</b>	Sex Offenses	1	3
	Ambulance Calls	8	9	Drug Abuse	27	29
	Deaths	2	5	Gambling	0	0
	Missing Persons	5	2	Family Offenses	16	23
	Suicides	2	1	DUI	13	4
	Suspicious Activity	7	7	Liquor Laws	1	0
	Traffic Accidents	0	0	Drunkenness	4	7
NON-UCR OFFENSES	All Other	152	136	Disorderly Conduct	4	3
	<b>NON-UCR TOTALS</b>	<b>176</b>	<b>160</b>	All Other Offenses	56	75
	<b>PART I OFFENSES</b>	<b>133</b>	<b>111</b>	Curfew/Loitering	0	0
	<b>PART II OFFENSES</b>	<b>202</b>	<b>214</b>	Runaway	1	1
	<b>NON-UCR OFFENSES</b>	<b>176</b>	<b>160</b>	<b>PART II TOTALS</b>	<b>202</b>	<b>214</b>
	<b>TOTAL</b>	<b>511</b>	<b>485</b>			

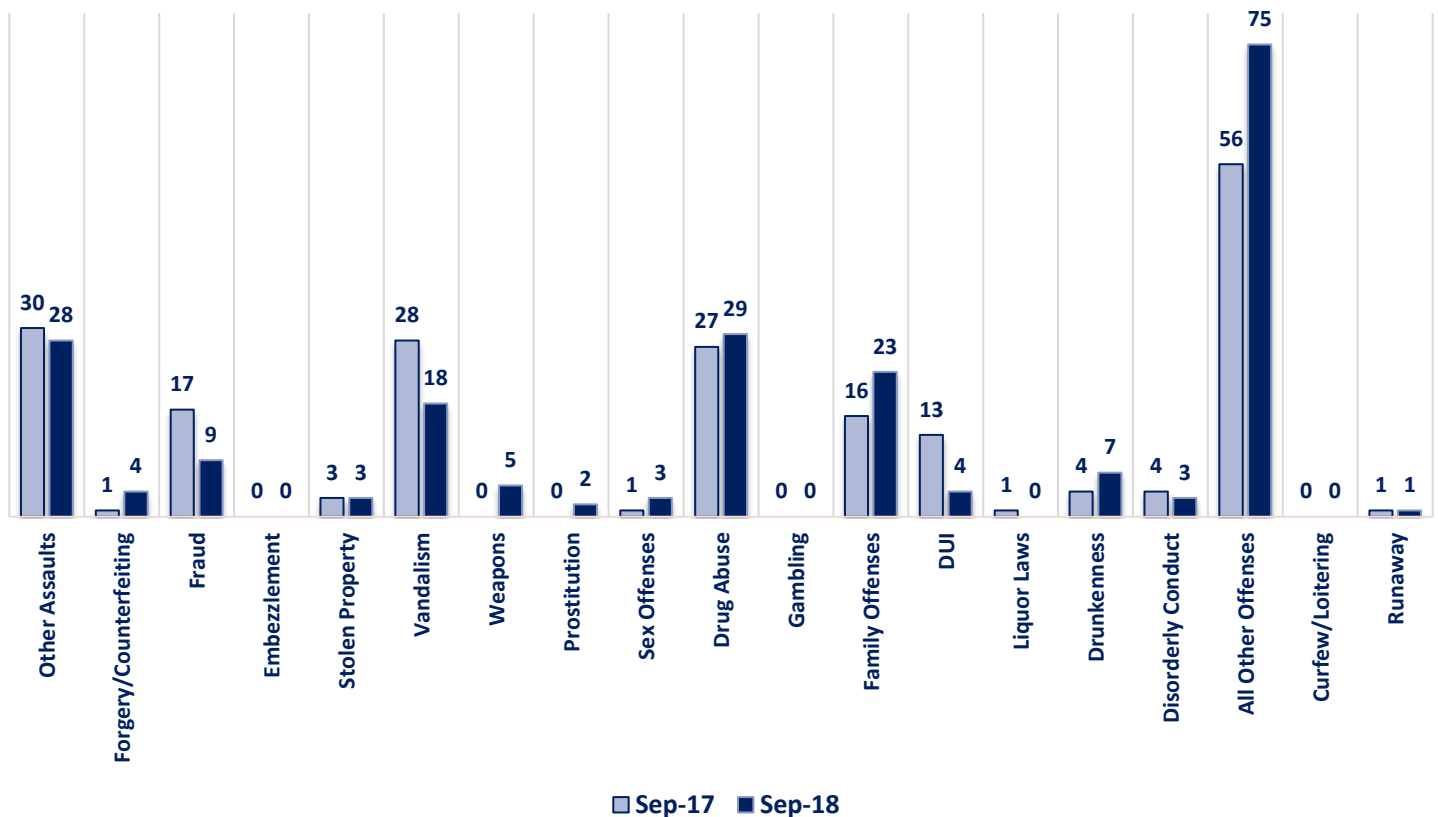
**SEPTEMBER 2018 - PART I & II OFFENSE PERCENTAGES**



### Part I Offenses

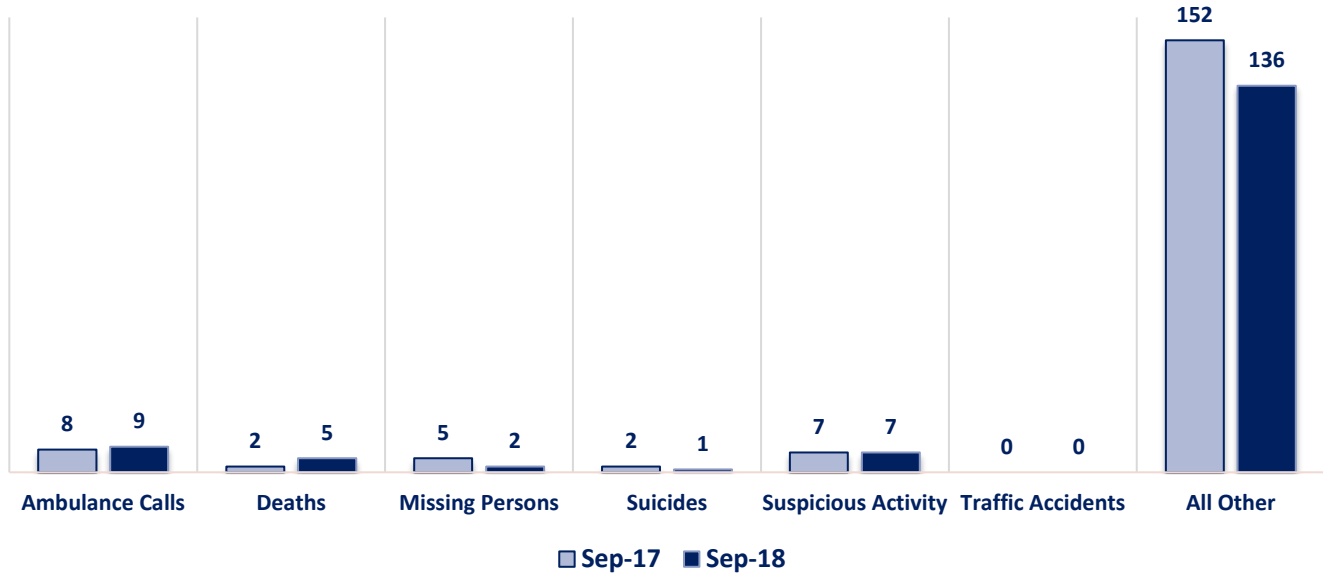


### Part II Offenses

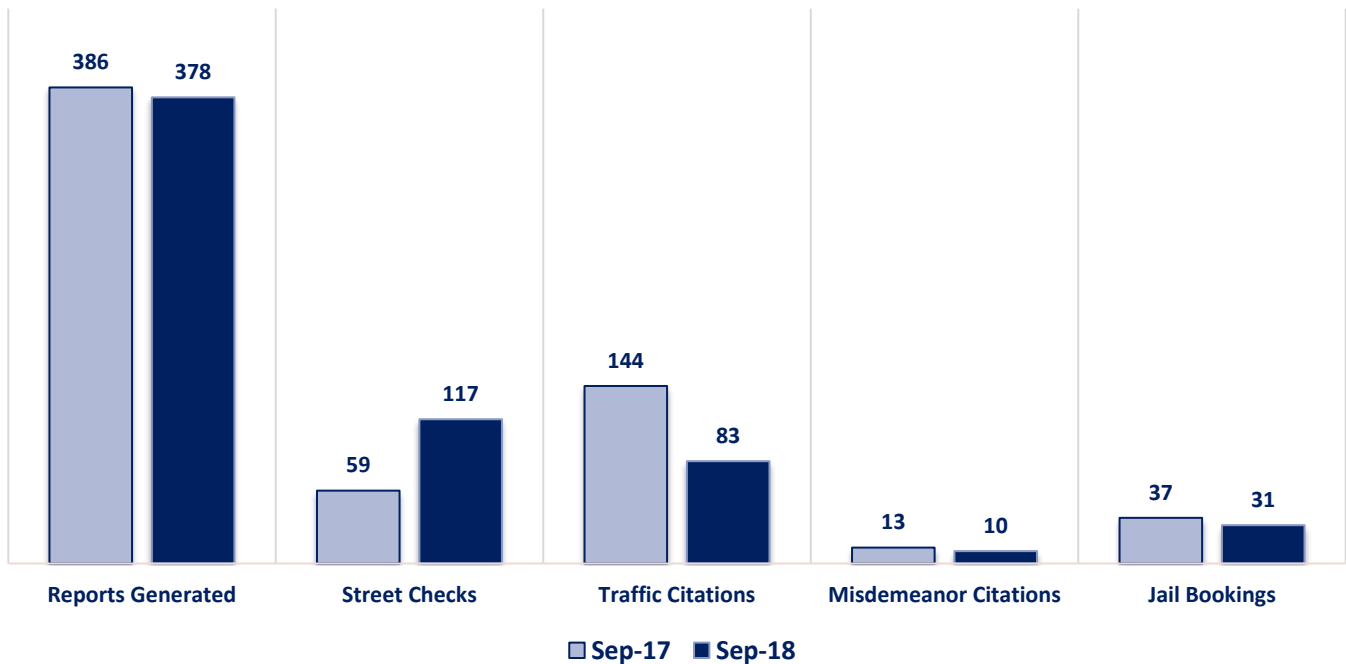




### Non-UCR Offenses

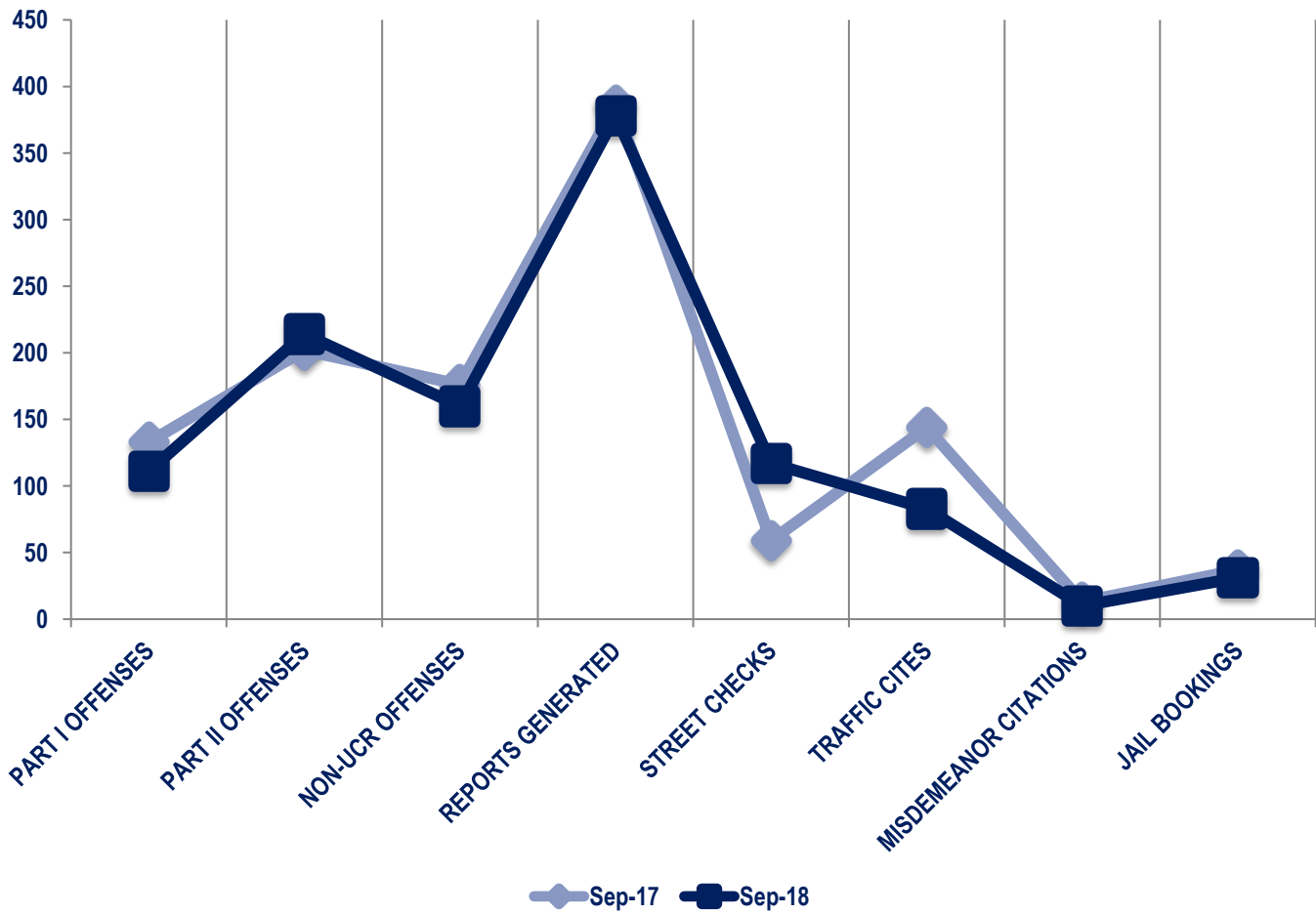


### Other Event Totals



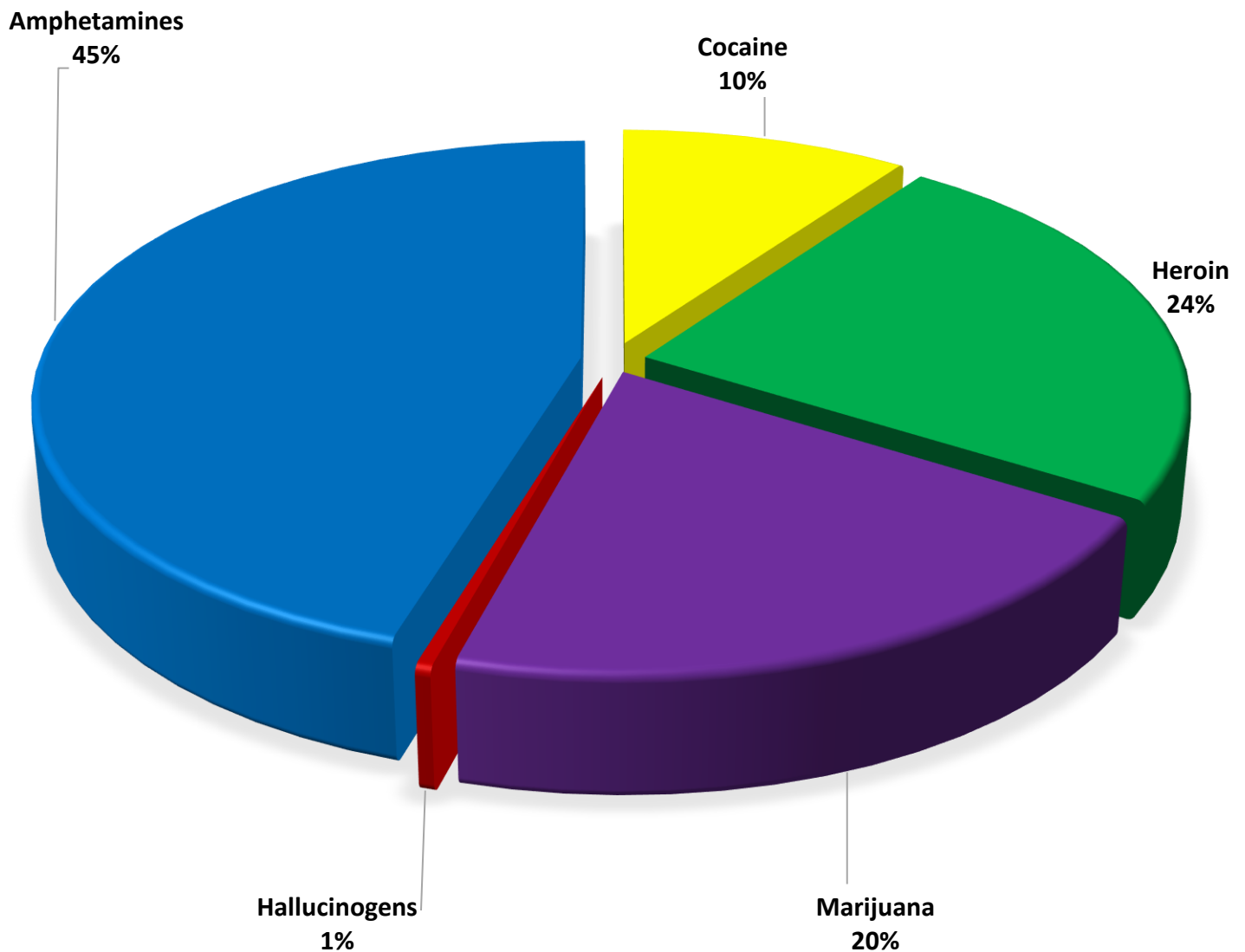
### Combined Offense/Event Trends

	SEP 2017	SEP 2018
<b>Part I Offenses</b>	133	111
<b>Part II Offenses</b>	202	214
<b>NonUCR Offenses</b>	176	160
<b>Reports Generated</b>	386	378
<b>Street Checks</b>	59	117
<b>Traffic Citations</b>	144	83
<b>Misdemeanor Citations</b>	13	10
<b>Jail Bookings</b>	37	31

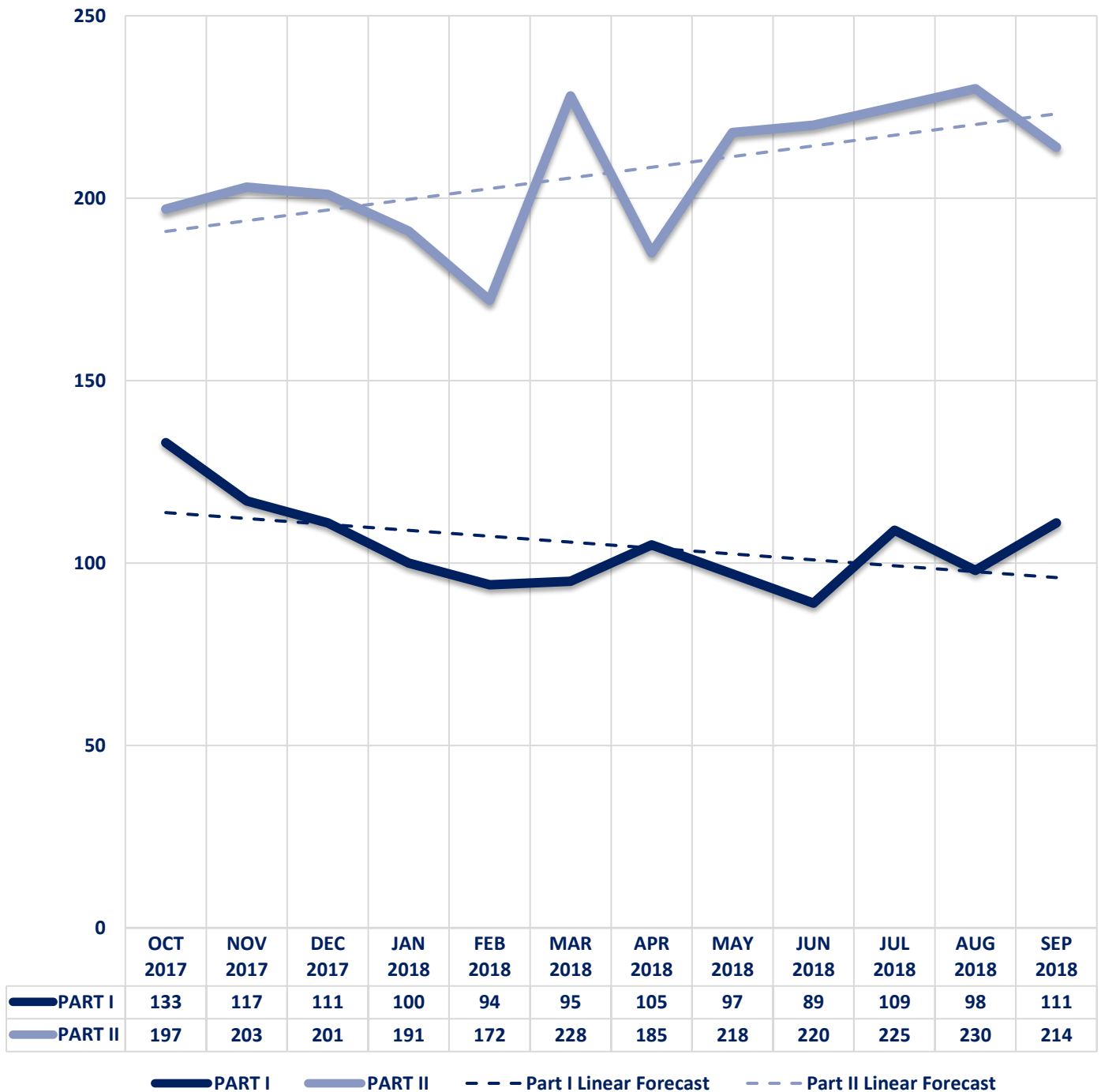


## Seized Drugs

TYPE	DOSES	STREET VALUE
Cocaine	88.0	\$ 880.00
Heroin	213.2	\$ 2,132.25
Marijuana	181.3	\$ 1,087.57
Hallucinogens	3.6	\$ 7.29
Amphetamines	403.0	\$ 4,030.00
<b>TOTAL</b>	<b>889.1</b>	<b>\$ 8,137.11</b>



### Part I & II Offenses - One Year





## CITY COUNCIL DISTRICT #3

### MONTHLY OFFENSE SUMMARY

**OCTOBER 2018**

These figures represent preliminary counts of original Police Incident Reports and include all offenses within the above listed City Council District only. Full statistical analysis to determine the confidence level of this data has not been performed. The results contained herein are approximate in relation to the listed area and may not fully coincide with data shown in other areas of SLCPD's Crime Statistics page such as Calls for Service, Crimes Trending, and Crime Reports due to and reflective of departmental procedures that were in place at the time the event occurred and the date this data was compiled. Results displayed are not distinguished as attempted or completed crimes, do not include other calls for police service, and only represent police service where a report was made. Police Incident Reports are classified by primary offense categories as defined by the Uniform Crime Reporting (UCR) system, however for this report all offenses are included, and each incident may have more than one offense listed on it. In cases where there is more than one offense listed, all offenses are counted individually. Although every reasonable verification effort is made, the accuracy of any data is subject to the constraints of the report generation process as well as the manner, format, and point in time of any query.

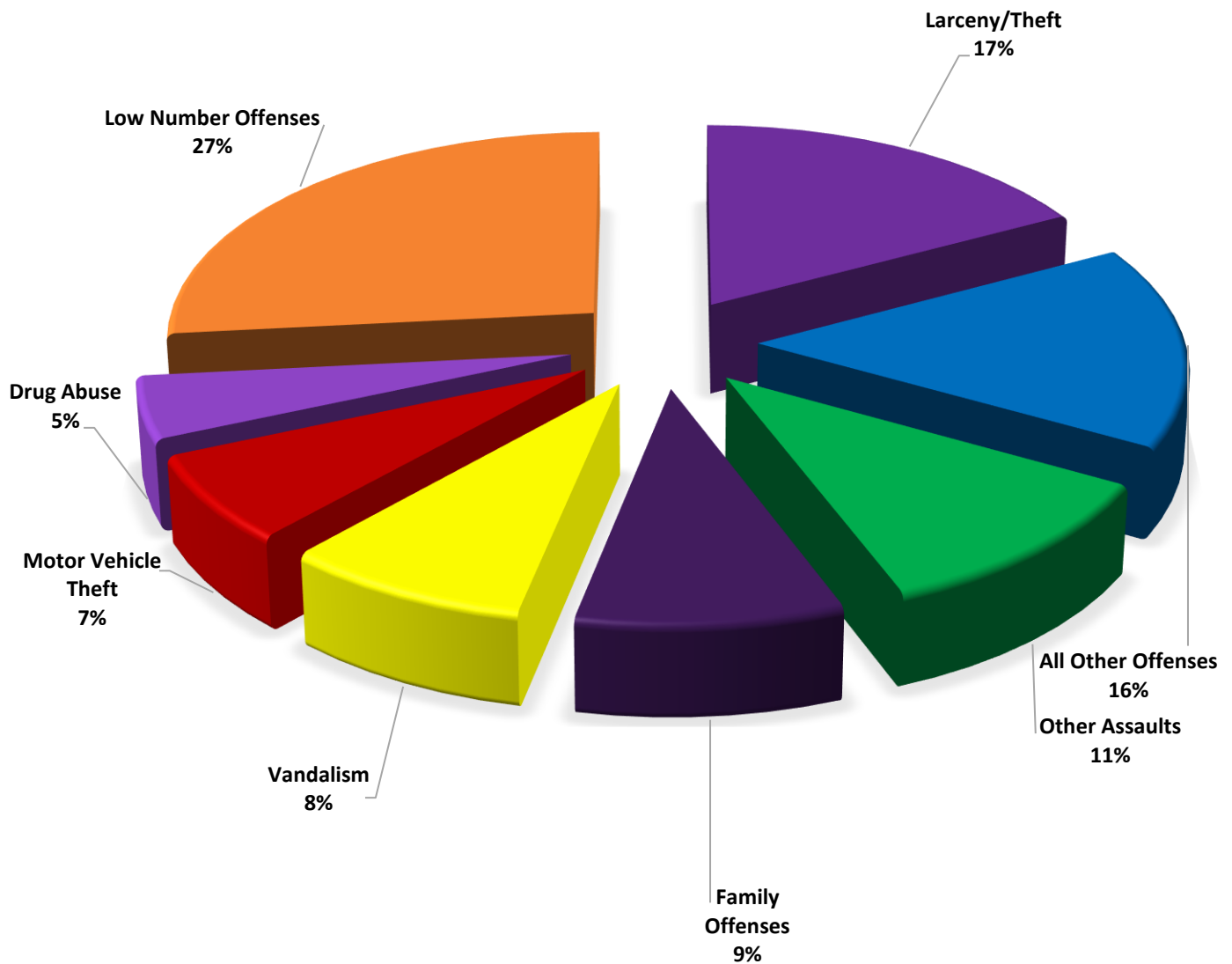
---

<b>PART I OFFENSES:</b>	Chosen by the FBI as Part I Offenses because they are serious crimes that occur with regularity in all areas of the country and are likely to be reported to Police.
<b>PART II OFFENSES:</b>	All other crimes other than the eight Part I Offenses. The Uniform Crime Reporting Program gathers only arrest data for Part II Offenses, however, SLCPD results displayed in this document display all Part II Offenses, regardless of the presence of arrest data.
<b>ALL OTHER OFFENSES:</b>	Under the Part II Offense section, 'All Other Offenses' include Peeping Tom, Trespass, Kidnap/Abduction, Pornography, Extortion/Blackmail, Bribery, Warrants, Sexual Offenses, Obstruction, Public Peace, and Hit & Run.
<b>NON-UCR OFFENSES:</b>	Non-UCR Offenses include reports for all other offenses not classified as a Part I or Part II Offense. Results displayed separate some of these offenses such as Ambulance Calls, Deaths, Missing Persons, Suicides, Suspicious Activity, and Traffic Accidents.
<b>ALL OTHER NON-UCR:</b>	Under the Non-UCR category, 'All Other' include the remainder of offenses not classified as Part I or Part II and not separated from the Non-UCR Offenses. These include things such as Loud Parties, Barking Dogs, Mentally Ill Subjects, Citizen Assistance, etc.
<b>LOW NUMBER OFFENSES:</b>	On page two, in the interest of space and allowing for easier viewing, the category titled 'Low Number Offenses' include Part I and Part II Offenses from page one that have totals under the amount of 13.

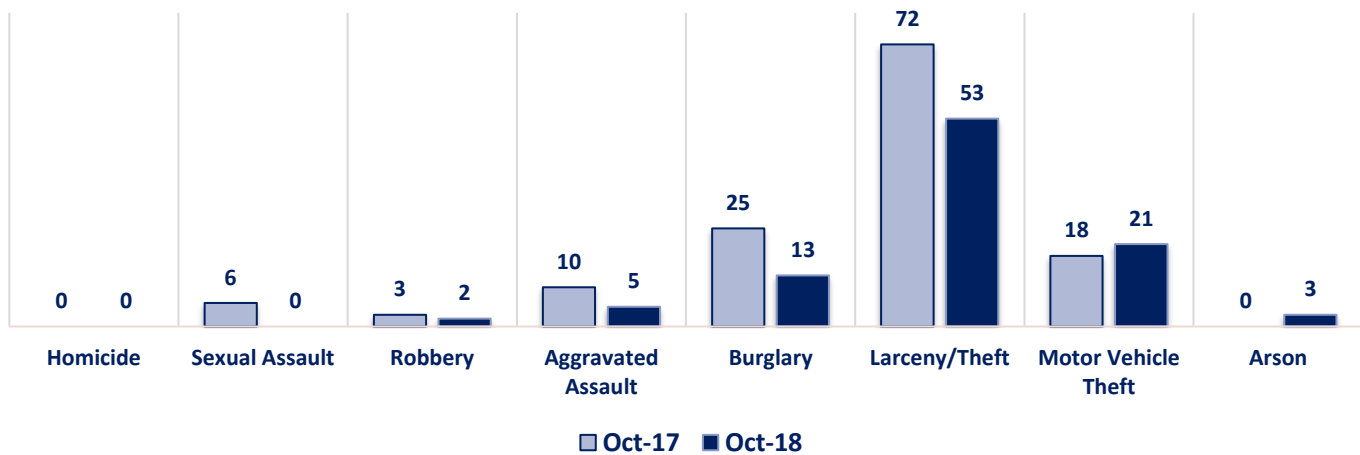
## Offenses

PART I OFFENSES	OFFENSE	OCT 17	OCT 18	OFFENSE	OCT 17	OCT 18
	Homicide	0	0	Other Assaults	24	34
	Sexual Assault	6	0	Forgery/Counterfeit	1	9
	Robbery	3	2	Fraud	17	11
	Aggravated Assault	10	5	Embezzlement	0	0
	Burglary	25	13	Stolen Property	2	1
	Larceny/Theft	72	53	Vandalism	20	26
	Motor Vehicle Theft	18	21	Weapons	3	1
	Arson	0	3	Prostitution	1	1
PART II OFFENSES	PART I TOTALS	134	97	Sex Offenses	1	2
	Ambulance Calls	12	6	Drug Abuse	34	15
	Deaths	1	1	Gambling	0	1
	Missing Persons	3	4	Family Offenses	18	28
	Suicides	1	2	DUI	6	10
	Suspicious Activity	10	10	Liquor Laws	2	1
	Traffic Accidents	0	0	Drunkenness	14	12
	All Other	153	132	Disorderly Conduct	4	9
	NON-UCR TOTALS	180	155	All Other Offenses	55	49
TOTALS	PART I OFFENSES	134	97	Curfew/Loitering	0	0
	PART II OFFENSES	203	211	Runaway	1	1
	NON-UCR OFFENSES	180	155	PART II TOTALS	203	211
	TOTAL	517	463			

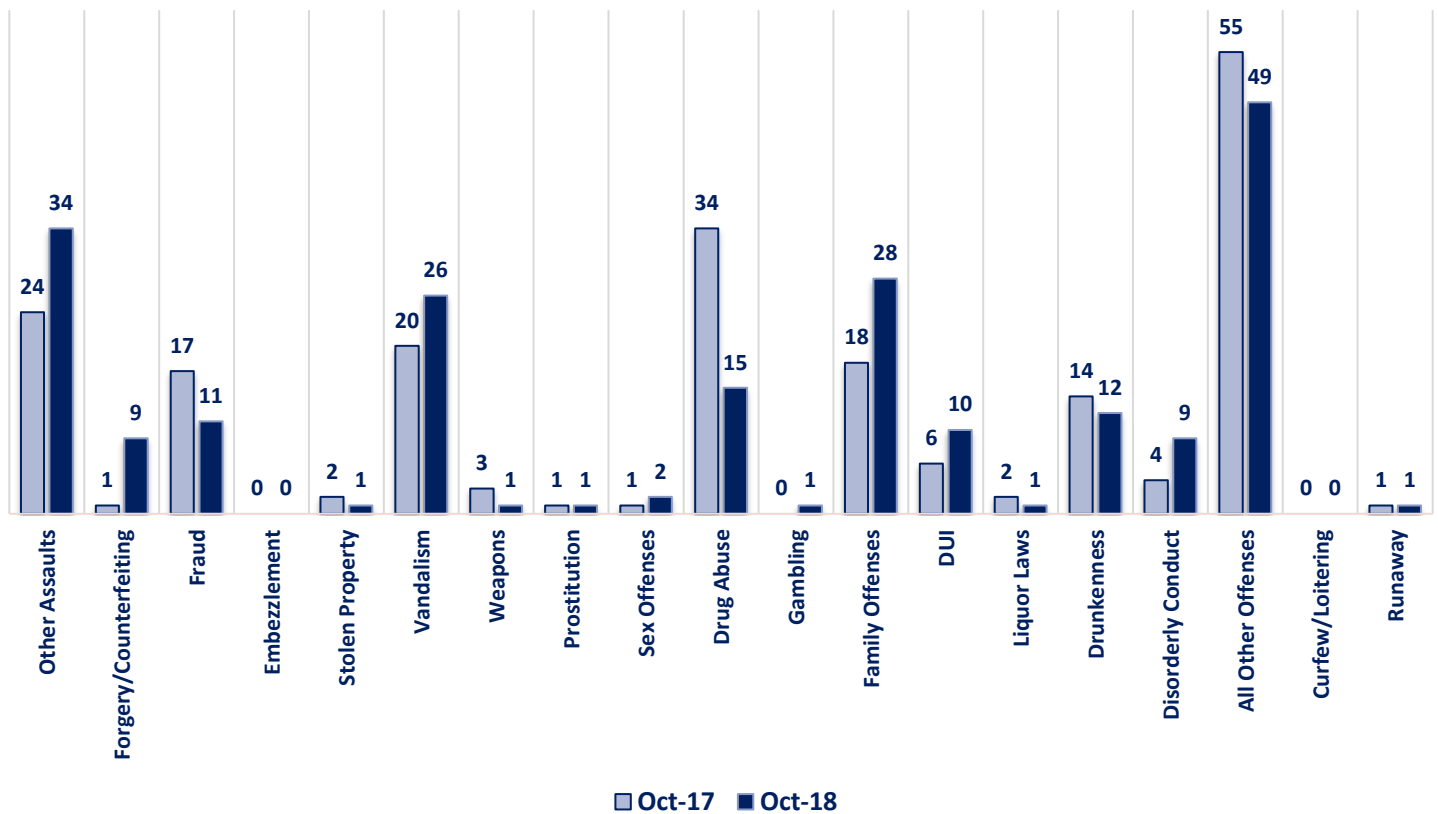
**OCTOBER 2018 - PART I & II OFFENSE PERCENTAGES**



### Part I Offenses

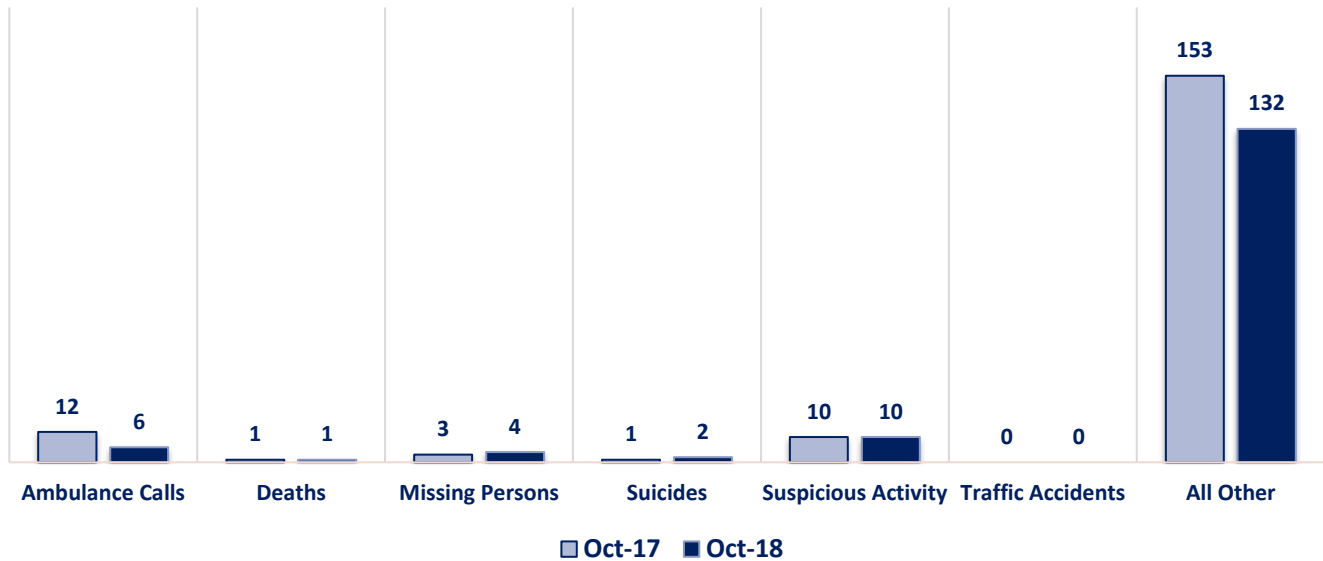


### Part II Offenses

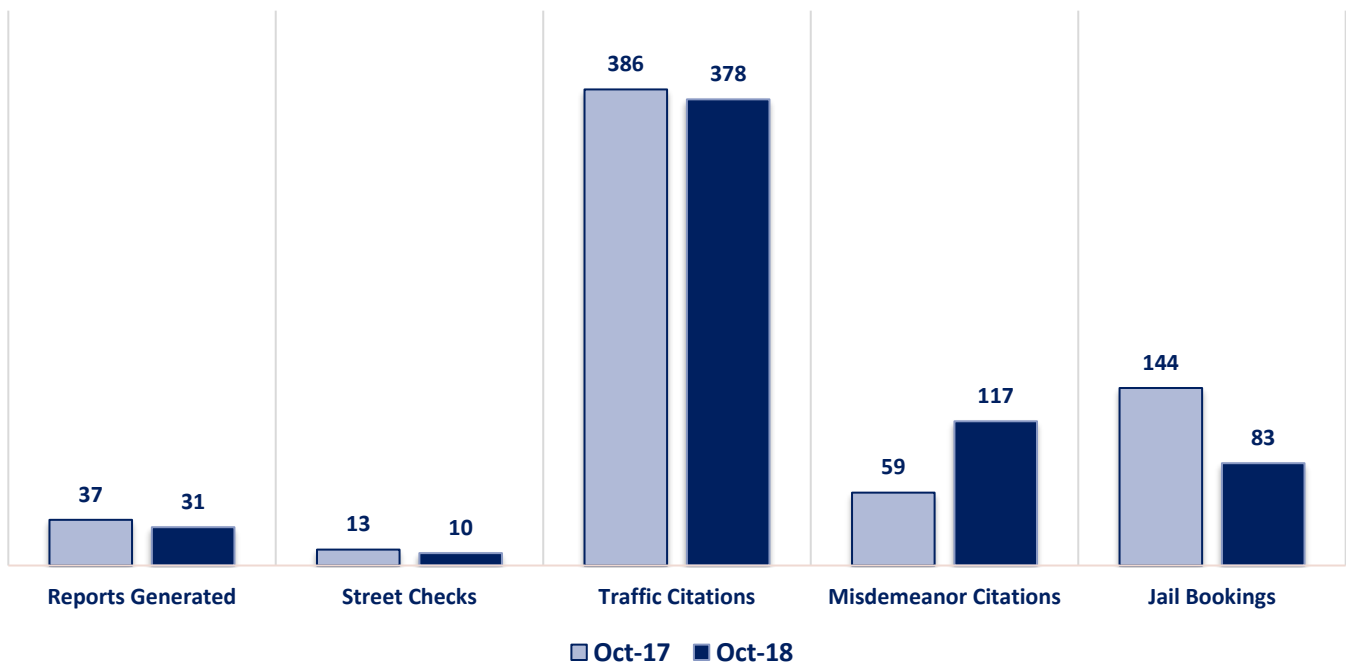




### Non-UCR Offenses

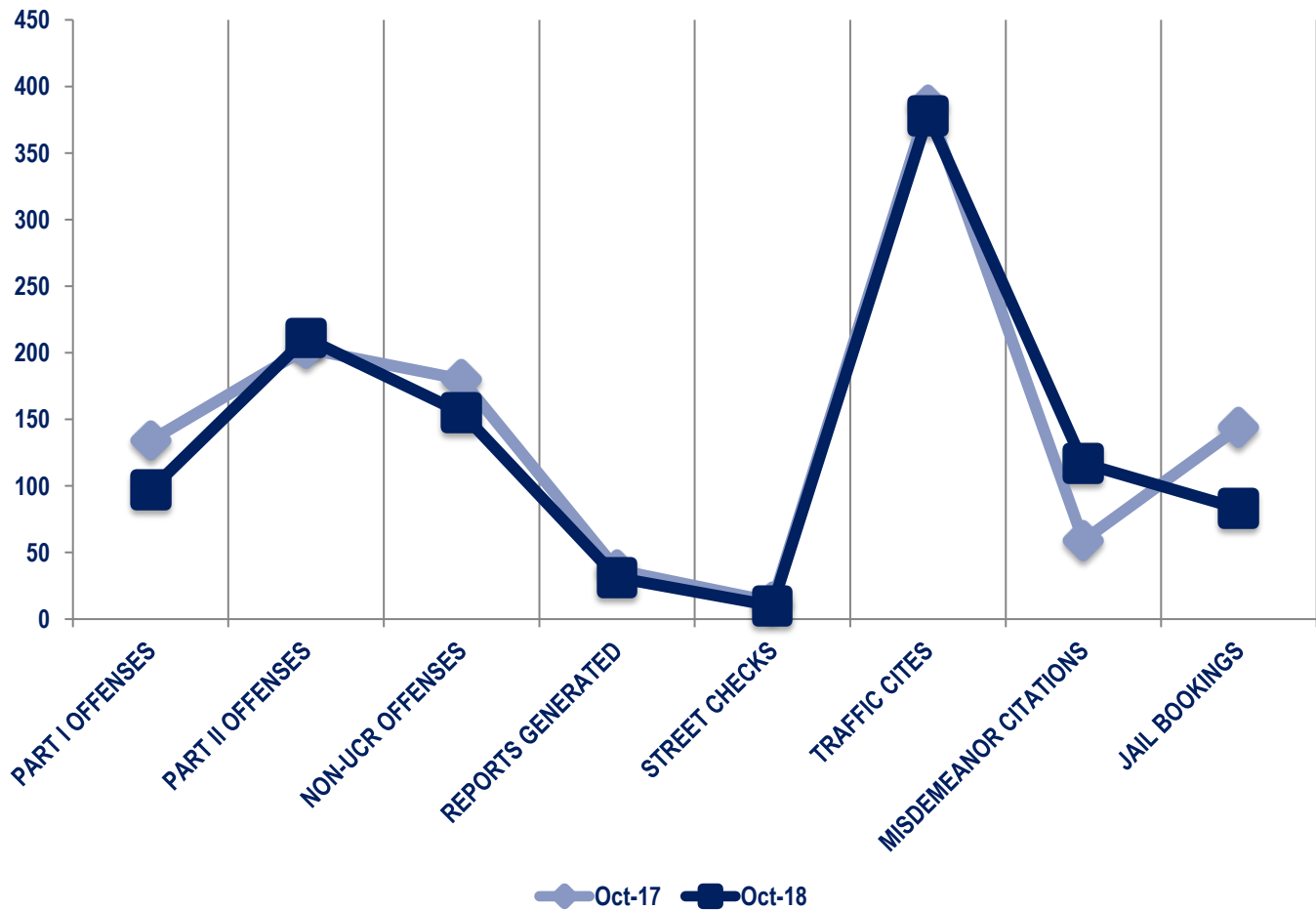


### Other Event Totals



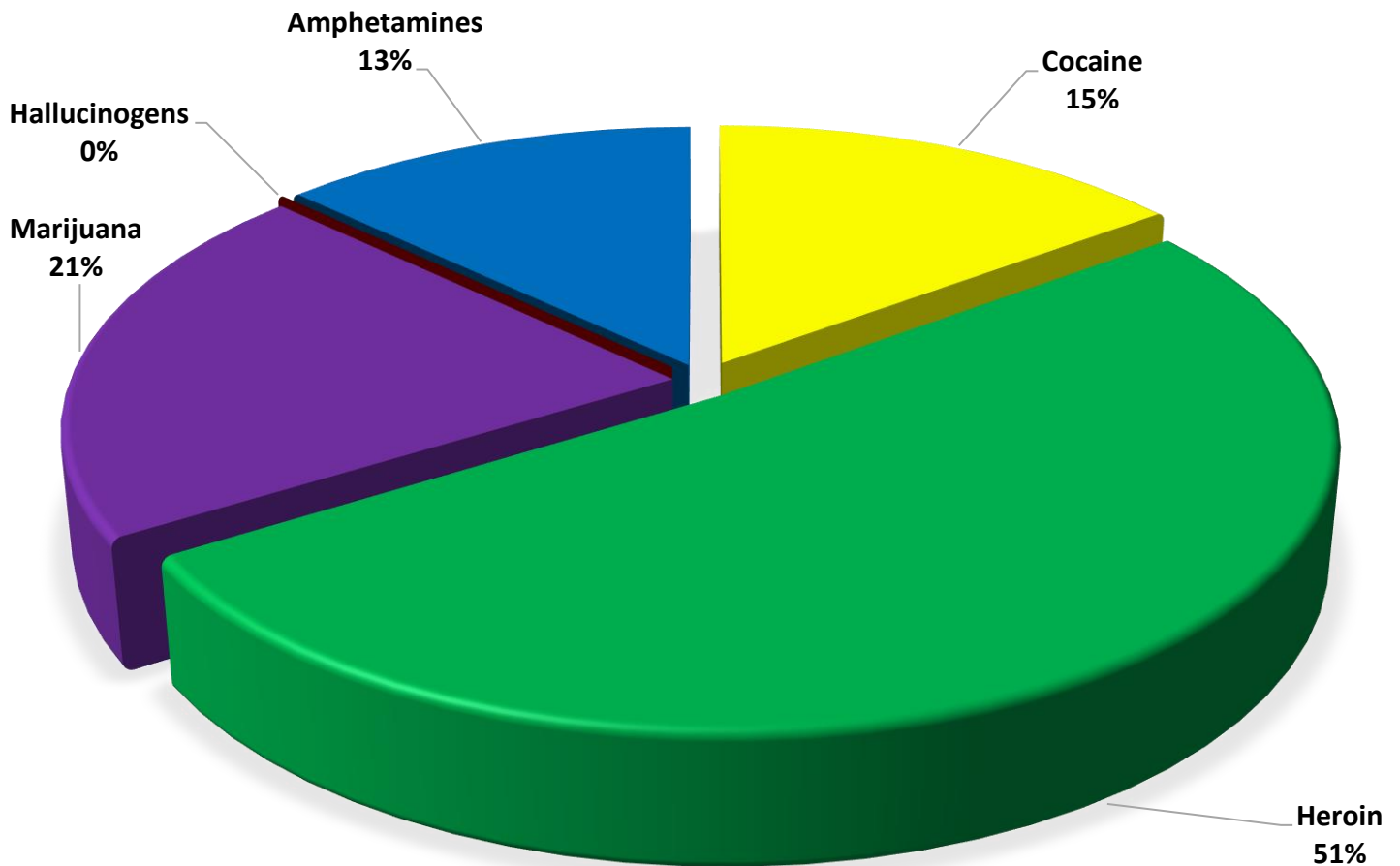
### Combined Offense/Event Trends

	OCT 2017	OCT 2018
<b>Part I Offenses</b>	134	97
<b>Part II Offenses</b>	203	211
<b>NonUCR Offenses</b>	180	155
<b>Reports Generated</b>	37	31
<b>Street Checks</b>	13	10
<b>Traffic Citations</b>	386	378
<b>Misdemeanor Citations</b>	59	117
<b>Jail Bookings</b>	144	83

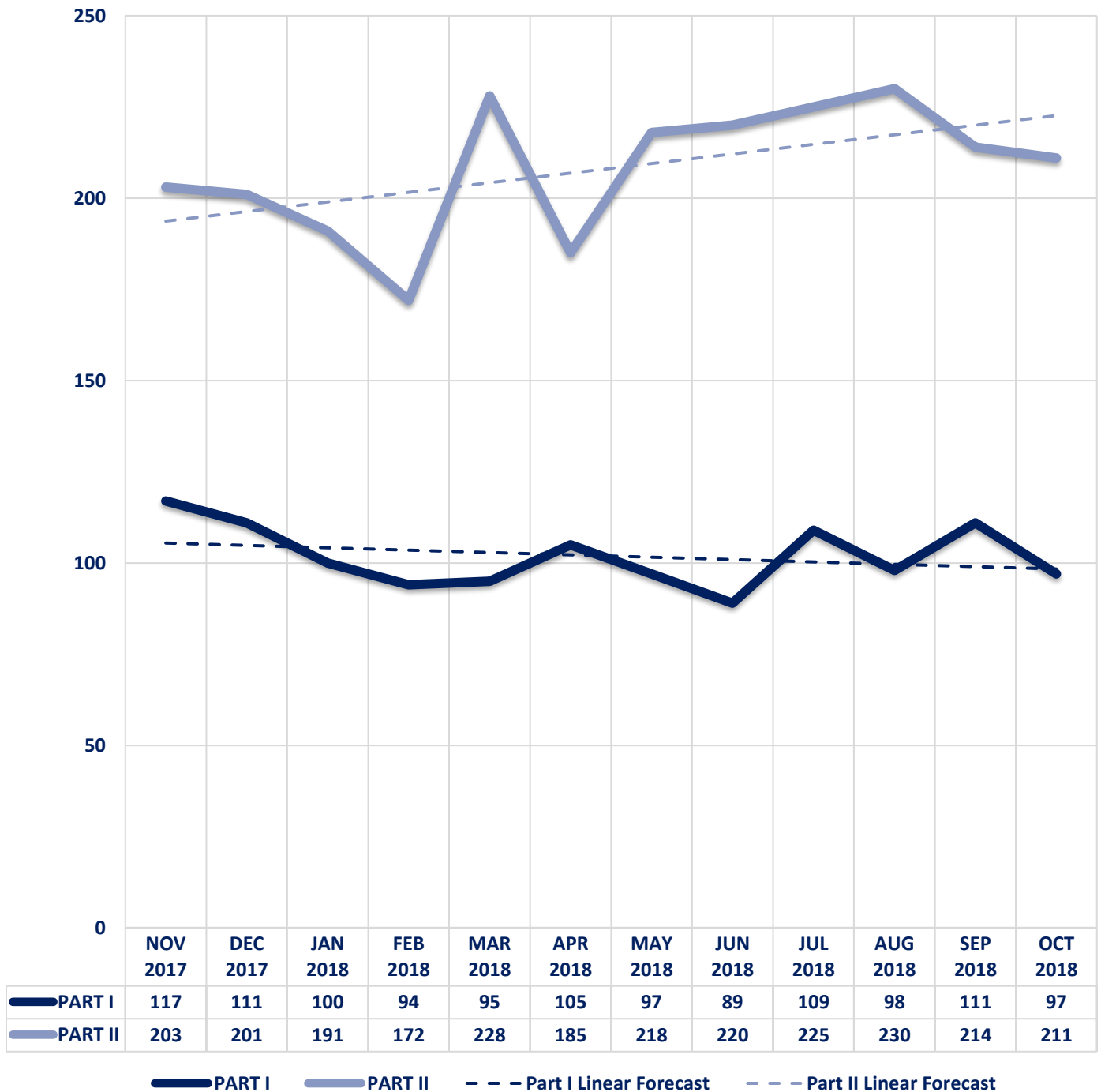


### Seized Drugs

TYPE	DOSES	STREET VALUE
Cocaine	31.0	\$ 310.00
Heroin	107.0	\$ 1,070.00
Marijuana	43.4	\$ 260.68
Hallucinogens	0.0	\$ -
Amphetamines	27.0	\$ 270.00
<b>TOTAL</b>	<b>208.4</b>	<b>\$ 1,910.68</b>



### Part I & II Offenses - One Year





## CITY COUNCIL DISTRICT #3

### MONTHLY OFFENSE SUMMARY

**NOVEMBER 2018**

These figures represent preliminary counts of original Police Incident Reports and include all offenses within the above listed City Council District only. Full statistical analysis to determine the confidence level of this data has not been performed. The results contained herein are approximate in relation to the listed area and may not fully coincide with data shown in other areas of SLCPD's Crime Statistics page such as Calls for Service, Crimes Trending, and Crime Reports due to and reflective of departmental procedures that were in place at the time the event occurred and the date this data was compiled. Results displayed are not distinguished as attempted or completed crimes, do not include other calls for police service, and only represent police service where a report was made. Police Incident Reports are classified by primary offense categories as defined by the Uniform Crime Reporting (UCR) system, however for this report all offenses are included, and each incident may have more than one offense listed on it. In cases where there is more than one offense listed, all offenses are counted individually. Although every reasonable verification effort is made, the accuracy of any data is subject to the constraints of the report generation process as well as the manner, format, and point in time of any query.

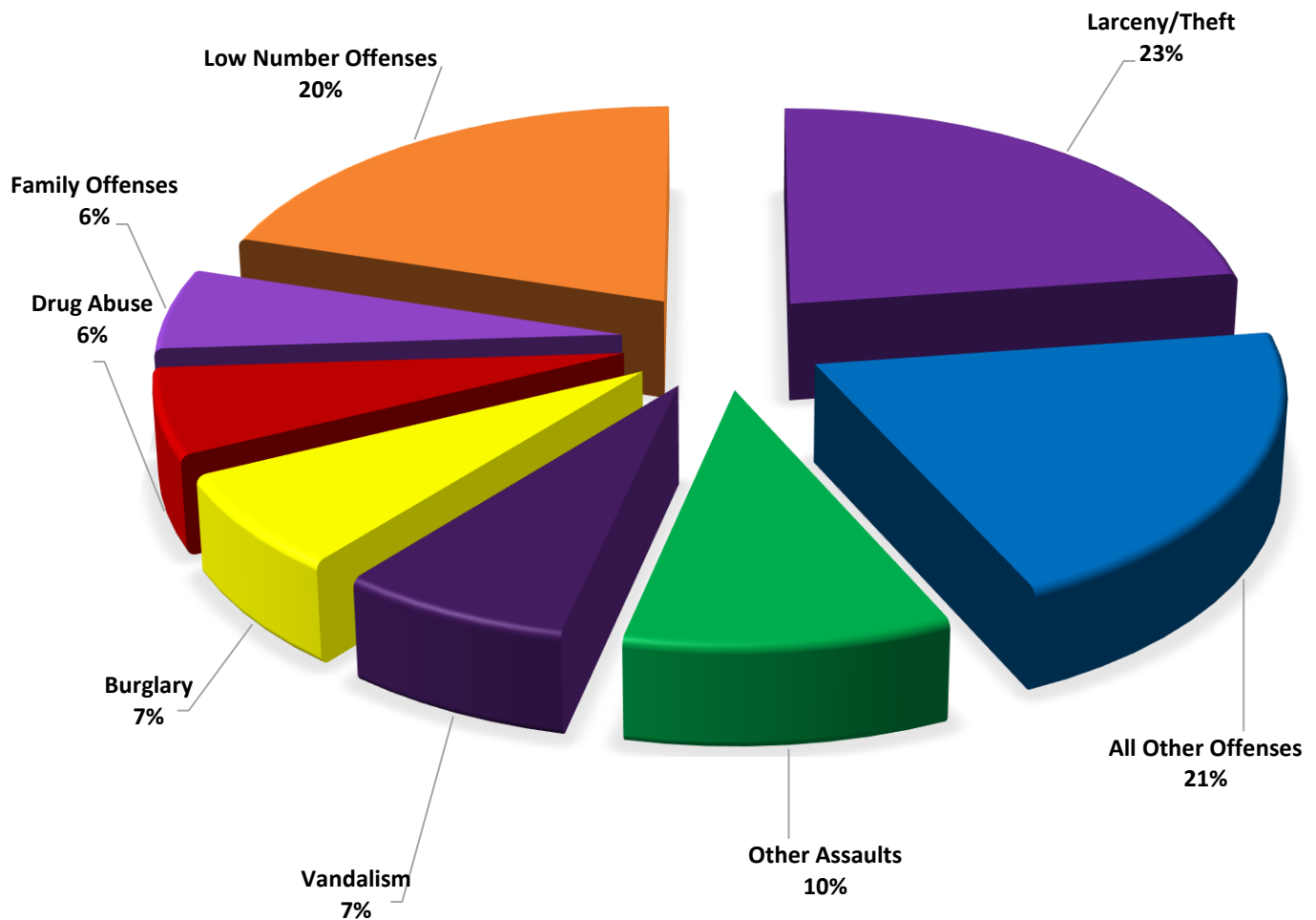
---

<b>PART I OFFENSES:</b>	Chosen by the FBI as Part I Offenses because they are serious crimes that occur with regularity in all areas of the country and are likely to be reported to Police.
<b>PART II OFFENSES:</b>	All other crimes other than the eight Part I Offenses. The Uniform Crime Reporting Program gathers only arrest data for Part II Offenses, however, SLCPD results displayed in this document display all Part II Offenses, regardless of the presence of arrest data.
<b>ALL OTHER OFFENSES:</b>	Under the Part II Offense section, 'All Other Offenses' include Peeping Tom, Trespass, Kidnap/Abduction, Pornography, Extortion/Blackmail, Bribery, Warrants, Sexual Offenses, Obstruction, Public Peace, and Hit & Run.
<b>NON-UCR OFFENSES:</b>	Non-UCR Offenses include reports for all other offenses not classified as a Part I or Part II Offense. Results displayed separate some of these offenses such as Ambulance Calls, Deaths, Missing Persons, Suicides, Suspicious Activity, and Traffic Accidents.
<b>ALL OTHER NON-UCR:</b>	Under the Non-UCR category, 'All Other' include the remainder of offenses not classified as Part I or Part II and not separated from the Non-UCR Offenses. These include things such as Loud Parties, Barking Dogs, Mentally Ill Subjects, Citizen Assistance, etc.
<b>LOW NUMBER OFFENSES:</b>	On page two, in the interest of space and allowing for easier viewing, the category titled 'Low Number Offenses' include Part I and Part II Offenses from page one that have totals under the amount of 12.

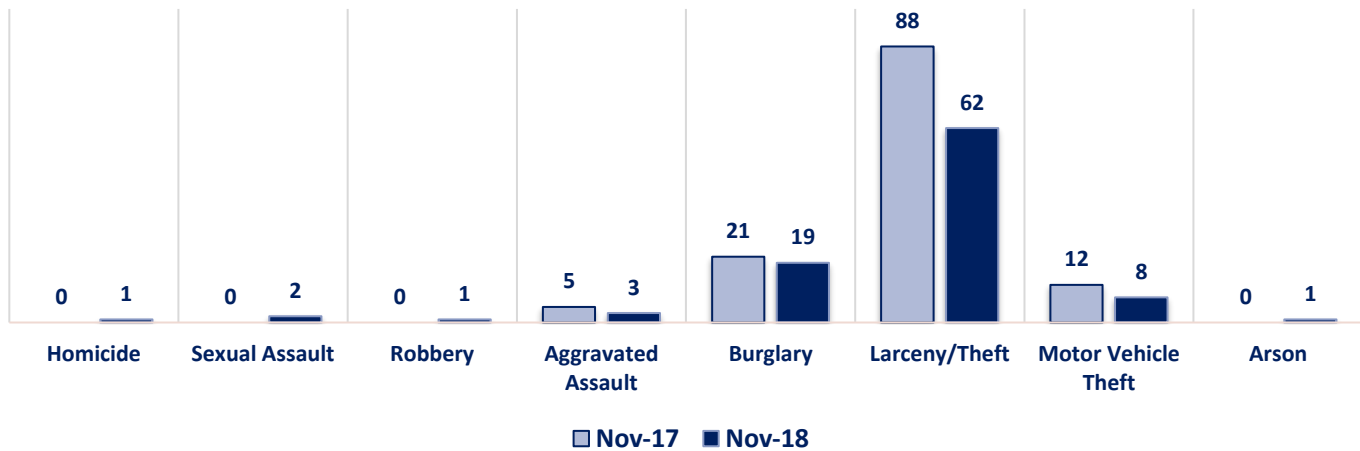
## Offenses

PART I OFFENSES	OFFENSE	NOV 17	NOV 18	OFFENSE	NOV 17	NOV 18	PART II OFFENSES
	Homicide	0	1	Other Assaults	28	28	
	Sexual Assault	0	2	Forgery/Counterfeit	0	1	
	Robbery	0	1	Fraud	10	12	
	Aggravated Assault	5	3	Embezzlement	1	0	
	Burglary	21	19	Stolen Property	1	1	
	Larceny/Theft	88	62	Vandalism	27	20	
	Motor Vehicle Theft	12	8	Weapons	3	0	
	Arson	0	1	Prostitution	1	0	
NON-UCR OFFENSES	<b>PART I TOTALS</b>	<b>126</b>	<b>97</b>	Sex Offenses	0	2	PART II OFFENSES
	Ambulance Calls	14	13	Drug Abuse	22	17	
	Deaths	2	2	Gambling	0	0	
	Missing Persons	5	2	Family Offenses	28	16	
	Suicides	0	0	DUI	7	10	
	Suspicious Activity	9	13	Liquor Laws	3	4	
	Traffic Accidents	0	0	Drunkenness	12	5	
	All Other	115	142	Disorderly Conduct	6	4	
	<b>NON-UCR TOTALS</b>	<b>145</b>	<b>172</b>	All Other Offenses	60	56	
TOTALS	<b>PART I OFFENSES</b>	<b>126</b>	<b>97</b>	Curfew/Loitering	0	0	PART II OFFENSES
	<b>PART II OFFENSES</b>	<b>209</b>	<b>176</b>	Runaway	0	0	
	<b>NON-UCR OFFENSES</b>	<b>145</b>	<b>172</b>	<b>PART II TOTALS</b>	<b>209</b>	<b>176</b>	
	<b>TOTAL</b>	<b>480</b>	<b>445</b>				

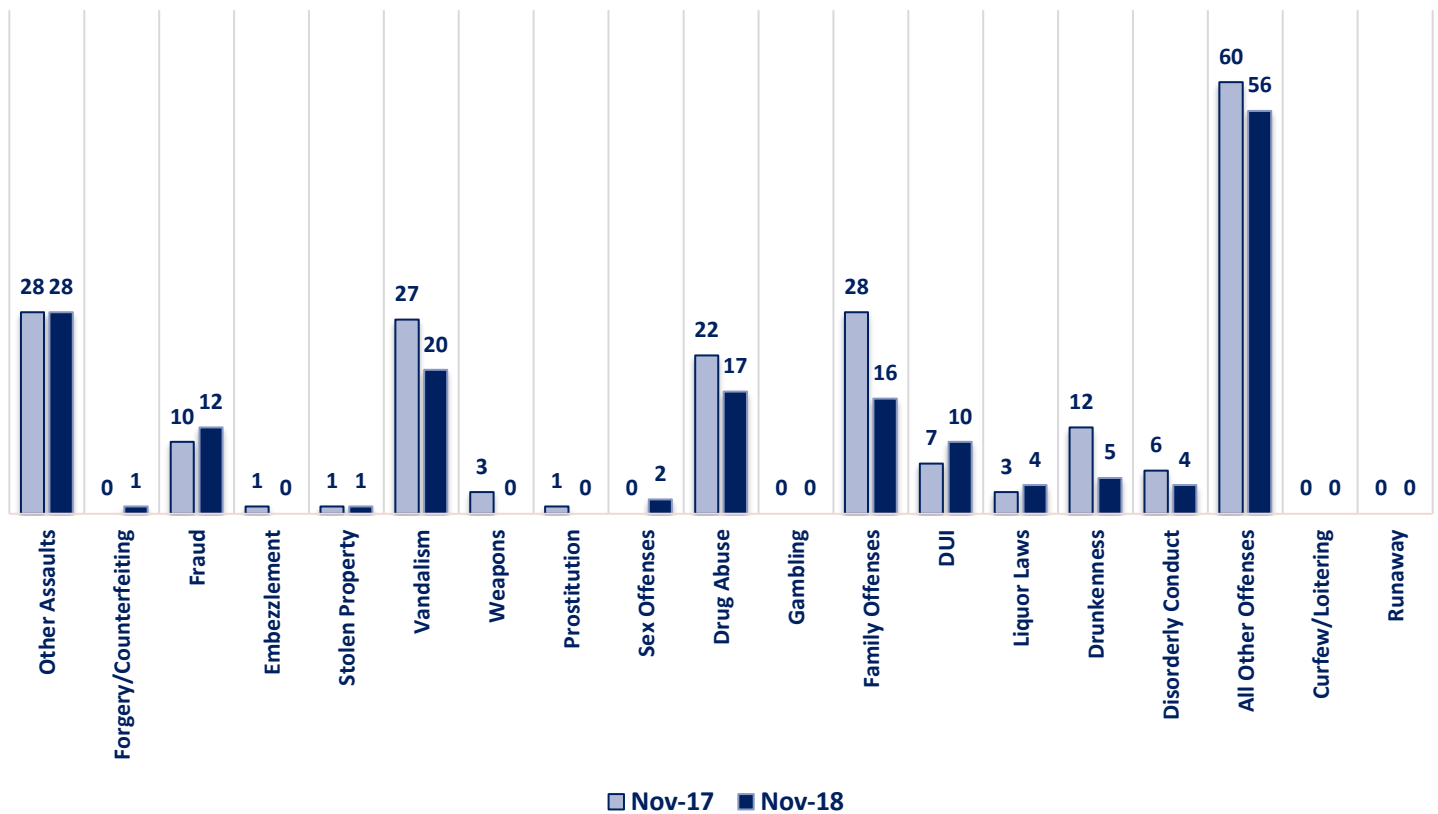
### NOVEMBER 2018 - PART I & II OFFENSE PERCENTAGES



### Part I Offenses

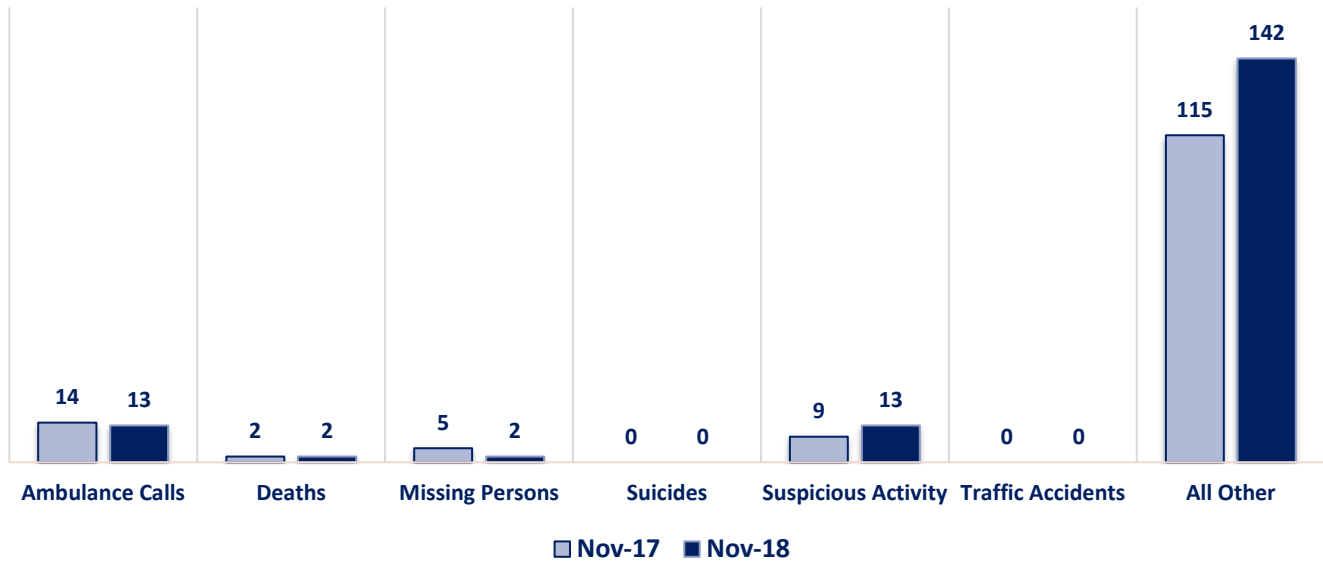


### Part II Offenses

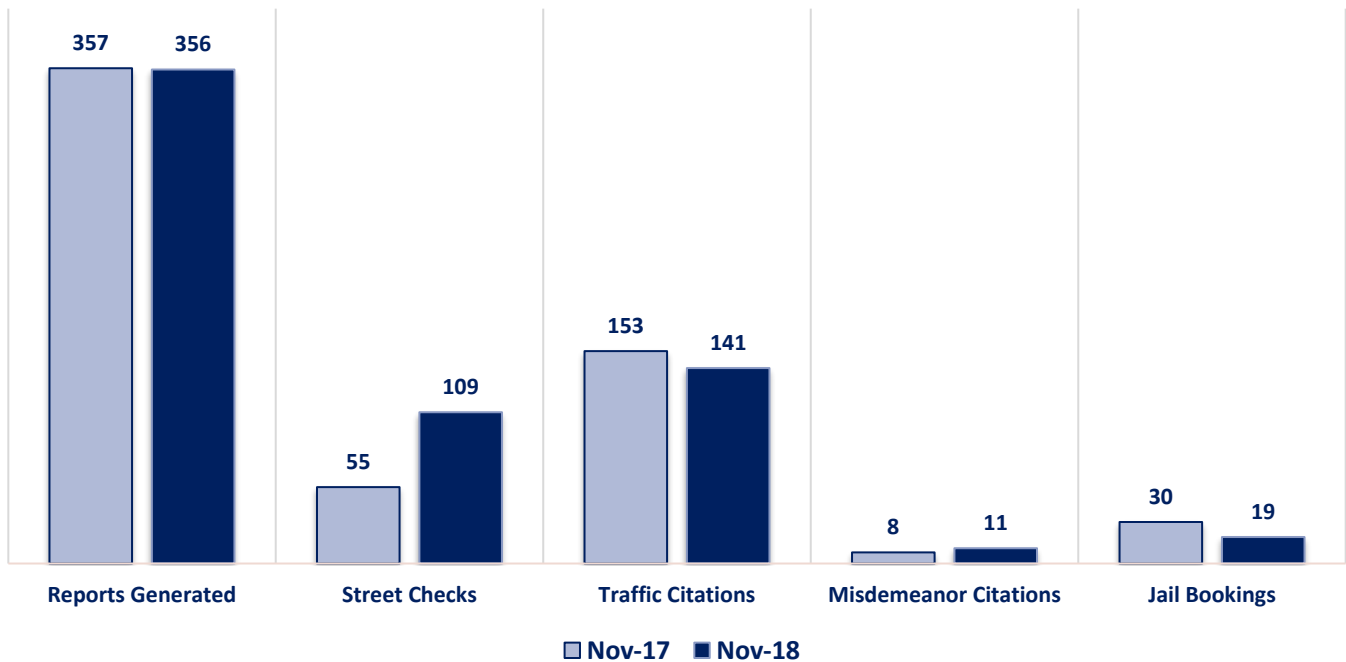




### Non-UCR Offenses

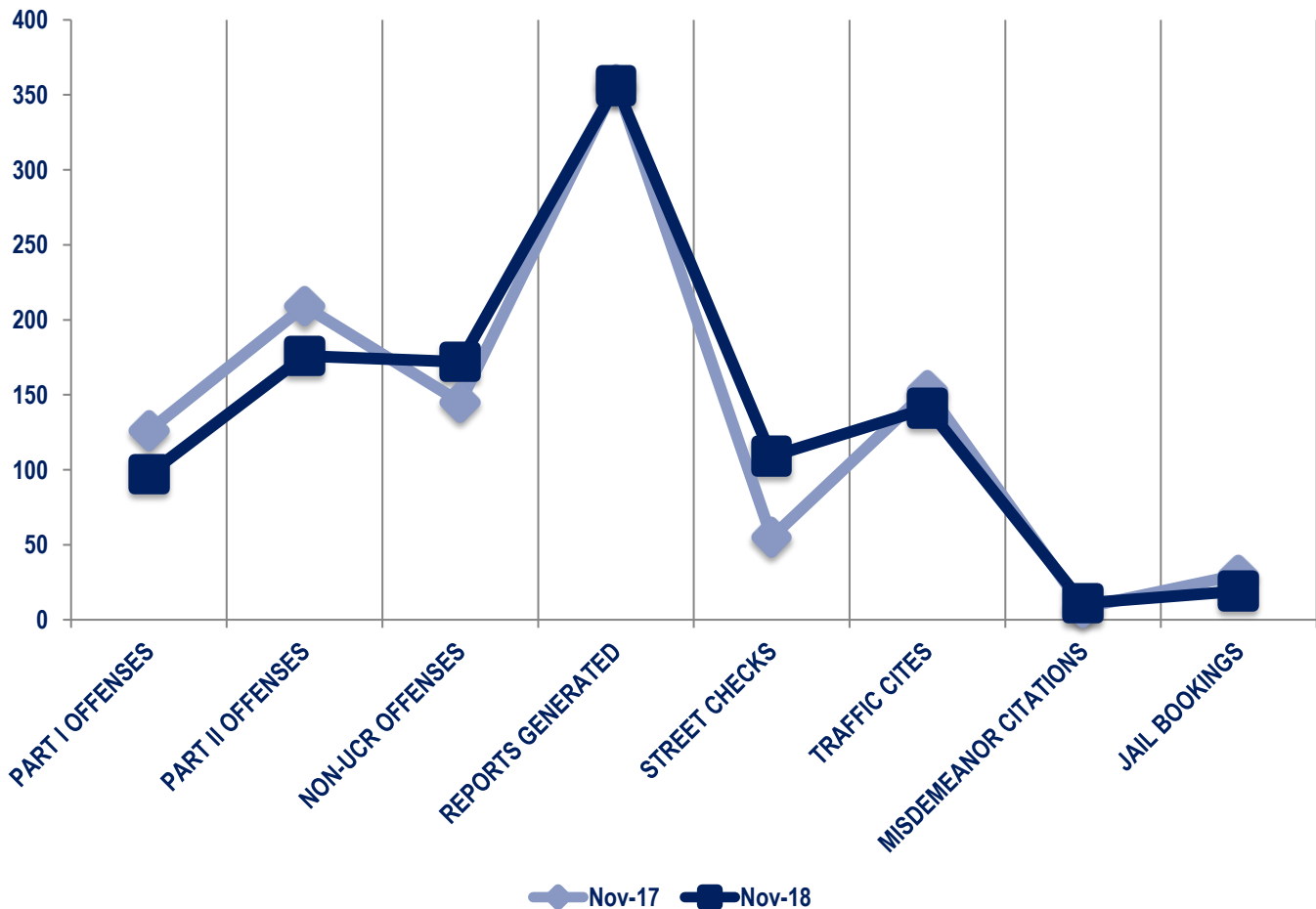


### Other Event Totals



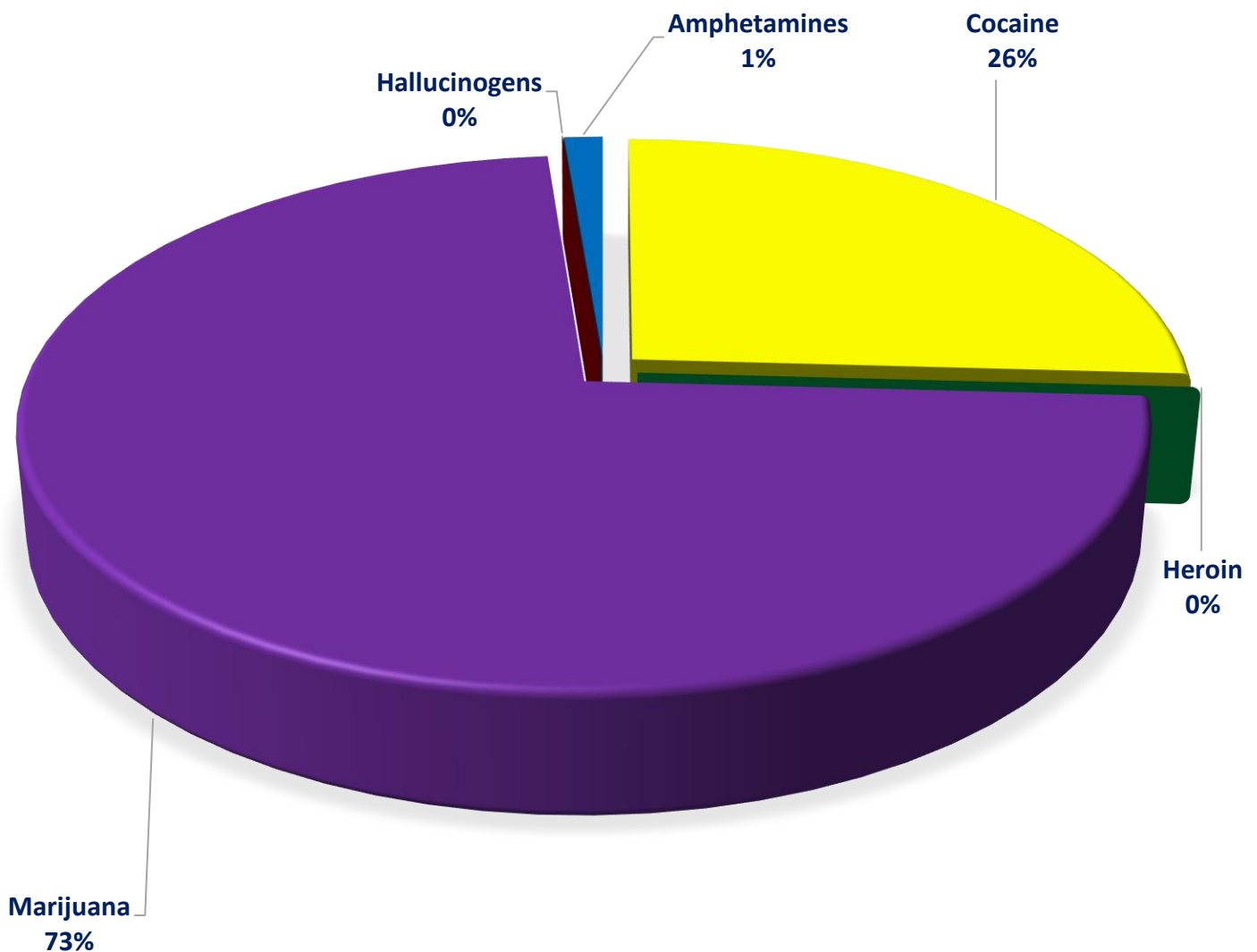
### Combined Offense/Event Trends

	NOV 2017	NOV 2018
<b>Part I Offenses</b>	126	97
<b>Part II Offenses</b>	209	176
<b>NonUCR Offenses</b>	145	172
<b>Reports Generated</b>	357	356
<b>Street Checks</b>	55	109
<b>Traffic Citations</b>	153	141
<b>Misdemeanor Citations</b>	8	11
<b>Jail Bookings</b>	30	19

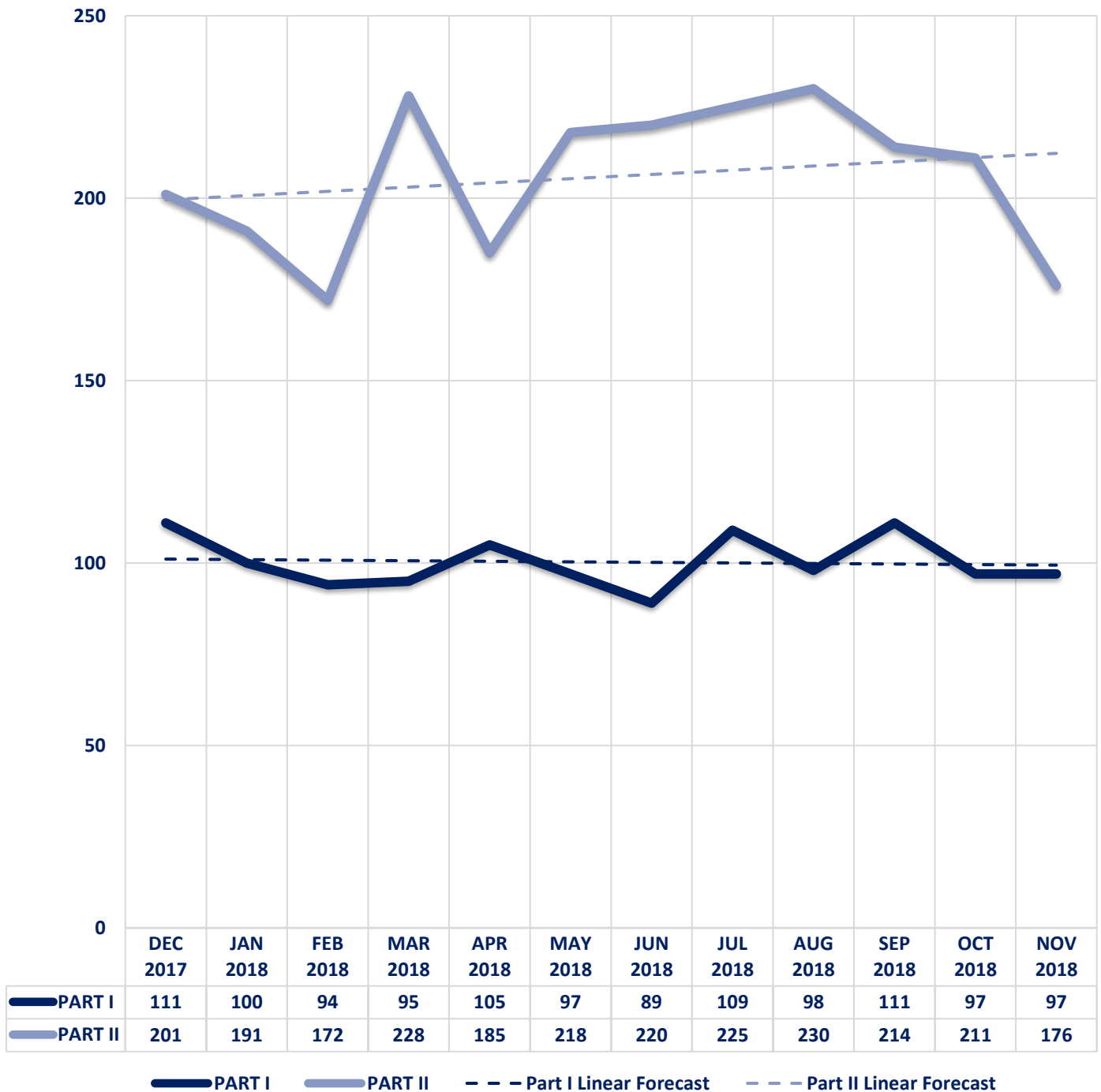


### Seized Drugs

TYPE	DOSES	STREET VALUE
Cocaine	20.0	\$ 200.00
Heroin	0.0	\$ -
Marijuana	56.3	\$ 337.75
Hallucinogens	0.0	\$ -
Amphetamines	1.0	\$ 10.00
<b>TOTAL</b>	<b>77.3</b>	<b>\$ 547.75</b>



### Part I & II Offenses - One Year





## CITY COUNCIL DISTRICT #3

### MONTHLY OFFENSE SUMMARY

DECEMBER 2018

These figures represent preliminary counts of original Police Incident Reports and include all offenses within the above listed City Council District only. Full statistical analysis to determine the confidence level of this data has not been performed. The results contained herein are approximate in relation to the listed area and may not fully coincide with data shown in other areas of SLCPD's Crime Statistics page such as Calls for Service, Crimes Trending, and Crime Reports due to and reflective of departmental procedures that were in place at the time the event occurred and the date this data was compiled. Results displayed are not distinguished as attempted or completed crimes, do not include other calls for police service, and only represent police service where a report was made. Police Incident Reports are classified by primary offense categories as defined by the Uniform Crime Reporting (UCR) system, however for this report all offenses are included, and each incident may have more than one offense listed on it. In cases where there is more than one offense listed, all offenses are counted individually. Although every reasonable verification effort is made, the accuracy of any data is subject to the constraints of the report generation process as well as the manner, format, and point in time of any query.

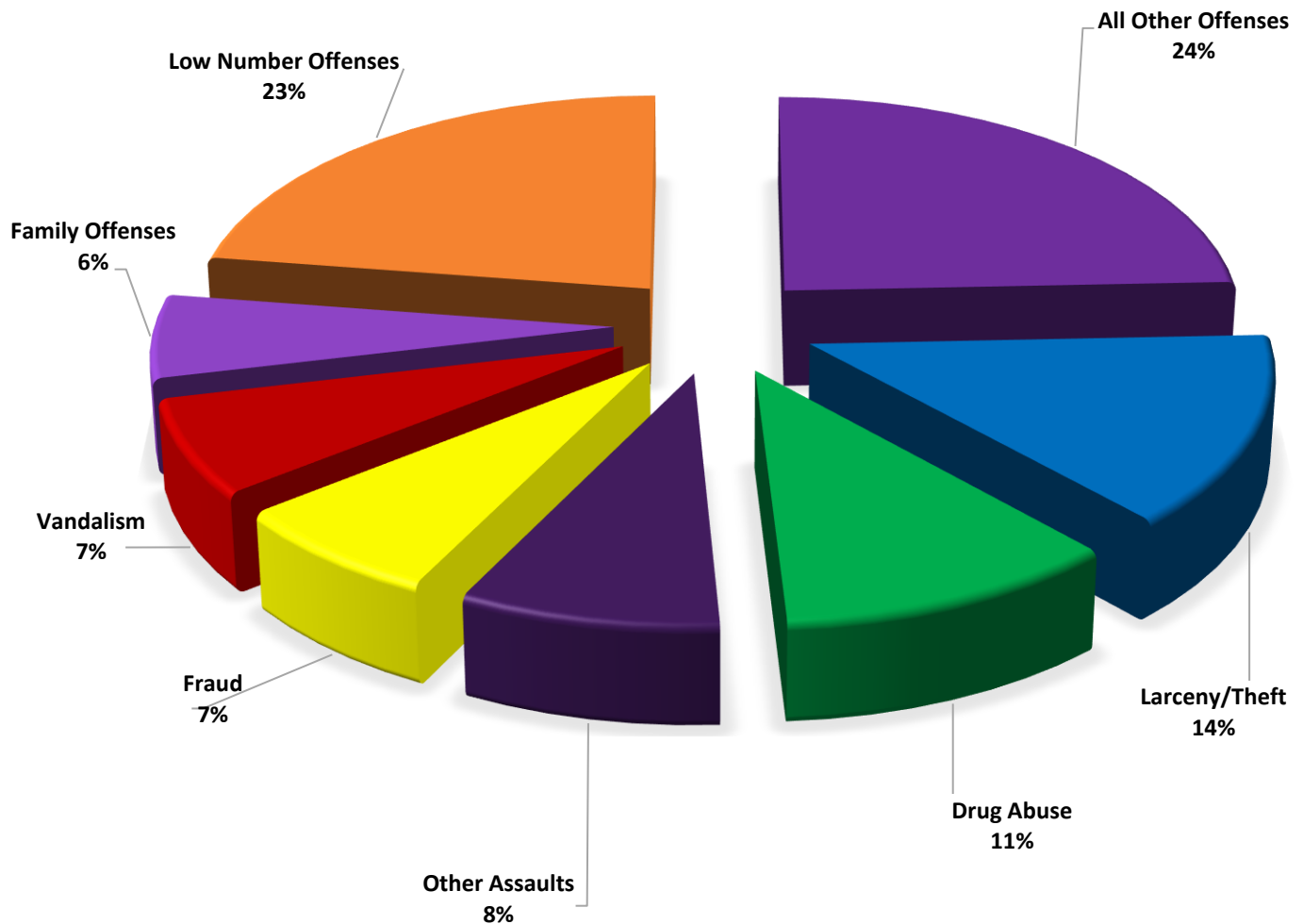
---

<b>PART I OFFENSES:</b>	Chosen by the FBI as Part I Offenses because they are serious crimes that occur with regularity in all areas of the country and are likely to be reported to Police.
<b>PART II OFFENSES:</b>	All other crimes other than the eight Part I Offenses. The Uniform Crime Reporting Program gathers only arrest data for Part II Offenses, however, SLCPD results displayed in this document display all Part II Offenses, regardless of the presence of arrest data.
<b>ALL OTHER OFFENSES:</b>	Under the Part II Offense section, 'All Other Offenses' include Peeping Tom, Trespass, Kidnap/Abduction, Pornography, Extortion/Blackmail, Bribery, Warrants, Sexual Offenses, Obstruction, Public Peace, and Hit & Run.
<b>NON-UCR OFFENSES:</b>	Non-UCR Offenses include reports for all other offenses not classified as a Part I or Part II Offense. Results displayed separate some of these offenses such as Ambulance Calls, Deaths, Missing Persons, Suicides, Suspicious Activity, and Traffic Accidents.
<b>ALL OTHER NON-UCR:</b>	Under the Non-UCR category, 'All Other' include the remainder of offenses not classified as Part I or Part II and not separated from the Non-UCR Offenses. These include things such as Loud Parties, Barking Dogs, Mentally Ill Subjects, Citizen Assistance, etc.
<b>LOW NUMBER OFFENSES:</b>	On page two, in the interest of space and allowing for easier viewing, the category titled 'Low Number Offenses' include Part I and Part II Offenses from page one that have totals under the amount of 9.

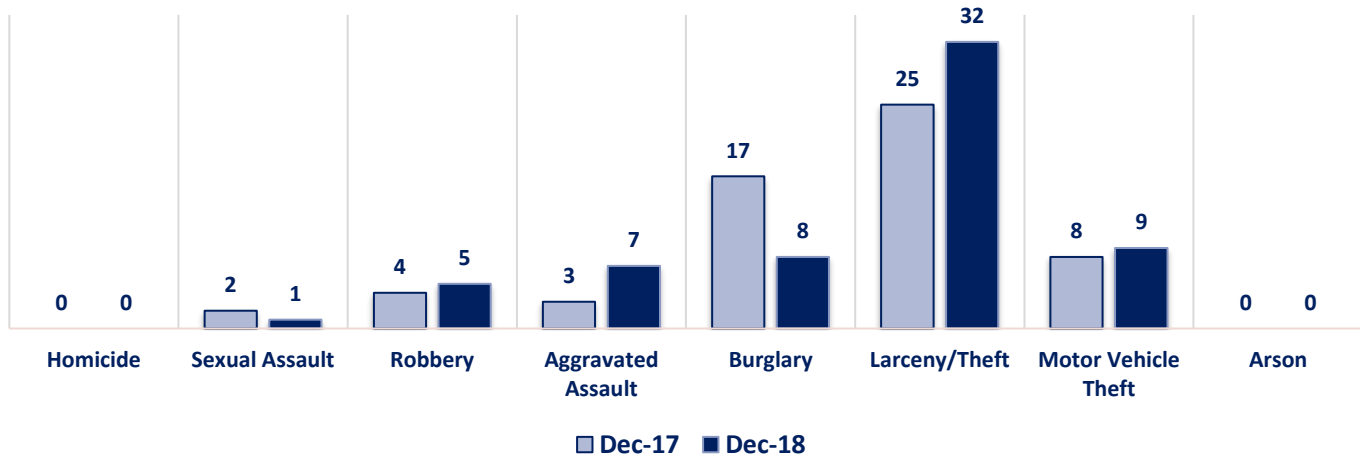
## Offenses

PART I OFFENSES	OFFENSE	DEC 17	DEC 18	OFFENSE	DEC 17	DEC 18	PART II OFFENSES
	Homicide	0	0	Other Assaults	31	19	
	Sexual Assault	2	1	Forgery/Counterfeit	0	2	
	Robbery	4	5	Fraud	9	16	
	Aggravated Assault	3	7	Embezzlement	0	0	
	Burglary	17	8	Stolen Property	3	6	
	Larceny/Theft	25	32	Vandalism	34	16	
	Motor Vehicle Theft	8	9	Weapons	2	1	
	Arson	0	0	Prostitution	3	2	
NON-UCR OFFENSES	PART I TOTALS	59	62	Sex Offenses	5	0	PART II OFFENSES
	Ambulance Calls	13	7	Drug Abuse	24	25	
	Deaths	2	3	Gambling	0	0	
	Missing Persons	1	3	Family Offenses	15	14	
	Suicides	0	0	DUI	5	4	
	Suspicious Activity	8	9	Liquor Laws	2	0	
	Traffic Accidents	0	0	Drunkenness	12	2	
	All Other	121	150	Disorderly Conduct	4	2	
	NON-UCR TOTALS	145	172	All Other Offenses	60	56	
TOTALS	PART I OFFENSES	59	62	Curfew/Loitering	0	2	PART II OFFENSES
	PART II OFFENSES	212	168	Runaway	3	1	
	NON-UCR OFFENSES	145	172	PART II TOTALS	212	168	
	TOTAL	416	402				

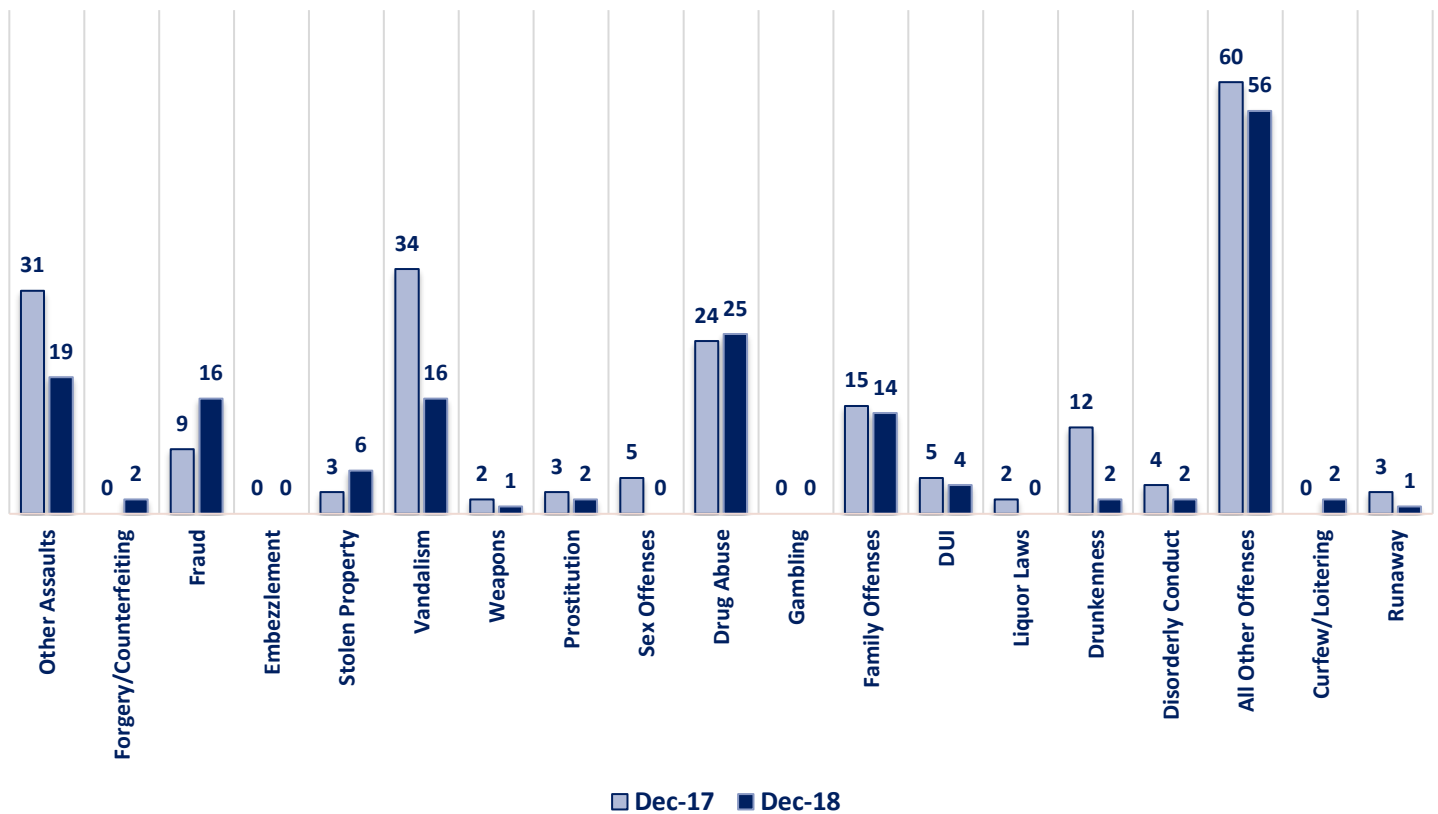
**DECEMBER 2018 - PART I & II OFFENSE PERCENTAGES**



### Part I Offenses

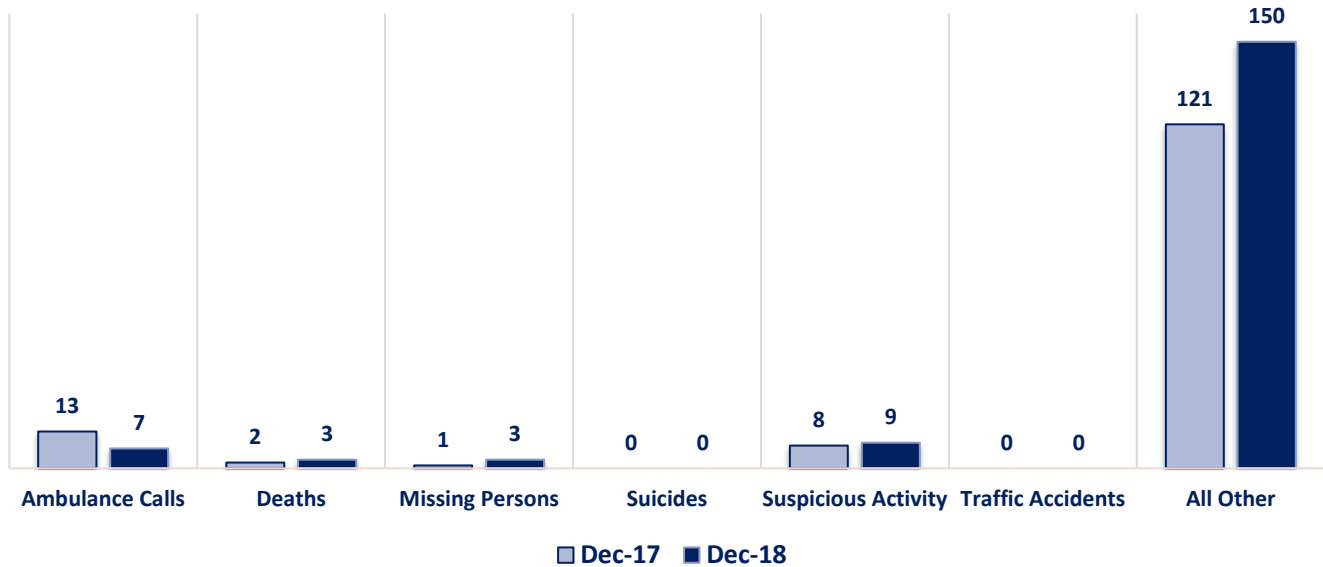


### Part II Offenses

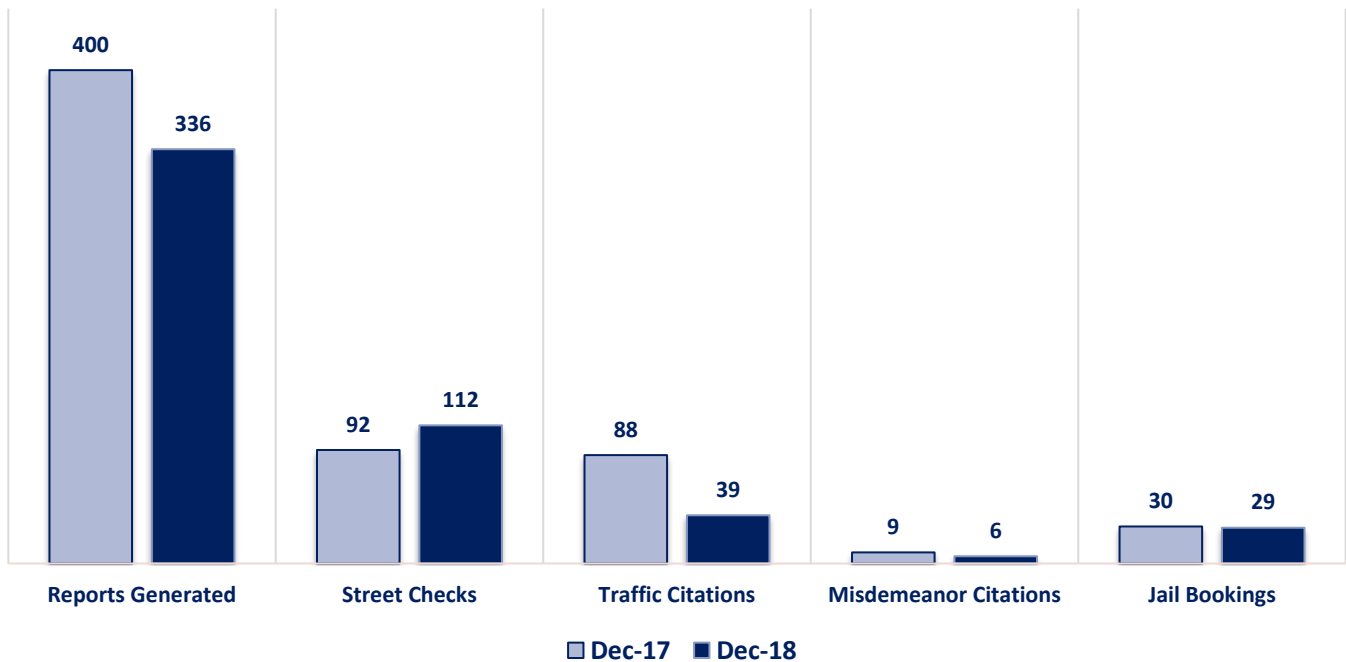




### Non-UCR Offenses

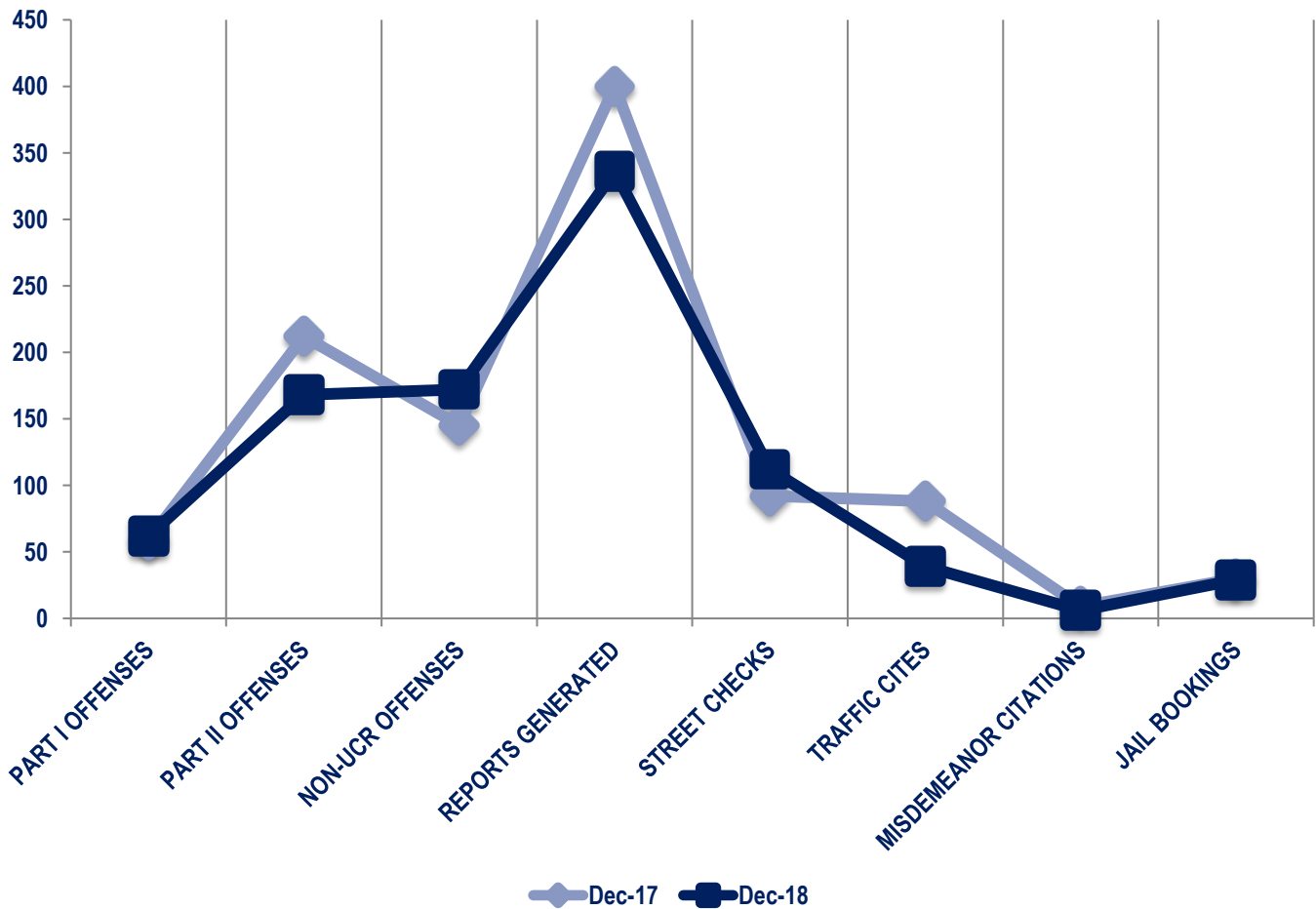


### Other Event Totals



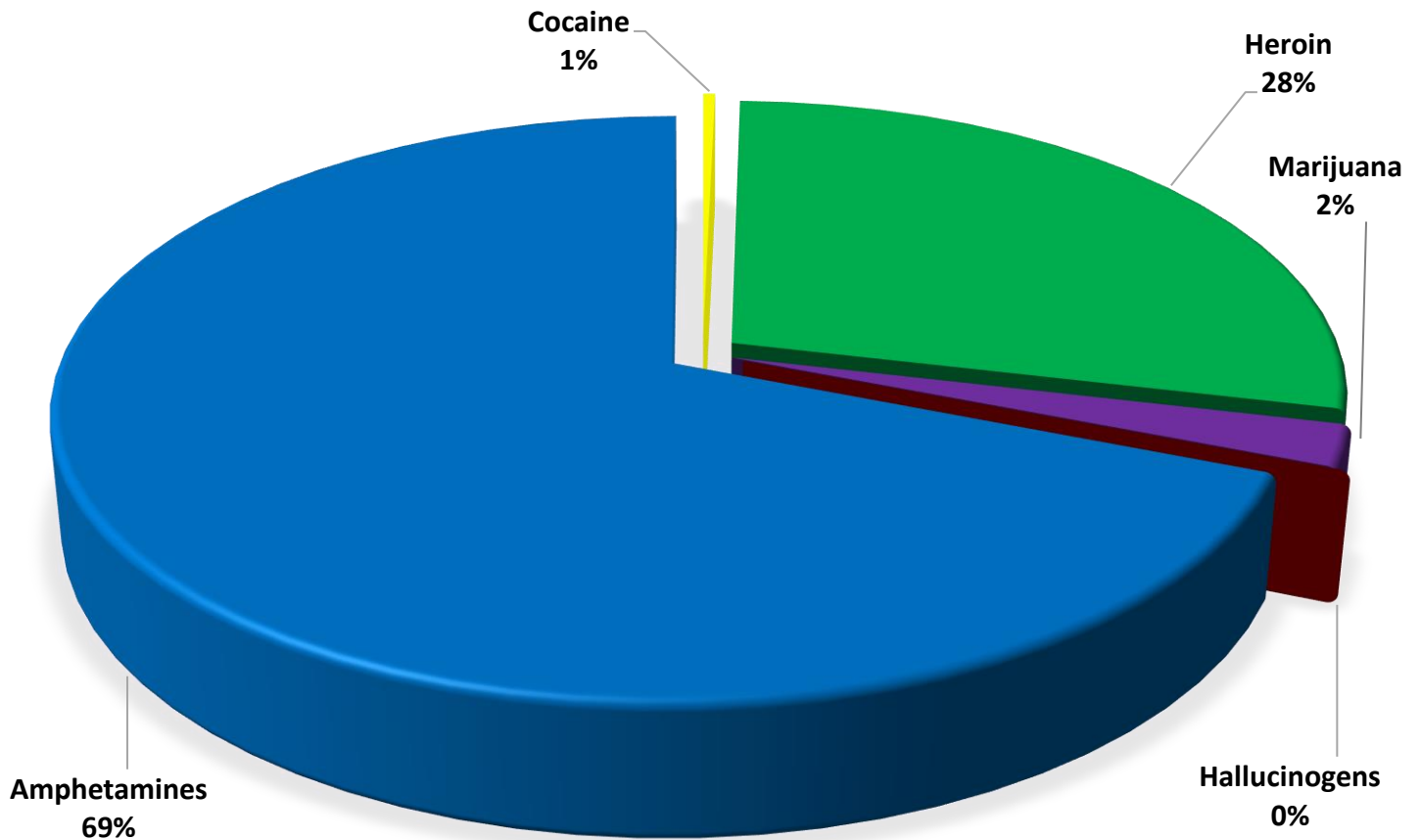
### Combined Offense/Event Trends

	DEC 2017	DEC 2018
<b>Part I Offenses</b>	59	62
<b>Part II Offenses</b>	212	168
<b>NonUCR Offenses</b>	145	172
<b>Reports Generated</b>	400	336
<b>Street Checks</b>	92	112
<b>Traffic Citations</b>	88	39
<b>Misdemeanor Citations</b>	9	6
<b>Jail Bookings</b>	30	29



### Seized Drugs

TYPE	DOSES	STREET VALUE
Cocaine	3.0	\$ 30.00
Heroin	231.5	\$ 2,315.00
Marijuana	18.7	\$ 112.49
Hallucinogens	0.0	\$ -
Amphetamines	565.1	\$ 5,651.00
<b>TOTAL</b>	<b>818.3</b>	<b>\$ 8,108.49</b>



### Part I & II Offenses - One Year

