



CITY COUNCIL DISTRICT #4

MONTHLY OFFENSE SUMMARY

JANUARY 2018

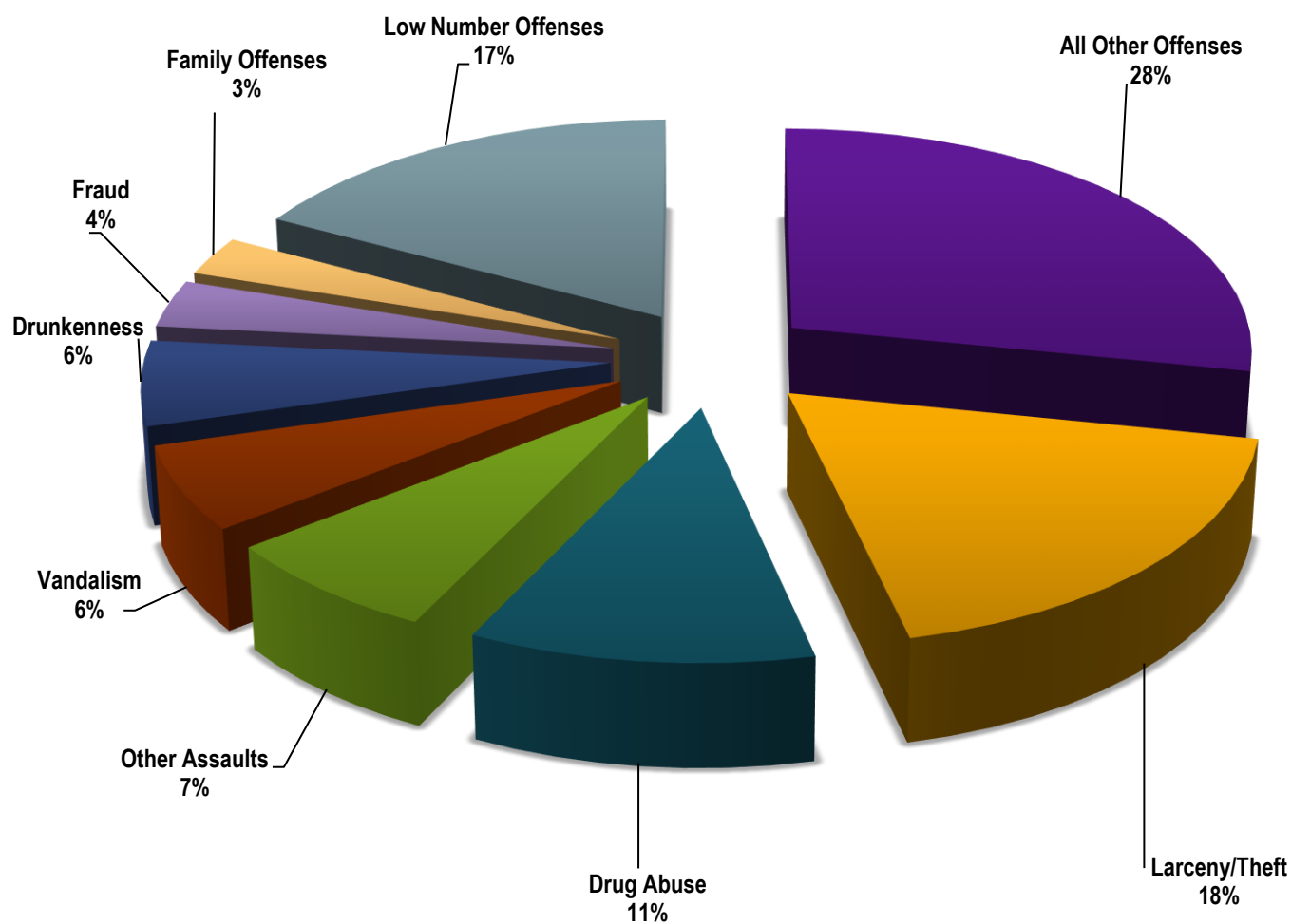
These figures represent preliminary counts of original Police Incident Reports and include all offenses within the above listed City Council District only. Full statistical analysis to determine the confidence level of this data has not been performed. The results contained herein are approximate in relation to the listed area and may not fully coincide with data shown in other areas of SLCPD's Crime Statistics page such as Calls for Service, Crimes Trending, and Crime Reports due to and reflective of departmental procedures that were in place at the time the event occurred and the date this data was compiled. Results displayed are not distinguished as attempted or completed crimes, do not include other calls for police service, and only represent police service where a report was made. Police Incident Reports are classified by primary offense categories as defined by the Uniform Crime Reporting (UCR) system. However, data is not subjected to any other standards set forth under UCR. Although every reasonable verification effort is made, the accuracy of any data is subject to the constraints of the report generation process as well as the manner, format, and point in time of any query.

| | |
|-----------------------------|--|
| PART I OFFENSES: | Chosen by the FBI as Part I Offenses because they are serious crimes that occur with regularity in all areas of the country and are likely to be reported to Police. |
| PART II OFFENSES: | All other crimes other than the eight Part I Offenses. The Uniform Crime Reporting Program gathers only arrest data for Part II Offenses, however, SLCPD results displayed in this document display all Part II Offenses, regardless of the presence of arrest data. |
| ALL OTHER OFFENSES: | Under the Part II Offense section, 'All Other Offenses' include Peeping Tom, Trespass, Kidnap/Abduction, Pornography, Extortion/Blackmail, Bribery, Warrants, Sexual Offenses, Obstruction, Public Peace, and Hit & Run. |
| NON-UCR OFFENSES: | Non-UCR Offenses include reports for all other offenses not classified as a Part I or Part II Offense. Results displayed separate some of these offenses such as Ambulance Calls, Deaths, Missing Persons, Suicides, Suspicious Activity, and Traffic Accidents. |
| ALL OTHER NON-UCR: | Under the Non-UCR category, 'All Other' include the remainder of offenses not classified as Part I or Part II and not separated from the Non-UCR Offenses. These include things such as Loud Parties, Barking Dogs, Mentally Ill Subjects, Citizen Assistance, etc. |
| LOW NUMBER OFFENSES: | On page two, in the interest of space and allowing for easier viewing, the category titled 'Low Number Offenses' include Part I and Part II Offenses from page one that have totals under the amount of 30. |

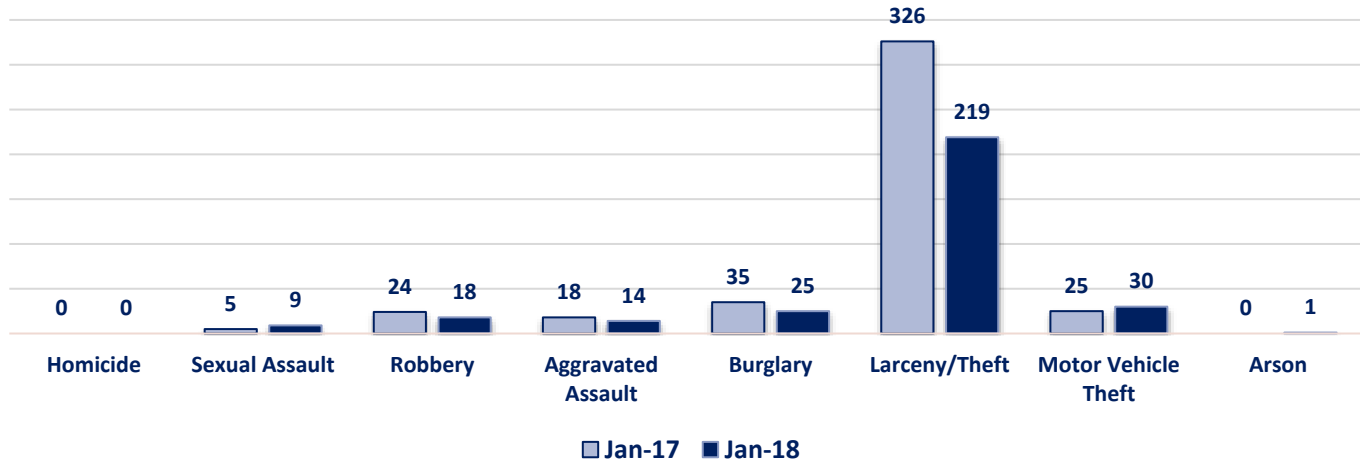
Offenses

| PART I OFFENSES | OFFENSE | JAN 17 | JAN 18 | OFFENSE | JAN 17 | JAN 18 | PART II OFFENSES |
|------------------|---------------------|--------|--------|---------------------|--------|--------|------------------|
| | Homicide | 0 | 0 | Other Assaults | 110 | 86 | |
| | Sexual Assault | 5 | 9 | Forgery/Counterfeit | 23 | 17 | |
| | Robbery | 24 | 18 | Fraud | 56 | 41 | |
| | Aggravated Assault | 18 | 14 | Embezzlement | 0 | 1 | |
| | Burglary | 35 | 25 | Stolen Property | 16 | 7 | |
| | Larceny/Theft | 326 | 219 | Vandalism | 51 | 73 | |
| | Motor Vehicle Theft | 25 | 30 | Weapons | 8 | 10 | |
| | Arson | 0 | 1 | Prostitution | 6 | 17 | |
| NON-UCR OFFENSES | PART I TOTALS | 433 | 316 | Sex Offenses | 10 | 4 | |
| | Ambulance Calls | 101 | 56 | Drug Abuse | 458 | 129 | |
| | Deaths | 6 | 10 | Gambling | 0 | 0 | |
| | Missing Persons | 13 | 11 | Family Offenses | 47 | 34 | |
| | Suicides | 0 | 2 | DUI | 41 | 19 | |
| | Suspicious Activity | 21 | 21 | Liquor Laws | 24 | 10 | |
| | Traffic Accidents | 147 | 129 | Drunkenness | 83 | 73 | |
| | All Other | 516 | 343 | Disorderly Conduct | 25 | 13 | |
| | NON-UCR TOTALS | 804 | 572 | All Other Offenses | 579 | 337 | |
| TOTALS | PART I OFFENSES | 433 | 316 | Curfew/Loitering | 0 | 0 | |
| | PART II OFFENSES | 1548 | 881 | Runaway | 11 | 10 | |
| | NON-UCR OFFENSES | 804 | 572 | PART II TOTALS | 1548 | 881 | |
| TOTAL | | 2785 | 1769 | | | | |

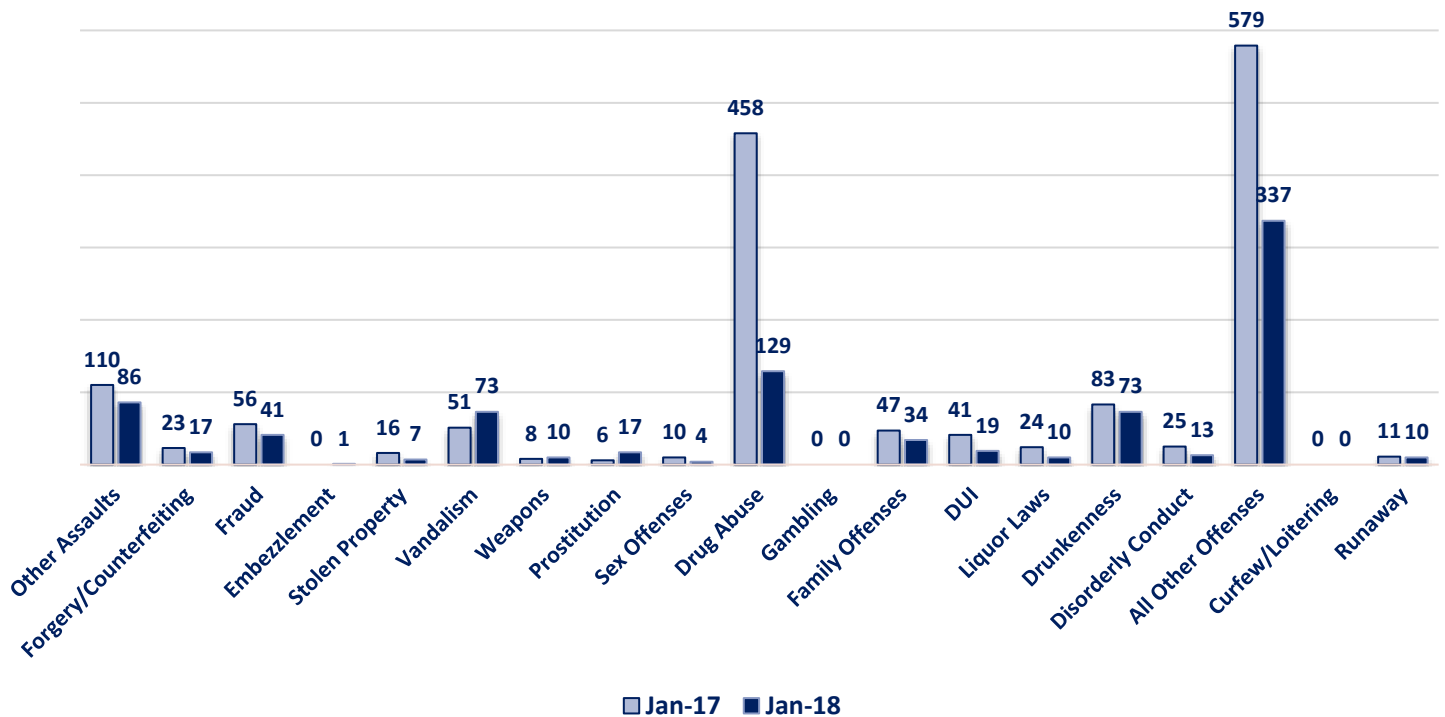
JANUARY 2018 - Part I & II Offense Percentages



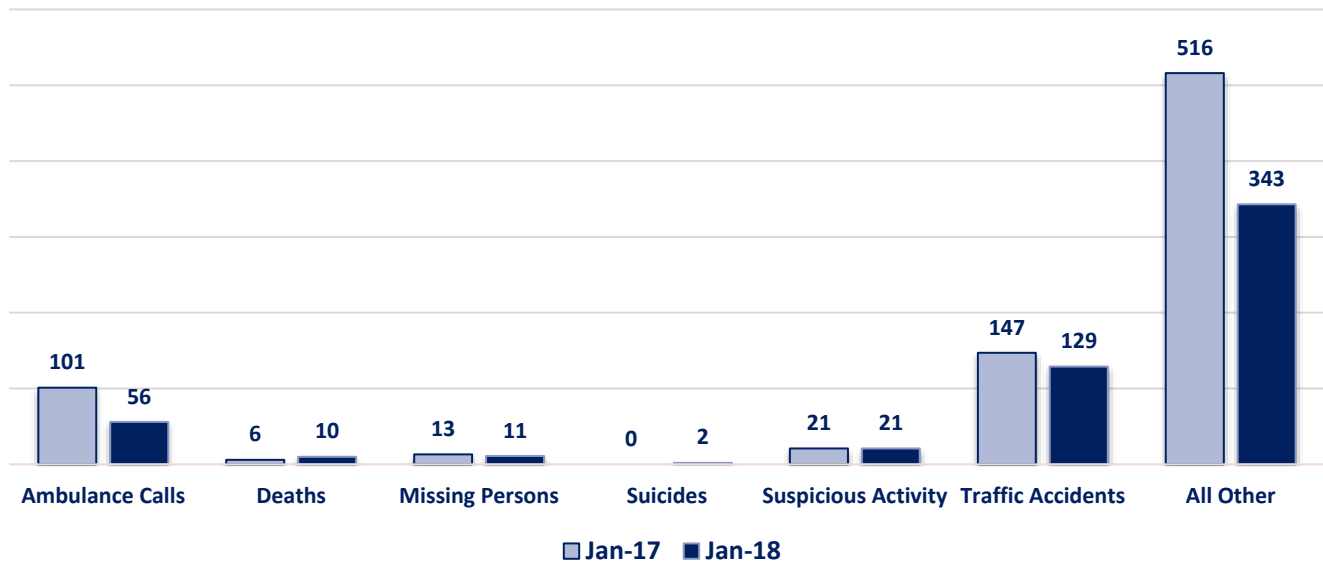
Part I Offenses



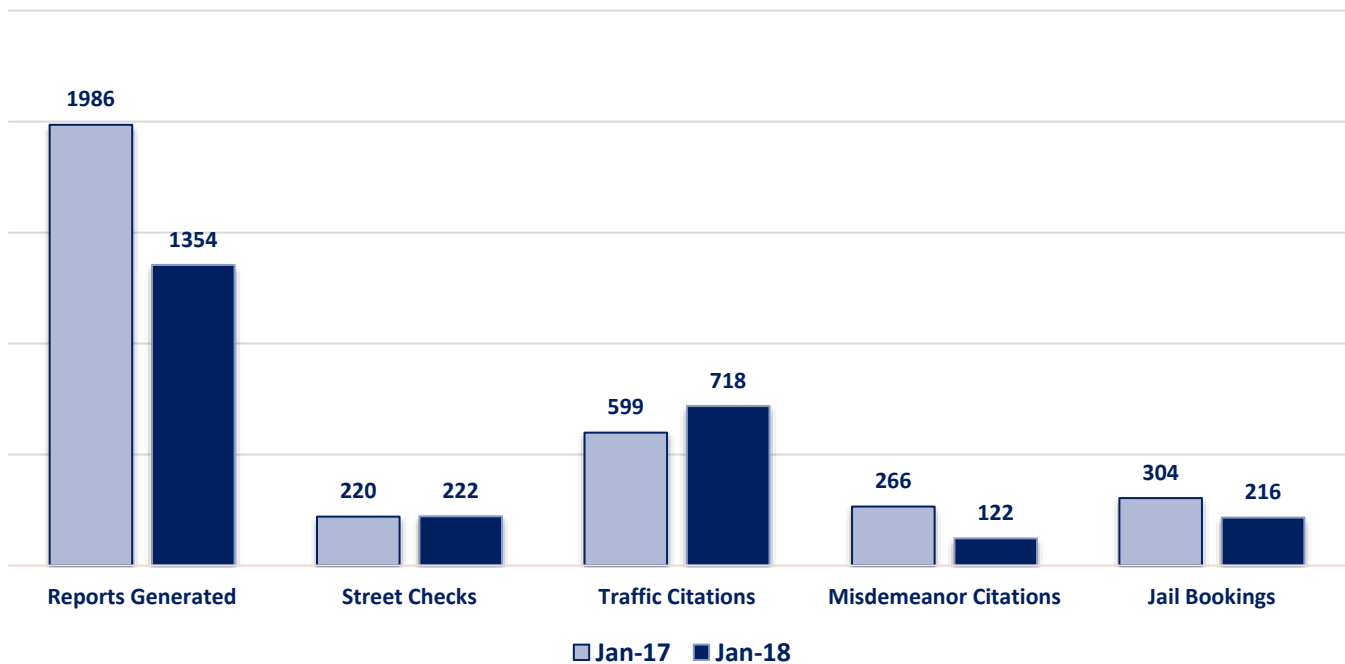
Part II Offenses



Non-UCR Offenses

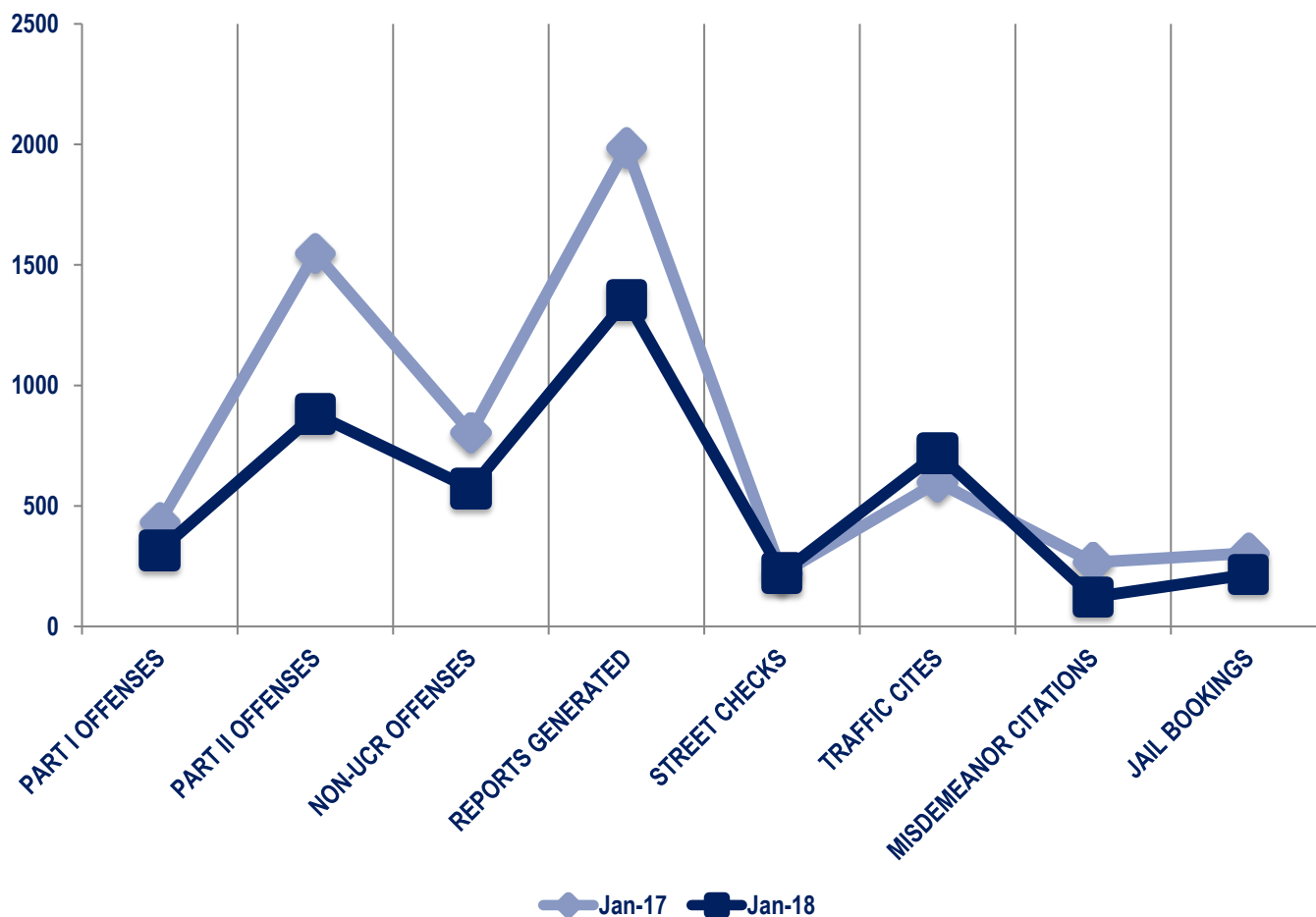


Other Event Totals



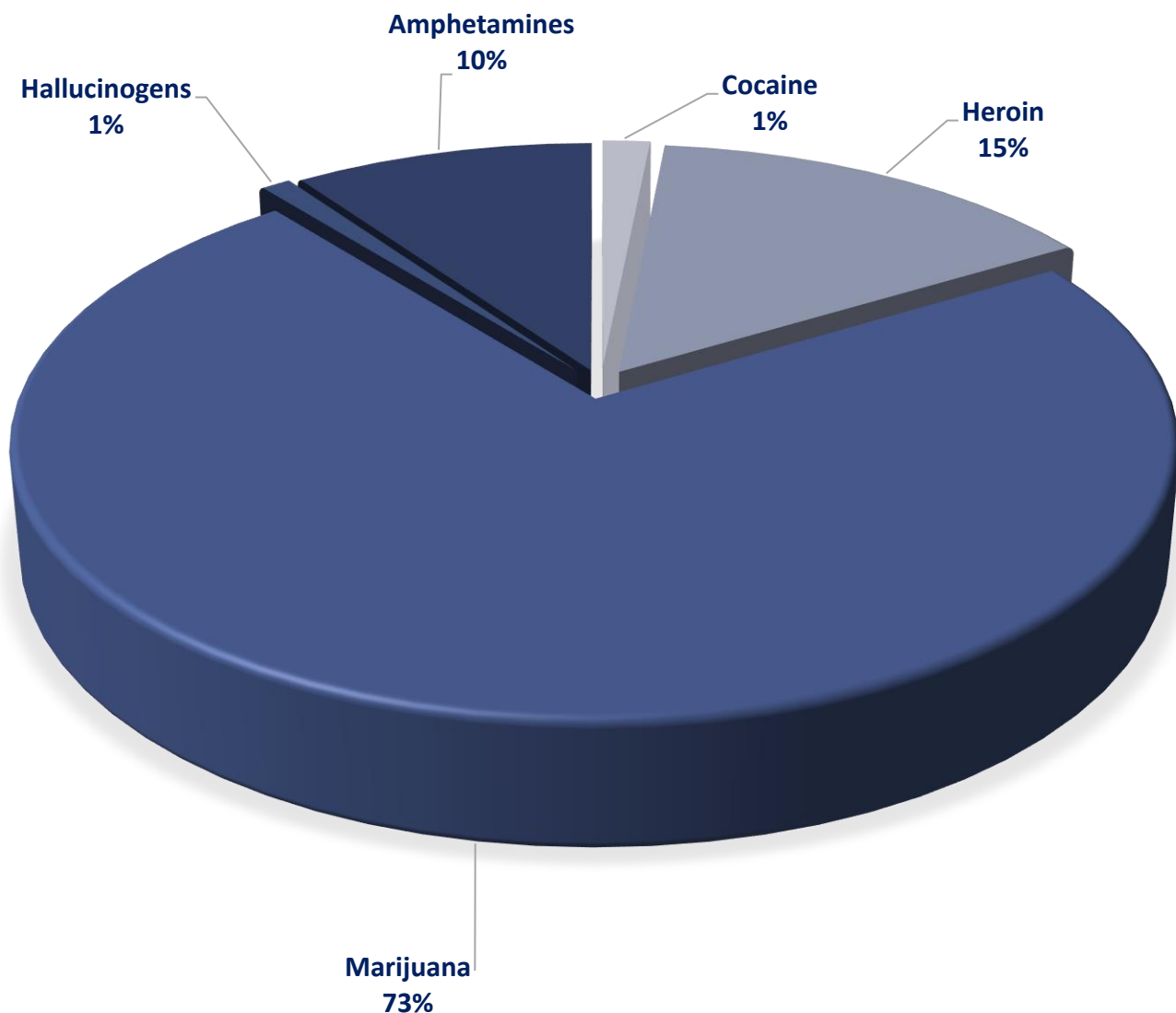
Combined Offense/Event Trends

| | JAN 17 | JAN 18 |
|------------------------------|--------|--------|
| Part I Offenses | 433 | 316 |
| Part II Offenses | 1548 | 881 |
| NonUCR Offenses | 804 | 572 |
| Reports Generated | 1986 | 1354 |
| Street Checks | 220 | 222 |
| Traffic Citations | 599 | 718 |
| Misdemeanor Citations | 266 | 122 |
| Jail Bookings | 304 | 216 |

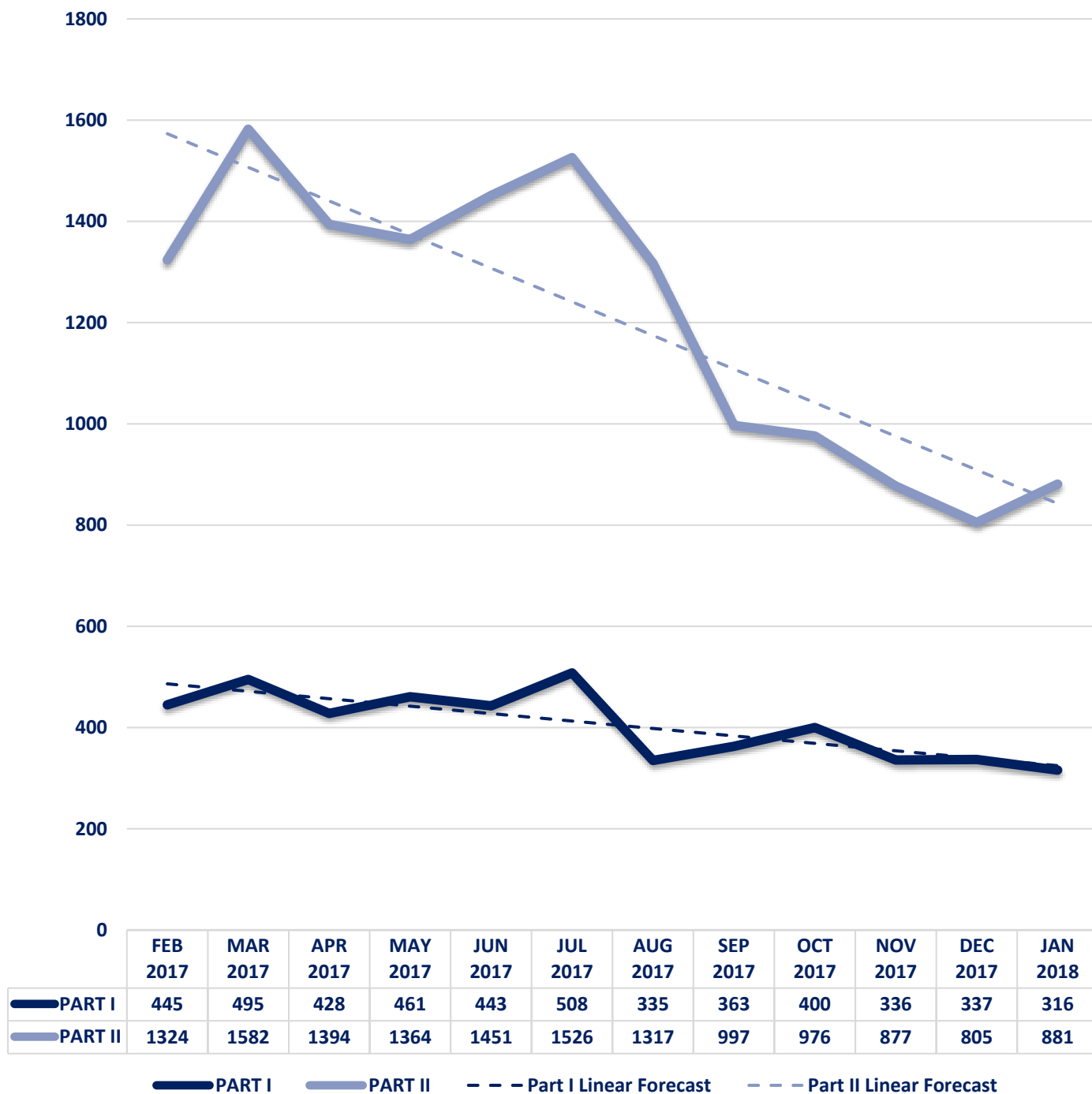


Seized Drugs

| TYPE | DOSES | STREET VALUE |
|---------------|---------------|---------------------|
| Cocaine | 127.0 | \$ 1,270.00 |
| Heroin | 1217.3 | \$ 12,173.20 |
| Marijuana | 5962.3 | \$ 35,773.85 |
| Hallucinogens | 78.4 | \$ 156.75 |
| Amphetamines | 800.6 | \$ 8,006.24 |
| TOTAL | 8185.6 | \$ 57,380.04 |



Part I & II Offenses - One Year





CITY COUNCIL DISTRICT #4

MONTHLY OFFENSE SUMMARY

FEBRUARY 2018

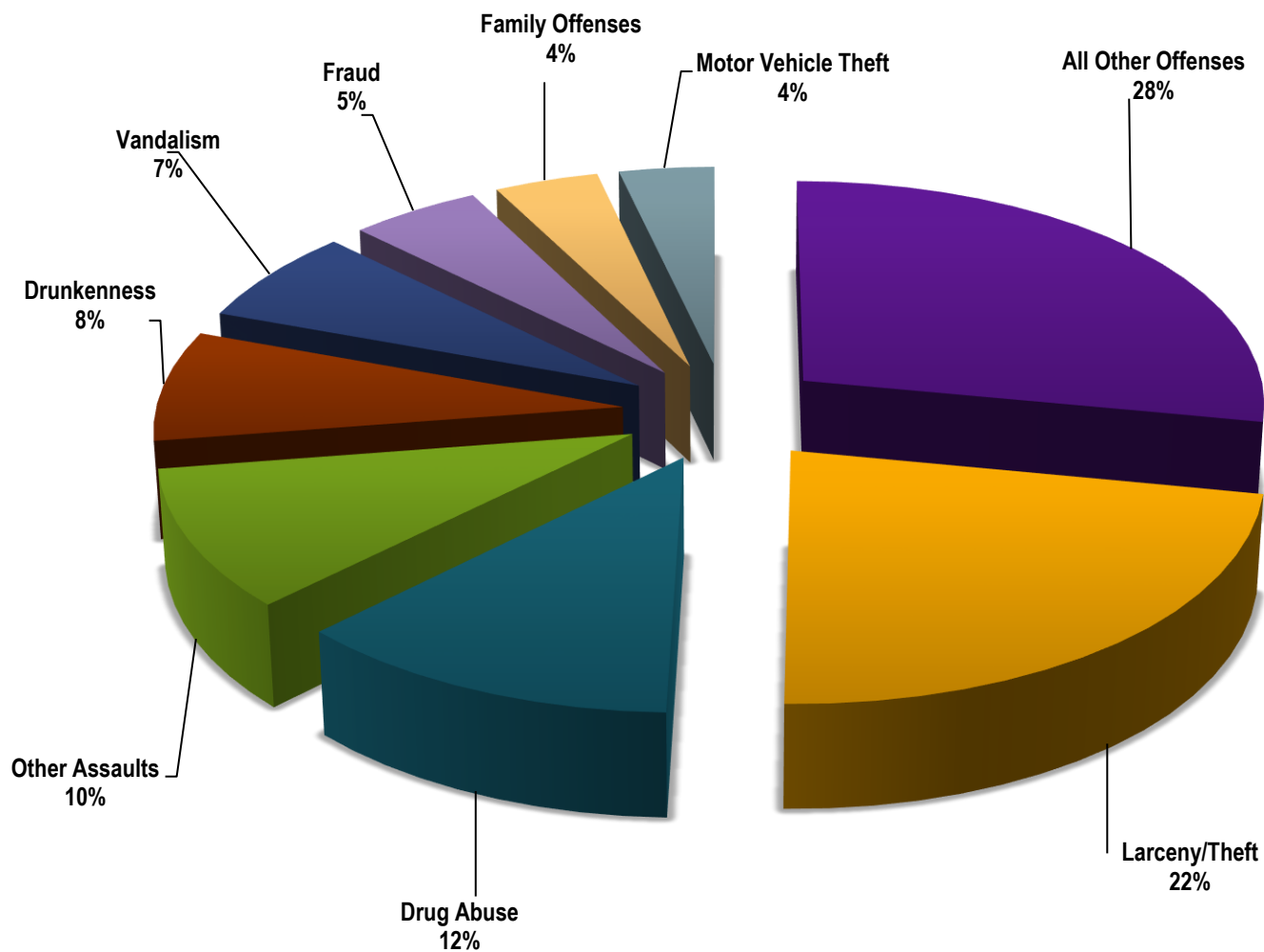
These figures represent preliminary counts of original Police Incident Reports and include all offenses within the above listed City Council District only. Full statistical analysis to determine the confidence level of this data has not been performed. The results contained herein are approximate in relation to the listed area and may not fully coincide with data shown in other areas of SLCPD's Crime Statistics page such as Calls for Service, Crimes Trending, and Crime Reports due to and reflective of departmental procedures that were in place at the time the event occurred and the date this data was compiled. Results displayed are not distinguished as attempted or completed crimes, do not include other calls for police service, and only represent police service where a report was made. Police Incident Reports are classified by primary offense categories as defined by the Uniform Crime Reporting (UCR) system. However, data is not subjected to any other standards set forth under UCR. Although every reasonable verification effort is made, the accuracy of any data is subject to the constraints of the report generation process as well as the manner, format, and point in time of any query.

| | |
|-----------------------------|--|
| PART I OFFENSES: | Chosen by the FBI as Part I Offenses because they are serious crimes that occur with regularity in all areas of the country and are likely to be reported to Police. |
| PART II OFFENSES: | All other crimes other than the eight Part I Offenses. The Uniform Crime Reporting Program gathers only arrest data for Part II Offenses, however, SLCPD results displayed in this document display all Part II Offenses, regardless of the presence of arrest data. |
| ALL OTHER OFFENSES: | Under the Part II Offense section, 'All Other Offenses' include Peeping Tom, Trespass, Kidnap/Abduction, Pornography, Extortion/Blackmail, Bribery, Warrants, Sexual Offenses, Obstruction, Public Peace, and Hit & Run. |
| NON-UCR OFFENSES: | Non-UCR Offenses include reports for all other offenses not classified as a Part I or Part II Offense. Results displayed separate some of these offenses such as Ambulance Calls, Deaths, Missing Persons, Suicides, Suspicious Activity, and Traffic Accidents. |
| ALL OTHER NON-UCR: | Under the Non-UCR category, 'All Other' include the remainder of offenses not classified as Part I or Part II and not separated from the Non-UCR Offenses. These include things such as Loud Parties, Barking Dogs, Mentally Ill Subjects, Citizen Assistance, etc. |
| LOW NUMBER OFFENSES: | On page two, in the interest of space and allowing for easier viewing, the category titled 'Low Number Offenses' include Part I and Part II Offenses from page one that have totals under the amount of 30. |

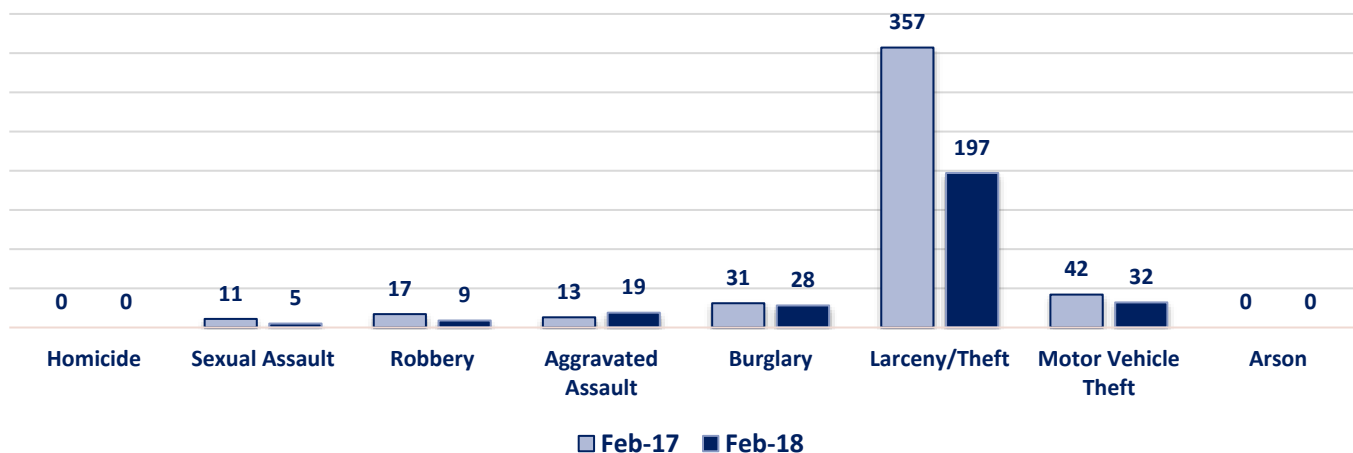
Offenses

| PART I OFFENSES | OFFENSE | FEB 17 | FEB 18 | OFFENSE | FEB 17 | FEB 18 |
|------------------|---------------------|--------|--------|---------------------|--------|--------|
| | Homicide | 0 | 0 | Other Assaults | 118 | 88 |
| | Sexual Assault | 11 | 5 | Forgery/Counterfeit | 39 | 14 |
| | Robbery | 17 | 9 | Fraud | 58 | 44 |
| | Aggravated Assault | 13 | 19 | Embezzlement | 0 | 0 |
| | Burglary | 31 | 28 | Stolen Property | 13 | 11 |
| | Larceny/Theft | 357 | 197 | Vandalism | 65 | 60 |
| | Motor Vehicle Theft | 42 | 32 | Weapons | 7 | 4 |
| | Arson | 0 | 0 | Prostitution | 4 | 7 |
| NON-UCR OFFENSES | PART I TOTALS | 471 | 290 | Sex Offenses | 2 | 6 |
| | Ambulance Calls | 93 | 69 | Drug Abuse | 399 | 107 |
| | Deaths | 8 | 13 | Gambling | 0 | 0 |
| | Missing Persons | 19 | 14 | Family Offenses | 33 | 35 |
| | Suicides | 0 | 0 | DUI | 28 | 13 |
| | Suspicious Activity | 32 | 26 | Liquor Laws | 17 | 18 |
| | Traffic Accidents | 131 | 132 | Drunkenness | 71 | 70 |
| | All Other | 403 | 317 | Disorderly Conduct | 24 | 19 |
| | NON-UCR TOTALS | 686 | 571 | All Other Offenses | 526 | 246 |
| TOTALS | PART I OFFENSES | 471 | 290 | Curfew/Loitering | 1 | 0 |
| | PART II OFFENSES | 1407 | 749 | Runaway | 2 | 7 |
| | NON-UCR OFFENSES | 686 | 571 | PART II TOTALS | 1407 | 749 |
| TOTAL | | 2564 | 1610 | | | |

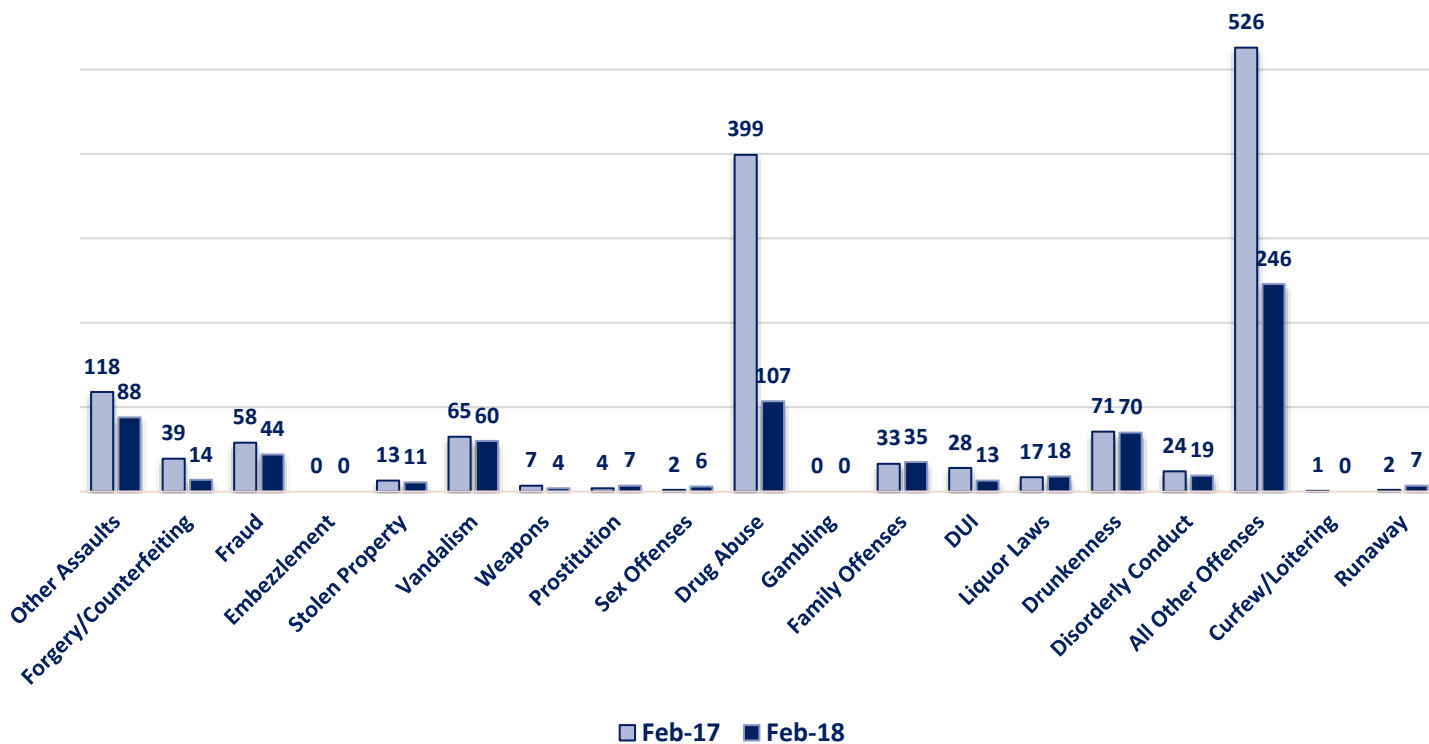
FEBRUARY 2018 - Part I & II Offense Percentages



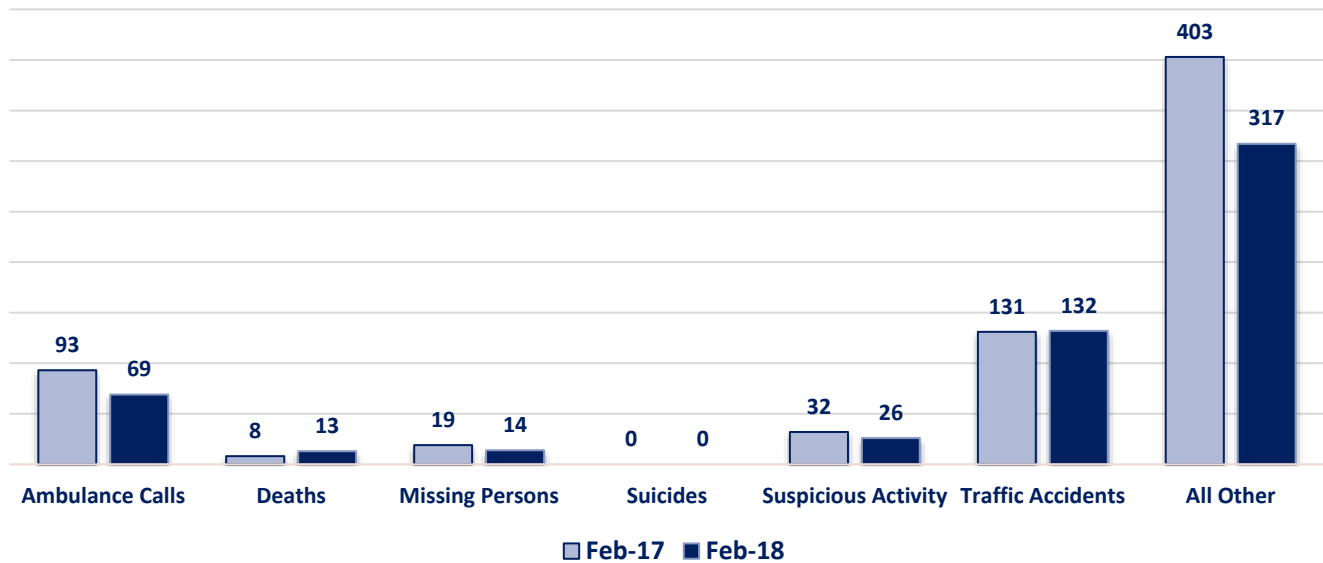
Part I Offenses



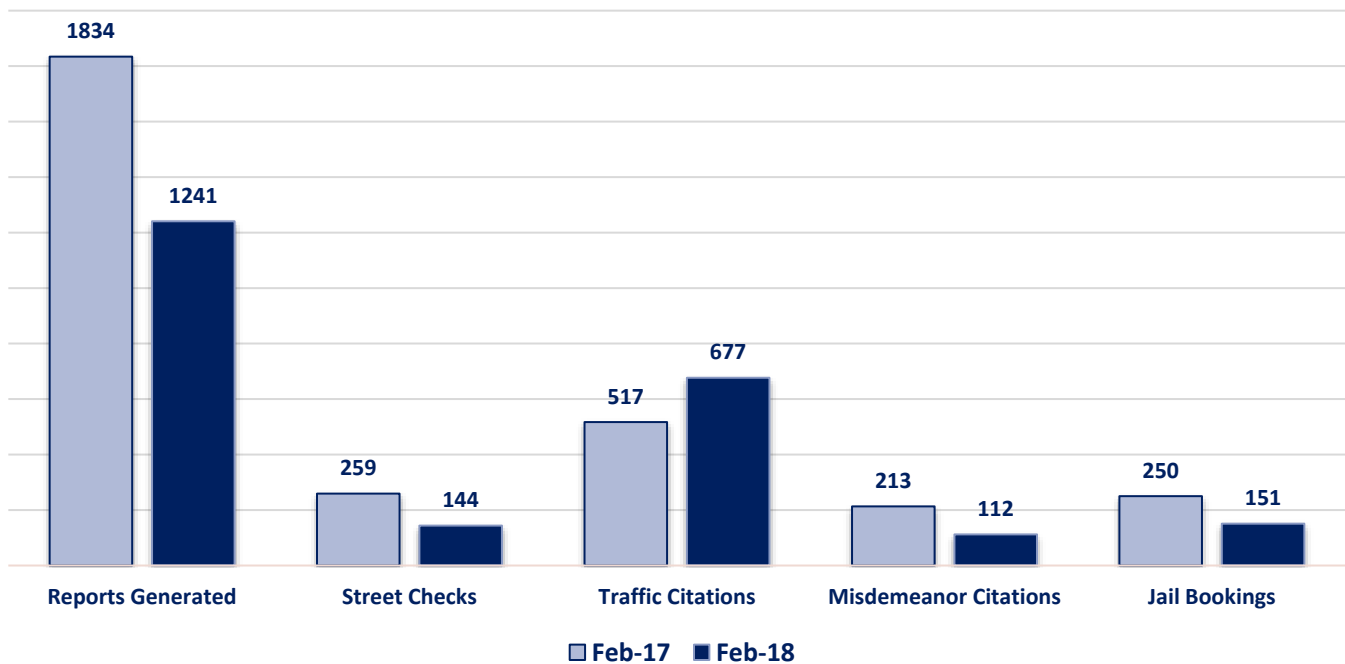
Part II Offenses



Non-UCR Offenses

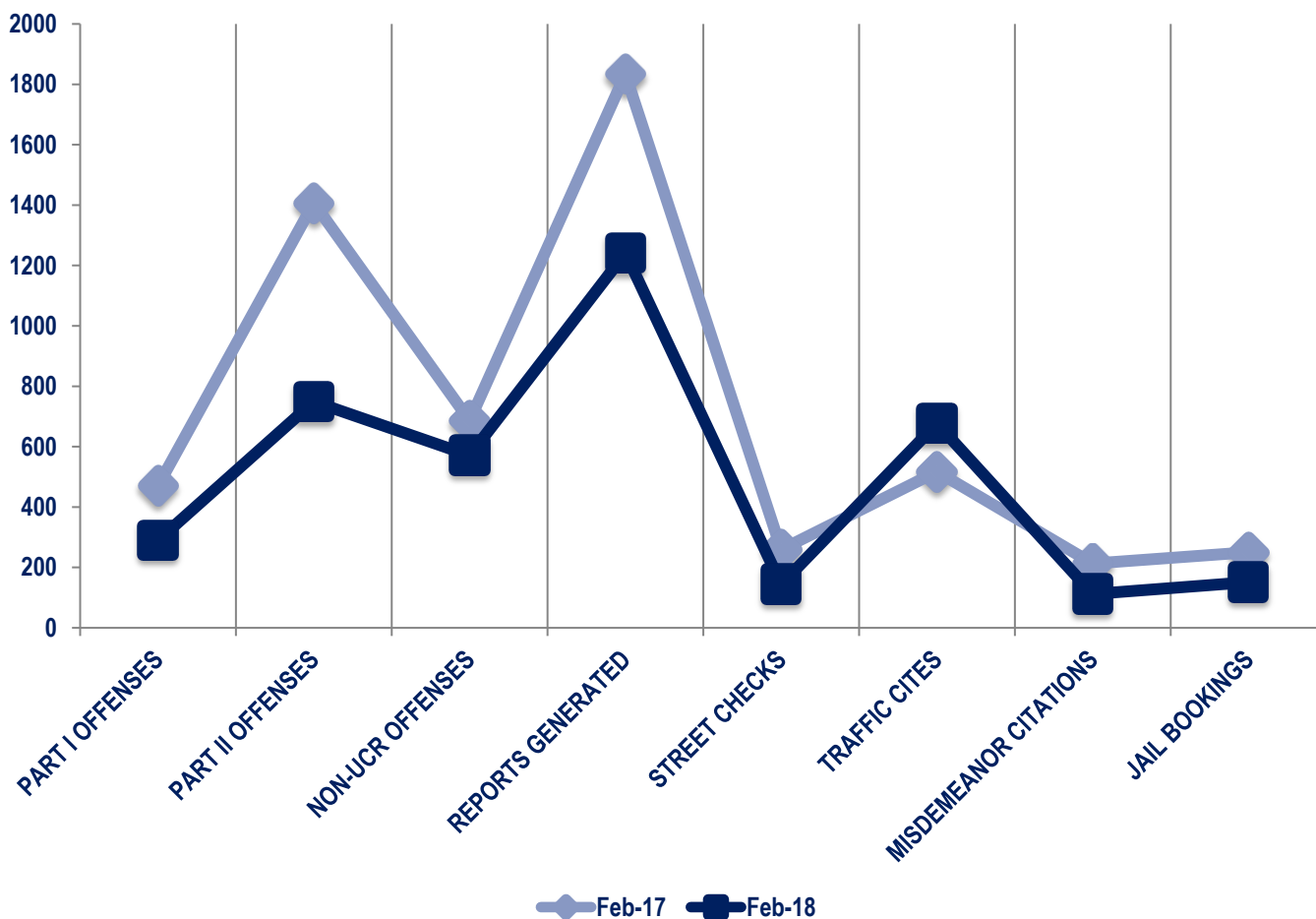


Other Event Totals



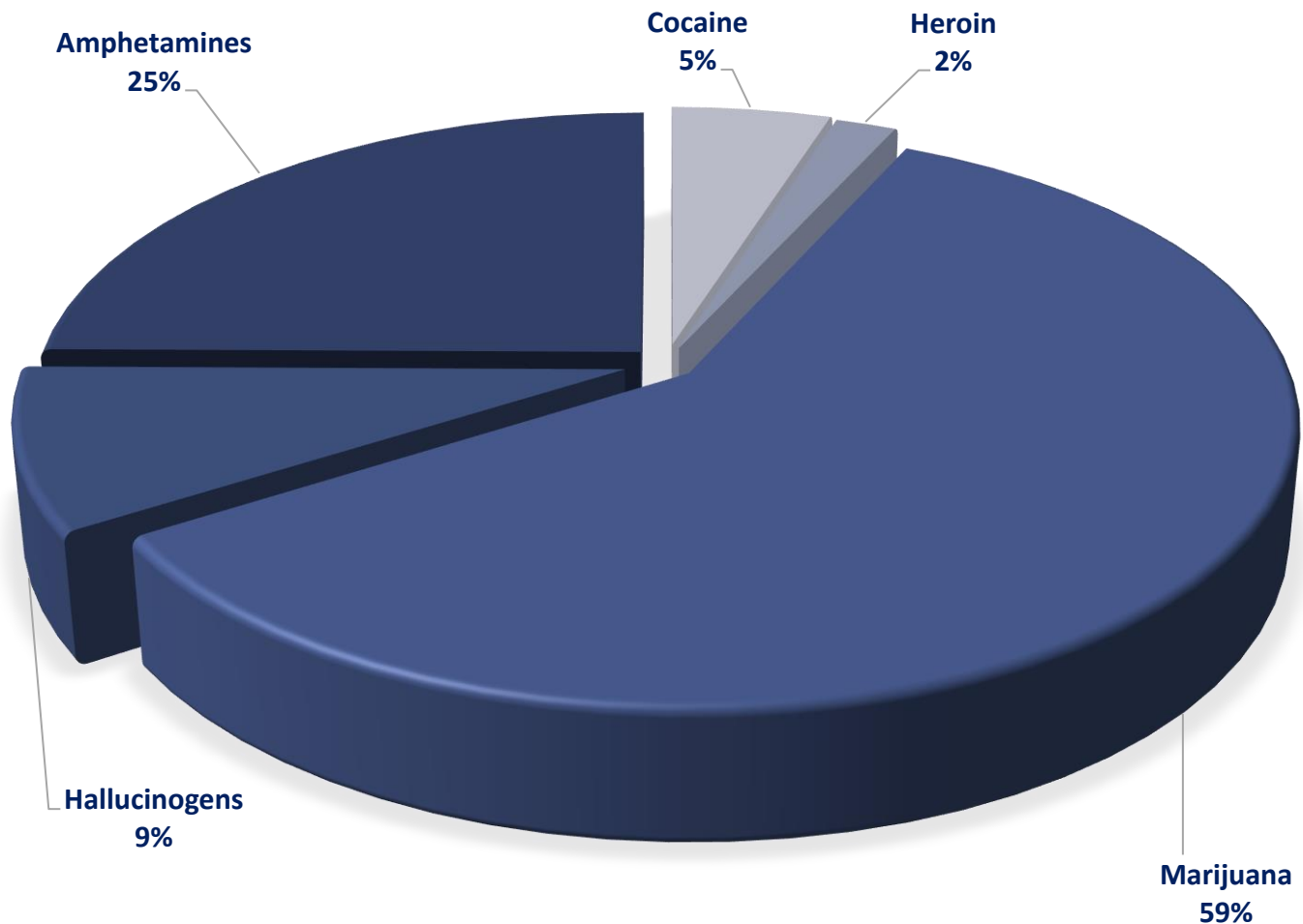
Combined Offense/Event Trends

| | FEB 17 | FEB 18 |
|------------------------------|--------|--------|
| Part I Offenses | 471 | 290 |
| Part II Offenses | 1407 | 749 |
| NonUCR Offenses | 686 | 571 |
| Reports Generated | 1834 | 1241 |
| Street Checks | 259 | 144 |
| Traffic Citations | 517 | 677 |
| Misdemeanor Citations | 213 | 112 |
| Jail Bookings | 250 | 151 |

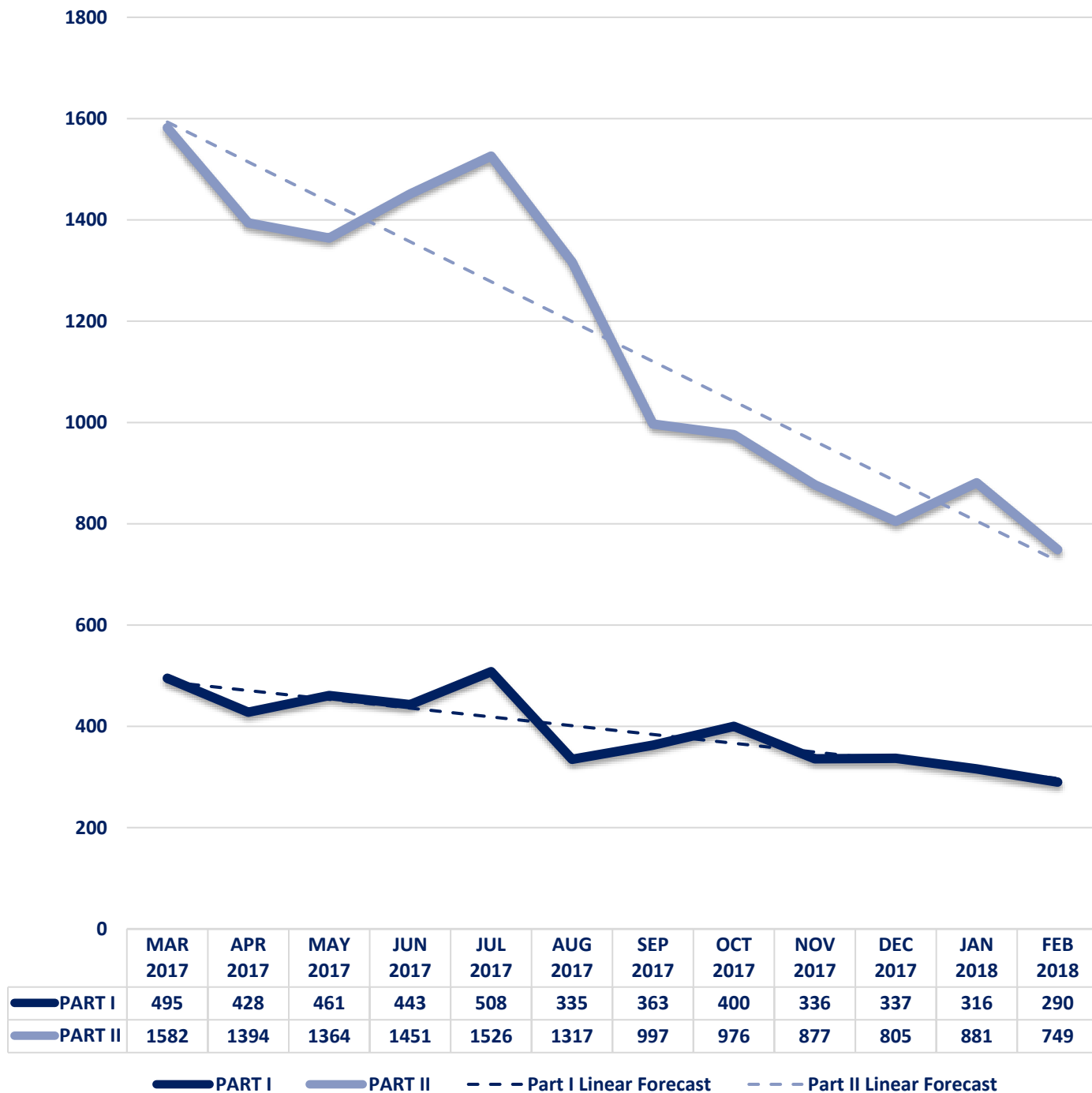


Seized Drugs

| TYPE | DOSES | STREET VALUE |
|---------------|---------------|---------------------|
| Cocaine | 82.0 | \$ 820.00 |
| Heroin | 31.3 | \$ 312.70 |
| Marijuana | 980.3 | \$ 5,882.05 |
| Hallucinogens | 150.7 | \$ 301.45 |
| Amphetamines | 411.2 | \$ 4,112.00 |
| TOTAL | 1655.5 | \$ 11,428.20 |



Part I & II Offenses - One Year





CITY COUNCIL DISTRICT #4

MONTHLY OFFENSE SUMMARY

MARCH 2018

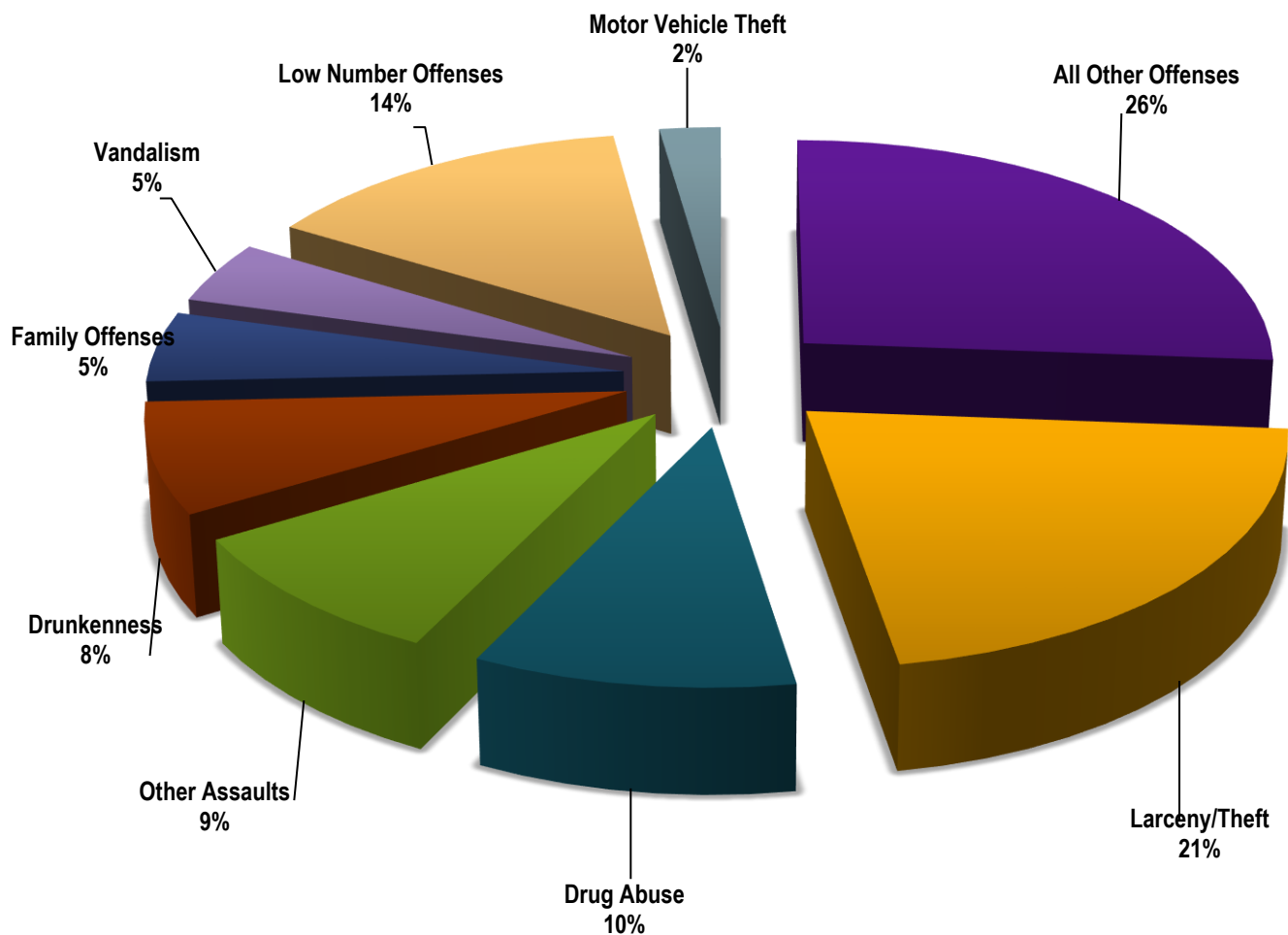
These figures represent preliminary counts of original Police Incident Reports and include all offenses within the above listed City Council District only. Full statistical analysis to determine the confidence level of this data has not been performed. The results contained herein are approximate in relation to the listed area and may not fully coincide with data shown in other areas of SLCPD's Crime Statistics page such as Calls for Service, Crimes Trending, and Crime Reports due to and reflective of departmental procedures that were in place at the time the event occurred and the date this data was compiled. Results displayed are not distinguished as attempted or completed crimes, do not include other calls for police service, and only represent police service where a report was made. Police Incident Reports are classified by primary offense categories as defined by the Uniform Crime Reporting (UCR) system. However, data is not subjected to any other standards set forth under UCR. Although every reasonable verification effort is made, the accuracy of any data is subject to the constraints of the report generation process as well as the manner, format, and point in time of any query.

| | |
|-----------------------------|--|
| PART I OFFENSES: | Chosen by the FBI as Part I Offenses because they are serious crimes that occur with regularity in all areas of the country and are likely to be reported to Police. |
| PART II OFFENSES: | All other crimes other than the eight Part I Offenses. The Uniform Crime Reporting Program gathers only arrest data for Part II Offenses, however, SLCPD results displayed in this document display all Part II Offenses, regardless of the presence of arrest data. |
| ALL OTHER OFFENSES: | Under the Part II Offense section, 'All Other Offenses' include Peeping Tom, Trespass, Kidnap/Abduction, Pornography, Extortion/Blackmail, Bribery, Warrants, Sexual Offenses, Obstruction, Public Peace, and Hit & Run. |
| NON-UCR OFFENSES: | Non-UCR Offenses include reports for all other offenses not classified as a Part I or Part II Offense. Results displayed separate some of these offenses such as Ambulance Calls, Deaths, Missing Persons, Suicides, Suspicious Activity, and Traffic Accidents. |
| ALL OTHER NON-UCR: | Under the Non-UCR category, 'All Other' include the remainder of offenses not classified as Part I or Part II and not separated from the Non-UCR Offenses. These include things such as Loud Parties, Barking Dogs, Mentally Ill Subjects, Citizen Assistance, etc. |
| LOW NUMBER OFFENSES: | On page two, in the interest of space and allowing for easier viewing, the category titled 'Low Number Offenses' include Part I and Part II Offenses from page one that have totals under the amount of 40. |

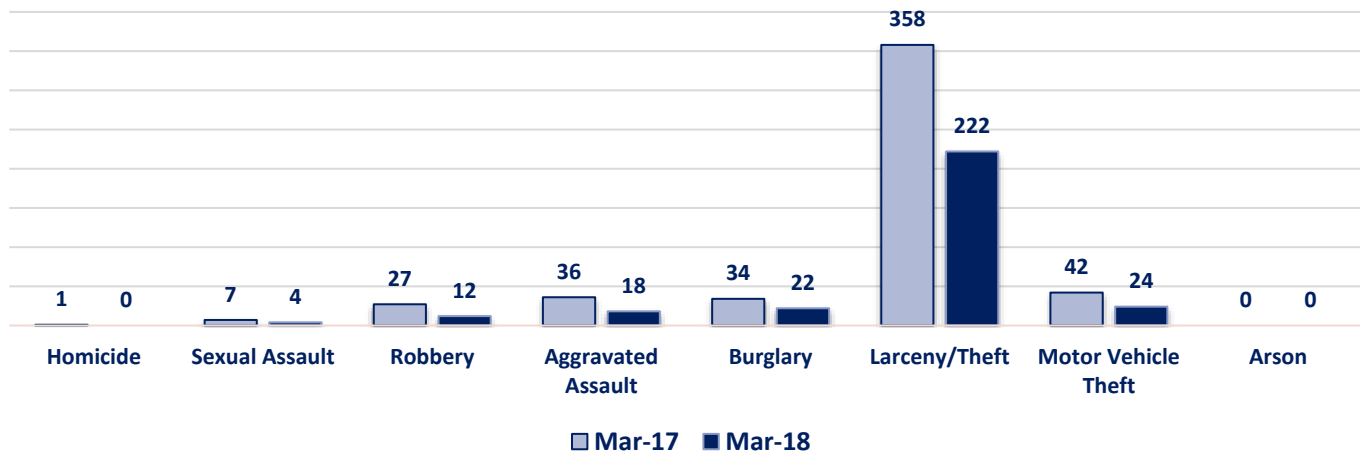
Offenses

| PART I OFFENSES | OFFENSE | MAR 17 | MAR 18 | OFFENSE | MAR 17 | MAR 18 | PART II OFFENSES |
|------------------|---------------------|--------|--------|---------------------|--------|--------|------------------|
| | Homicide | 1 | 0 | Other Assaults | 107 | 96 | |
| | Sexual Assault | 7 | 4 | Forgery/Counterfeit | 18 | 7 | |
| | Robbery | 27 | 12 | Fraud | 62 | 32 | |
| | Aggravated Assault | 36 | 18 | Embezzlement | 1 | 0 | |
| | Burglary | 34 | 22 | Stolen Property | 14 | 4 | |
| | Larceny/Theft | 358 | 222 | Vandalism | 62 | 46 | |
| | Motor Vehicle Theft | 42 | 24 | Weapons | 10 | 0 | |
| | Arson | 0 | 0 | Prostitution | 5 | 6 | |
| NON-UCR OFFENSES | PART I TOTALS | 505 | 302 | Sex Offenses | 7 | 5 | |
| | Ambulance Calls | 108 | 59 | Drug Abuse | 577 | 103 | |
| | Deaths | 2 | 9 | Gambling | 3 | 0 | |
| | Missing Persons | 13 | 16 | Family Offenses | 39 | 52 | |
| | Suicides | 0 | 0 | DUI | 43 | 15 | |
| | Suspicious Activity | 21 | 30 | Liquor Laws | 43 | 14 | |
| | Traffic Accidents | 131 | 108 | Drunkenness | 59 | 82 | |
| | All Other | 559 | 354 | Disorderly Conduct | 38 | 14 | |
| | NON-UCR TOTALS | 834 | 576 | All Other Offenses | 555 | 274 | |
| TOTALS | PART I OFFENSES | 505 | 302 | Curfew/Loitering | 2 | 0 | |
| | PART II OFFENSES | 1656 | 760 | Runaway | 11 | 10 | |
| | NON-UCR OFFENSES | 834 | 576 | PART II TOTALS | 1656 | 760 | |
| TOTAL | | 2995 | 1638 | | | | |

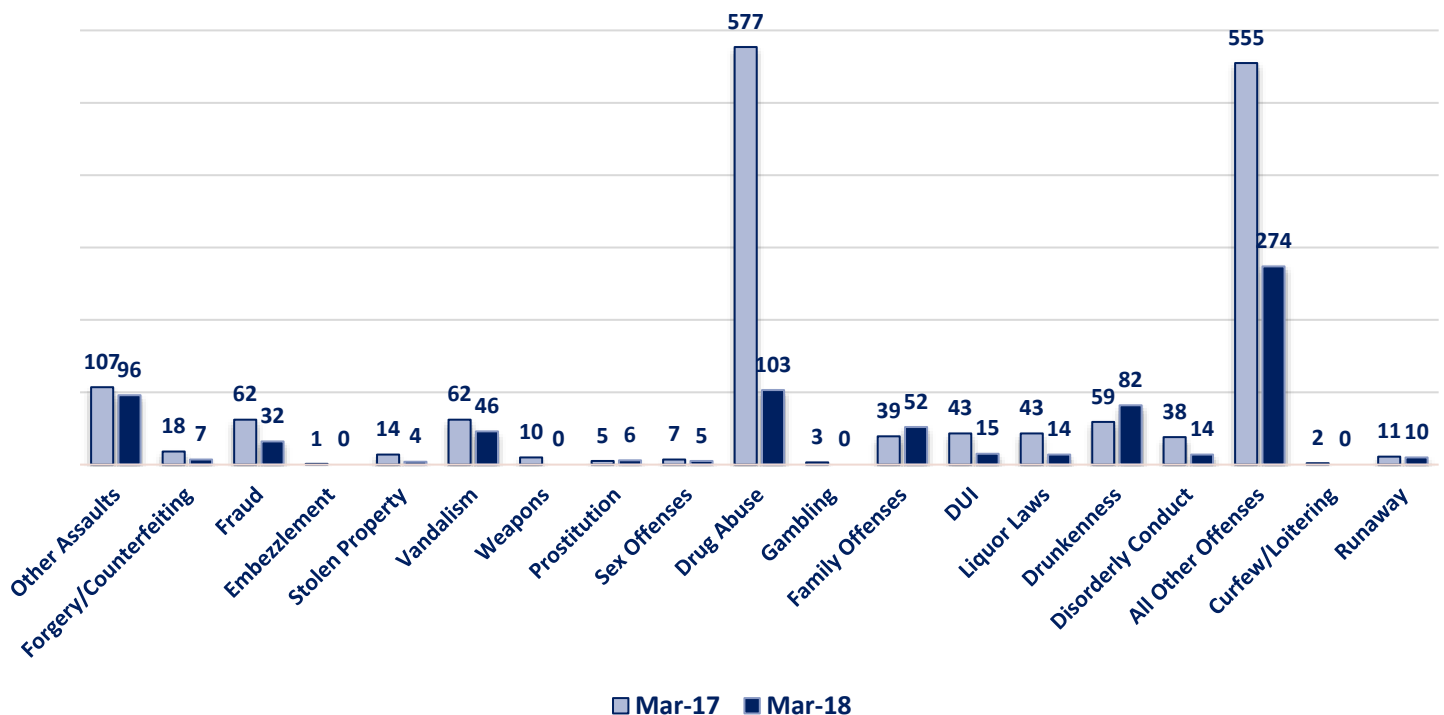
MARCH 2018 - Part I & II Offense Percentages



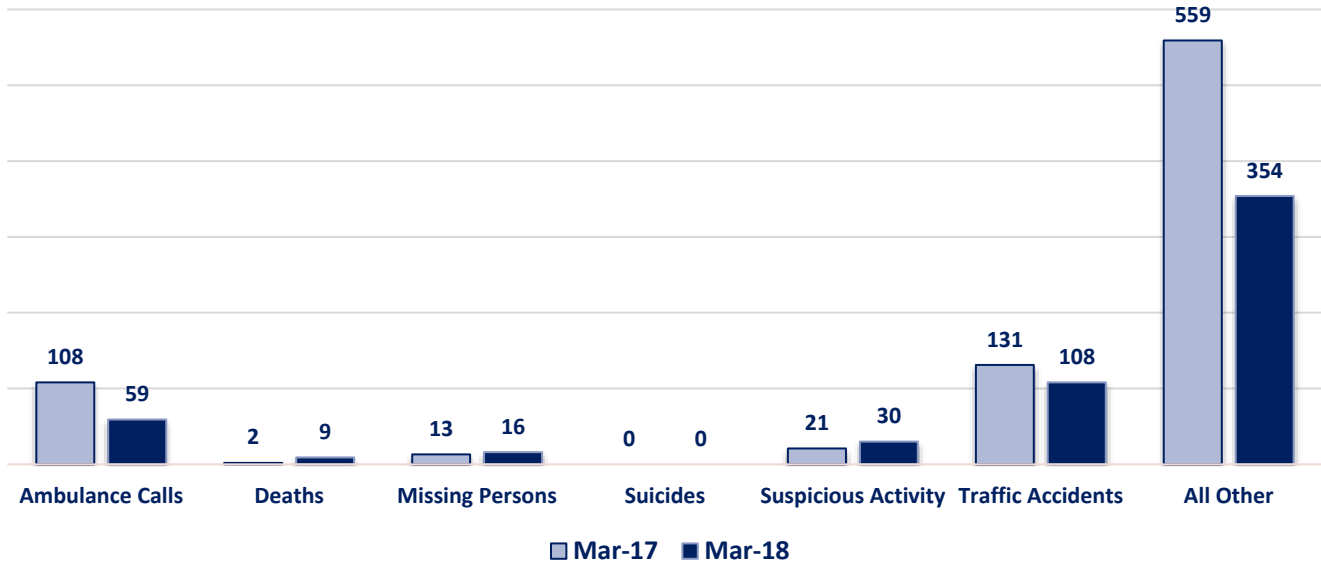
Part I Offenses



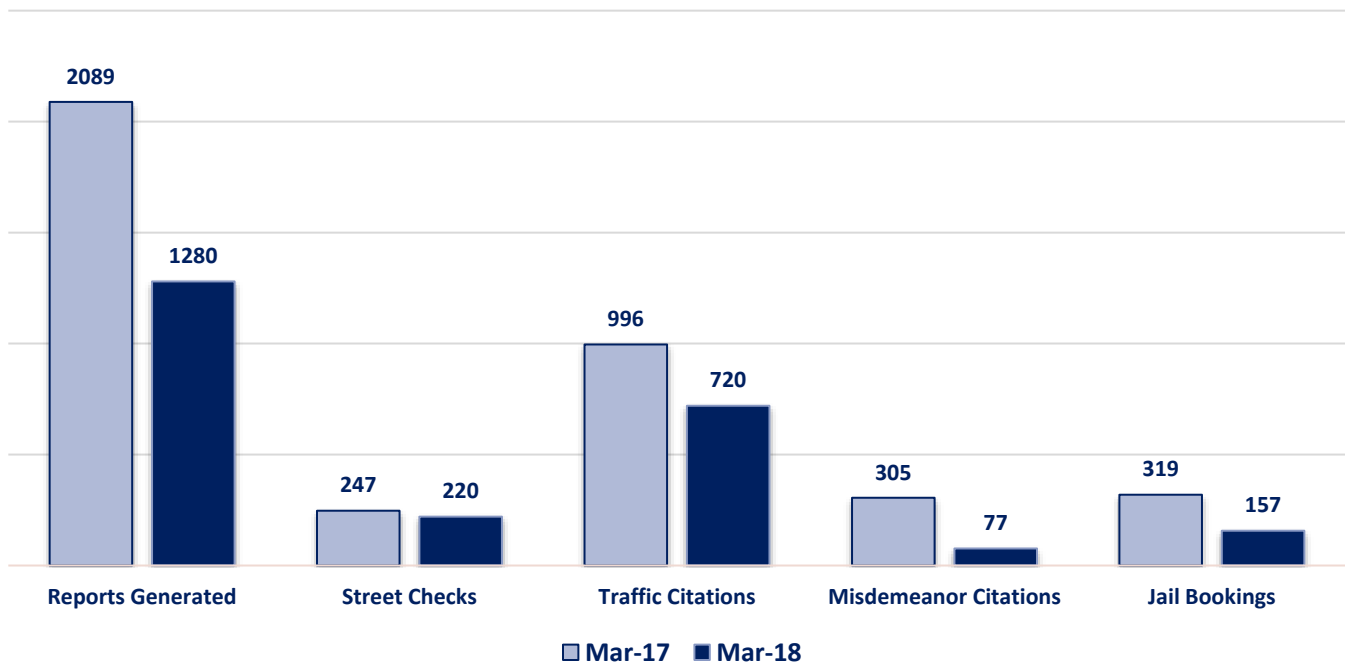
Part II Offenses



Non-UCR Offenses

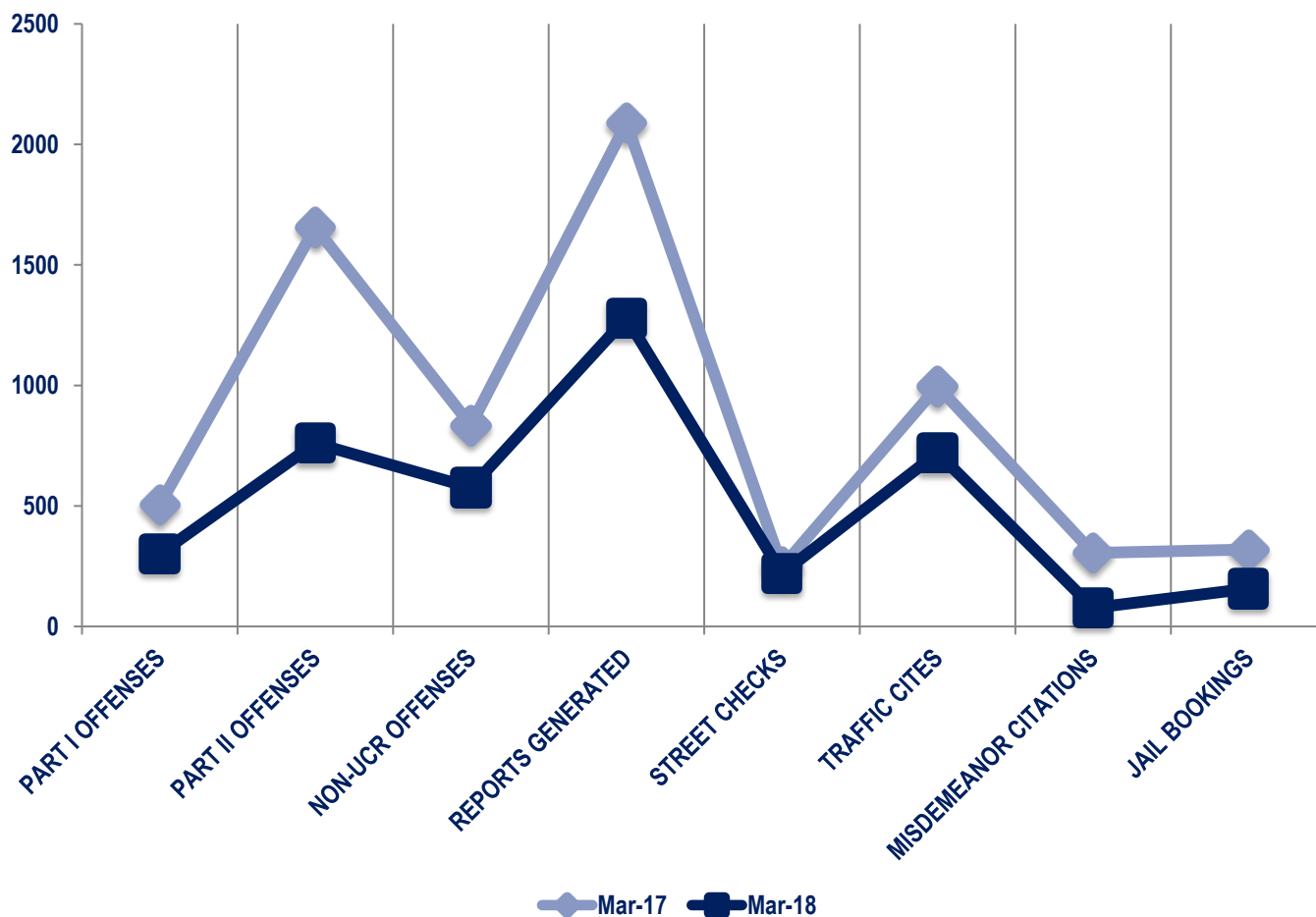


Other Event Totals



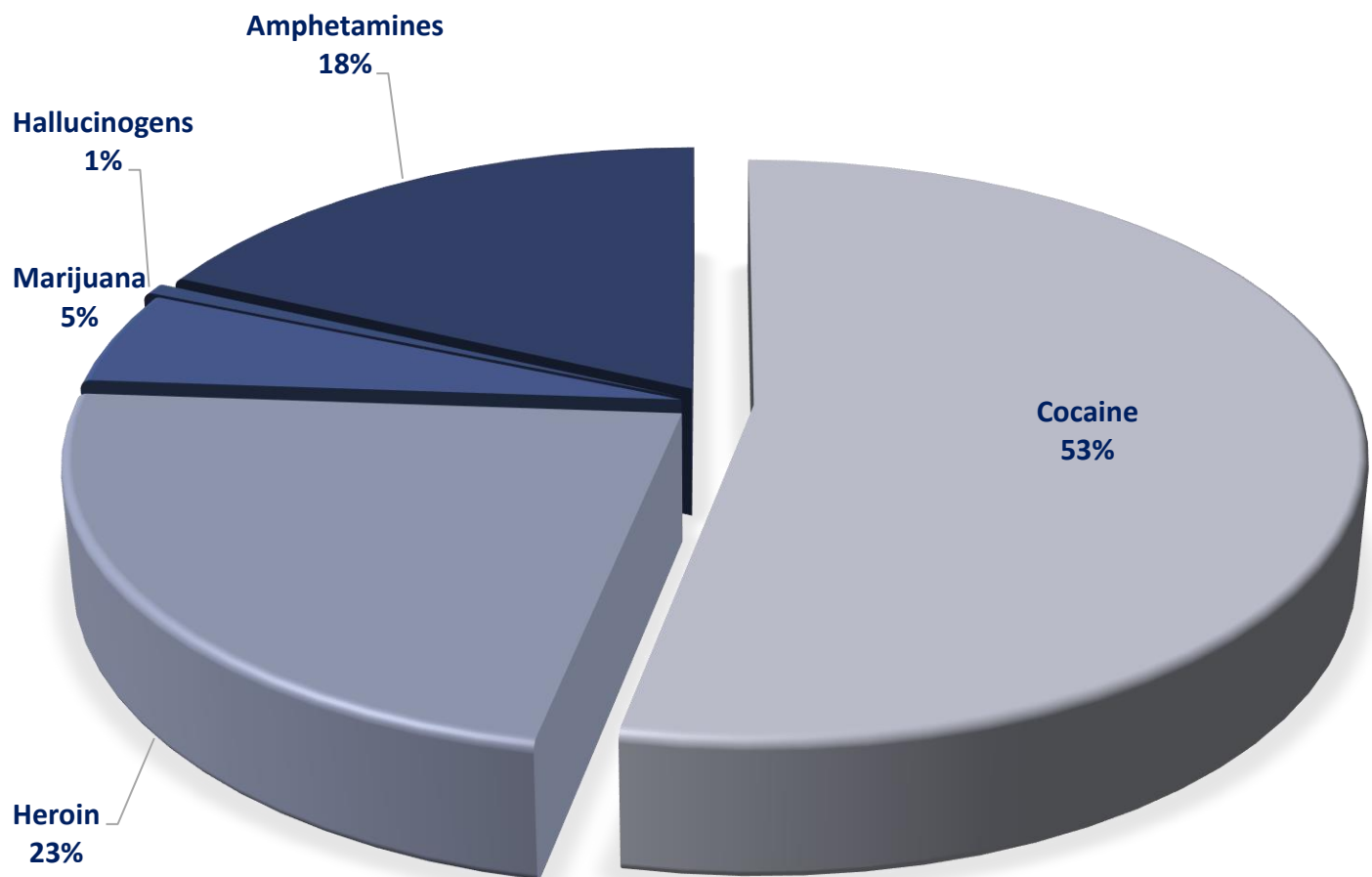
Combined Offense/Event Trends

| | MAR 17 | MAR 18 |
|------------------------------|--------|--------|
| Part I Offenses | 505 | 302 |
| Part II Offenses | 1656 | 760 |
| NonUCR Offenses | 834 | 576 |
| Reports Generated | 2089 | 1280 |
| Street Checks | 247 | 220 |
| Traffic Citations | 996 | 720 |
| Misdemeanor Citations | 305 | 77 |
| Jail Bookings | 319 | 157 |

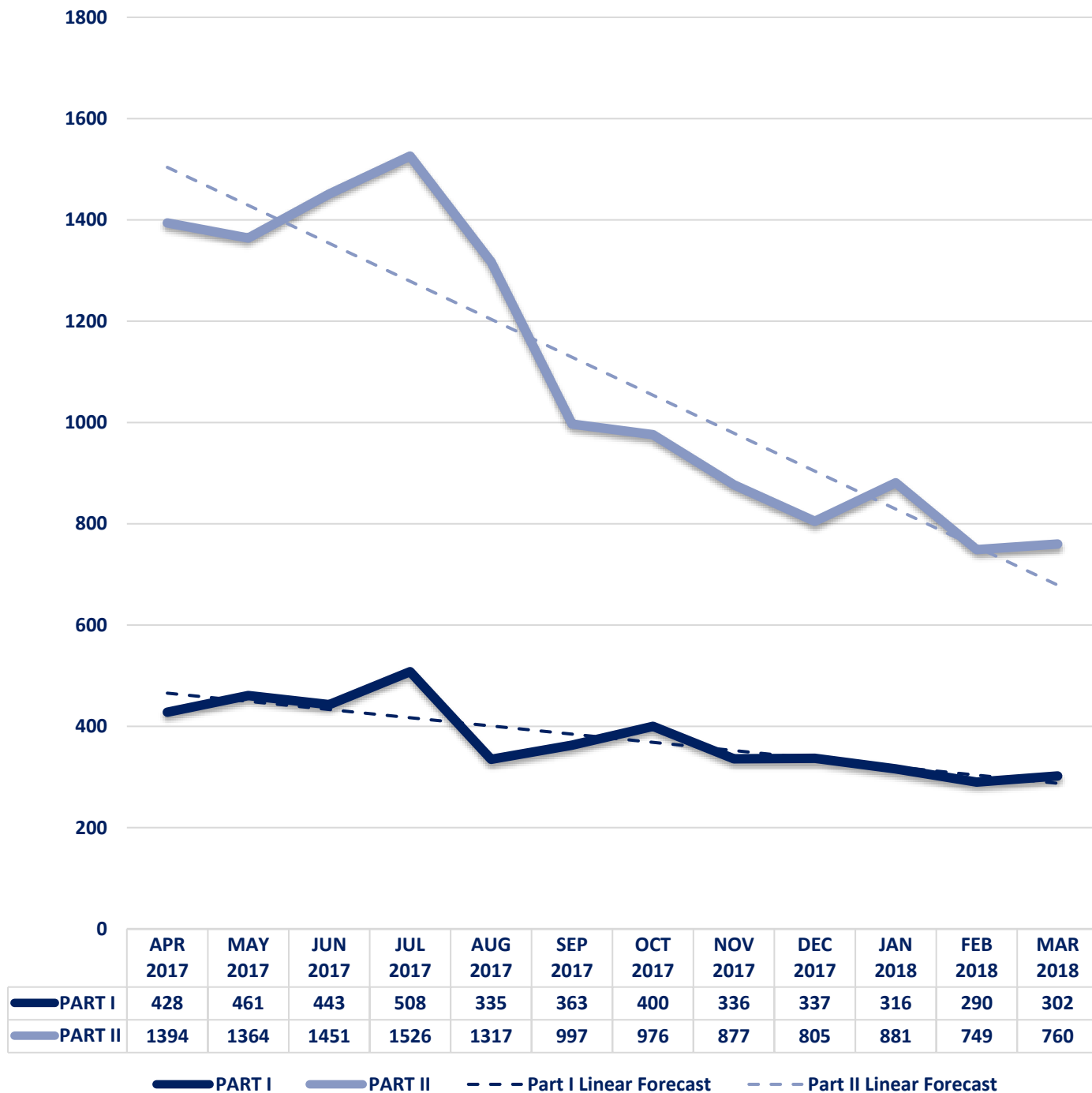


Seized Drugs

| TYPE | DOSES | STREET VALUE |
|---------------|----------------|----------------------|
| Cocaine | 18301.0 | \$ 183,010.00 |
| Heroin | 7888.1 | \$ 78,881.00 |
| Marijuana | 1786.9 | \$ 10,721.54 |
| Hallucinogens | 205.8 | \$ 411.57 |
| Amphetamines | 6222.0 | \$ 62,220.00 |
| TOTAL | 34403.8 | \$ 335,244.10 |



Part I & II Offenses - One Year





CITY COUNCIL DISTRICT #4

MONTHLY OFFENSE SUMMARY

APRIL 2018

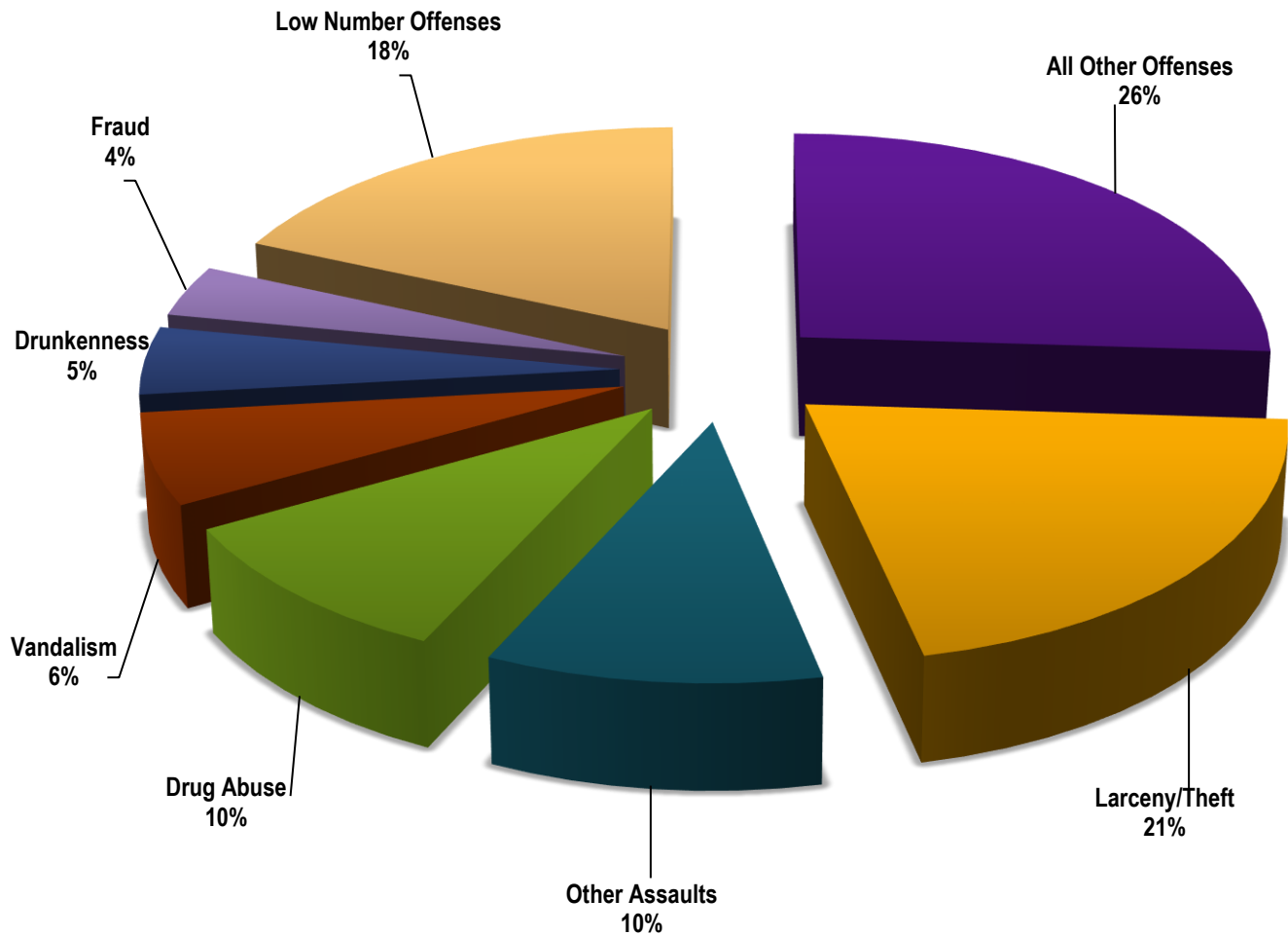
These figures represent preliminary counts of original Police Incident Reports and include all offenses within the above listed City Council District only. Full statistical analysis to determine the confidence level of this data has not been performed. The results contained herein are approximate in relation to the listed area and may not fully coincide with data shown in other areas of SLCPD's Crime Statistics page such as Calls for Service, Crimes Trending, and Crime Reports due to and reflective of departmental procedures that were in place at the time the event occurred and the date this data was compiled. Results displayed are not distinguished as attempted or completed crimes, do not include other calls for police service, and only represent police service where a report was made. Police Incident Reports are classified by primary offense categories as defined by the Uniform Crime Reporting (UCR) system. However, data is not subjected to any other standards set forth under UCR. Although every reasonable verification effort is made, the accuracy of any data is subject to the constraints of the report generation process as well as the manner, format, and point in time of any query.

| | |
|-----------------------------|--|
| PART I OFFENSES: | Chosen by the FBI as Part I Offenses because they are serious crimes that occur with regularity in all areas of the country and are likely to be reported to Police. |
| PART II OFFENSES: | All other crimes other than the eight Part I Offenses. The Uniform Crime Reporting Program gathers only arrest data for Part II Offenses, however, SLCPD results displayed in this document display all Part II Offenses, regardless of the presence of arrest data. |
| ALL OTHER OFFENSES: | Under the Part II Offense section, 'All Other Offenses' include Peeping Tom, Trespass, Kidnap/Abduction, Pornography, Extortion/Blackmail, Bribery, Warrants, Sexual Offenses, Obstruction, Public Peace, and Hit & Run. |
| NON-UCR OFFENSES: | Non-UCR Offenses include reports for all other offenses not classified as a Part I or Part II Offense. Results displayed separate some of these offenses such as Ambulance Calls, Deaths, Missing Persons, Suicides, Suspicious Activity, and Traffic Accidents. |
| ALL OTHER NON-UCR: | Under the Non-UCR category, 'All Other' include the remainder of offenses not classified as Part I or Part II and not separated from the Non-UCR Offenses. These include things such as Loud Parties, Barking Dogs, Mentally Ill Subjects, Citizen Assistance, etc. |
| LOW NUMBER OFFENSES: | On page two, in the interest of space and allowing for easier viewing, the category titled 'Low Number Offenses' include Part I and Part II Offenses from page one that have totals under the amount of 35. |

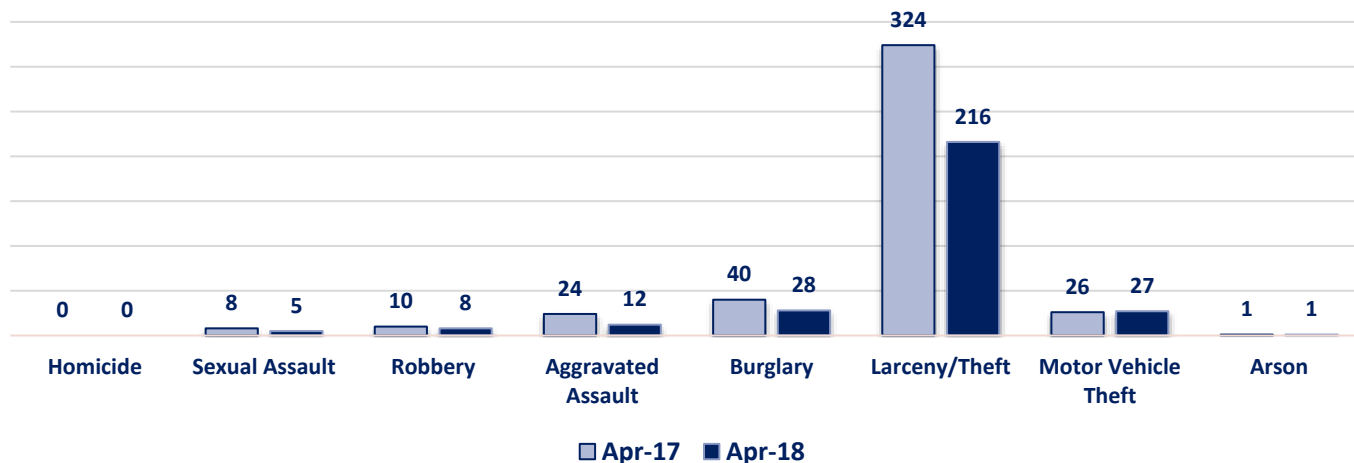
Offenses

| PART I OFFENSES | OFFENSE | APR 17 | APR 18 | OFFENSE | APR 17 | APR 18 |
|------------------|---------------------|--------|--------|---------------------|--------|--------|
| | Homicide | 0 | 0 | Other Assaults | 117 | 107 |
| | Sexual Assault | 8 | 5 | Forgery/Counterfeit | 18 | 15 |
| | Robbery | 10 | 8 | Fraud | 54 | 38 |
| | Aggravated Assault | 24 | 12 | Embezzlement | 0 | 2 |
| | Burglary | 40 | 28 | Stolen Property | 12 | 2 |
| | Larceny/Theft | 324 | 216 | Vandalism | 45 | 67 |
| | Motor Vehicle Theft | 26 | 27 | Weapons | 9 | 6 |
| | Arson | 1 | 1 | Prostitution | 16 | 5 |
| NON-UCR OFFENSES | PART I TOTALS | 433 | 297 | Sex Offenses | 8 | 5 |
| | Ambulance Calls | 86 | 51 | Drug Abuse | 448 | 104 |
| | Deaths | 9 | 7 | Gambling | 1 | 0 |
| | Missing Persons | 14 | 19 | Family Offenses | 32 | 34 |
| | Suicides | 0 | 3 | DUI | 22 | 12 |
| | Suspicious Activity | 23 | 26 | Liquor Laws | 30 | 12 |
| | Traffic Accidents | 122 | 108 | Drunkenness | 49 | 50 |
| | All Other | 408 | 341 | Disorderly Conduct | 34 | 12 |
| | NON-UCR TOTALS | 662 | 555 | All Other Offenses | 519 | 272 |
| TOTALS | PART I OFFENSES | 433 | 297 | Curfew/Loitering | 1 | 0 |
| | PART II OFFENSES | 1420 | 749 | Runaway | 5 | 6 |
| | NON-UCR OFFENSES | 662 | 555 | PART II TOTALS | 1420 | 749 |
| | TOTAL | 2515 | 1601 | | | |

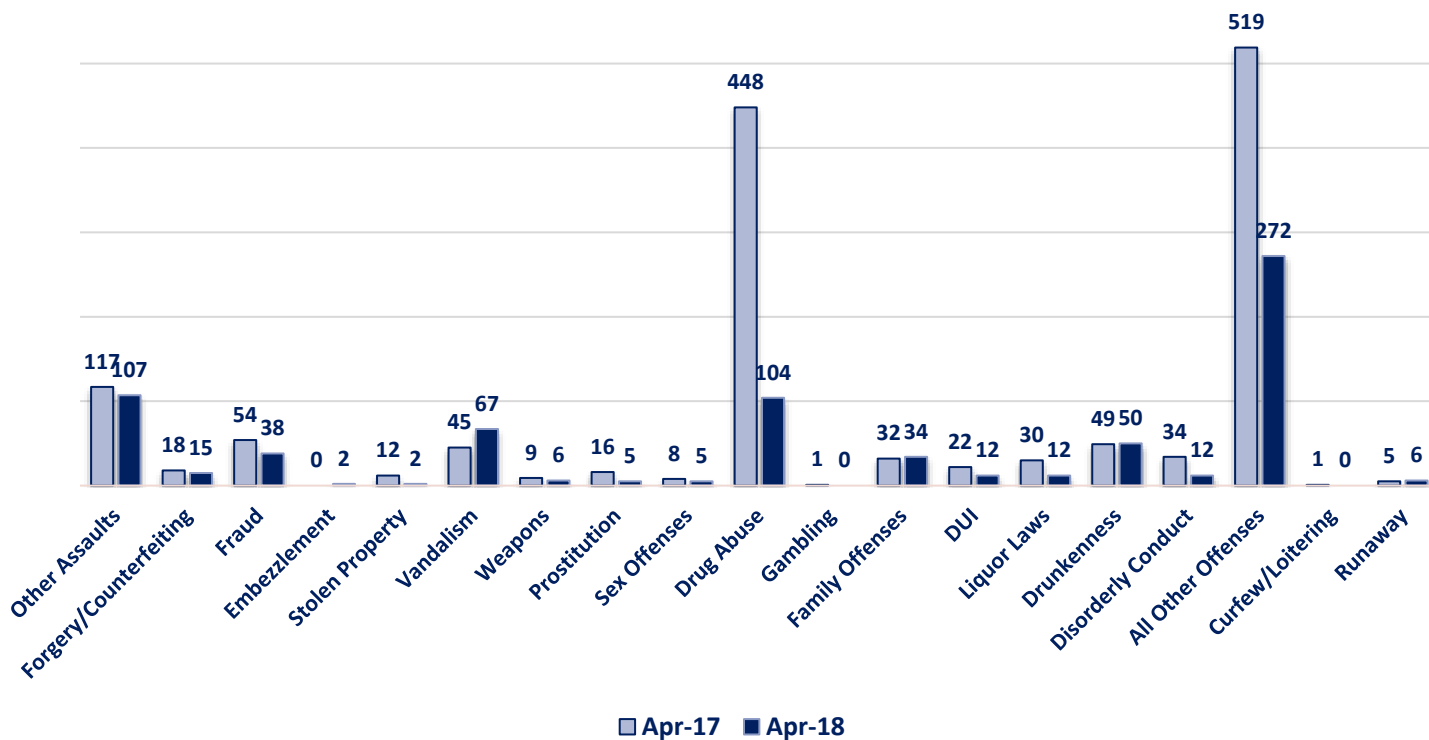
APRIL 2018 - Part I & II Offense Percentages



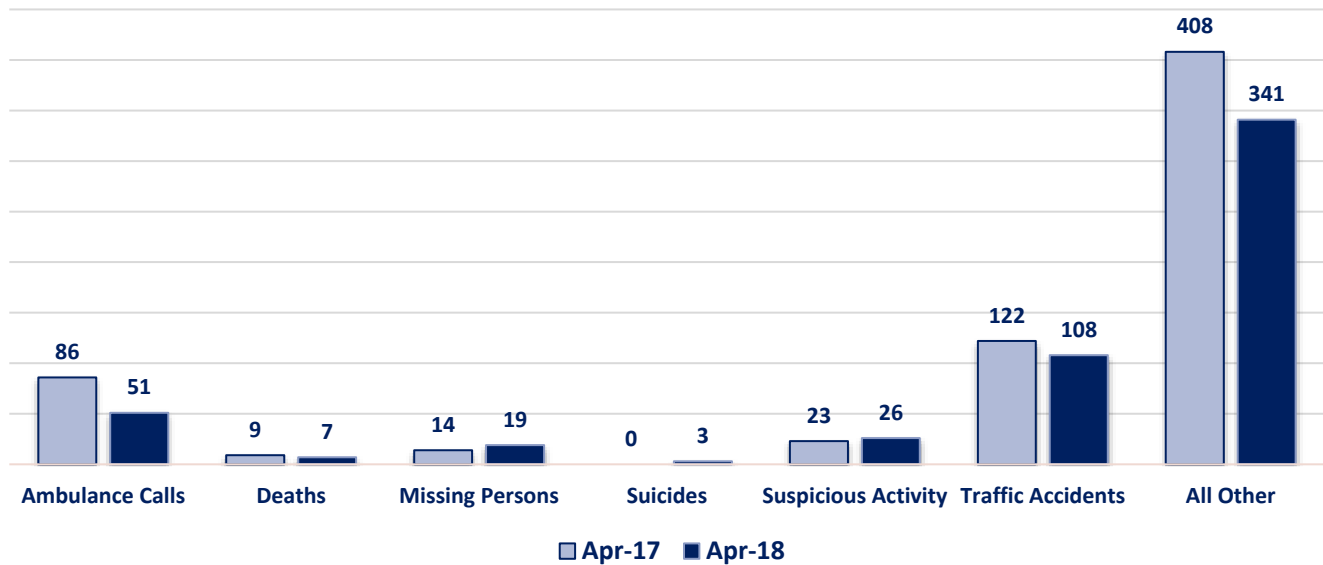
Part I Offenses



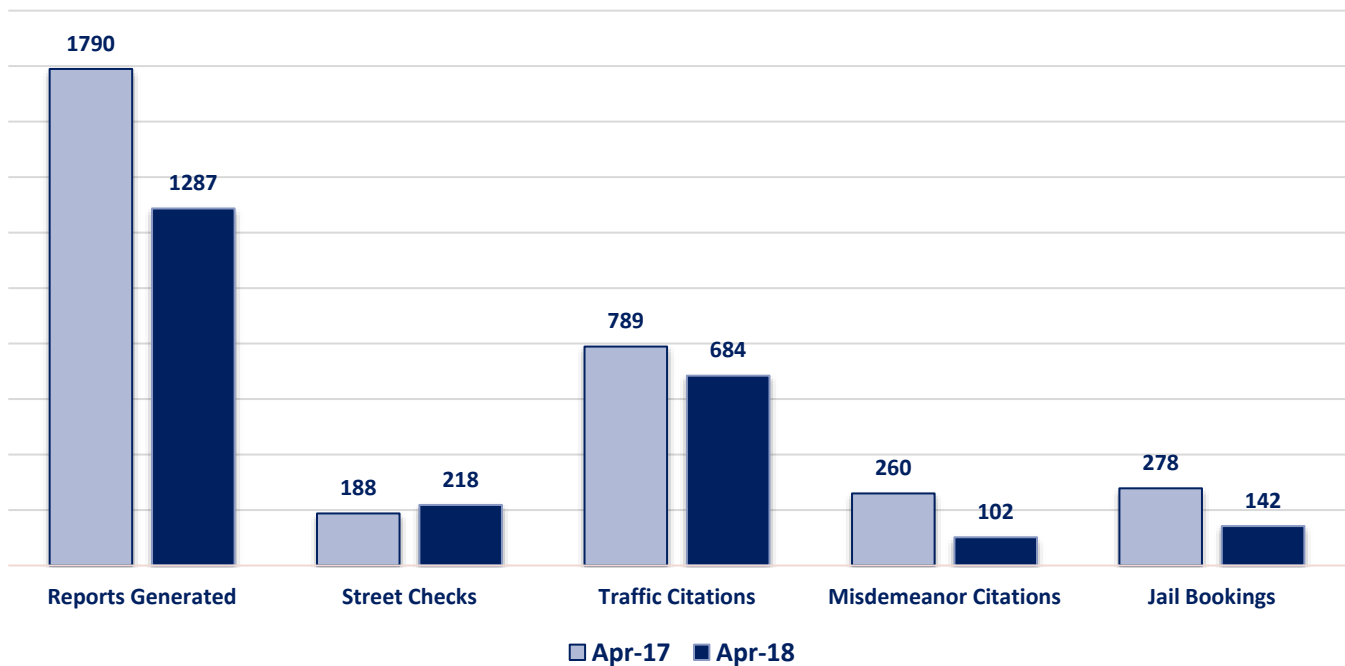
Part II Offenses



Non-UCR Offenses

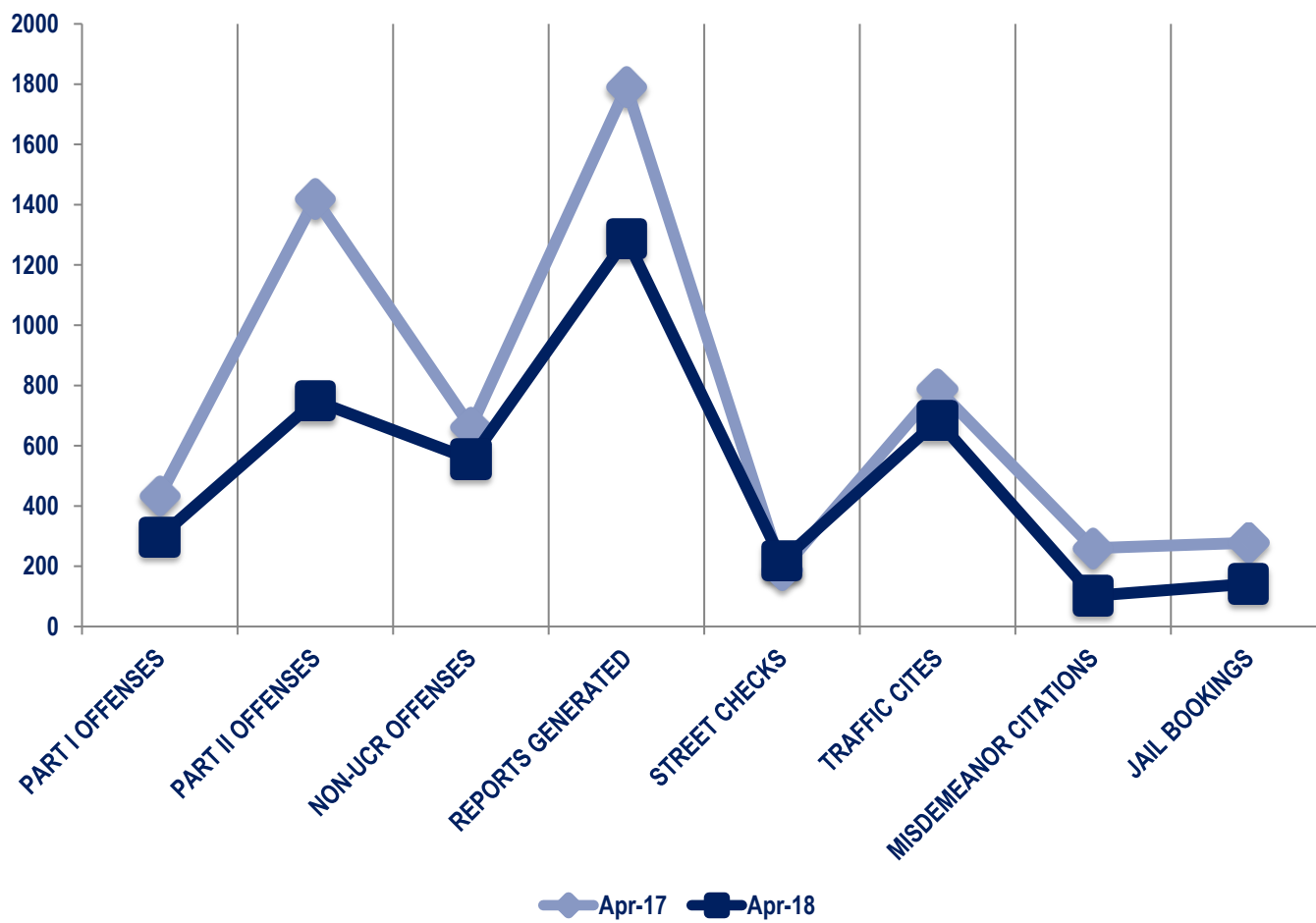


Other Event Totals



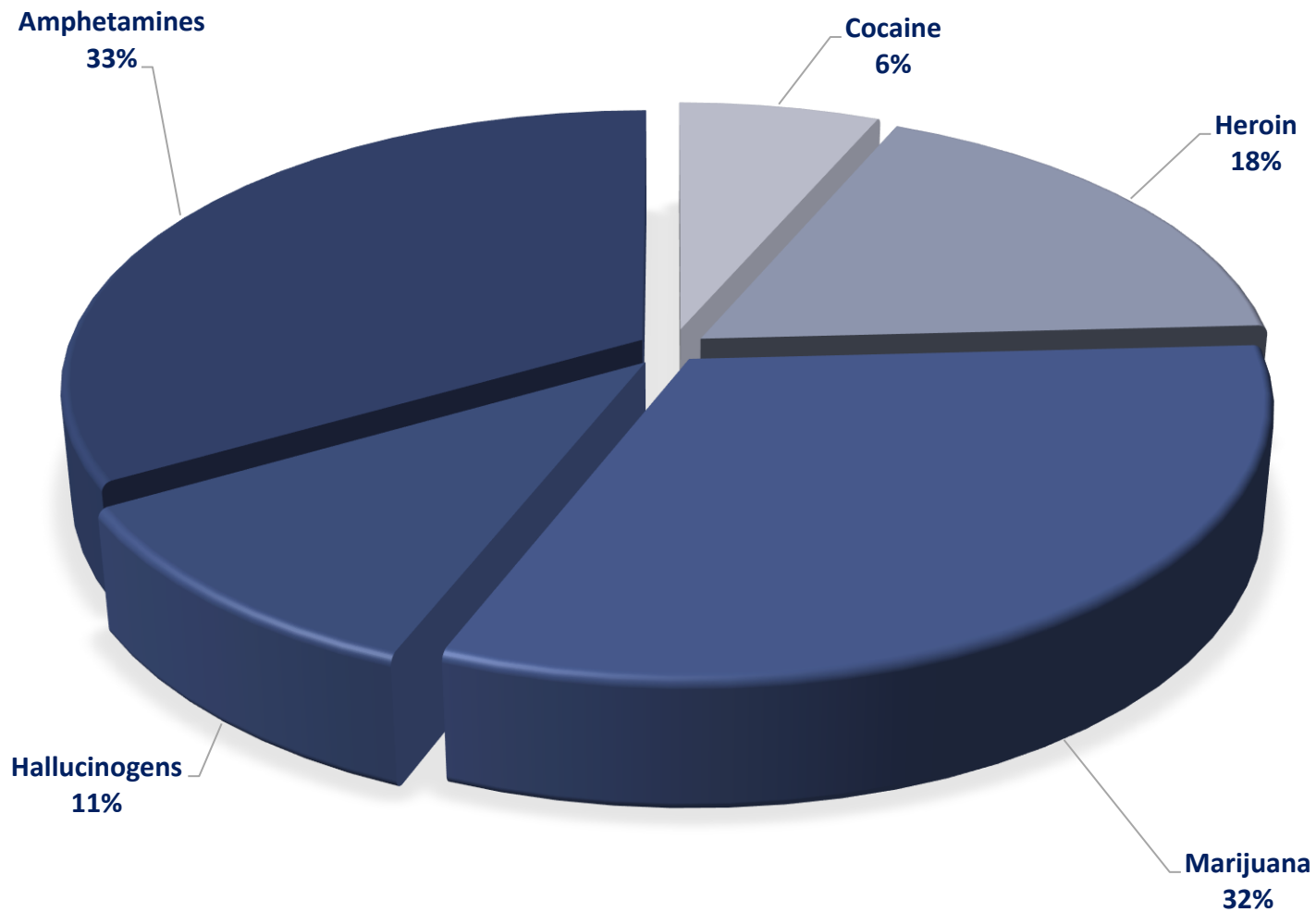
Combined Offense/Event Trends

| | APR 17 | APR 18 |
|------------------------------|--------|--------|
| Part I Offenses | 433 | 297 |
| Part II Offenses | 1420 | 749 |
| NonUCR Offenses | 662 | 555 |
| Reports Generated | 1790 | 1287 |
| Street Checks | 188 | 218 |
| Traffic Citations | 789 | 684 |
| Misdemeanor Citations | 260 | 102 |
| Jail Bookings | 278 | 142 |

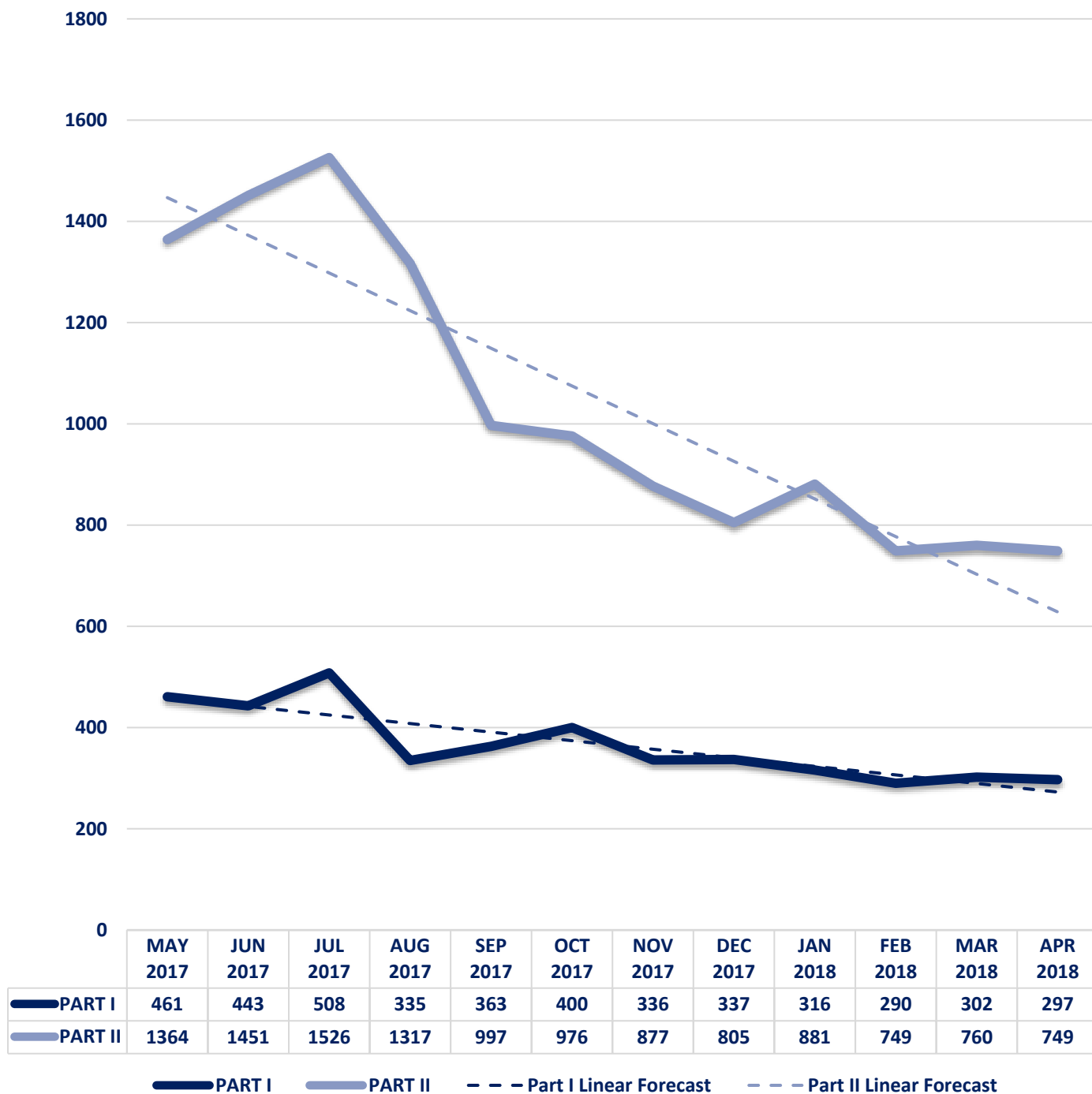


Seized Drugs

| TYPE | DOSES | STREET VALUE |
|---------------|---------------|---------------------|
| Cocaine | 88.0 | \$ 880.00 |
| Heroin | 238.0 | \$ 2,380.00 |
| Marijuana | 429.6 | \$ 2,577.50 |
| Hallucinogens | 143.7 | \$ 287.37 |
| Amphetamines | 449.0 | \$ 4,490.00 |
| TOTAL | 1348.3 | \$ 10,614.87 |



Part I & II Offenses - One Year





CITY COUNCIL DISTRICT #4

MONTHLY OFFENSE SUMMARY

MAY 2018

These figures represent preliminary counts of original Police Incident Reports and include all offenses within the above listed City Council District only. Full statistical analysis to determine the confidence level of this data has not been performed. The results contained herein are approximate in relation to the listed area and may not fully coincide with data shown in other areas of SLCPD's Crime Statistics page such as Calls for Service, Crimes Trending, and Crime Reports due to and reflective of departmental procedures that were in place at the time the event occurred and the date this data was compiled. Results displayed are not distinguished as attempted or completed crimes, do not include other calls for police service, and only represent police service where a report was made. Police Incident Reports are classified by primary offense categories as defined by the Uniform Crime Reporting (UCR) system. However, data is not subjected to any other standards set forth under UCR. Although every reasonable verification effort is made, the accuracy of any data is subject to the constraints of the report generation process as well as the manner, format, and point in time of any query.

| | |
|-----------------------------|--|
| PART I OFFENSES: | Chosen by the FBI as Part I Offenses because they are serious crimes that occur with regularity in all areas of the country and are likely to be reported to Police. |
| PART II OFFENSES: | All other crimes other than the eight Part I Offenses. The Uniform Crime Reporting Program gathers only arrest data for Part II Offenses, however, SLCPD results displayed in this document display all Part II Offenses, regardless of the presence of arrest data. |
| ALL OTHER OFFENSES: | Under the Part II Offense section, 'All Other Offenses' include Peeping Tom, Trespass, Kidnap/Abduction, Pornography, Extortion/Blackmail, Bribery, Warrants, Sexual Offenses, Obstruction, Public Peace, and Hit & Run. |
| NON-UCR OFFENSES: | Non-UCR Offenses include reports for all other offenses not classified as a Part I or Part II Offense. Results displayed separate some of these offenses such as Ambulance Calls, Deaths, Missing Persons, Suicides, Suspicious Activity, and Traffic Accidents. |
| ALL OTHER NON-UCR: | Under the Non-UCR category, 'All Other' include the remainder of offenses not classified as Part I or Part II and not separated from the Non-UCR Offenses. These include things such as Loud Parties, Barking Dogs, Mentally Ill Subjects, Citizen Assistance, etc. |
| LOW NUMBER OFFENSES: | On page two, in the interest of space and allowing for easier viewing, the category titled 'Low Number Offenses' include Part I and Part II Offenses from page one that have totals under the amount of 50. |

Offenses

PART I OFFENSES

| OFFENSE | MAY 17 | MAY 18 |
|----------------------|------------|------------|
| Homicide | 0 | 0 |
| Sexual Assault | 12 | 3 |
| Robbery | 25 | 11 |
| Aggravated Assault | 25 | 13 |
| Burglary | 49 | 61 |
| Larceny/Theft | 333 | 202 |
| Motor Vehicle Theft | 27 | 17 |
| Arson | 1 | 0 |
| PART I TOTALS | 472 | 307 |

NON-UCR OFFENSES

| | | |
|-----------------------|------------|------------|
| Ambulance Calls | 64 | 64 |
| Deaths | 8 | 7 |
| Missing Persons | 19 | 24 |
| Suicides | 0 | 1 |
| Suspicious Activity | 25 | 24 |
| Traffic Accidents | 153 | 103 |
| All Other | 440 | 353 |
| NON-UCR TOTALS | 709 | 576 |

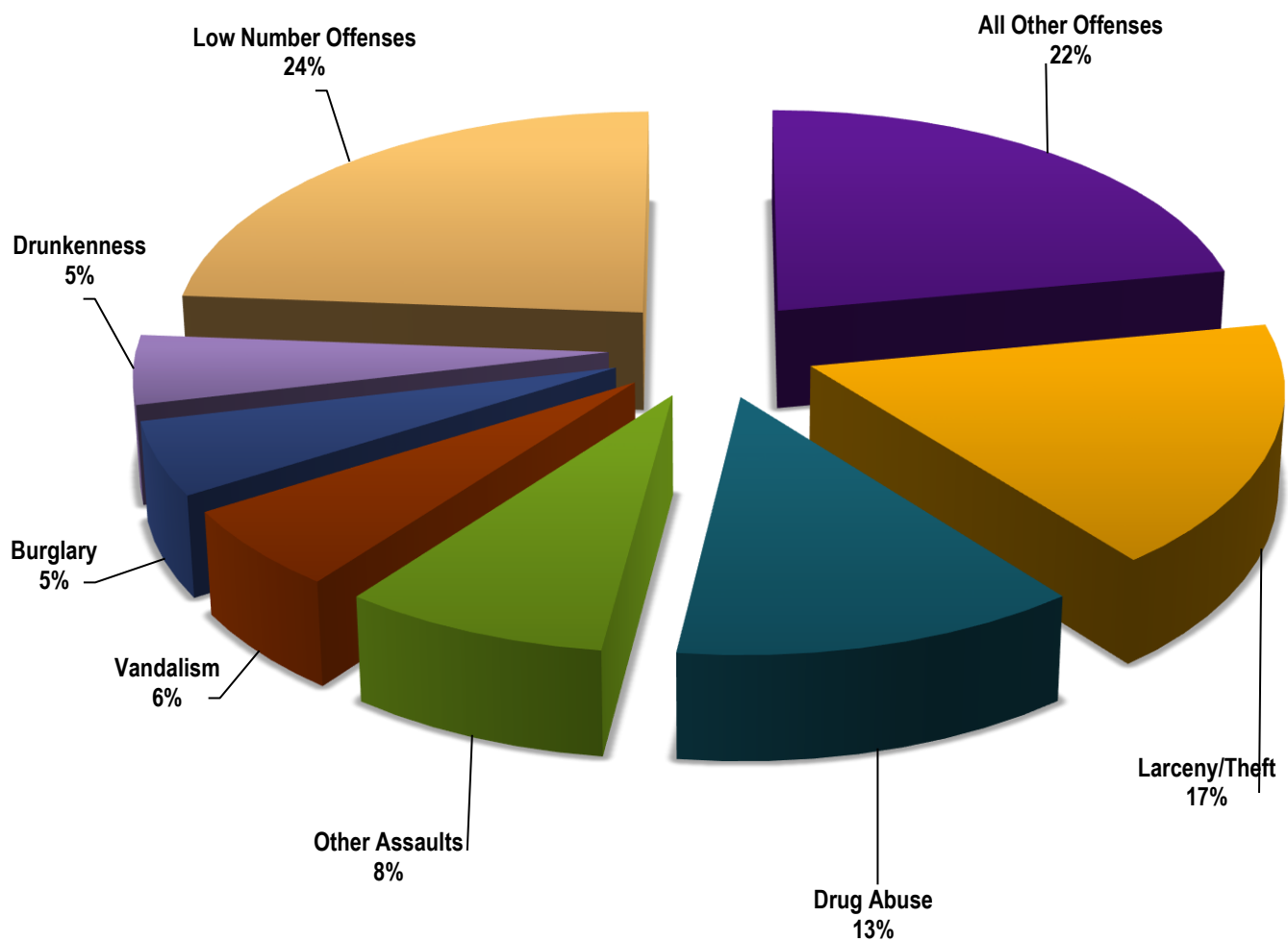
TOTALS

| | | |
|-------------------------|-------------|-------------|
| PART I OFFENSES | 472 | 307 |
| PART II OFFENSES | 1400 | 854 |
| NON-UCR OFFENSES | 709 | 576 |
| TOTAL | 2581 | 1737 |

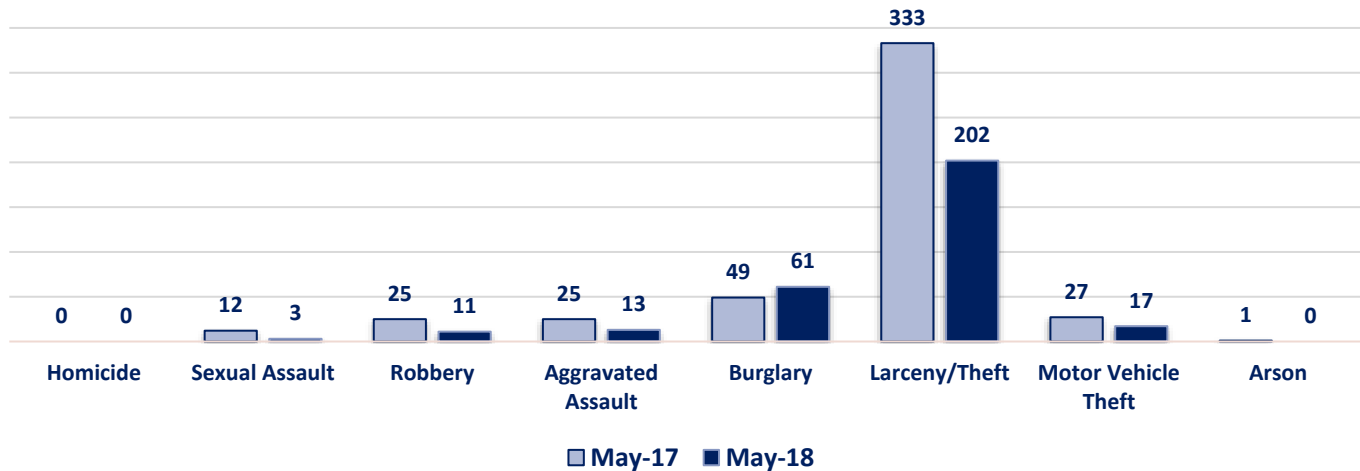
PART II OFFENSES

| OFFENSE | MAY 17 | MAY 18 |
|-----------------------|-------------|------------|
| Other Assaults | 114 | 96 |
| Forgery/Counterfeit | 26 | 16 |
| Fraud | 47 | 46 |
| Embezzlement | 2 | 1 |
| Stolen Property | 13 | 9 |
| Vandalism | 68 | 67 |
| Weapons | 15 | 9 |
| Prostitution | 14 | 30 |
| Sex Offenses | 6 | 8 |
| Drug Abuse | 394 | 146 |
| Gambling | 0 | 0 |
| Family Offenses | 43 | 47 |
| DUI | 32 | 13 |
| Liquor Laws | 28 | 16 |
| Drunkenness | 54 | 57 |
| Disorderly Conduct | 27 | 29 |
| All Other Offenses | 509 | 256 |
| Curfew/Loitering | 0 | 2 |
| Runaway | 8 | 6 |
| PART II TOTALS | 1400 | 854 |

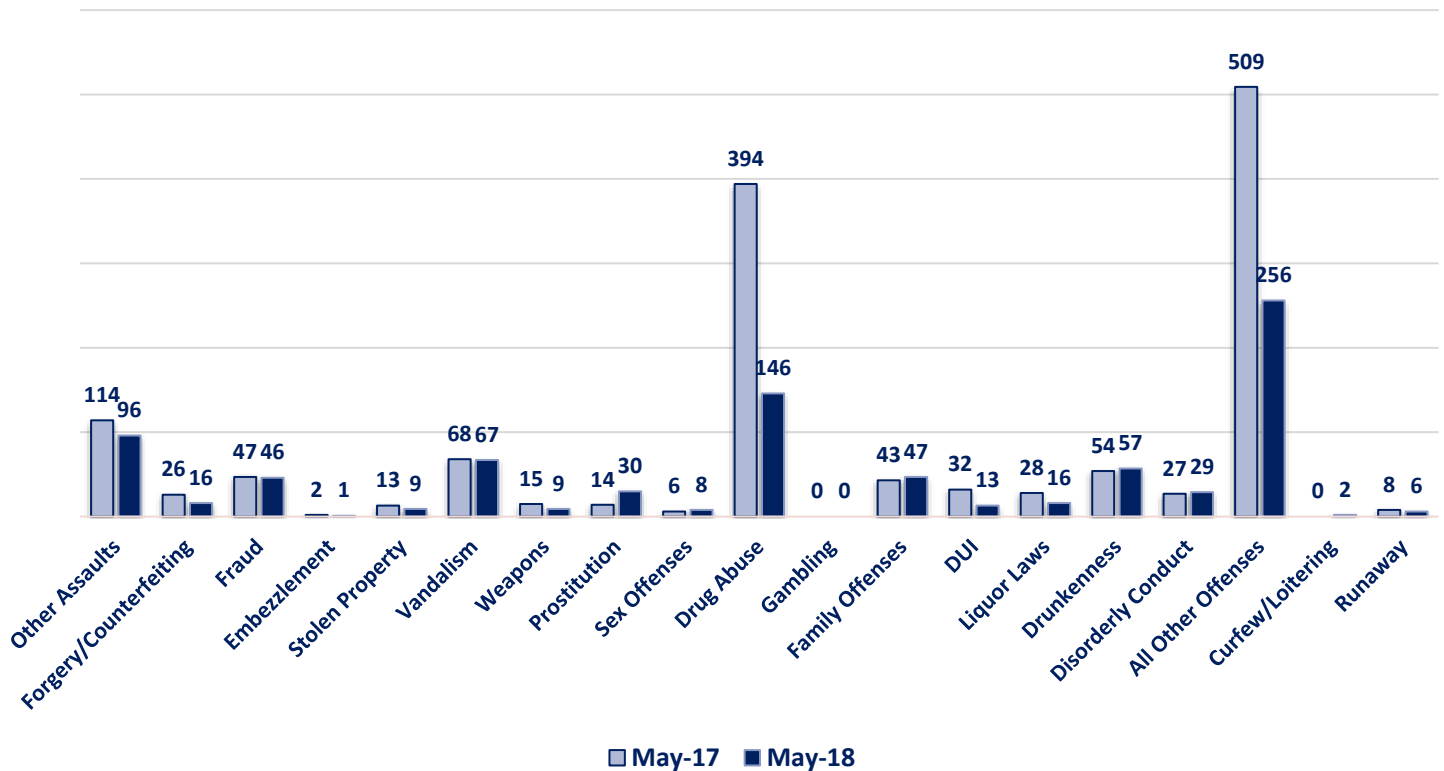
May 2018 - Part I & II Offense Percentages



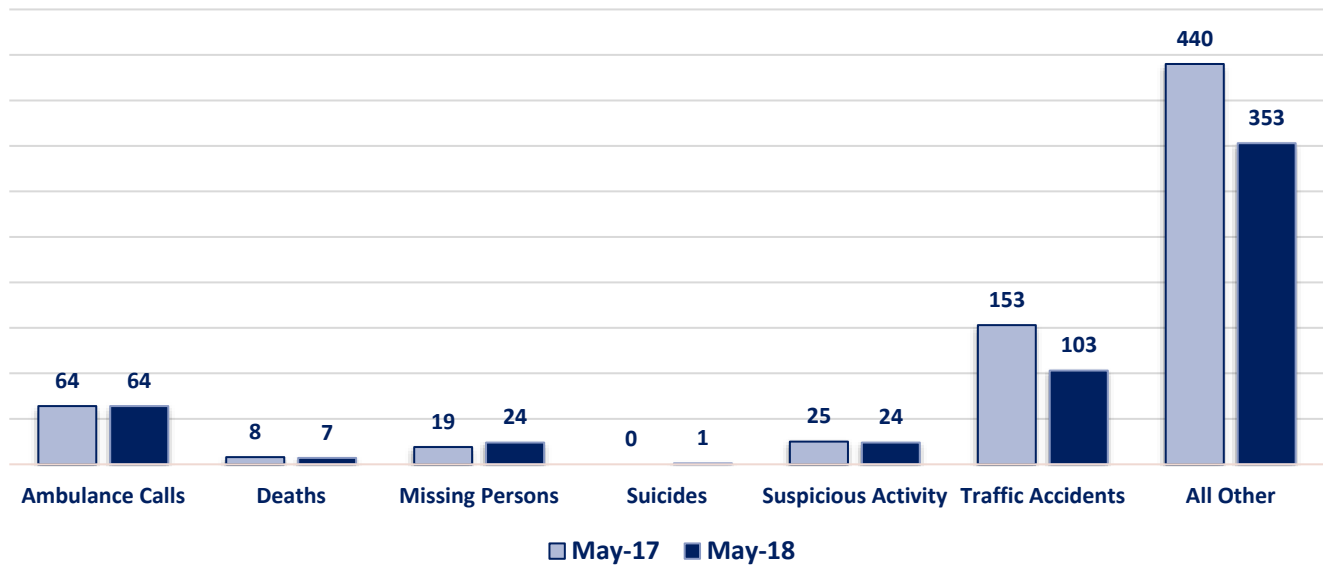
Part I Offenses



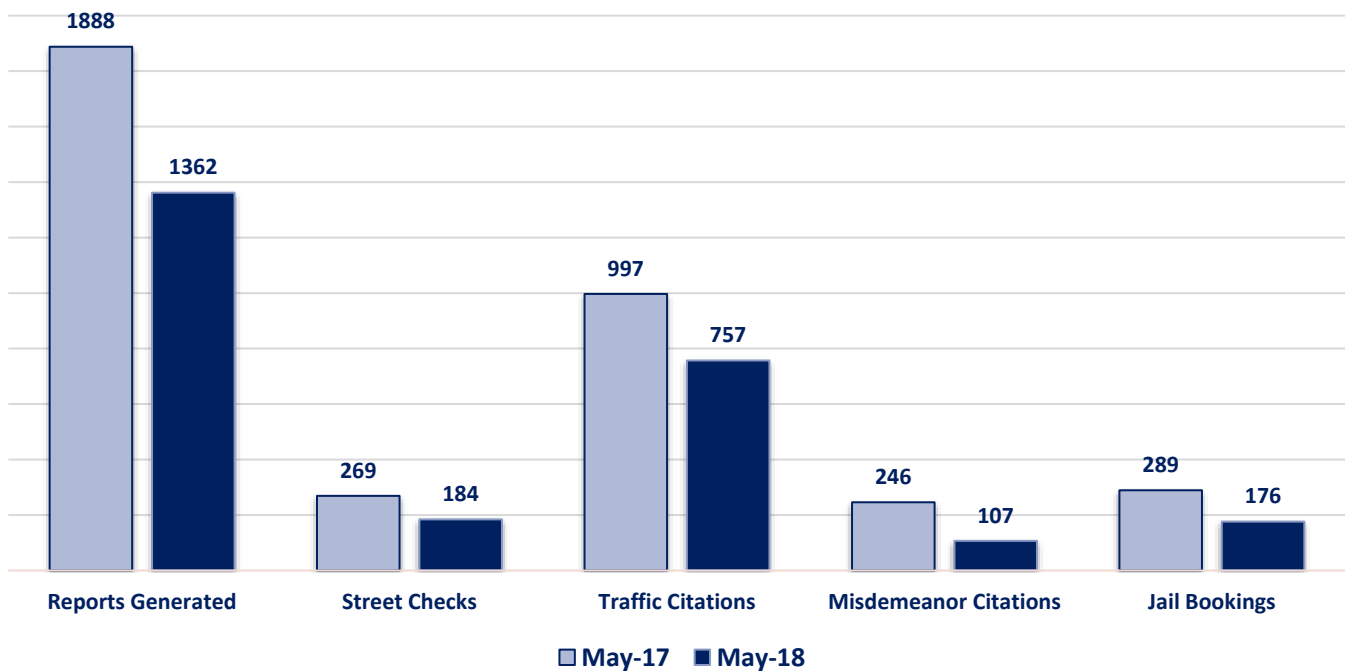
Part II Offenses



Non-UCR Offenses

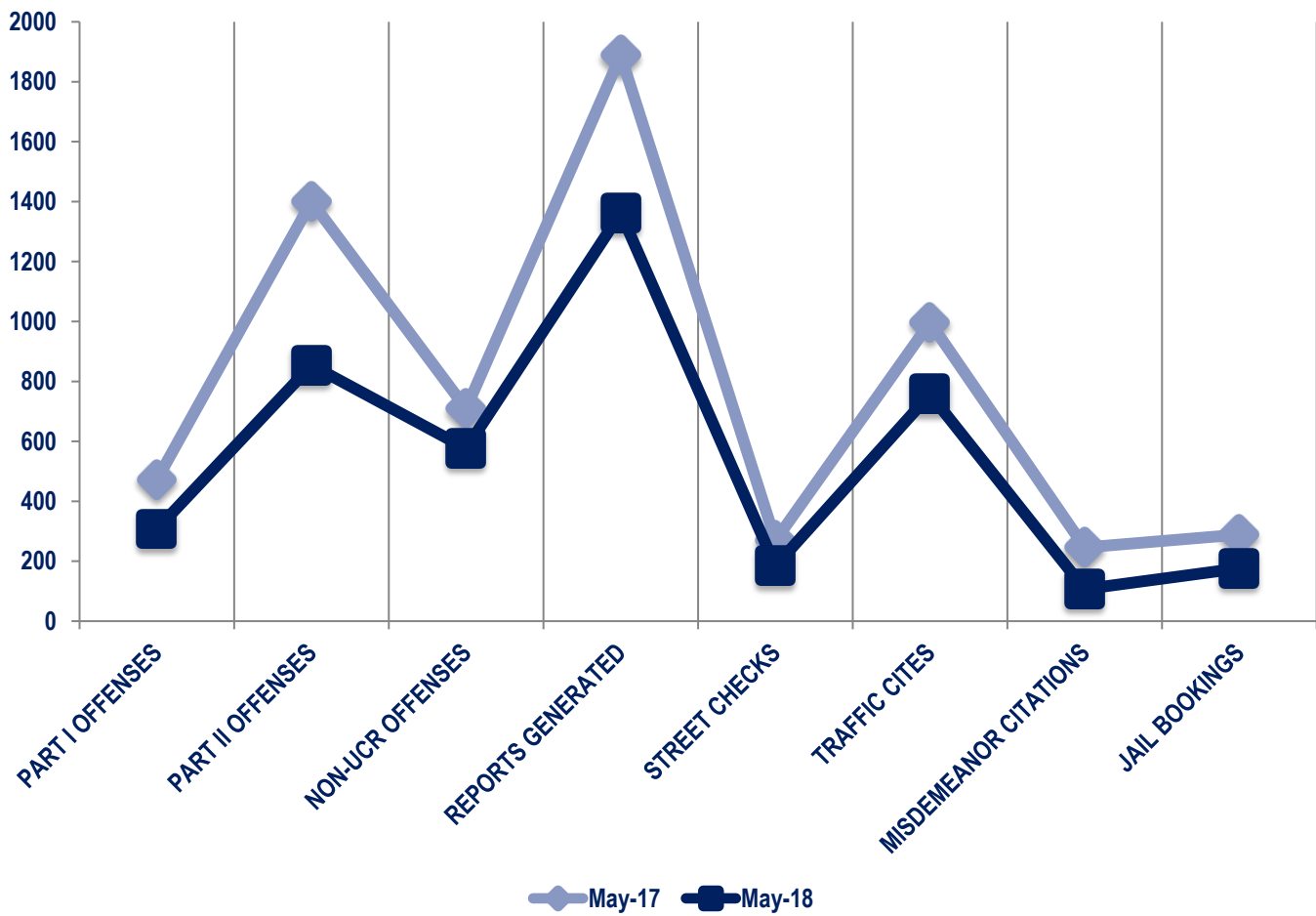


Other Event Totals



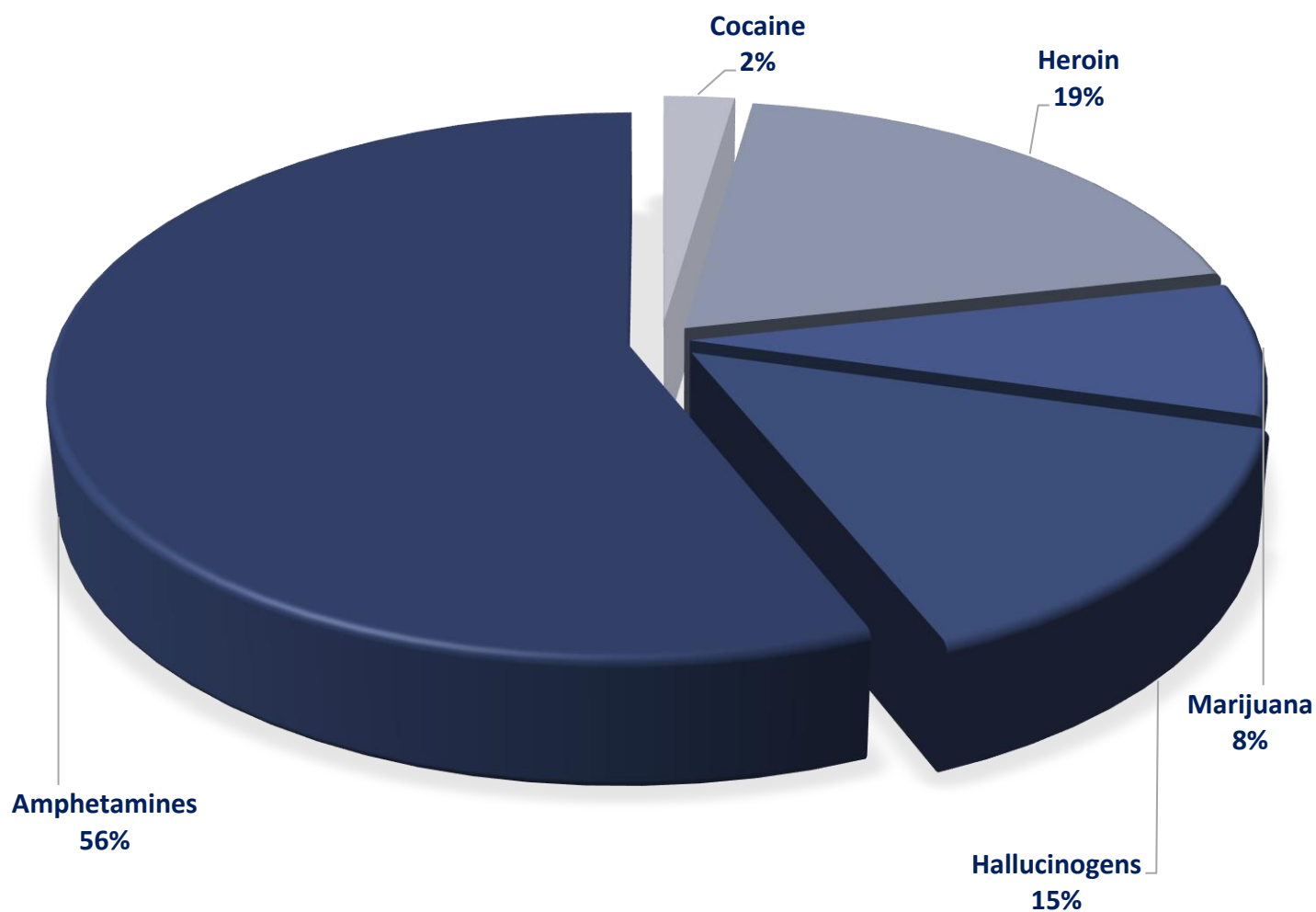
Combined Offense/Event Trends

| | MAY 2017 | MAY 2018 |
|------------------------------|----------|----------|
| Part I Offenses | 472 | 307 |
| Part II Offenses | 1400 | 854 |
| NonUCR Offenses | 709 | 576 |
| Reports Generated | 1888 | 1362 |
| Street Checks | 269 | 184 |
| Traffic Citations | 997 | 757 |
| Misdemeanor Citations | 246 | 107 |
| Jail Bookings | 289 | 176 |

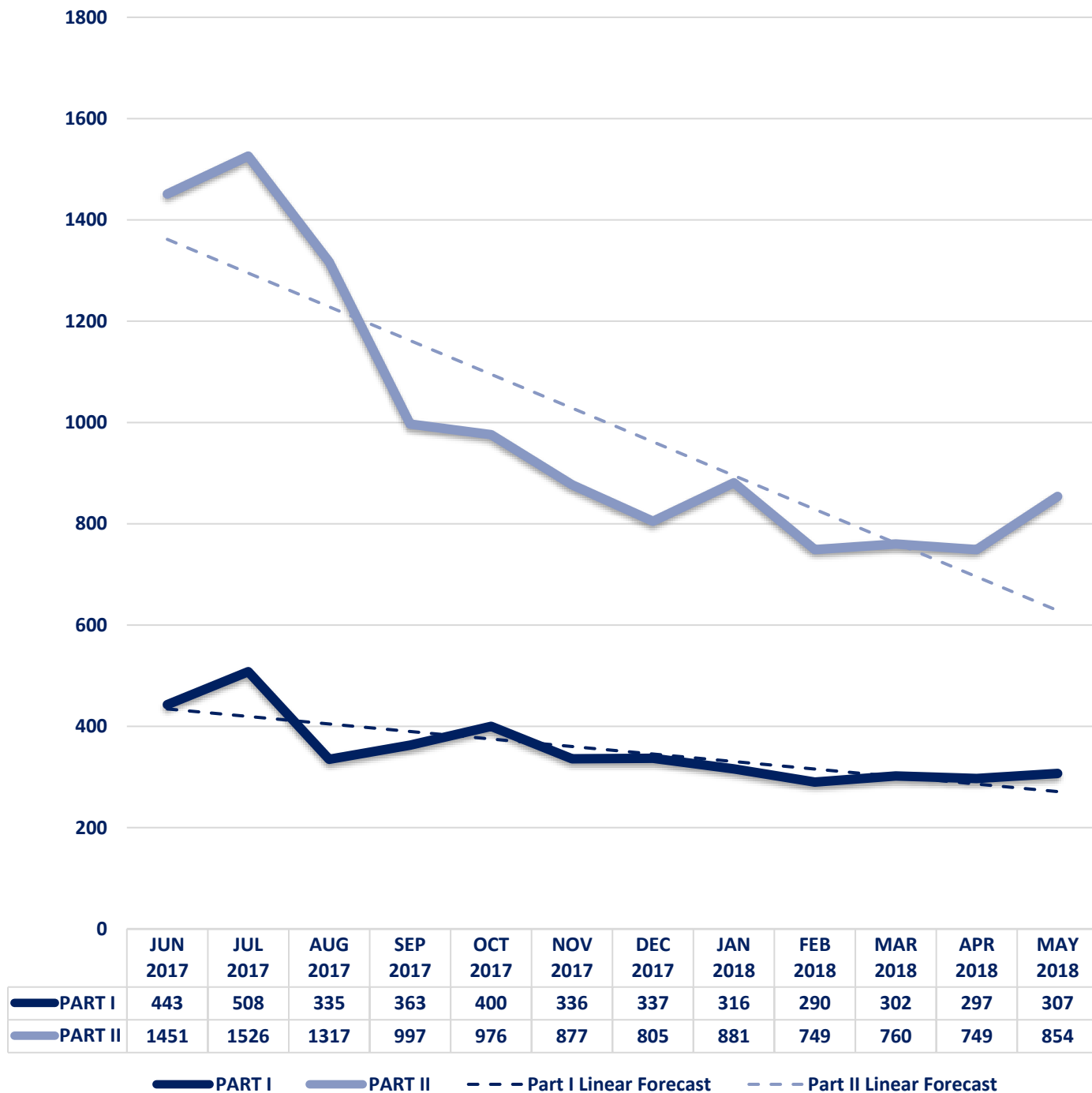


Seized Drugs

| TYPE | DOSES | STREET VALUE |
|---------------|---------------|---------------------|
| Cocaine | 40.0 | \$ 400.00 |
| Heroin | 331.8 | \$ 3,318.35 |
| Marijuana | 136.6 | \$ 819.82 |
| Hallucinogens | 250.4 | \$ 500.71 |
| Amphetamines | 970.2 | \$ 9,702.00 |
| TOTAL | 1729.0 | \$ 14,740.88 |



Part I & II Offenses - One Year





CITY COUNCIL DISTRICT #4

MONTHLY OFFENSE SUMMARY

JUNE 2018

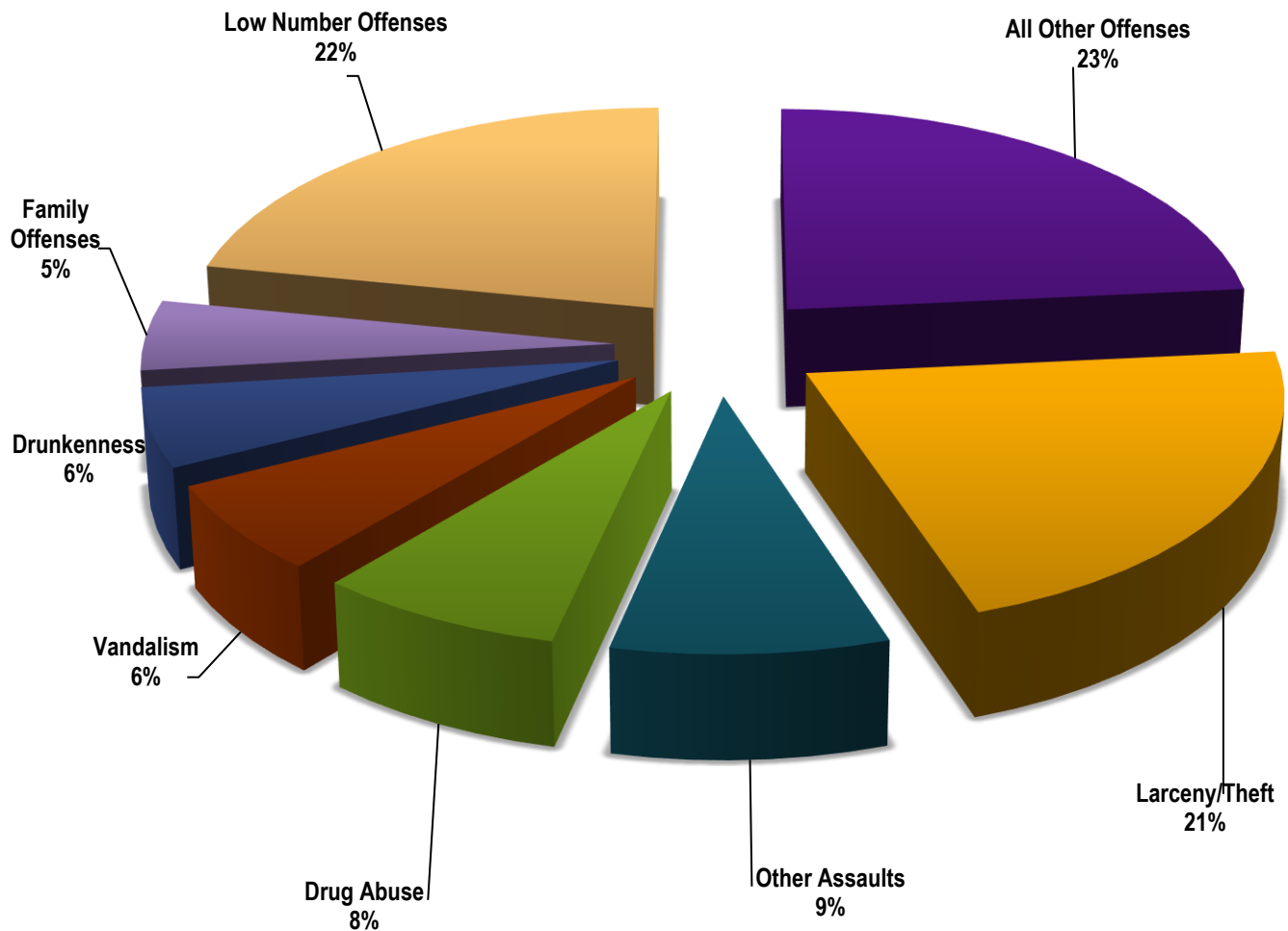
These figures represent preliminary counts of original Police Incident Reports and include all offenses within the above listed City Council District only. Full statistical analysis to determine the confidence level of this data has not been performed. The results contained herein are approximate in relation to the listed area and may not fully coincide with data shown in other areas of SLCPD's Crime Statistics page such as Calls for Service, Crimes Trending, and Crime Reports due to and reflective of departmental procedures that were in place at the time the event occurred and the date this data was compiled. Results displayed are not distinguished as attempted or completed crimes, do not include other calls for police service, and only represent police service where a report was made. Police Incident Reports are classified by primary offense categories as defined by the Uniform Crime Reporting (UCR) system, however for this report all offenses are included, and each incident may have more than one offense listed on it. In cases where there is more than one offense listed, all offenses are counted individually. Although every reasonable verification effort is made, the accuracy of any data is subject to the constraints of the report generation process as well as the manner, format, and point in time of any query.

| | |
|-----------------------------|--|
| PART I OFFENSES: | Chosen by the FBI as Part I Offenses because they are serious crimes that occur with regularity in all areas of the country and are likely to be reported to Police. |
| PART II OFFENSES: | All other crimes other than the eight Part I Offenses. The Uniform Crime Reporting Program gathers only arrest data for Part II Offenses, however, SLCPD results displayed in this document display all Part II Offenses, regardless of the presence of arrest data. |
| ALL OTHER OFFENSES: | Under the Part II Offense section, 'All Other Offenses' include Peeping Tom, Trespass, Kidnap/Abduction, Pornography, Extortion/Blackmail, Bribery, Warrants, Sexual Offenses, Obstruction, Public Peace, and Hit & Run. |
| NON-UCR OFFENSES: | Non-UCR Offenses include reports for all other offenses not classified as a Part I or Part II Offense. Results displayed separate some of these offenses such as Ambulance Calls, Deaths, Missing Persons, Suicides, Suspicious Activity, and Traffic Accidents. |
| ALL OTHER NON-UCR: | Under the Non-UCR category, 'All Other' include the remainder of offenses not classified as Part I or Part II and not separated from the Non-UCR Offenses. These include things such as Loud Parties, Barking Dogs, Mentally Ill Subjects, Citizen Assistance, etc. |
| LOW NUMBER OFFENSES: | On page two, in the interest of space and allowing for easier viewing, the category titled 'Low Number Offenses' include Part I and Part II Offenses from page one that have totals under the amount of 55. |

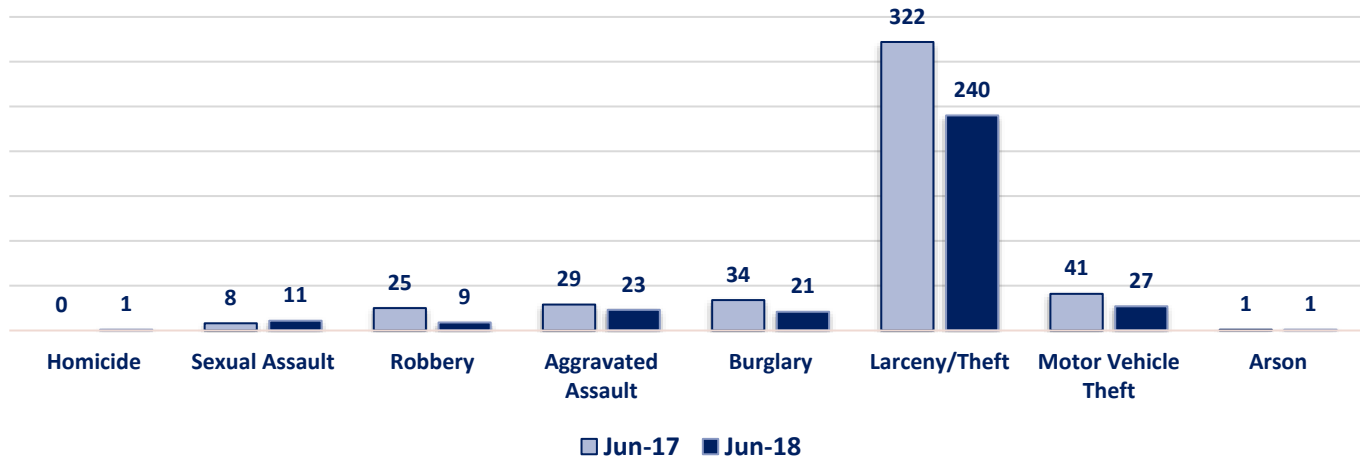
Offenses

| PART I OFFENSES | OFFENSE | JUN 17 | JUN 18 | OFFENSE | JUN 17 | JUN 18 | PART II OFFENSES |
|------------------|-------------------------|-------------|-------------|-----------------------|-------------|------------|------------------|
| | Homicide | 0 | 1 | Other Assaults | 131 | 96 | |
| | Sexual Assault | 8 | 11 | Forgery/Counterfeit | 21 | 18 | |
| | Robbery | 25 | 9 | Fraud | 66 | 53 | |
| | Aggravated Assault | 29 | 23 | Embezzlement | 0 | 0 | |
| | Burglary | 34 | 21 | Stolen Property | 17 | 3 | |
| | Larceny/Theft | 322 | 240 | Vandalism | 71 | 71 | |
| | Motor Vehicle Theft | 41 | 27 | Weapons | 13 | 3 | |
| | Arson | 1 | 1 | Prostitution | 11 | 4 | |
| NON-UCR OFFENSES | PART I TOTALS | 460 | 333 | Sex Offenses | 5 | 4 | PART II OFFENSES |
| | Ambulance Calls | 94 | 85 | Drug Abuse | 375 | 86 | |
| | Deaths | 8 | 10 | Gambling | 0 | 1 | |
| | Missing Persons | 15 | 14 | Family Offenses | 40 | 56 | |
| | Suicides | 1 | 4 | DUI | 32 | 12 | |
| | Suspicious Activity | 23 | 26 | Liquor Laws | 35 | 9 | |
| | Traffic Accidents | 109 | 117 | Drunkenness | 49 | 63 | |
| | All Other | 491 | 342 | Disorderly Conduct | 29 | 35 | |
| | NON-UCR TOTALS | 741 | 598 | All Other Offenses | 578 | 263 | |
| TOTALS | PART I OFFENSES | 460 | 333 | Curfew/Loitering | 1 | 1 | PART II OFFENSES |
| | PART II OFFENSES | 1480 | 787 | Runaway | 6 | 9 | |
| | NON-UCR OFFENSES | 741 | 598 | PART II TOTALS | 1480 | 787 | |
| | TOTAL | 2681 | 1718 | | | | |

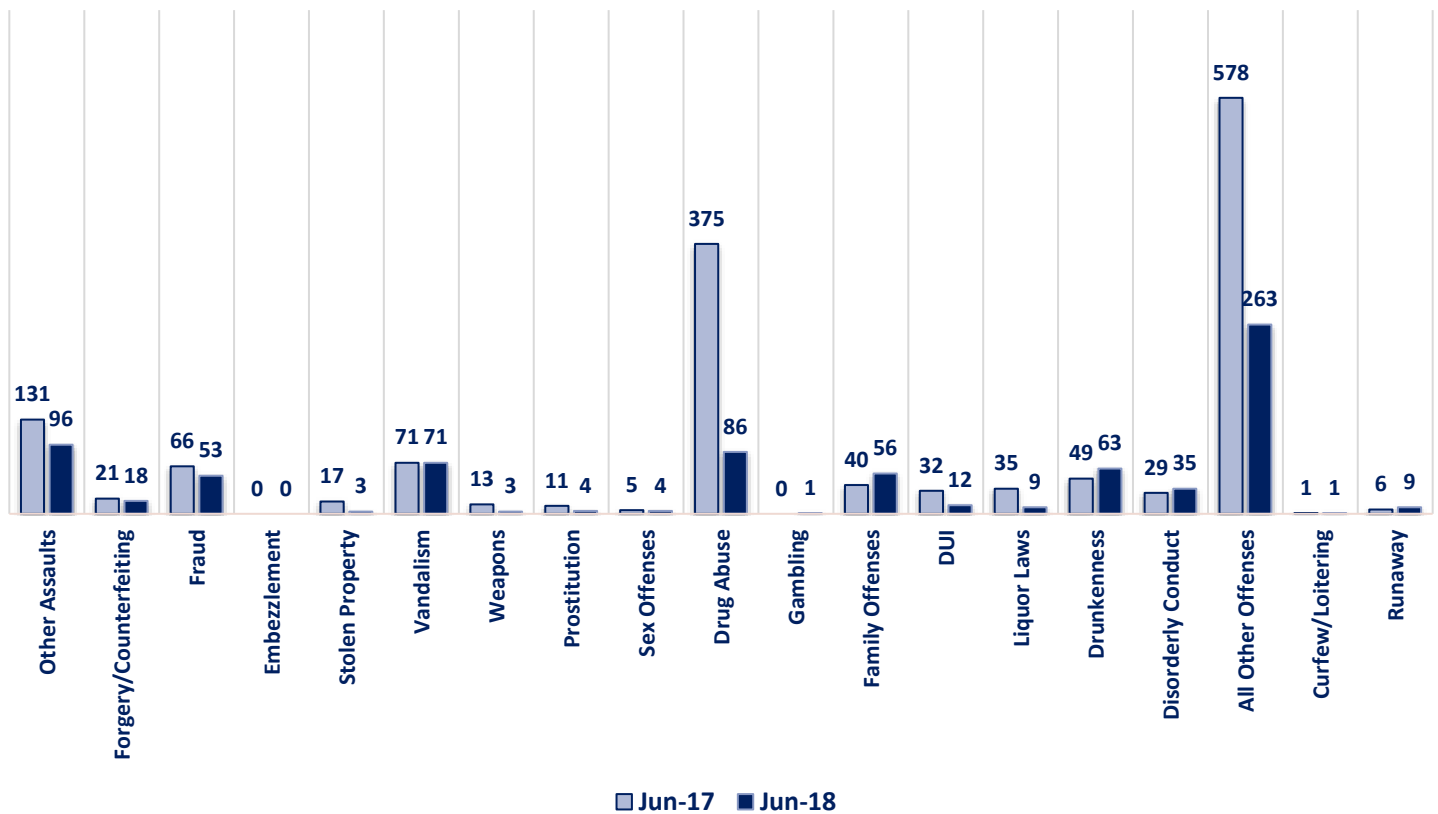
June 2018 - Part I & II Offense Percentages



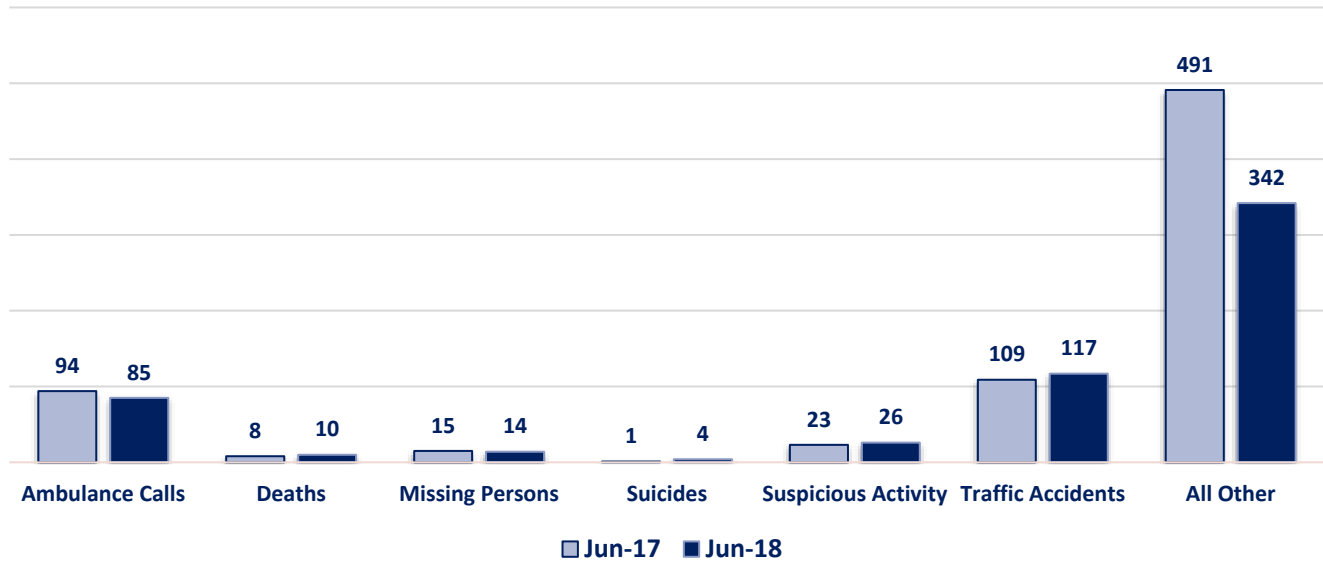
Part I Offenses



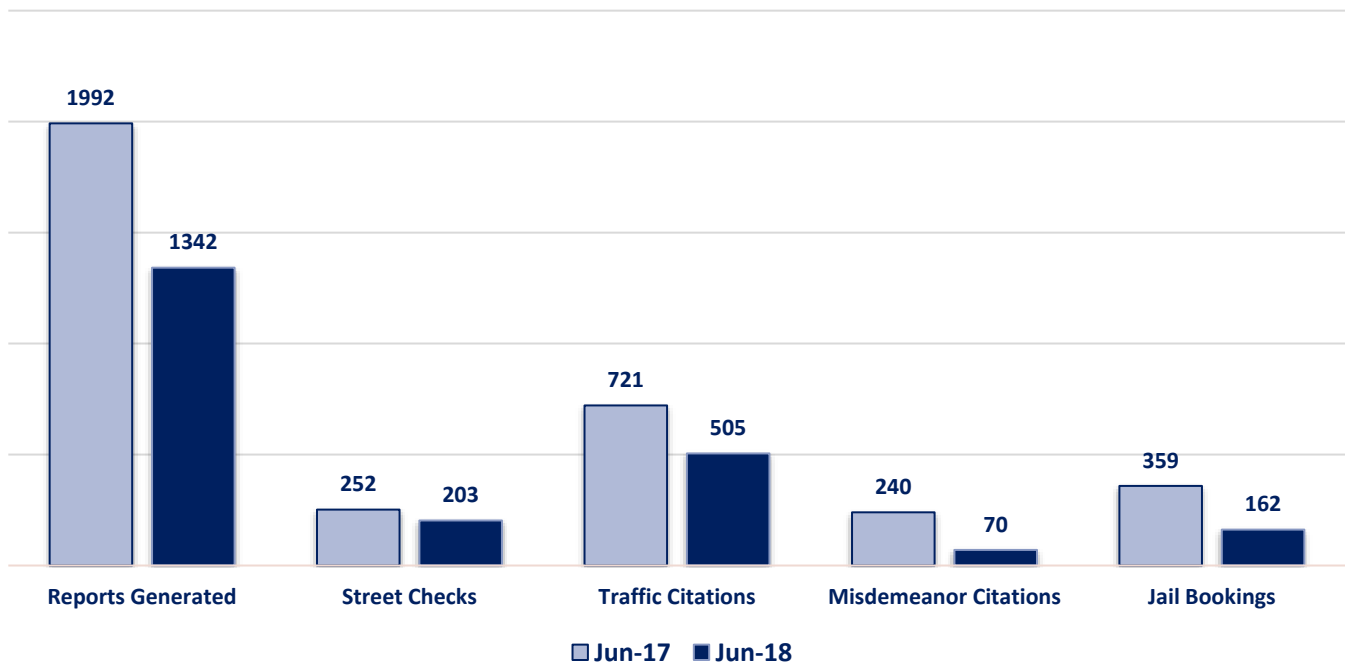
Part II Offenses



Non-UCR Offenses

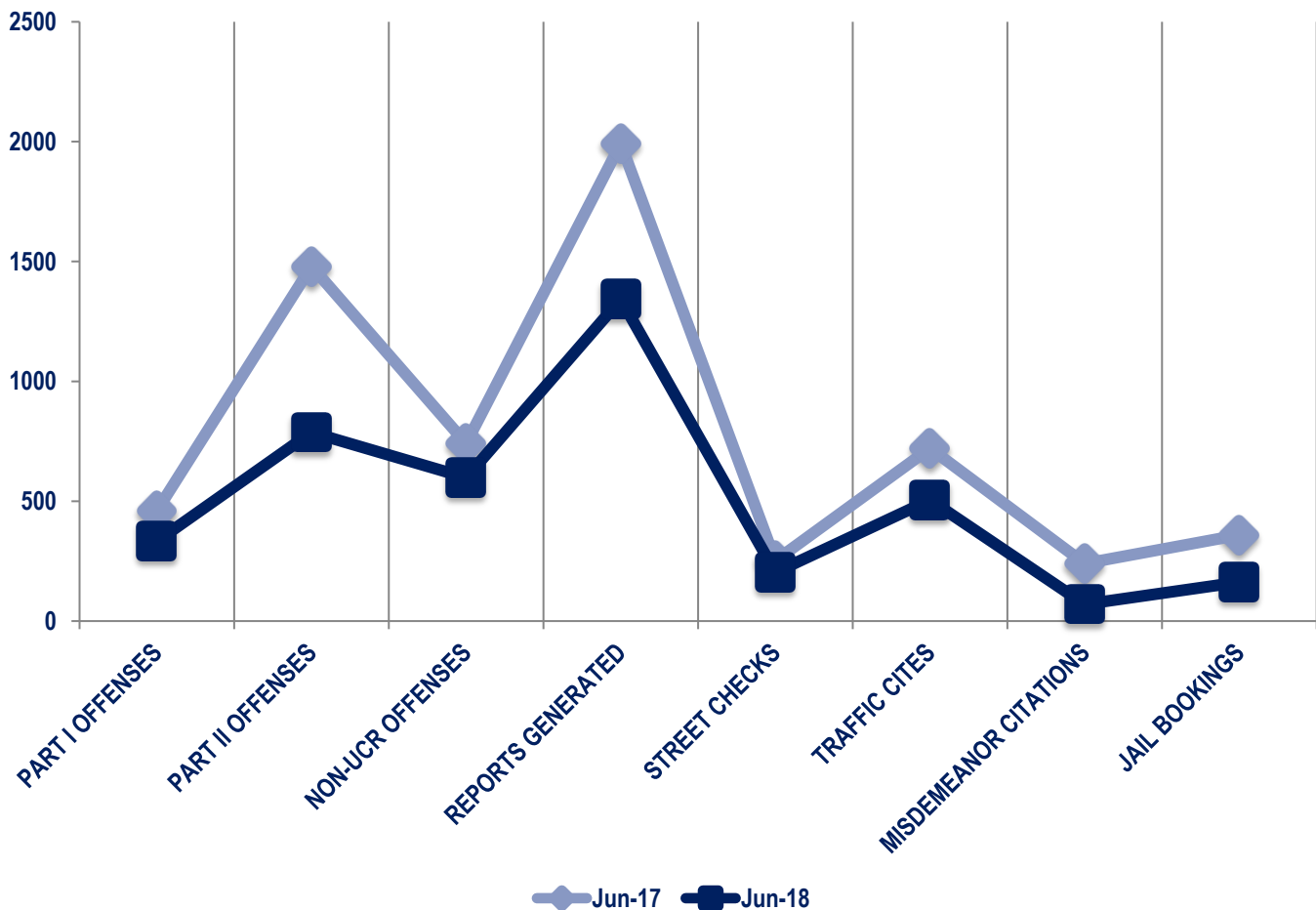


Other Event Totals



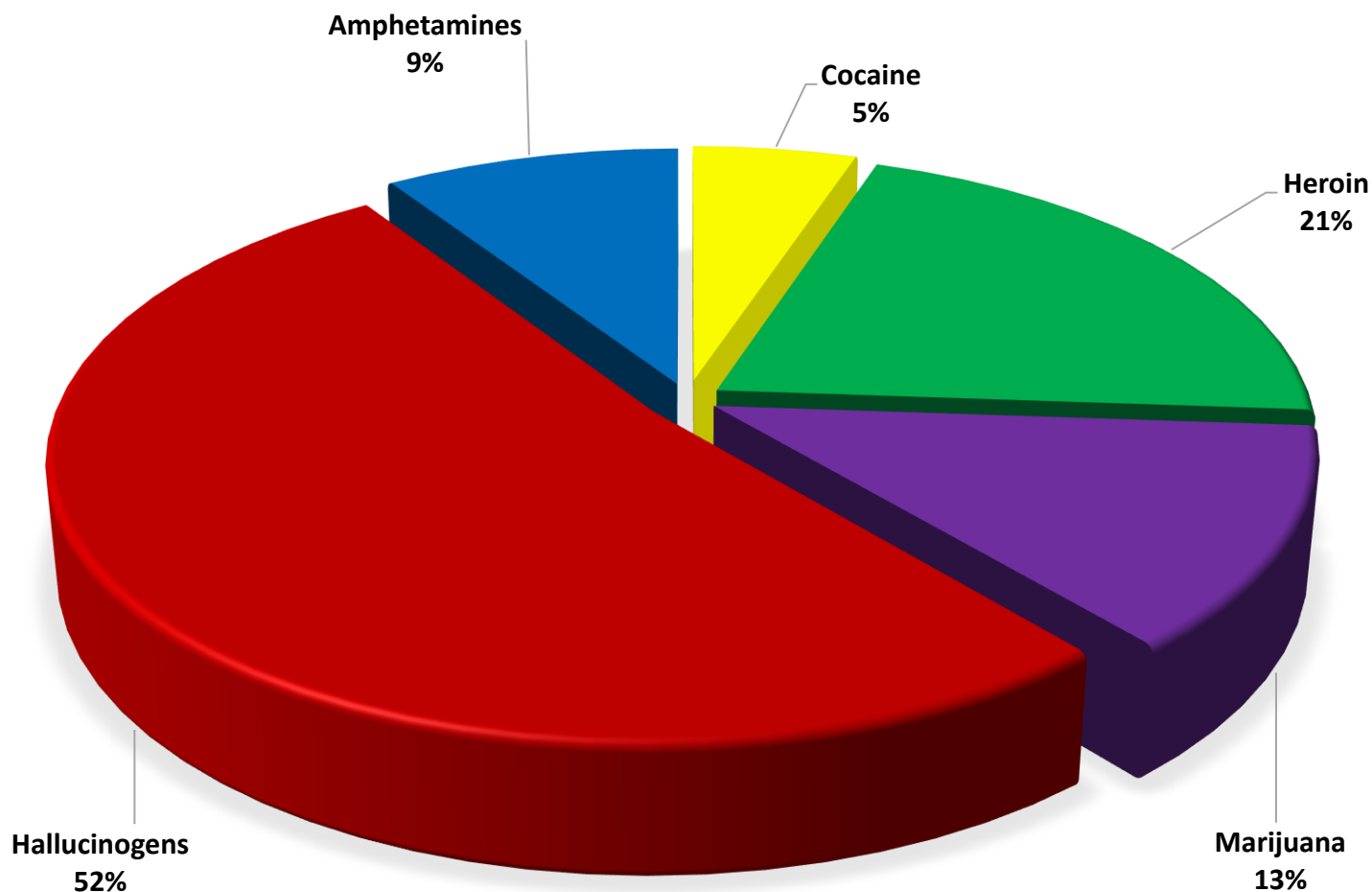
Combined Offense/Event Trends

| | JUN 2017 | JUN 2018 |
|------------------------------|----------|----------|
| Part I Offenses | 460 | 333 |
| Part II Offenses | 1480 | 787 |
| NonUCR Offenses | 741 | 598 |
| Reports Generated | 1992 | 1342 |
| Street Checks | 252 | 203 |
| Traffic Citations | 721 | 505 |
| Misdemeanor Citations | 240 | 70 |
| Jail Bookings | 359 | 162 |

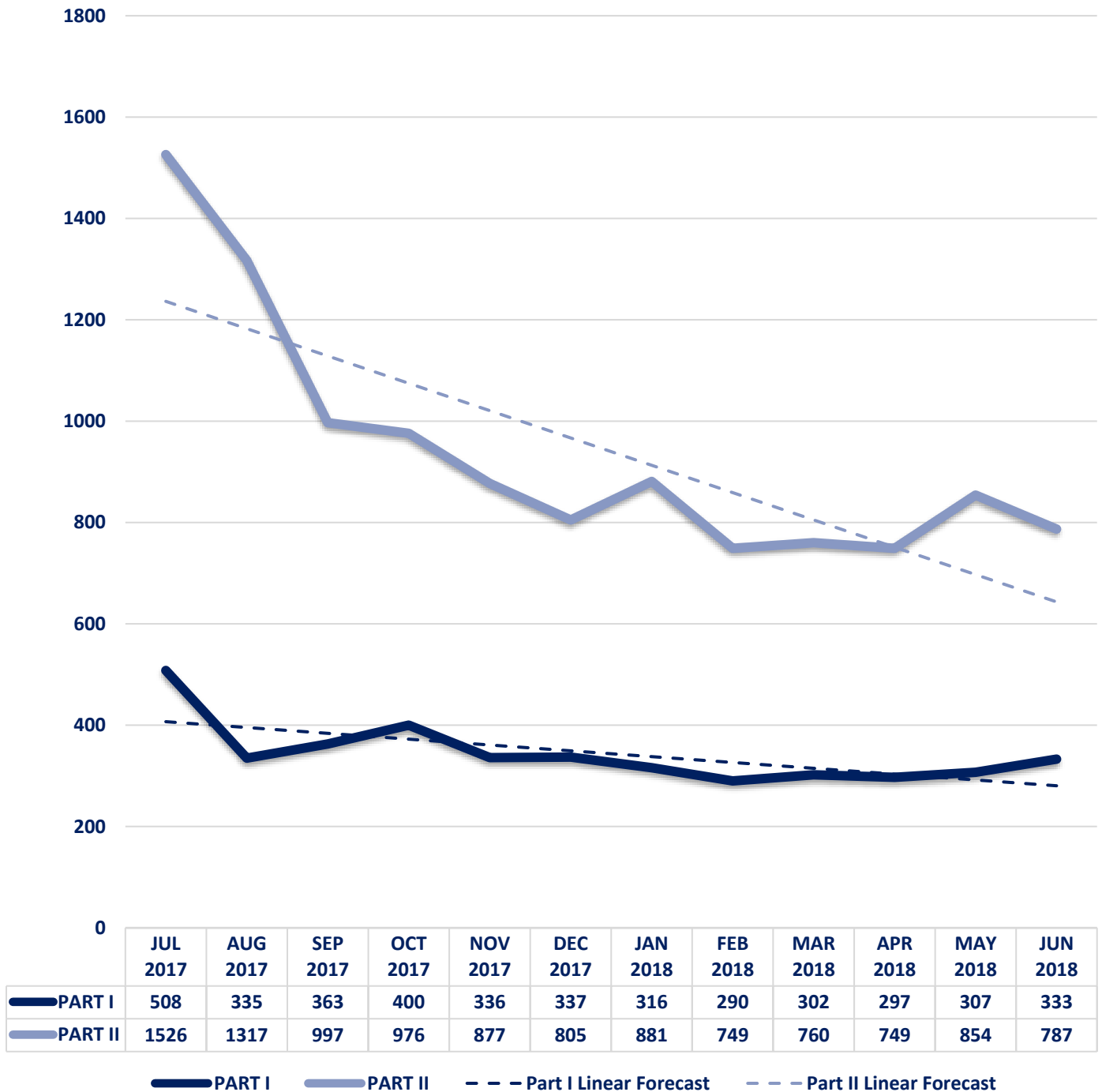


Seized Drugs

| TYPE | DOSES | STREET VALUE |
|---------------|--------------|--------------------|
| Cocaine | 30.0 | \$ 300.00 |
| Heroin | 122.0 | \$ 1,220.00 |
| Marijuana | 74.0 | \$ 444.21 |
| Hallucinogens | 302.2 | \$ 604.37 |
| Amphetamines | 54.0 | \$ 540.00 |
| TOTAL | 582.2 | \$ 3,108.58 |



Part I & II Offenses - One Year





CITY COUNCIL DISTRICT #4

MONTHLY OFFENSE SUMMARY

JULY 2018

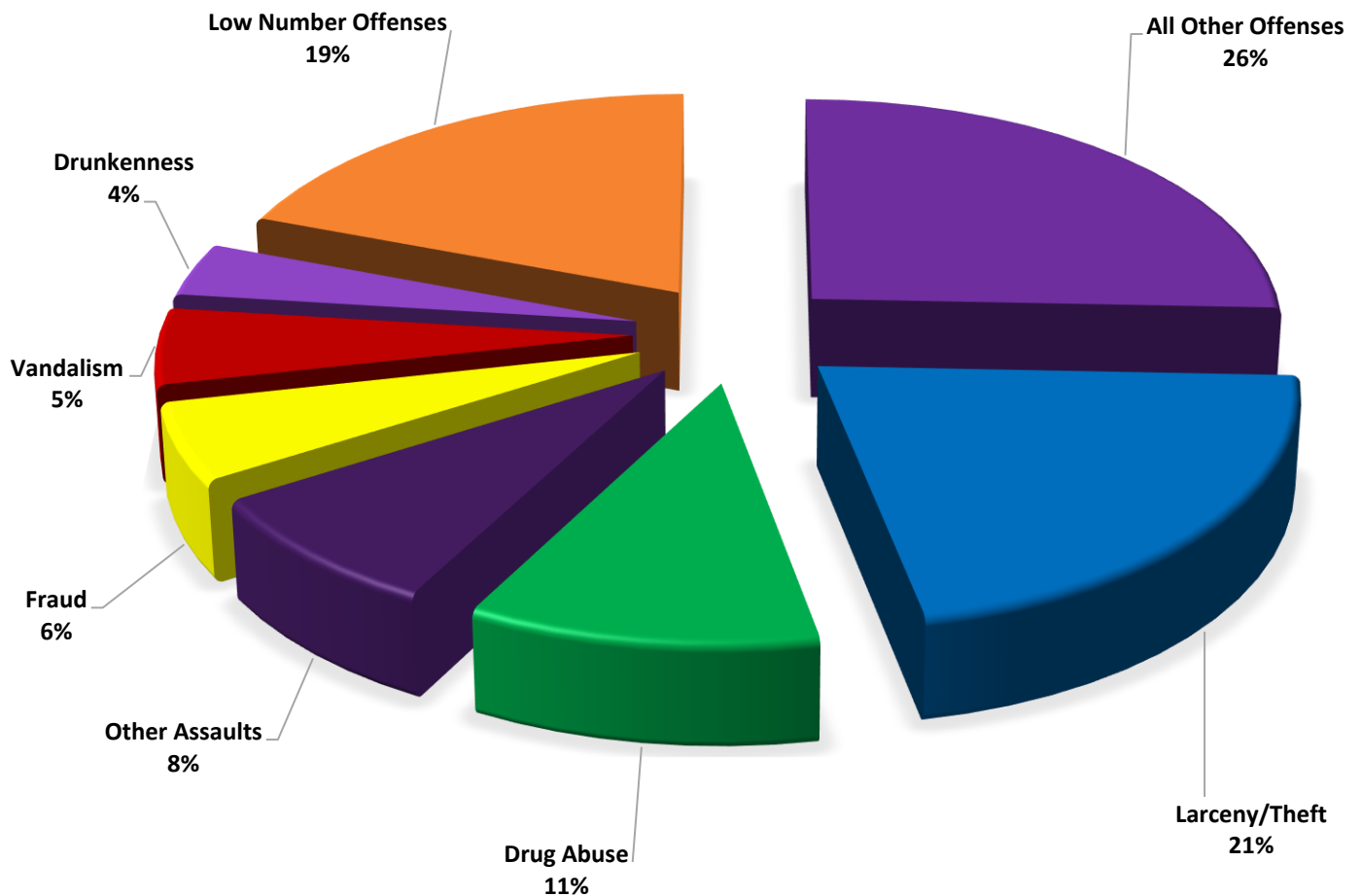
These figures represent preliminary counts of original Police Incident Reports and include all offenses within the above listed City Council District only. Full statistical analysis to determine the confidence level of this data has not been performed. The results contained herein are approximate in relation to the listed area and may not fully coincide with data shown in other areas of SLCPD's Crime Statistics page such as Calls for Service, Crimes Trending, and Crime Reports due to and reflective of departmental procedures that were in place at the time the event occurred and the date this data was compiled. Results displayed are not distinguished as attempted or completed crimes, do not include other calls for police service, and only represent police service where a report was made. Police Incident Reports are classified by primary offense categories as defined by the Uniform Crime Reporting (UCR) system, however for this report all offenses are included, and each incident may have more than one offense listed on it. In cases where there is more than one offense listed, all offenses are counted individually. Although every reasonable verification effort is made, the accuracy of any data is subject to the constraints of the report generation process as well as the manner, format, and point in time of any query.

| | |
|-----------------------------|--|
| PART I OFFENSES: | Chosen by the FBI as Part I Offenses because they are serious crimes that occur with regularity in all areas of the country and are likely to be reported to Police. |
| PART II OFFENSES: | All other crimes other than the eight Part I Offenses. The Uniform Crime Reporting Program gathers only arrest data for Part II Offenses, however, SLCPD results displayed in this document display all Part II Offenses, regardless of the presence of arrest data. |
| ALL OTHER OFFENSES: | Under the Part II Offense section, 'All Other Offenses' include Peeping Tom, Trespass, Kidnap/Abduction, Pornography, Extortion/Blackmail, Bribery, Warrants, Sexual Offenses, Obstruction, Public Peace, and Hit & Run. |
| NON-UCR OFFENSES: | Non-UCR Offenses include reports for all other offenses not classified as a Part I or Part II Offense. Results displayed separate some of these offenses such as Ambulance Calls, Deaths, Missing Persons, Suicides, Suspicious Activity, and Traffic Accidents. |
| ALL OTHER NON-UCR: | Under the Non-UCR category, 'All Other' include the remainder of offenses not classified as Part I or Part II and not separated from the Non-UCR Offenses. These include things such as Loud Parties, Barking Dogs, Mentally Ill Subjects, Citizen Assistance, etc. |
| LOW NUMBER OFFENSES: | On page two, in the interest of space and allowing for easier viewing, the category titled 'Low Number Offenses' include Part I and Part II Offenses from page one that have totals under the amount of 45. |

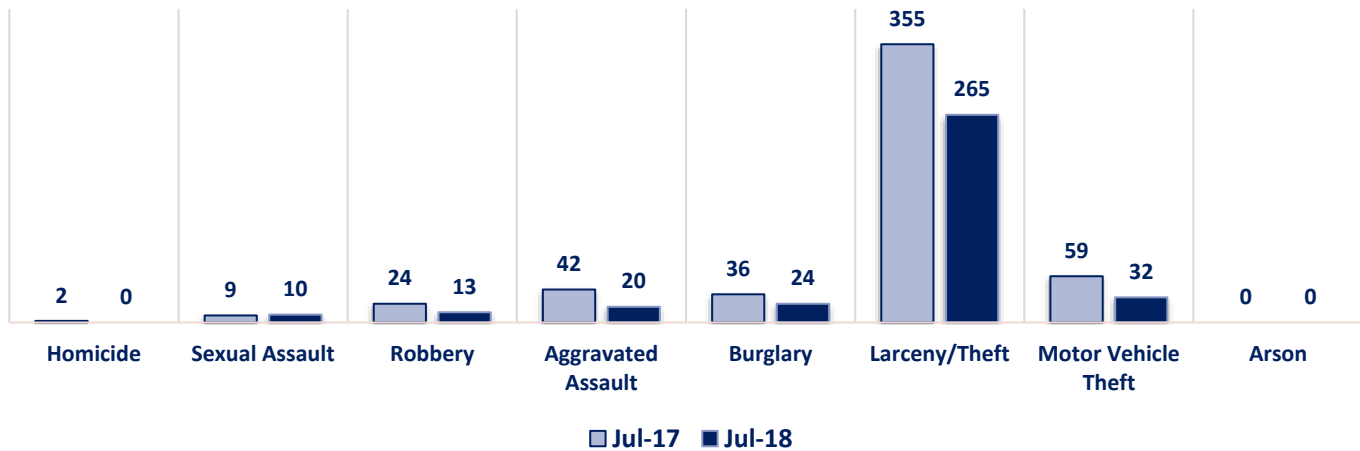
Offenses

| PART I OFFENSES | OFFENSE | JUL 17 | JUL 18 | OFFENSE | JUL 17 | JUL 18 |
|------------------|---------------------|--------|--------|---------------------|--------|--------|
| | Homicide | 2 | 0 | Other Assaults | 124 | 103 |
| | Sexual Assault | 9 | 10 | Forgery/Counterfeit | 18 | 12 |
| | Robbery | 24 | 13 | Fraud | 64 | 68 |
| | Aggravated Assault | 42 | 20 | Embezzlement | 0 | 0 |
| | Burglary | 36 | 24 | Stolen Property | 16 | 11 |
| | Larceny/Theft | 355 | 265 | Vandalism | 62 | 67 |
| | Motor Vehicle Theft | 59 | 32 | Weapons | 10 | 4 |
| | Arson | 0 | 0 | Prostitution | 2 | 7 |
| | PART I TOTALS | 527 | 364 | Sex Offenses | 4 | 7 |
| NON-UCR OFFENSES | Ambulance Calls | 95 | 72 | Drug Abuse | 466 | 134 |
| | Deaths | 7 | 6 | Gambling | 0 | 0 |
| | Missing Persons | 27 | 15 | Family Offenses | 39 | 43 |
| | Suicides | 0 | 2 | DUI | 26 | 13 |
| | Suspicious Activity | 27 | 33 | Liquor Laws | 24 | 15 |
| | Traffic Accidents | 142 | 117 | Drunkenness | 62 | 47 |
| | All Other | 508 | 348 | Disorderly Conduct | 30 | 21 |
| | NON-UCR TOTALS | 806 | 593 | All Other Offenses | 606 | 318 |
| | PART I OFFENSES | 527 | 364 | Curfew/Loitering | 1 | 0 |
| | PART II OFFENSES | 1563 | 877 | Runaway | 9 | 7 |
| TOTALS | NON-UCR OFFENSES | 806 | 593 | PART II TOTALS | 1563 | 877 |
| | TOTAL | 2896 | 1834 | | | |

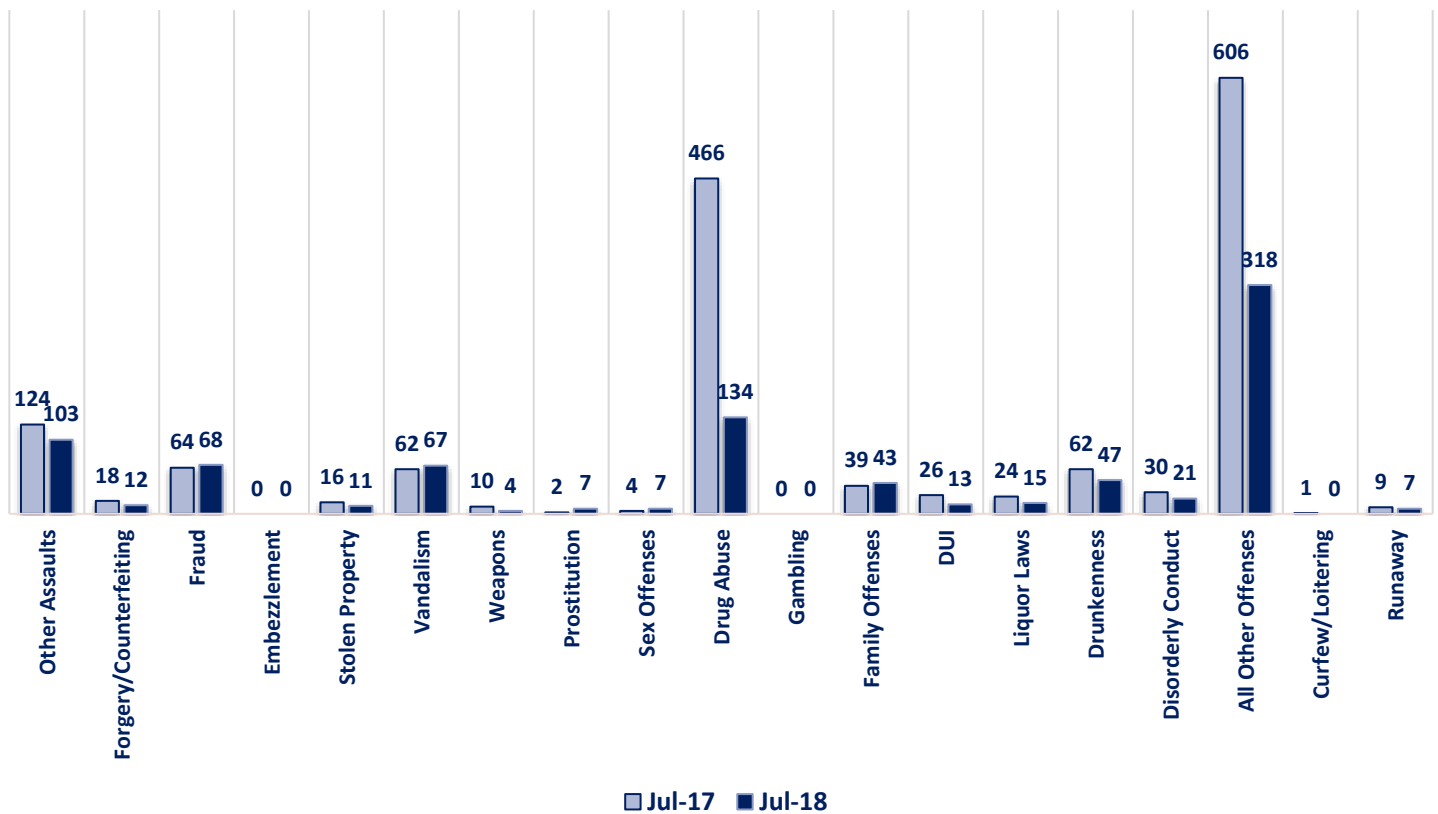
JULY 2018 - PART I & II OFFENSE PERCENTAGES



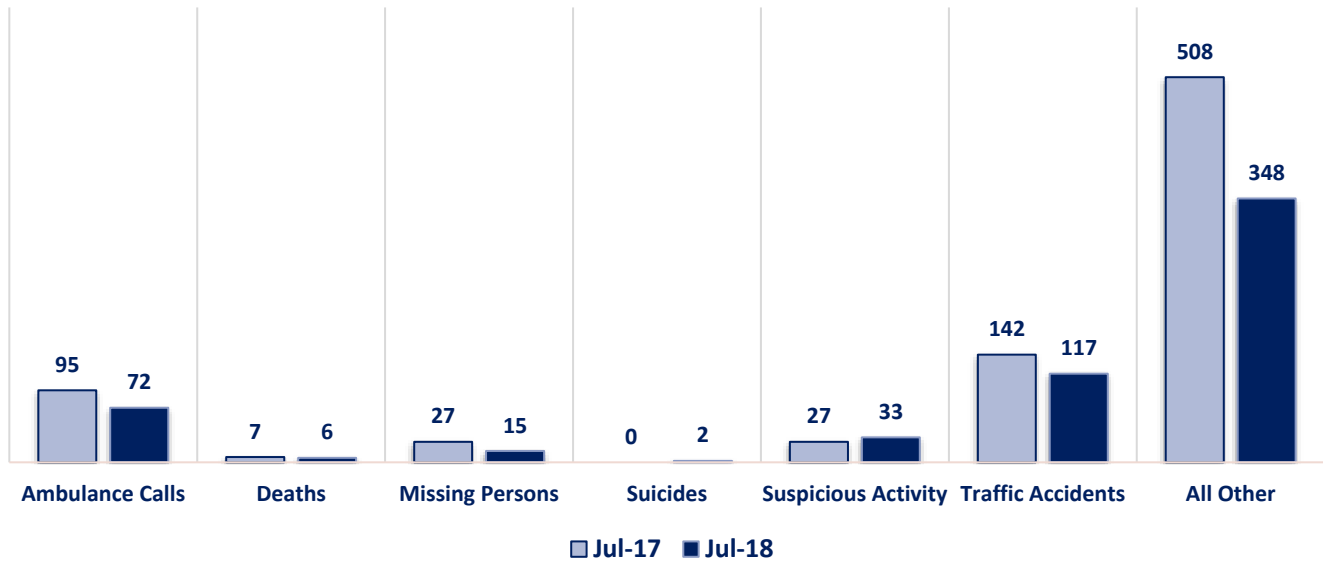
Part I Offenses



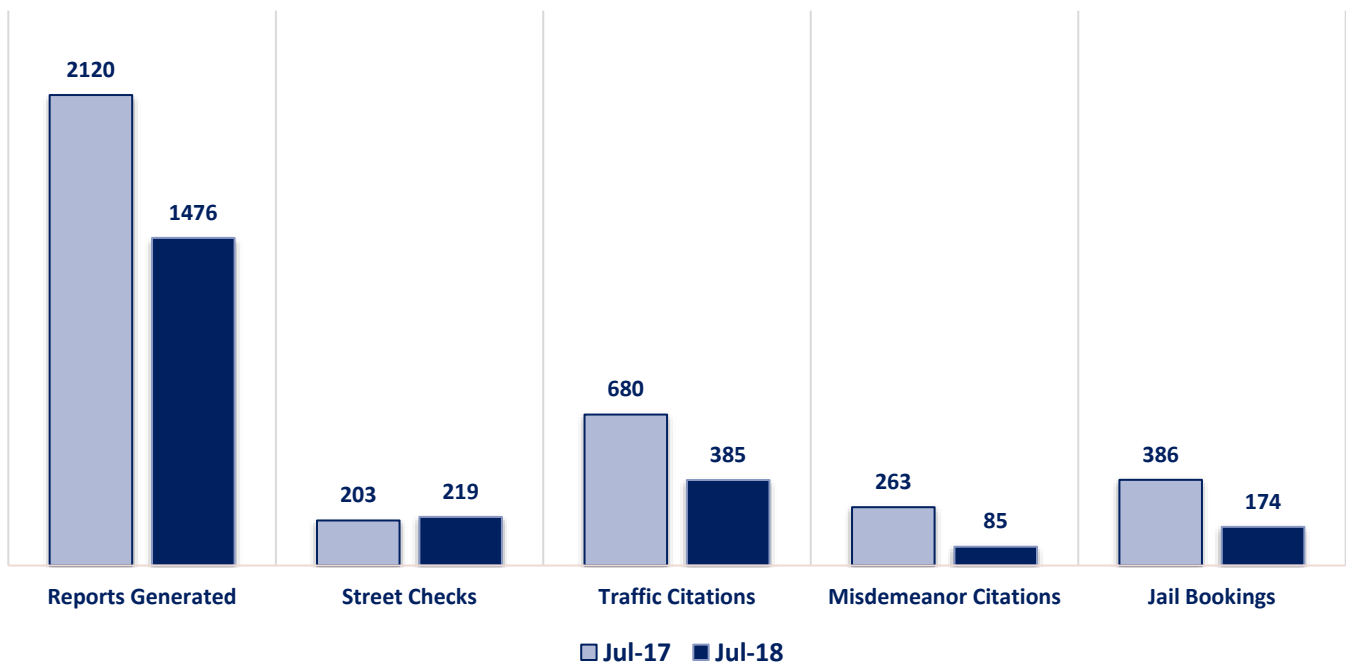
Part II Offenses



Non-UCR Offenses

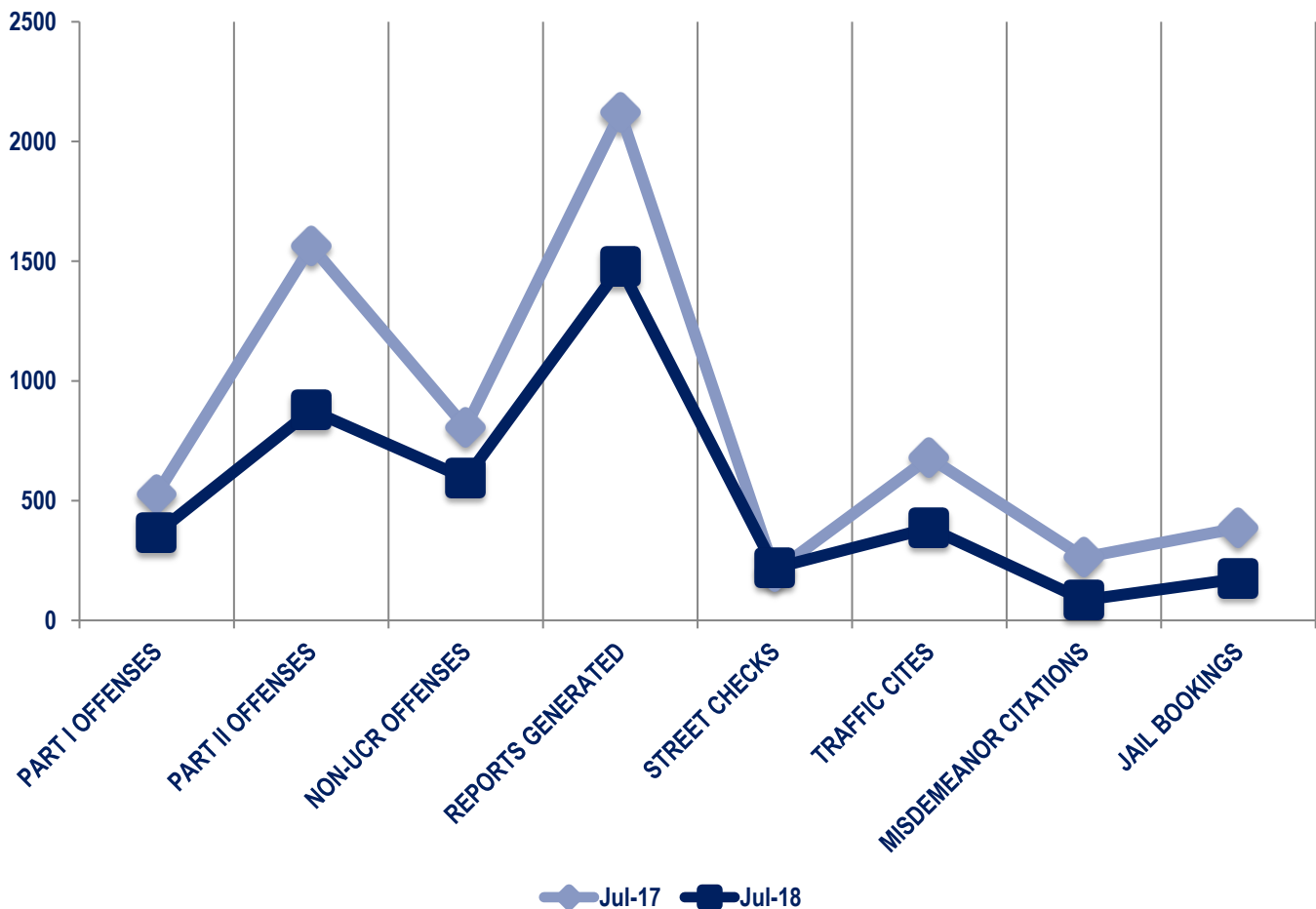


Other Event Totals



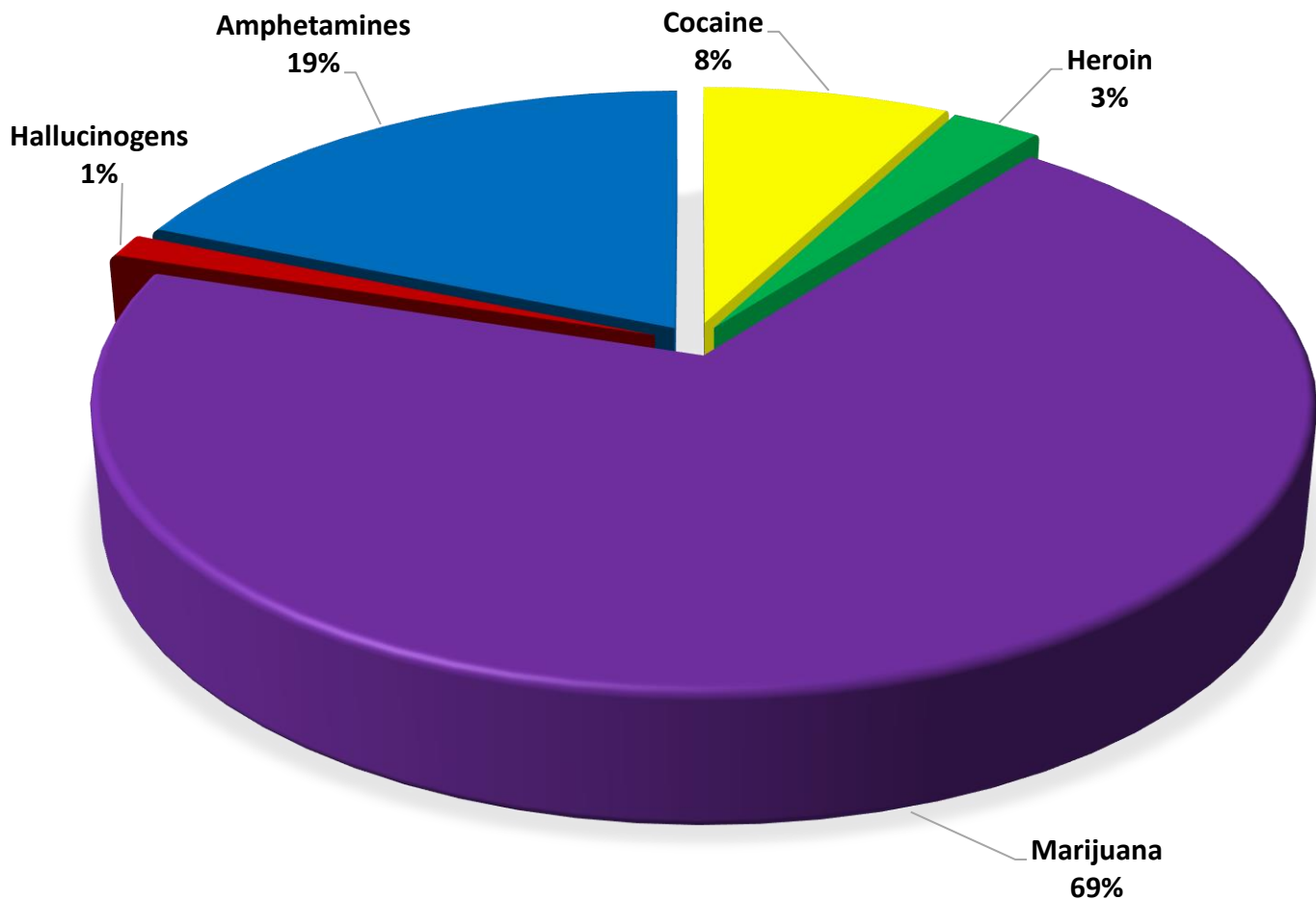
Combined Offense/Event Trends

| | JUL 2017 | JUL 2018 |
|------------------------------|----------|----------|
| Part I Offenses | 527 | 364 |
| Part II Offenses | 1563 | 877 |
| NonUCR Offenses | 806 | 593 |
| Reports Generated | 2120 | 1476 |
| Street Checks | 203 | 219 |
| Traffic Citations | 680 | 385 |
| Misdemeanor Citations | 263 | 85 |
| Jail Bookings | 386 | 174 |

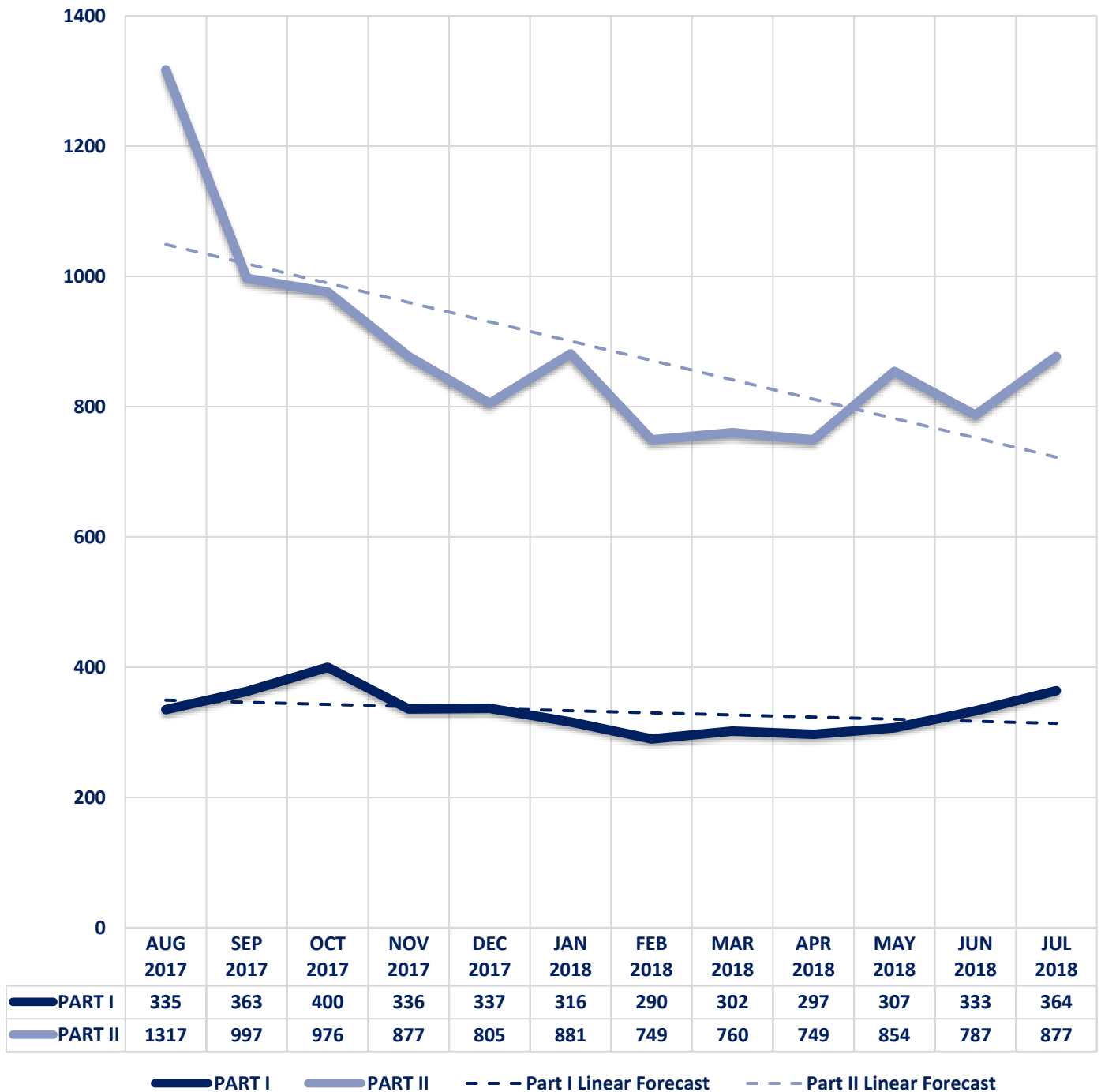


Seized Drugs

| TYPE | DOSES | STREET VALUE |
|---------------|---------------|---------------------|
| Cocaine | 457.4 | \$ 4,574.00 |
| Heroin | 164.0 | \$ 1,640.10 |
| Marijuana | 4124.2 | \$ 24,745.42 |
| Hallucinogens | 78.1 | \$ 156.16 |
| Amphetamines | 1113.9 | \$ 11,139.00 |
| TOTAL | 5937.6 | \$ 42,254.67 |



Part I & II Offenses - One Year





CITY COUNCIL DISTRICT #4

MONTHLY OFFENSE SUMMARY

AUGUST 2018

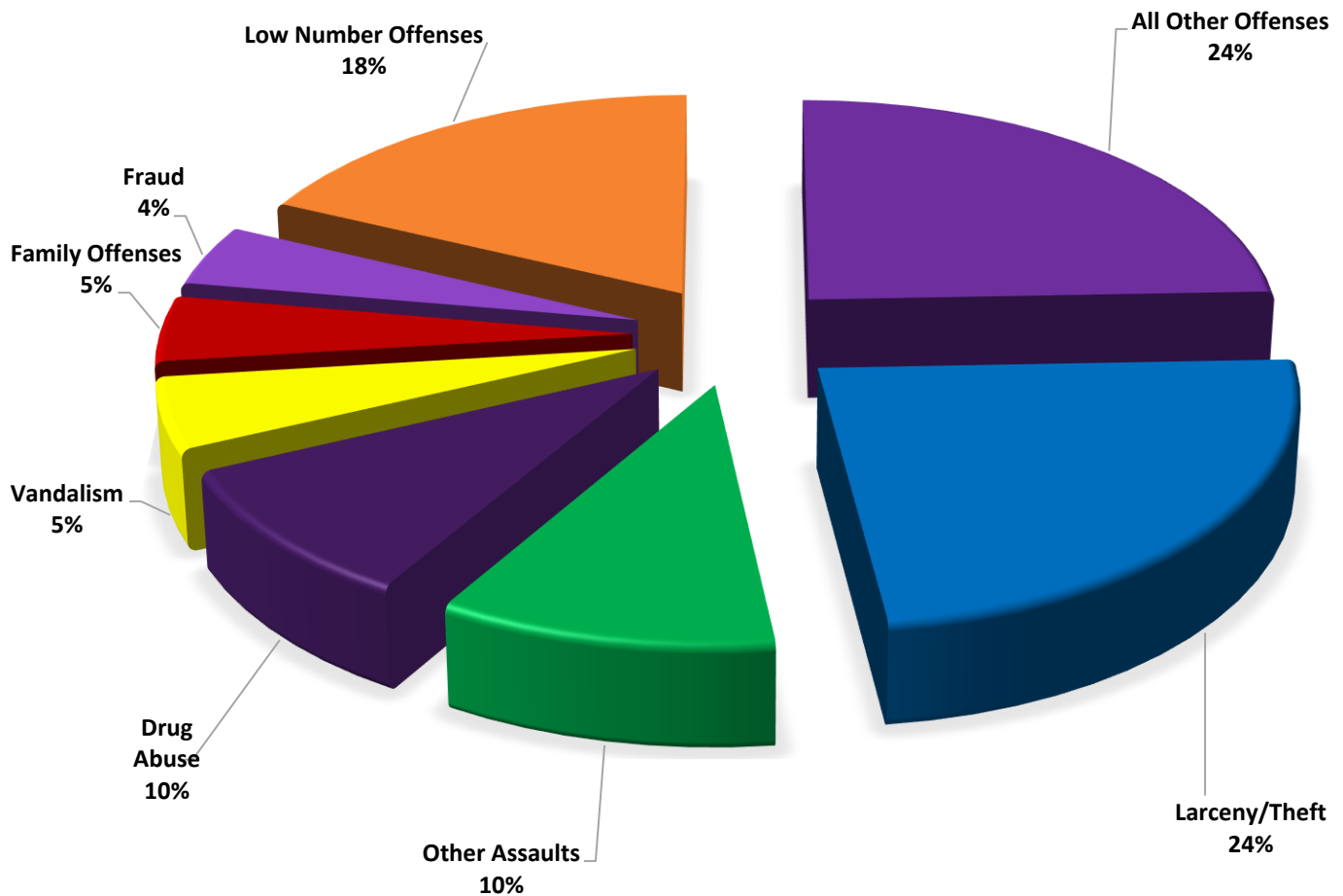
These figures represent preliminary counts of original Police Incident Reports and include all offenses within the above listed City Council District only. Full statistical analysis to determine the confidence level of this data has not been performed. The results contained herein are approximate in relation to the listed area and may not fully coincide with data shown in other areas of SLCPD's Crime Statistics page such as Calls for Service, Crimes Trending, and Crime Reports due to and reflective of departmental procedures that were in place at the time the event occurred and the date this data was compiled. Results displayed are not distinguished as attempted or completed crimes, do not include other calls for police service, and only represent police service where a report was made. Police Incident Reports are classified by primary offense categories as defined by the Uniform Crime Reporting (UCR) system, however for this report all offenses are included, and each incident may have more than one offense listed on it. In cases where there is more than one offense listed, all offenses are counted individually. Although every reasonable verification effort is made, the accuracy of any data is subject to the constraints of the report generation process as well as the manner, format, and point in time of any query.

| | |
|-----------------------------|--|
| PART I OFFENSES: | Chosen by the FBI as Part I Offenses because they are serious crimes that occur with regularity in all areas of the country and are likely to be reported to Police. |
| PART II OFFENSES: | All other crimes other than the eight Part I Offenses. The Uniform Crime Reporting Program gathers only arrest data for Part II Offenses, however, SLCPD results displayed in this document display all Part II Offenses, regardless of the presence of arrest data. |
| ALL OTHER OFFENSES: | Under the Part II Offense section, 'All Other Offenses' include Peeping Tom, Trespass, Kidnap/Abduction, Pornography, Extortion/Blackmail, Bribery, Warrants, Sexual Offenses, Obstruction, Public Peace, and Hit & Run. |
| NON-UCR OFFENSES: | Non-UCR Offenses include reports for all other offenses not classified as a Part I or Part II Offense. Results displayed separate some of these offenses such as Ambulance Calls, Deaths, Missing Persons, Suicides, Suspicious Activity, and Traffic Accidents. |
| ALL OTHER NON-UCR: | Under the Non-UCR category, 'All Other' include the remainder of offenses not classified as Part I or Part II and not separated from the Non-UCR Offenses. These include things such as Loud Parties, Barking Dogs, Mentally Ill Subjects, Citizen Assistance, etc. |
| LOW NUMBER OFFENSES: | On page two, in the interest of space and allowing for easier viewing, the category titled 'Low Number Offenses' include Part I and Part II Offenses from page one that have totals under the amount of 55. |

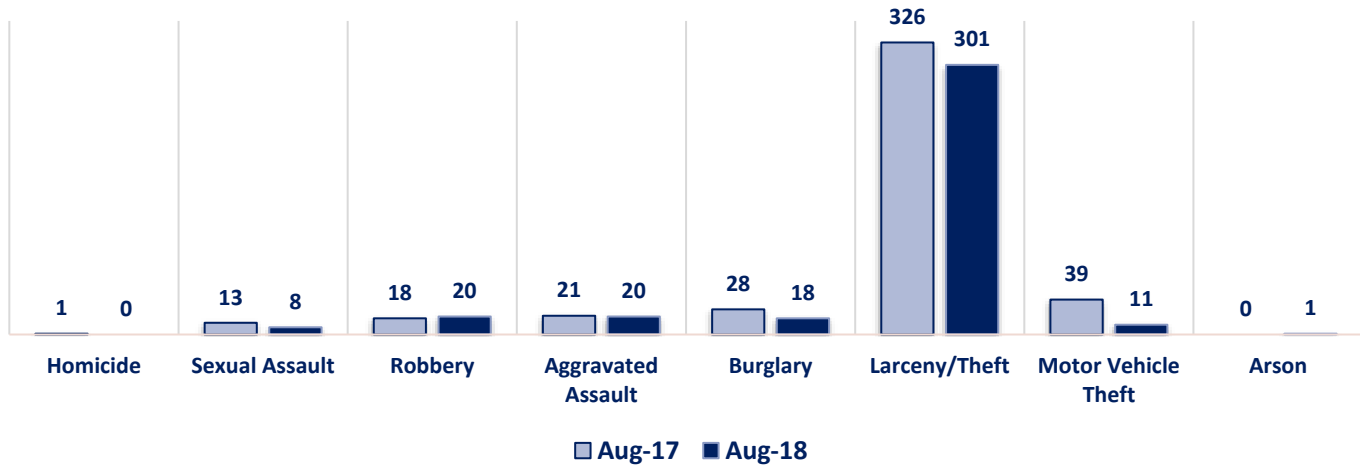
Offenses

| PART I OFFENSES | OFFENSE | AUG 17 | AUG 18 | OFFENSE | AUG 17 | AUG 18 | PART II OFFENSES |
|------------------|-------------------------|-------------|-------------|-----------------------|-------------|------------|------------------|
| | Homicide | 1 | 0 | Other Assaults | 130 | 132 | |
| | Sexual Assault | 13 | 8 | Forgery/Counterfeit | 20 | 14 | |
| | Robbery | 18 | 20 | Fraud | 49 | 55 | |
| | Aggravated Assault | 21 | 20 | Embezzlement | 1 | 0 | |
| | Burglary | 28 | 18 | Stolen Property | 14 | 6 | |
| | Larceny/Theft | 326 | 301 | Vandalism | 61 | 64 | |
| | Motor Vehicle Theft | 39 | 11 | Weapons | 10 | 6 | |
| | Arson | 0 | 1 | Prostitution | 8 | 2 | |
| NON-UCR OFFENSES | PART I TOTALS | 446 | 379 | Sex Offenses | 6 | 9 | PART II OFFENSES |
| | Ambulance Calls | 85 | 65 | Drug Abuse | 578 | 121 | |
| | Deaths | 8 | 8 | Gambling | 0 | 1 | |
| | Missing Persons | 19 | 8 | Family Offenses | 34 | 59 | |
| | Suicides | 0 | 0 | DUI | 26 | 12 | |
| | Suspicious Activity | 23 | 27 | Liquor Laws | 38 | 8 | |
| | Traffic Accidents | 123 | 126 | Drunkenness | 54 | 53 | |
| | All Other | 531 | 382 | Disorderly Conduct | 45 | 31 | |
| | NON-UCR TOTALS | 789 | 616 | All Other Offenses | 631 | 310 | |
| TOTALS | PART I OFFENSES | 446 | 379 | Curfew/Loitering | 0 | 0 | PART II OFFENSES |
| | PART II OFFENSES | 1720 | 891 | Runaway | 15 | 8 | |
| | NON-UCR OFFENSES | 789 | 616 | PART II TOTALS | 1720 | 891 | |
| | TOTAL | 2955 | 1886 | | | | |

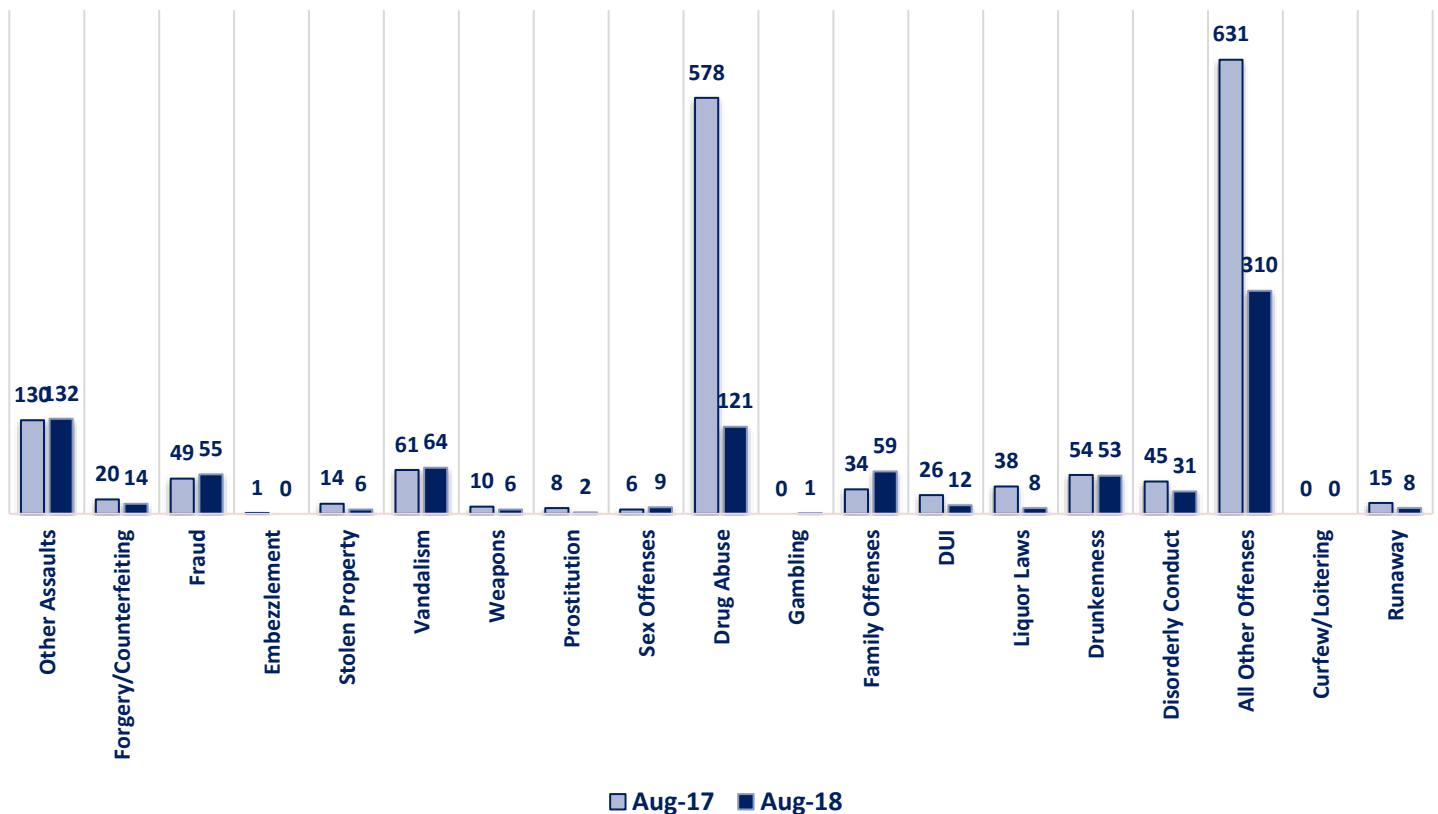
AUGUST 2018 - PART I & II OFFENSE PERCENTAGES



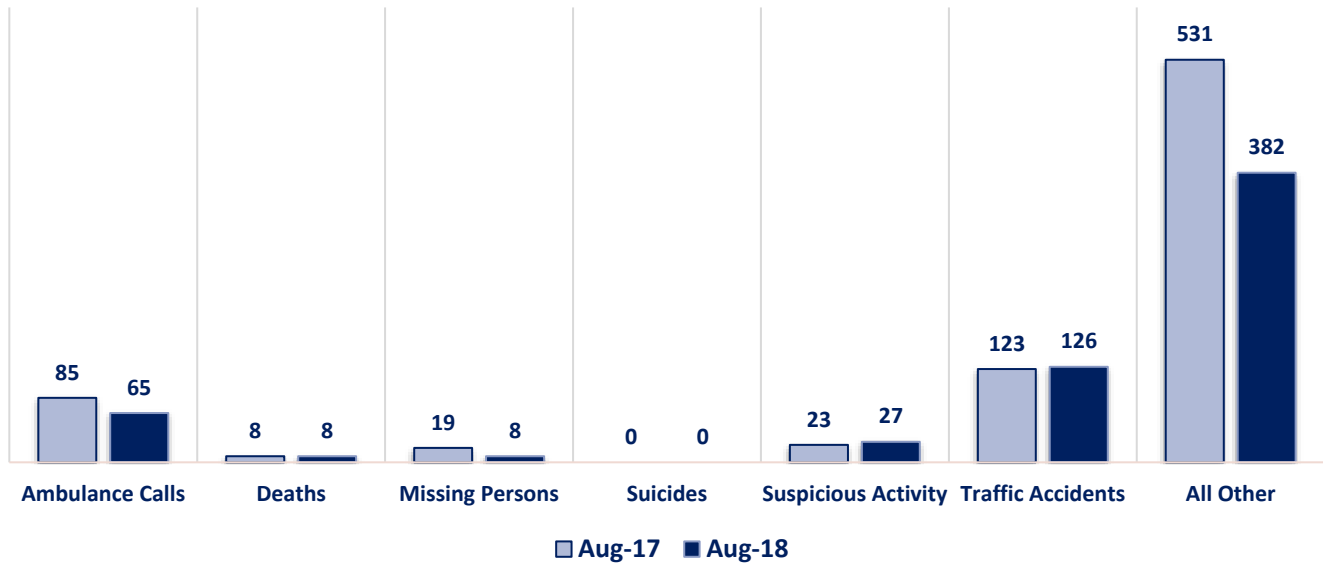
Part I Offenses



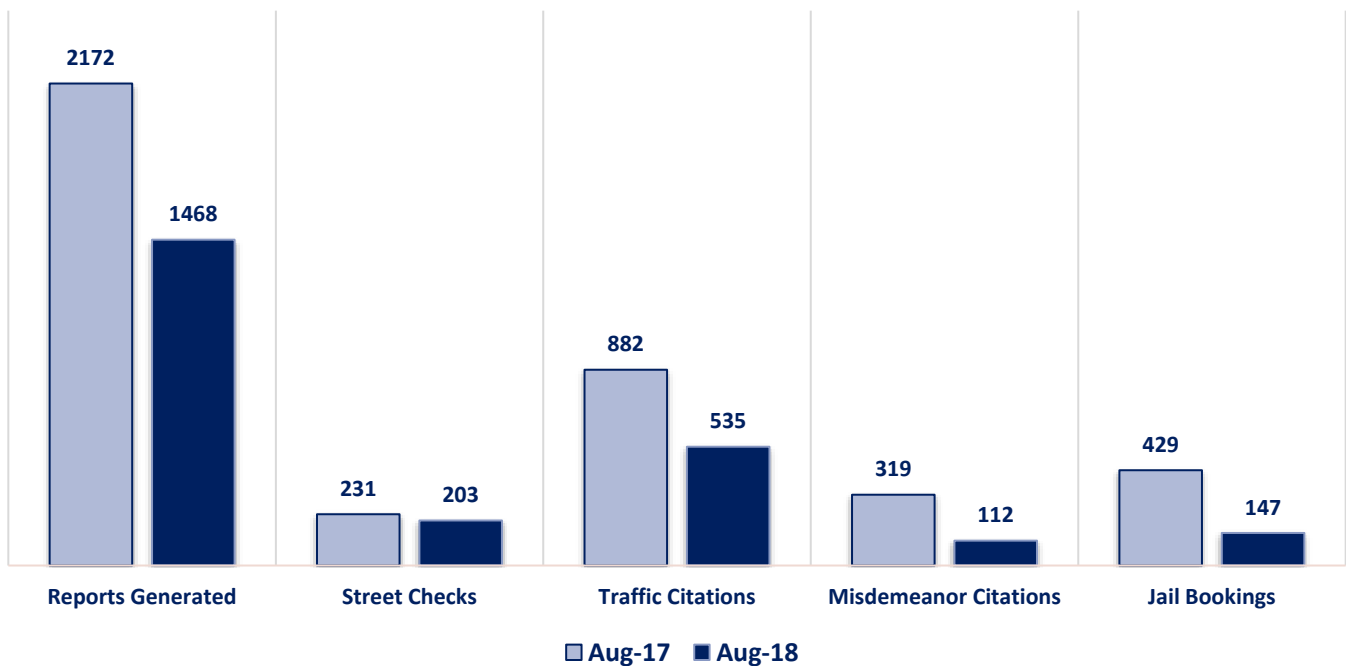
Part II Offenses



Non-UCR Offenses

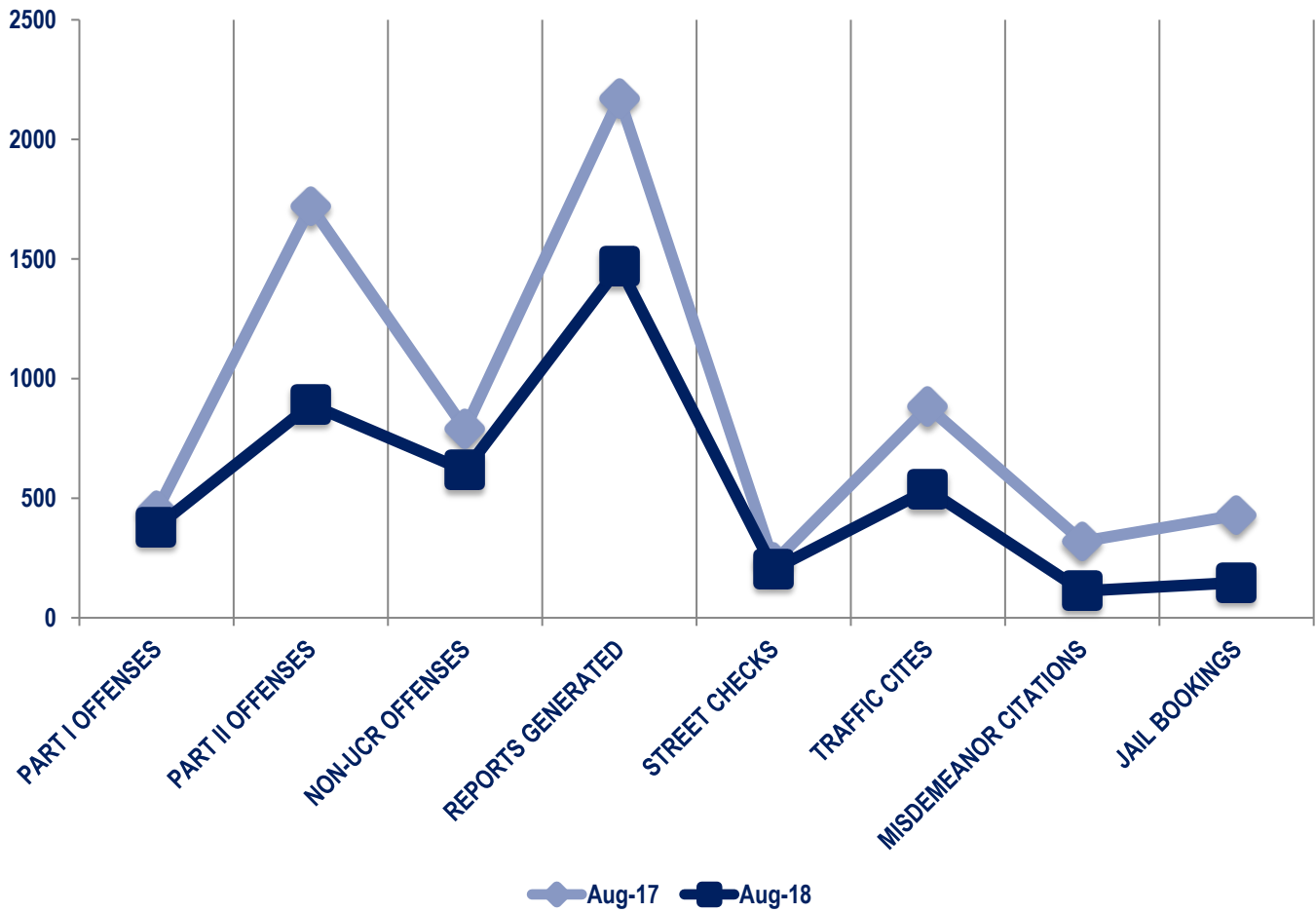


Other Event Totals



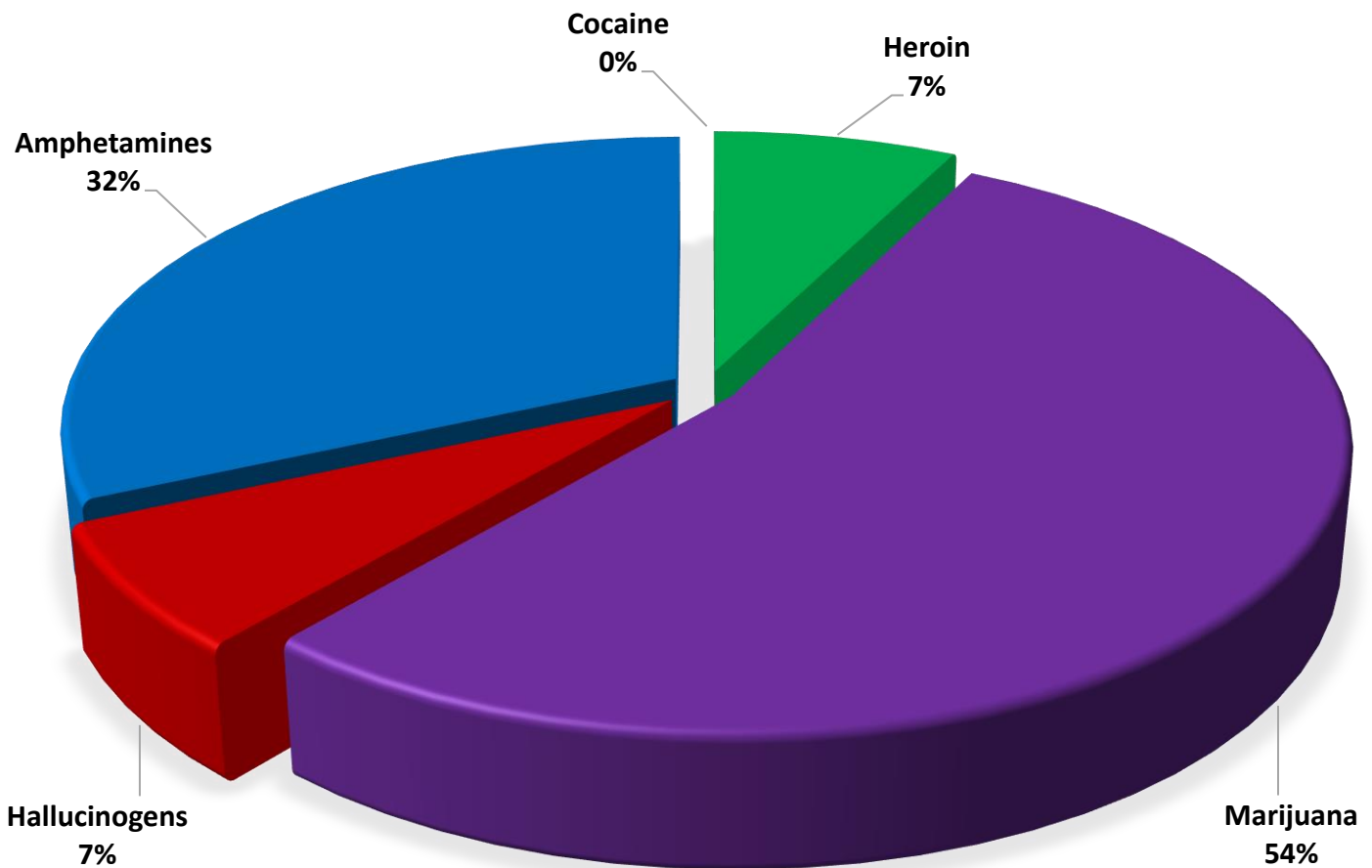
Combined Offense/Event Trends

| | AUG 2017 | AUG 2018 |
|------------------------------|----------|----------|
| Part I Offenses | 446 | 379 |
| Part II Offenses | 1720 | 891 |
| NonUCR Offenses | 789 | 616 |
| Reports Generated | 2172 | 1468 |
| Street Checks | 231 | 203 |
| Traffic Citations | 882 | 535 |
| Misdemeanor Citations | 319 | 112 |
| Jail Bookings | 429 | 147 |

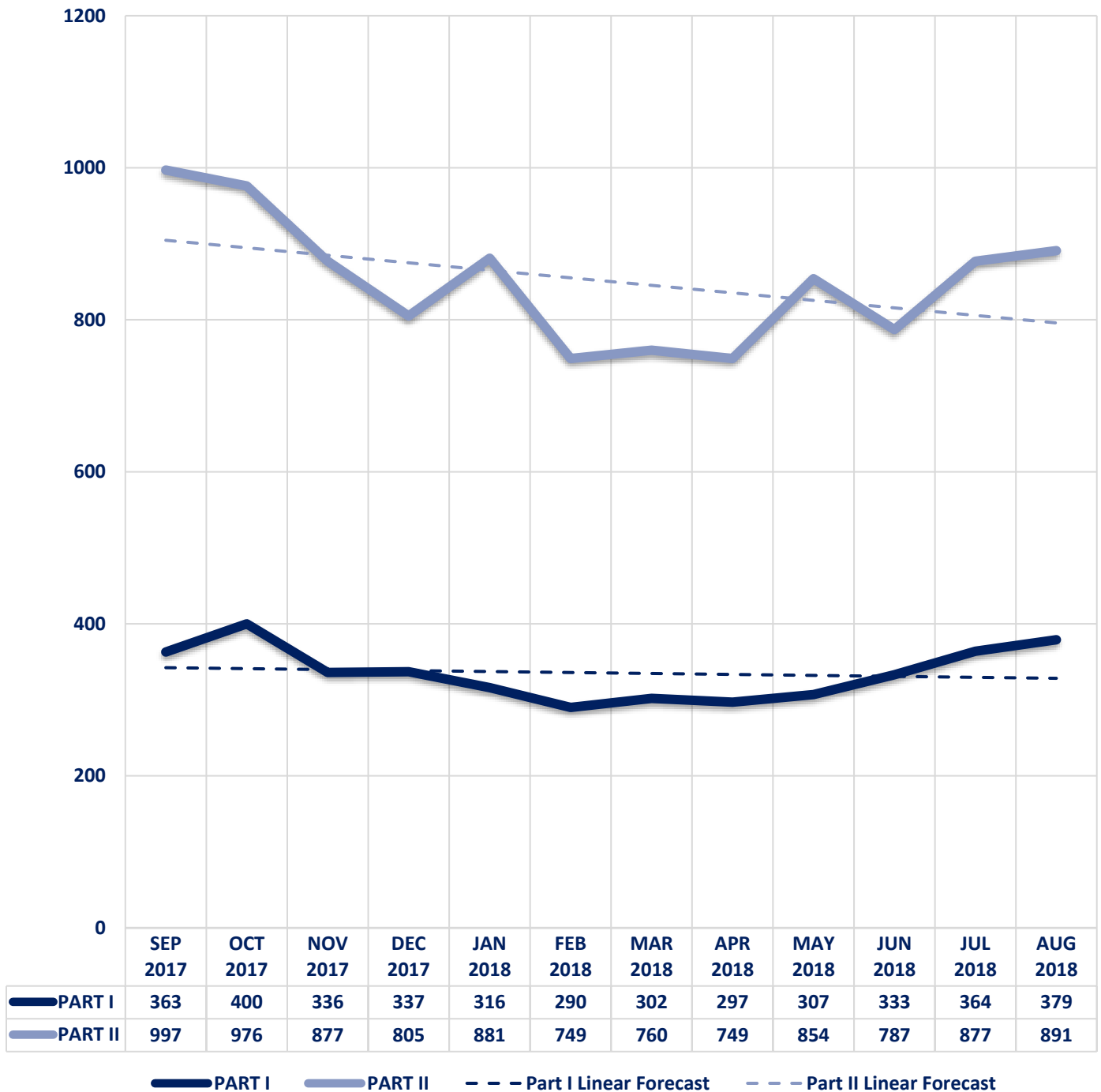


Seized Drugs

| TYPE | DOSES | STREET VALUE |
|---------------|---------------|---------------------|
| Cocaine | 0.0 | \$ - |
| Heroin | 109.5 | \$ 1,095.00 |
| Marijuana | 787.9 | \$ 4,727.49 |
| Hallucinogens | 103.0 | \$ 206.04 |
| Amphetamines | 463.4 | \$ 4,634.35 |
| TOTAL | 1463.9 | \$ 10,662.88 |



Part I & II Offenses - One Year





CITY COUNCIL DISTRICT #4

MONTHLY OFFENSE SUMMARY

SEPTEMBER 2018

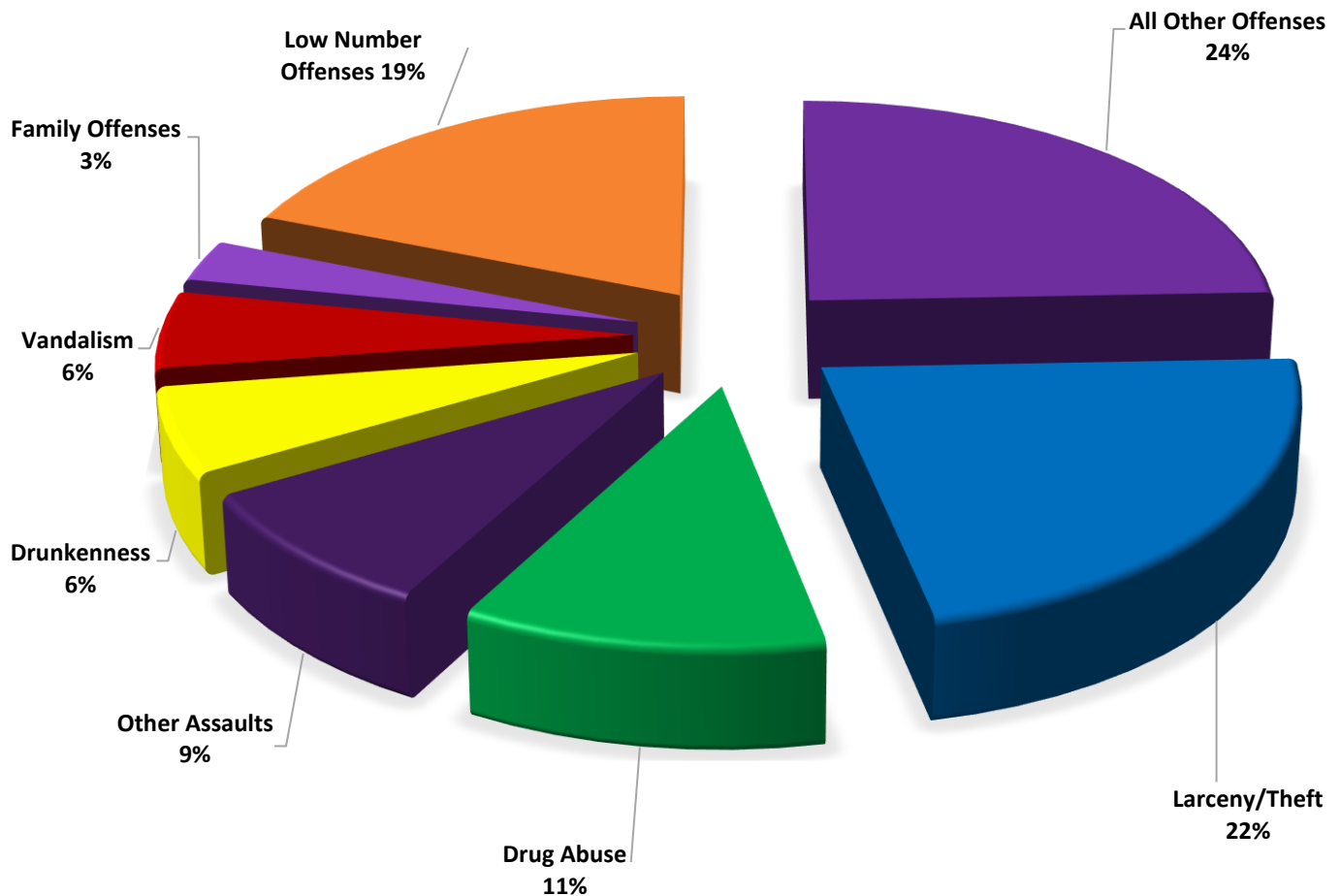
These figures represent preliminary counts of original Police Incident Reports and include all offenses within the above listed City Council District only. Full statistical analysis to determine the confidence level of this data has not been performed. The results contained herein are approximate in relation to the listed area and may not fully coincide with data shown in other areas of SLCPD's Crime Statistics page such as Calls for Service, Crimes Trending, and Crime Reports due to and reflective of departmental procedures that were in place at the time the event occurred and the date this data was compiled. Results displayed are not distinguished as attempted or completed crimes, do not include other calls for police service, and only represent police service where a report was made. Police Incident Reports are classified by primary offense categories as defined by the Uniform Crime Reporting (UCR) system, however for this report all offenses are included, and each incident may have more than one offense listed on it. In cases where there is more than one offense listed, all offenses are counted individually. Although every reasonable verification effort is made, the accuracy of any data is subject to the constraints of the report generation process as well as the manner, format, and point in time of any query.

| | |
|-----------------------------|--|
| PART I OFFENSES: | Chosen by the FBI as Part I Offenses because they are serious crimes that occur with regularity in all areas of the country and are likely to be reported to Police. |
| PART II OFFENSES: | All other crimes other than the eight Part I Offenses. The Uniform Crime Reporting Program gathers only arrest data for Part II Offenses, however, SLCPD results displayed in this document display all Part II Offenses, regardless of the presence of arrest data. |
| ALL OTHER OFFENSES: | Under the Part II Offense section, 'All Other Offenses' include Peeping Tom, Trespass, Kidnap/Abduction, Pornography, Extortion/Blackmail, Bribery, Warrants, Sexual Offenses, Obstruction, Public Peace, and Hit & Run. |
| NON-UCR OFFENSES: | Non-UCR Offenses include reports for all other offenses not classified as a Part I or Part II Offense. Results displayed separate some of these offenses such as Ambulance Calls, Deaths, Missing Persons, Suicides, Suspicious Activity, and Traffic Accidents. |
| ALL OTHER NON-UCR: | Under the Non-UCR category, 'All Other' include the remainder of offenses not classified as Part I or Part II and not separated from the Non-UCR Offenses. These include things such as Loud Parties, Barking Dogs, Mentally Ill Subjects, Citizen Assistance, etc. |
| LOW NUMBER OFFENSES: | On page two, in the interest of space and allowing for easier viewing, the category titled 'Low Number Offenses' include Part I and Part II Offenses from page one that have totals under the amount of 33. |

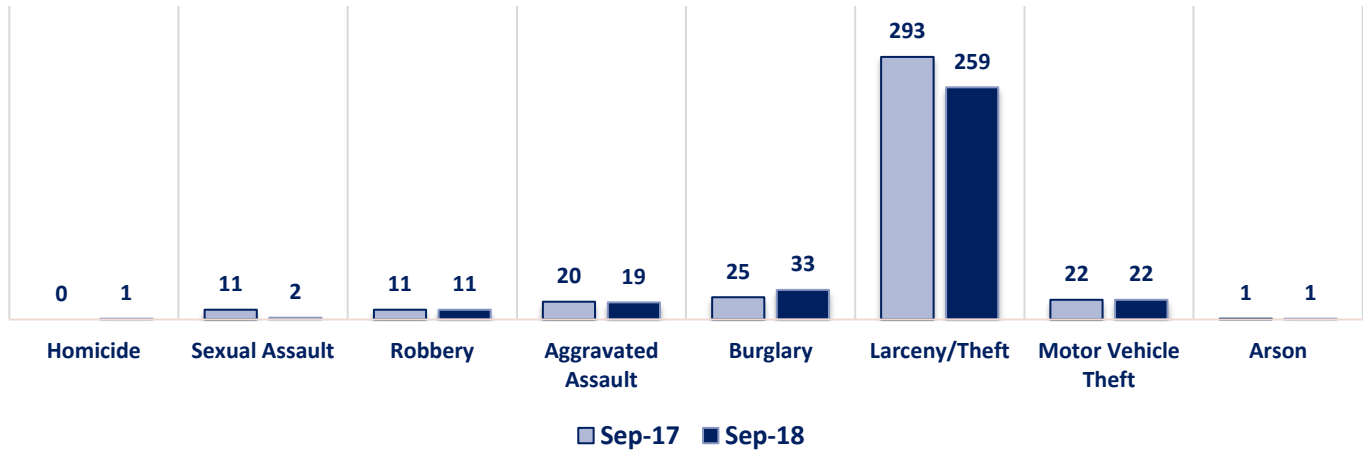
Offenses

| PART I OFFENSES | OFFENSE | SEP 17 | SEP 18 | OFFENSE | SEP 17 | SEP 18 | PART II OFFENSES |
|------------------|-------------------------|-------------|-------------|-----------------------|-------------|------------|------------------|
| | Homicide | 0 | 1 | Other Assaults | 88 | 100 | |
| | Sexual Assault | 11 | 2 | Forgery/Counterfeit | 14 | 14 | |
| | Robbery | 11 | 11 | Fraud | 42 | 33 | |
| | Aggravated Assault | 20 | 19 | Embezzlement | 1 | 0 | |
| | Burglary | 25 | 33 | Stolen Property | 6 | 6 | |
| | Larceny/Theft | 293 | 259 | Vandalism | 43 | 63 | |
| | Motor Vehicle Theft | 22 | 22 | Weapons | 13 | 6 | |
| | Arson | 1 | 1 | Prostitution | 3 | 2 | |
| NON-UCR OFFENSES | PART I TOTALS | 383 | 348 | Sex Offenses | 2 | 8 | PART II OFFENSES |
| | Ambulance Calls | 67 | 63 | Drug Abuse | 276 | 129 | |
| | Deaths | 3 | 8 | Gambling | 0 | 0 | |
| | Missing Persons | 16 | 6 | Family Offenses | 30 | 34 | |
| | Suicides | 0 | 2 | DUI | 29 | 9 | |
| | Suspicious Activity | 38 | 28 | Liquor Laws | 19 | 15 | |
| | Traffic Accidents | 0 | 0 | Drunkenness | 59 | 70 | |
| | All Other | 564 | 459 | Disorderly Conduct | 20 | 33 | |
| | NON-UCR TOTALS | 688 | 566 | All Other Offenses | 379 | 282 | |
| TOTALS | PART I OFFENSES | 383 | 348 | Curfew/Loitering | 2 | 1 | PART II OFFENSES |
| | PART II OFFENSES | 1032 | 808 | Runaway | 6 | 3 | |
| | NON-UCR OFFENSES | 688 | 566 | PART II TOTALS | 1032 | 808 | |
| | TOTAL | 2103 | 1722 | | | | |

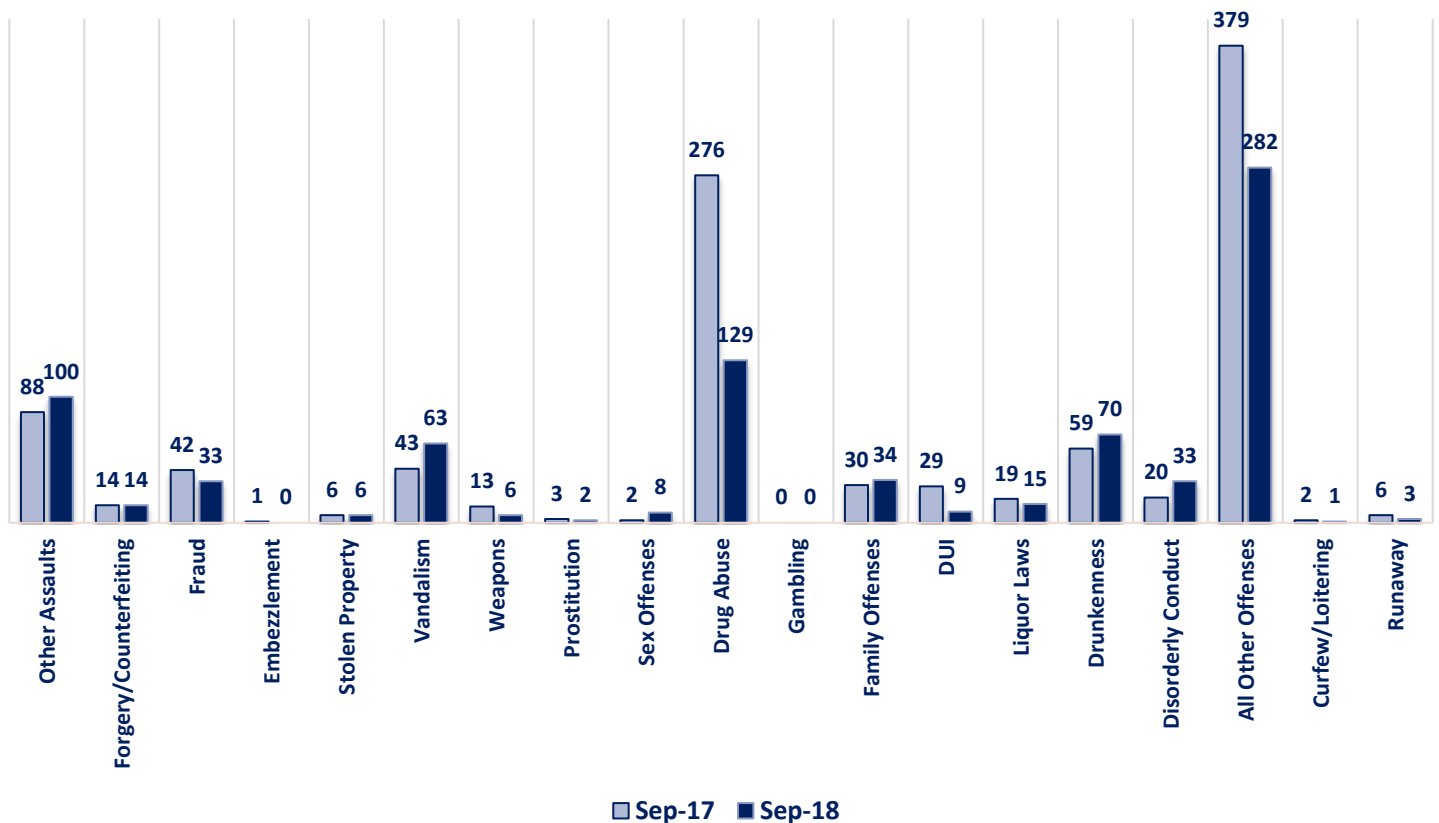
SEPTEMBER 2018 - PART I & II OFFENSE PERCENTAGES



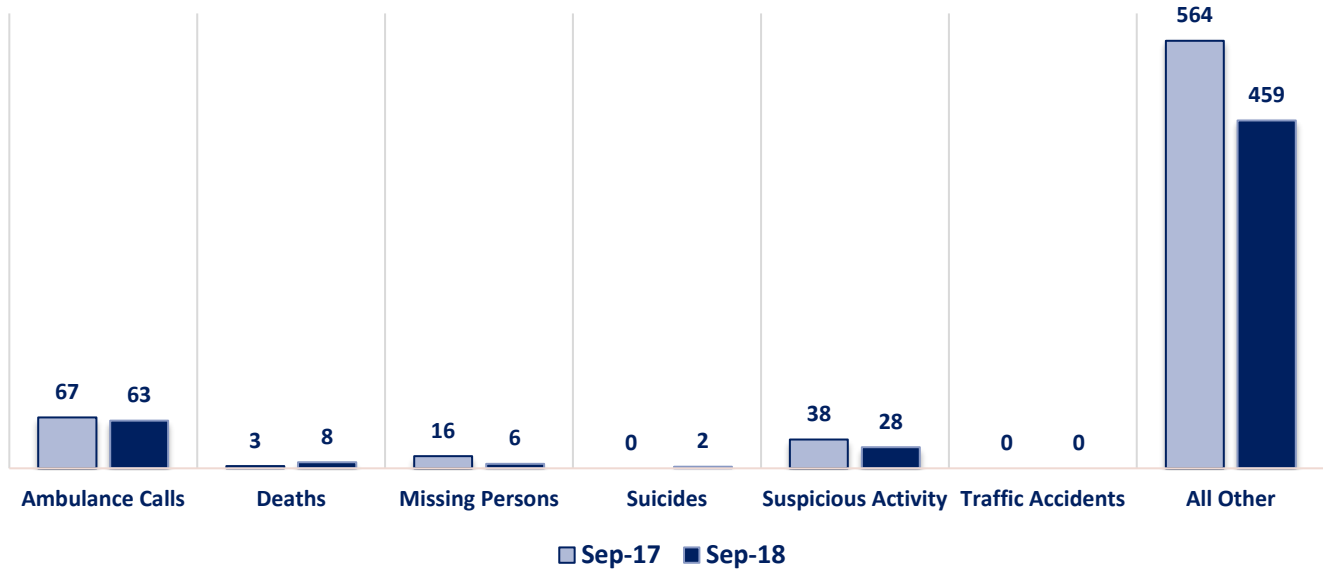
Part I Offenses



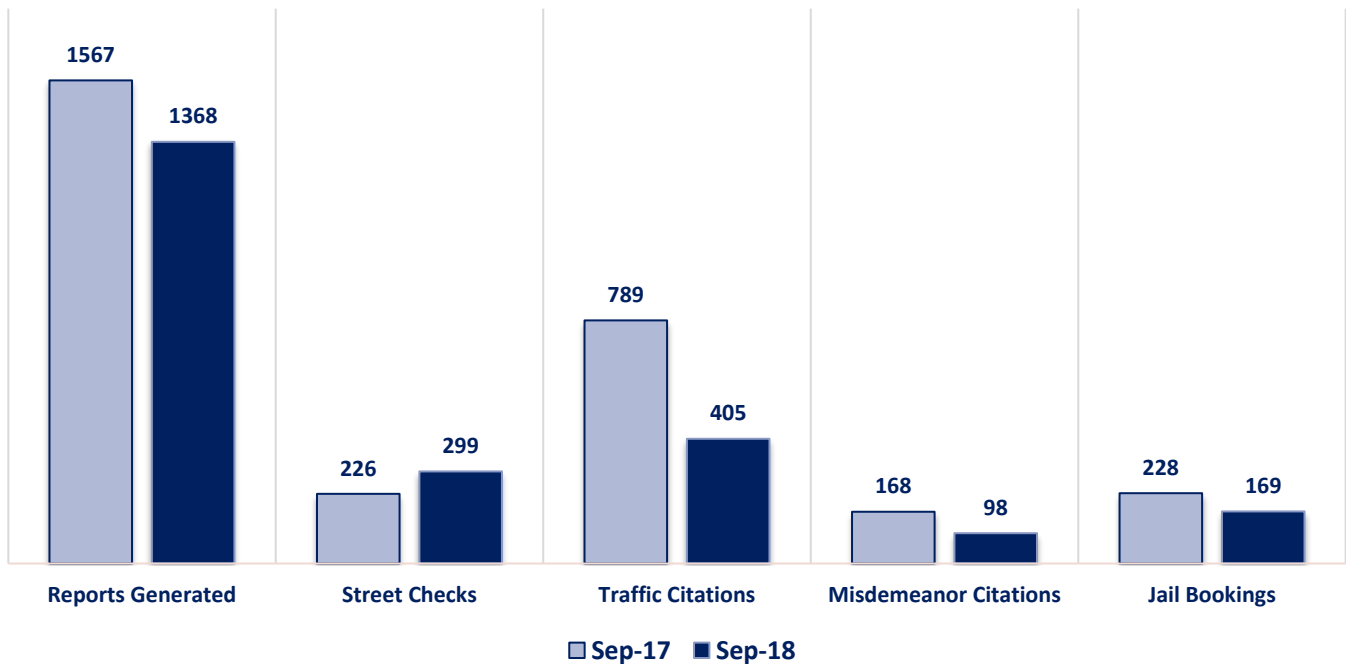
Part II Offenses



Non-UCR Offenses

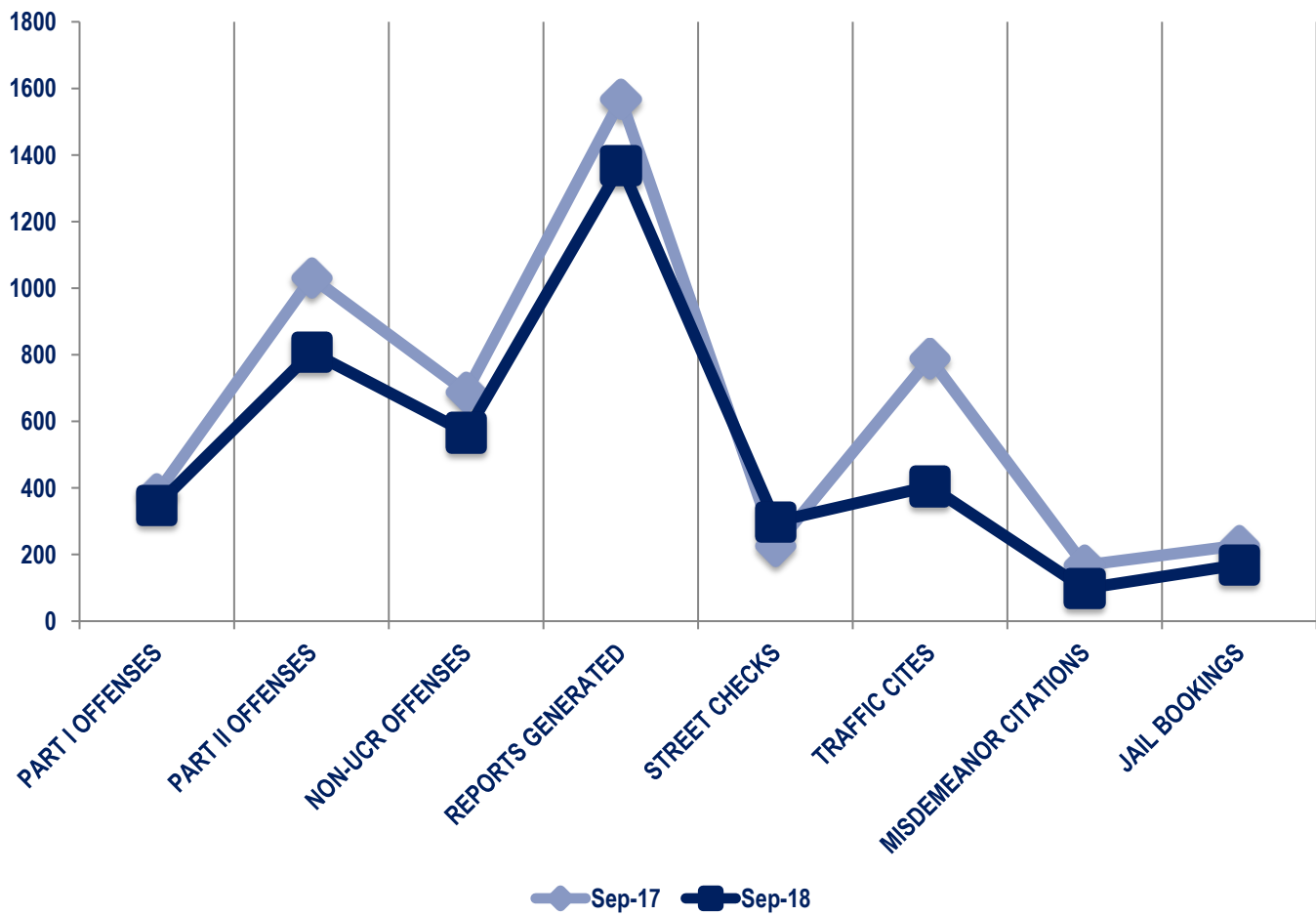


Other Event Totals



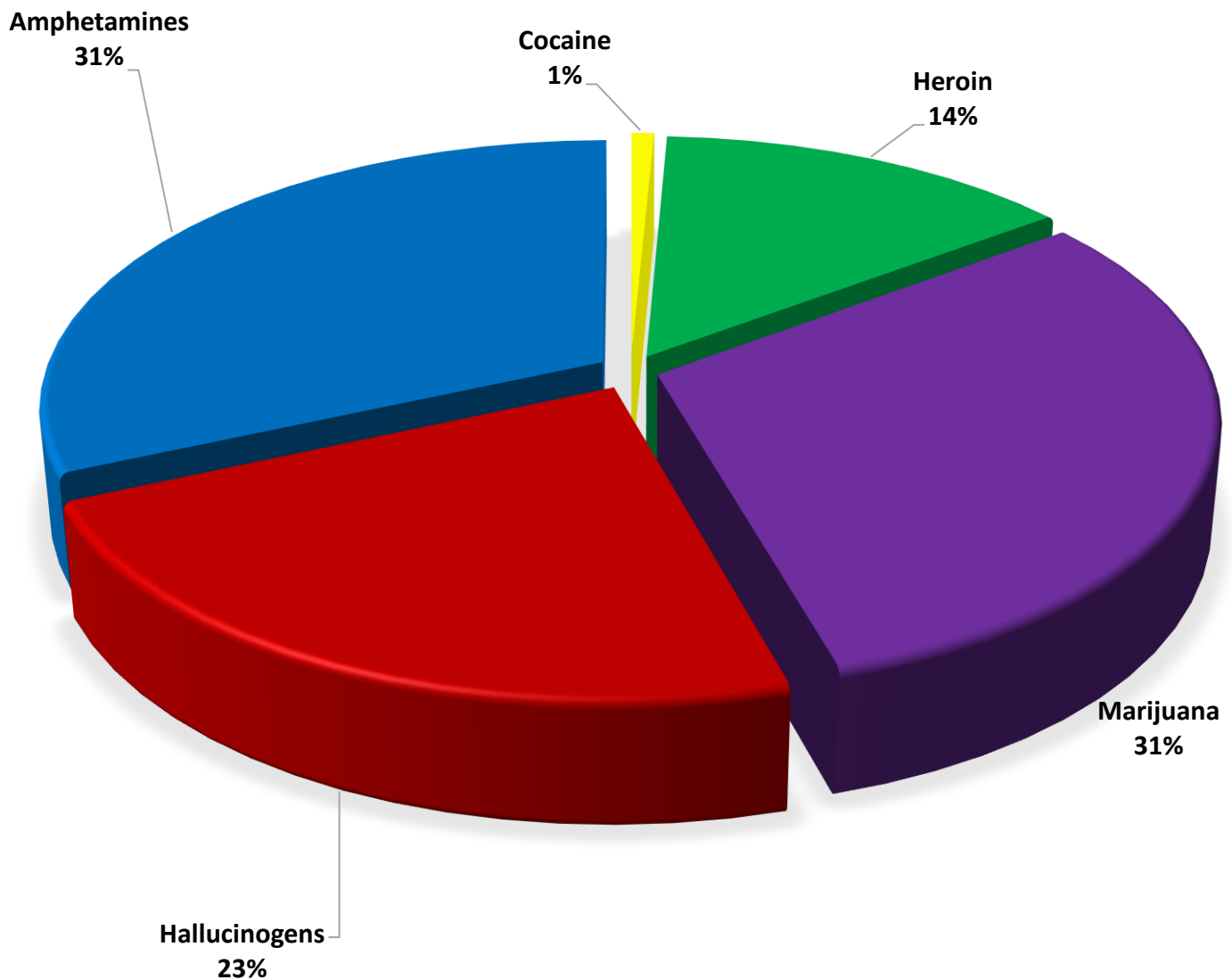
Combined Offense/Event Trends

| | SEP 2017 | SEP 2018 |
|------------------------------|----------|----------|
| Part I Offenses | 383 | 348 |
| Part II Offenses | 1032 | 808 |
| NonUCR Offenses | 688 | 566 |
| Reports Generated | 1567 | 1368 |
| Street Checks | 226 | 299 |
| Traffic Citations | 789 | 405 |
| Misdemeanor Citations | 168 | 98 |
| Jail Bookings | 228 | 169 |

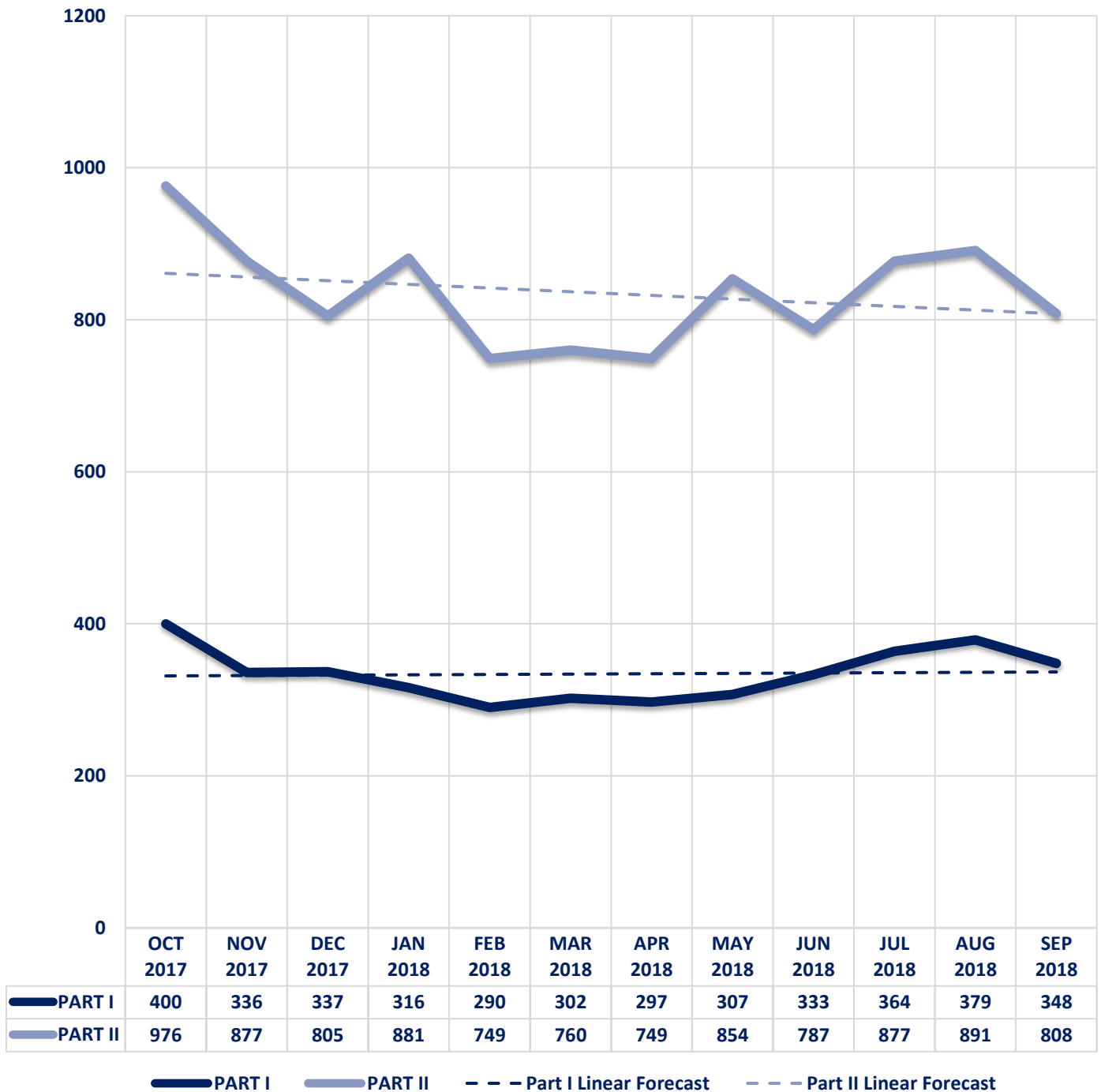


Seized Drugs

| TYPE | DOSES | STREET VALUE |
|---------------|---------------|---------------------|
| Cocaine | 14.0 | \$ 140.00 |
| Heroin | 260.5 | \$ 2,605.00 |
| Marijuana | 574.1 | \$ 3,444.63 |
| Hallucinogens | 422.5 | \$ 844.97 |
| Amphetamines | 589.0 | \$ 5,890.00 |
| TOTAL | 1860.1 | \$ 12,924.60 |



Part I & II Offenses - One Year





CITY COUNCIL DISTRICT #4

MONTHLY OFFENSE SUMMARY

OCTOBER 2018

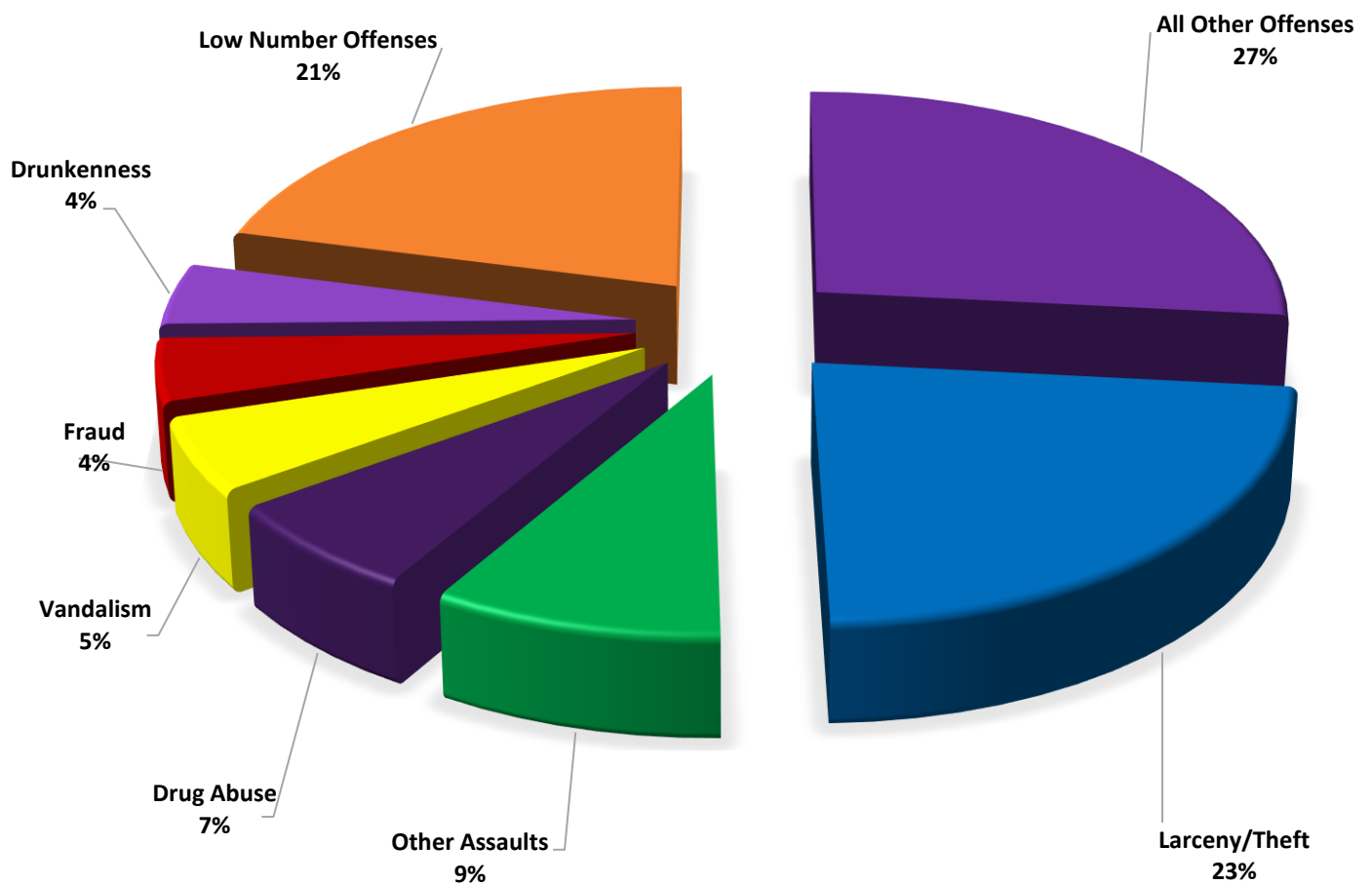
These figures represent preliminary counts of original Police Incident Reports and include all offenses within the above listed City Council District only. Full statistical analysis to determine the confidence level of this data has not been performed. The results contained herein are approximate in relation to the listed area and may not fully coincide with data shown in other areas of SLCPD's Crime Statistics page such as Calls for Service, Crimes Trending, and Crime Reports due to and reflective of departmental procedures that were in place at the time the event occurred and the date this data was compiled. Results displayed are not distinguished as attempted or completed crimes, do not include other calls for police service, and only represent police service where a report was made. Police Incident Reports are classified by primary offense categories as defined by the Uniform Crime Reporting (UCR) system, however for this report all offenses are included, and each incident may have more than one offense listed on it. In cases where there is more than one offense listed, all offenses are counted individually. Although every reasonable verification effort is made, the accuracy of any data is subject to the constraints of the report generation process as well as the manner, format, and point in time of any query.

| | |
|-----------------------------|--|
| PART I OFFENSES: | Chosen by the FBI as Part I Offenses because they are serious crimes that occur with regularity in all areas of the country and are likely to be reported to Police. |
| PART II OFFENSES: | All other crimes other than the eight Part I Offenses. The Uniform Crime Reporting Program gathers only arrest data for Part II Offenses, however, SLCPD results displayed in this document display all Part II Offenses, regardless of the presence of arrest data. |
| ALL OTHER OFFENSES: | Under the Part II Offense section, 'All Other Offenses' include Peeping Tom, Trespass, Kidnap/Abduction, Pornography, Extortion/Blackmail, Bribery, Warrants, Sexual Offenses, Obstruction, Public Peace, and Hit & Run. |
| NON-UCR OFFENSES: | Non-UCR Offenses include reports for all other offenses not classified as a Part I or Part II Offense. Results displayed separate some of these offenses such as Ambulance Calls, Deaths, Missing Persons, Suicides, Suspicious Activity, and Traffic Accidents. |
| ALL OTHER NON-UCR: | Under the Non-UCR category, 'All Other' include the remainder of offenses not classified as Part I or Part II and not separated from the Non-UCR Offenses. These include things such as Loud Parties, Barking Dogs, Mentally Ill Subjects, Citizen Assistance, etc. |
| LOW NUMBER OFFENSES: | On page two, in the interest of space and allowing for easier viewing, the category titled 'Low Number Offenses' include Part I and Part II Offenses from page one that have totals under the amount of 36. |

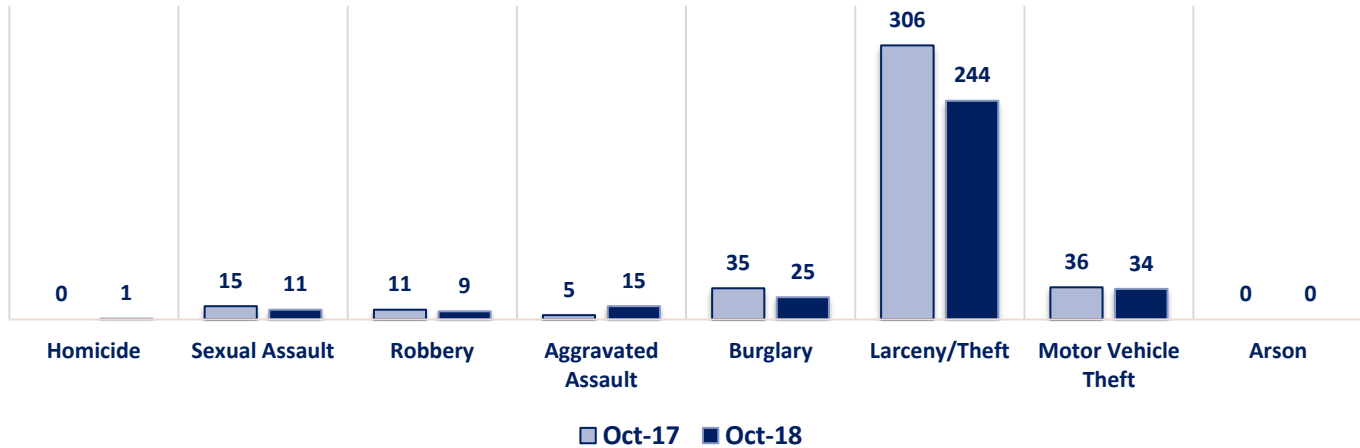
Offenses

| PART I OFFENSES | OFFENSE | OCT 17 | OCT 18 | OFFENSE | OCT 17 | OCT 18 | PART II OFFENSES |
|------------------|-------------------------|-------------|-------------|-----------------------|------------|------------|------------------|
| | Homicide | 0 | 1 | Other Assaults | 105 | 94 | |
| | Sexual Assault | 15 | 11 | Forgery/Counterfeit | 16 | 7 | |
| | Robbery | 11 | 9 | Fraud | 57 | 47 | |
| | Aggravated Assault | 5 | 15 | Embezzlement | 1 | 0 | |
| | Burglary | 35 | 25 | Stolen Property | 7 | 3 | |
| | Larceny/Theft | 306 | 244 | Vandalism | 72 | 55 | |
| | Motor Vehicle Theft | 36 | 34 | Weapons | 5 | 5 | |
| NON-UCR OFFENSES | Arson | 0 | 0 | Prostitution | 10 | 1 | |
| | PART I TOTALS | 408 | 339 | Sex Offenses | 12 | 10 | |
| | Ambulance Calls | 56 | 60 | Drug Abuse | 208 | 69 | |
| | Deaths | 2 | 4 | Gambling | 0 | 1 | |
| | Missing Persons | 10 | 10 | Family Offenses | 22 | 36 | |
| | Suicides | 2 | 0 | DUI | 13 | 21 | |
| | Suspicious Activity | 28 | 28 | Liquor Laws | 17 | 12 | |
| | Traffic Accidents | 0 | 0 | Drunkenness | 46 | 46 | |
| TOTALS | All Other | 447 | 458 | Disorderly Conduct | 23 | 17 | |
| | NON-UCR TOTALS | 545 | 560 | All Other Offenses | 354 | 282 | |
| | PART I OFFENSES | 408 | 339 | Curfew/Loitering | 1 | 0 | |
| | PART II OFFENSES | 984 | 720 | Runaway | 15 | 14 | |
| | NON-UCR OFFENSES | 545 | 560 | PART II TOTALS | 984 | 720 | |
| | TOTAL | 1937 | 1619 | | | | |
| | | | | | | | |
| | | | | | | | |

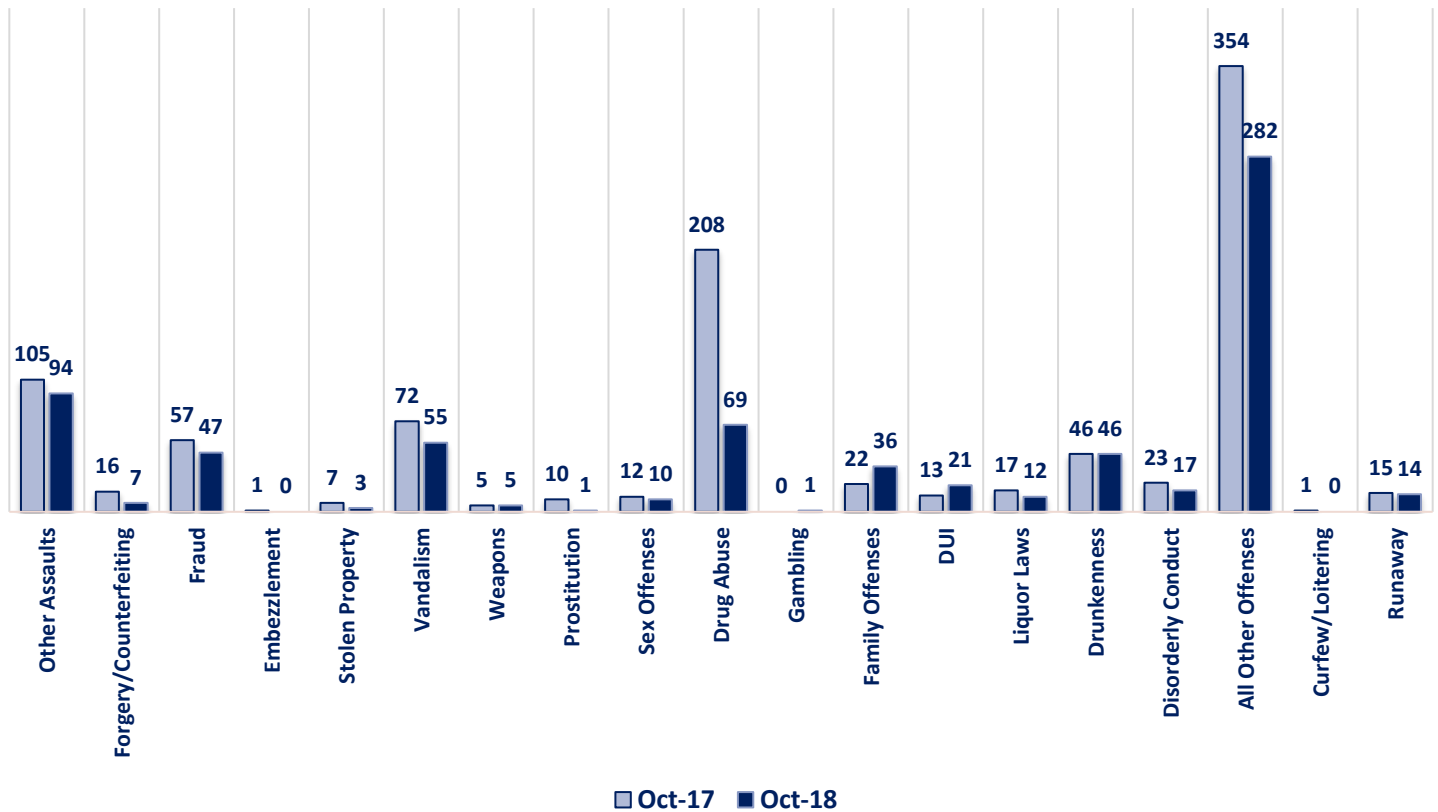
OCTOBER 2018 - PART I & II OFFENSE PERCENTAGES



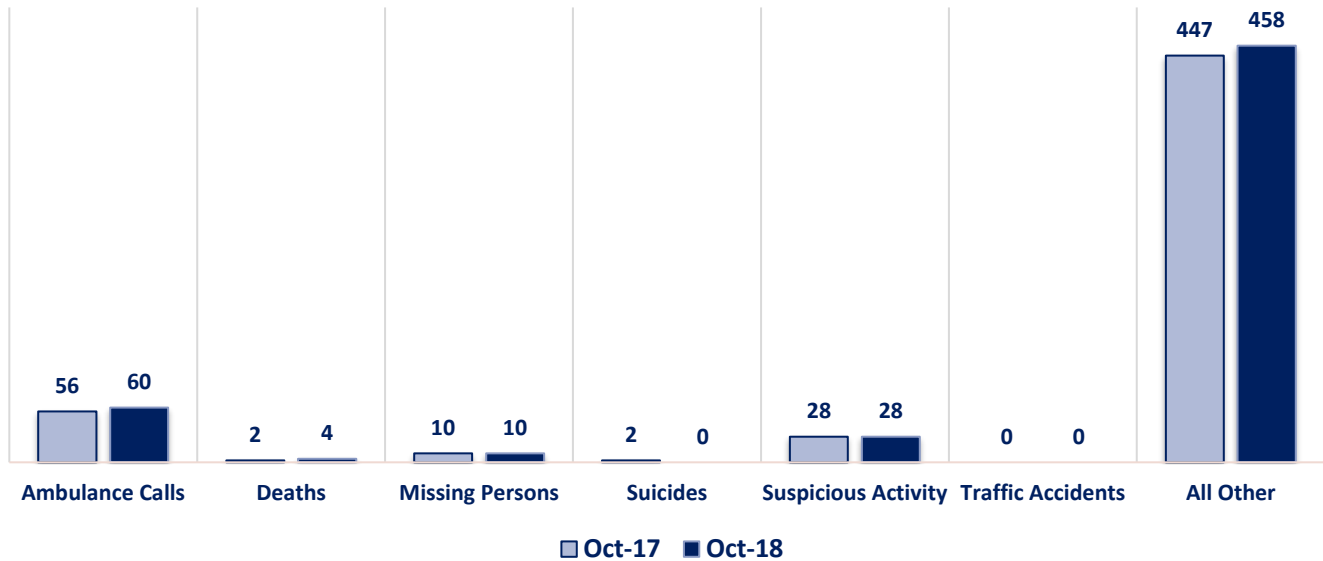
Part I Offenses



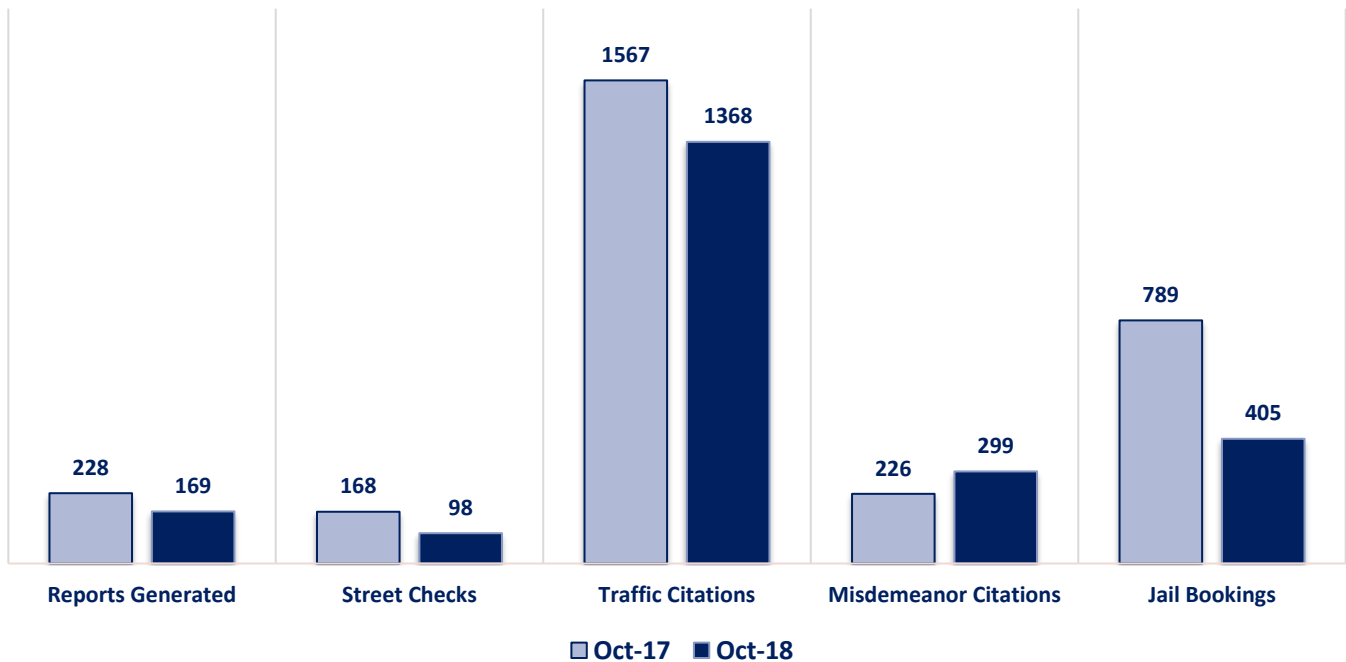
Part II Offenses



Non-UCR Offenses

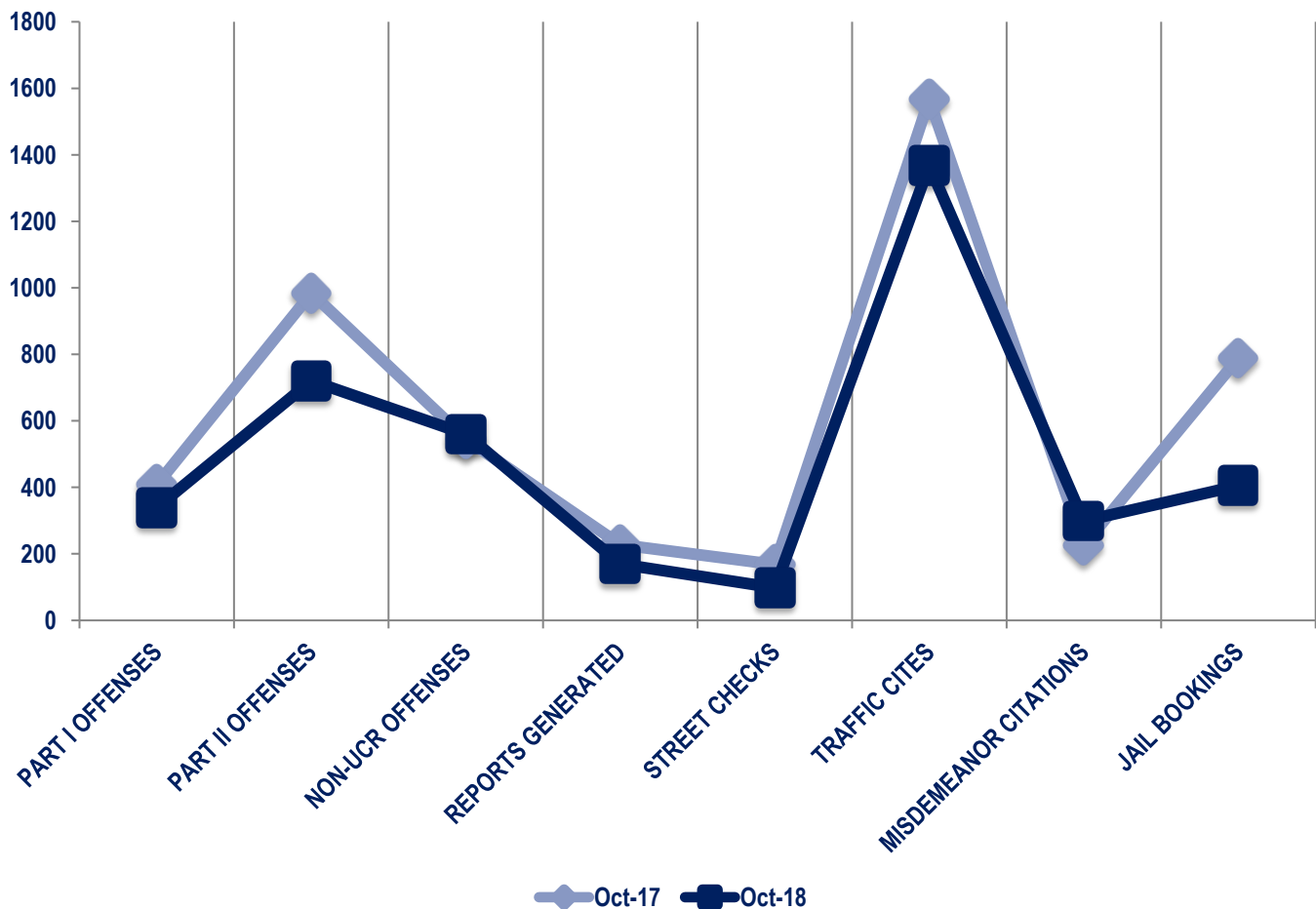


Other Event Totals



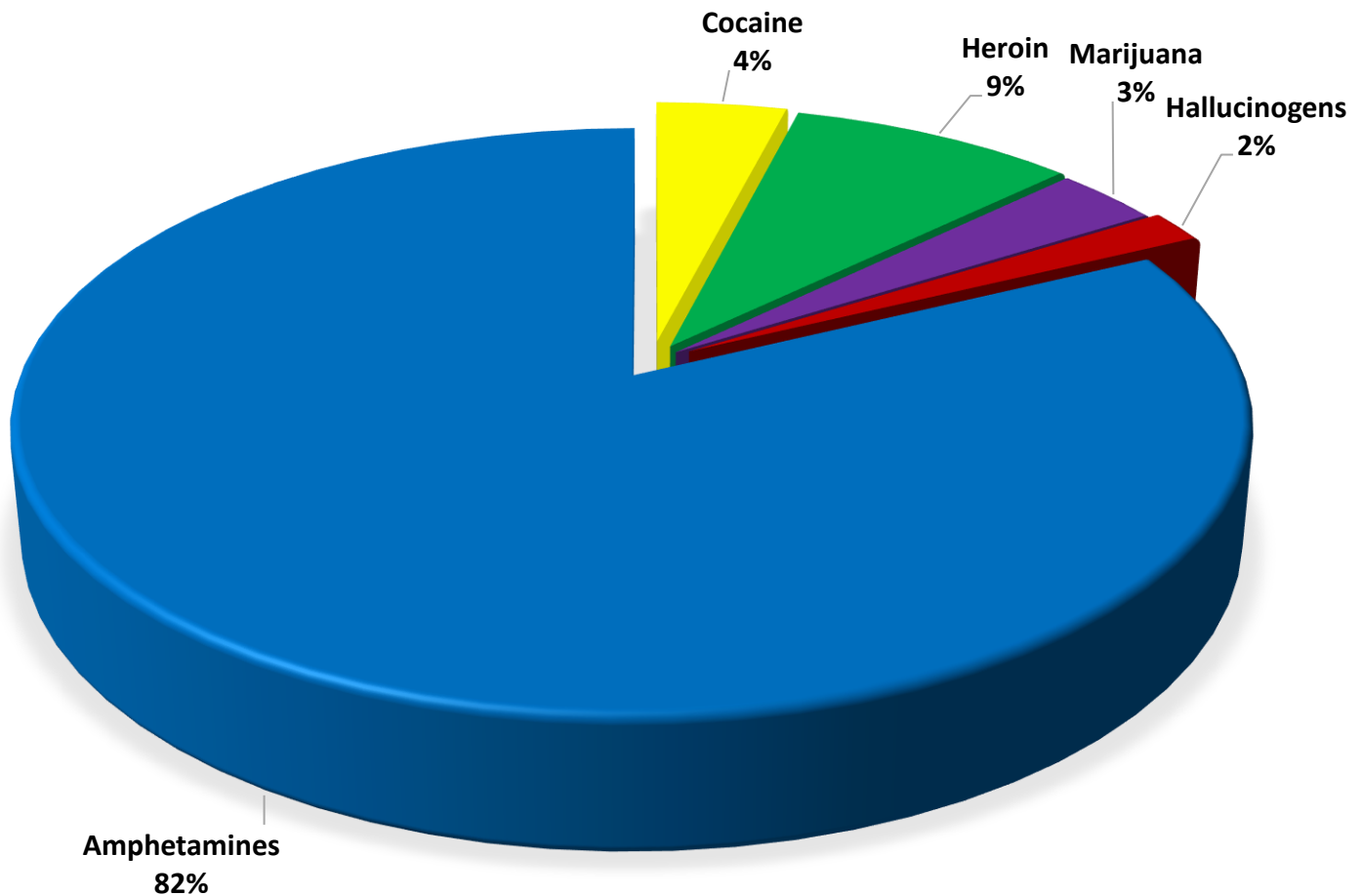
Combined Offense/Event Trends

| | OCT 2017 | OCT 2018 |
|------------------------------|----------|----------|
| Part I Offenses | 408 | 339 |
| Part II Offenses | 984 | 720 |
| NonUCR Offenses | 545 | 560 |
| Reports Generated | 228 | 169 |
| Street Checks | 168 | 98 |
| Traffic Citations | 1567 | 1368 |
| Misdemeanor Citations | 226 | 299 |
| Jail Bookings | 789 | 405 |

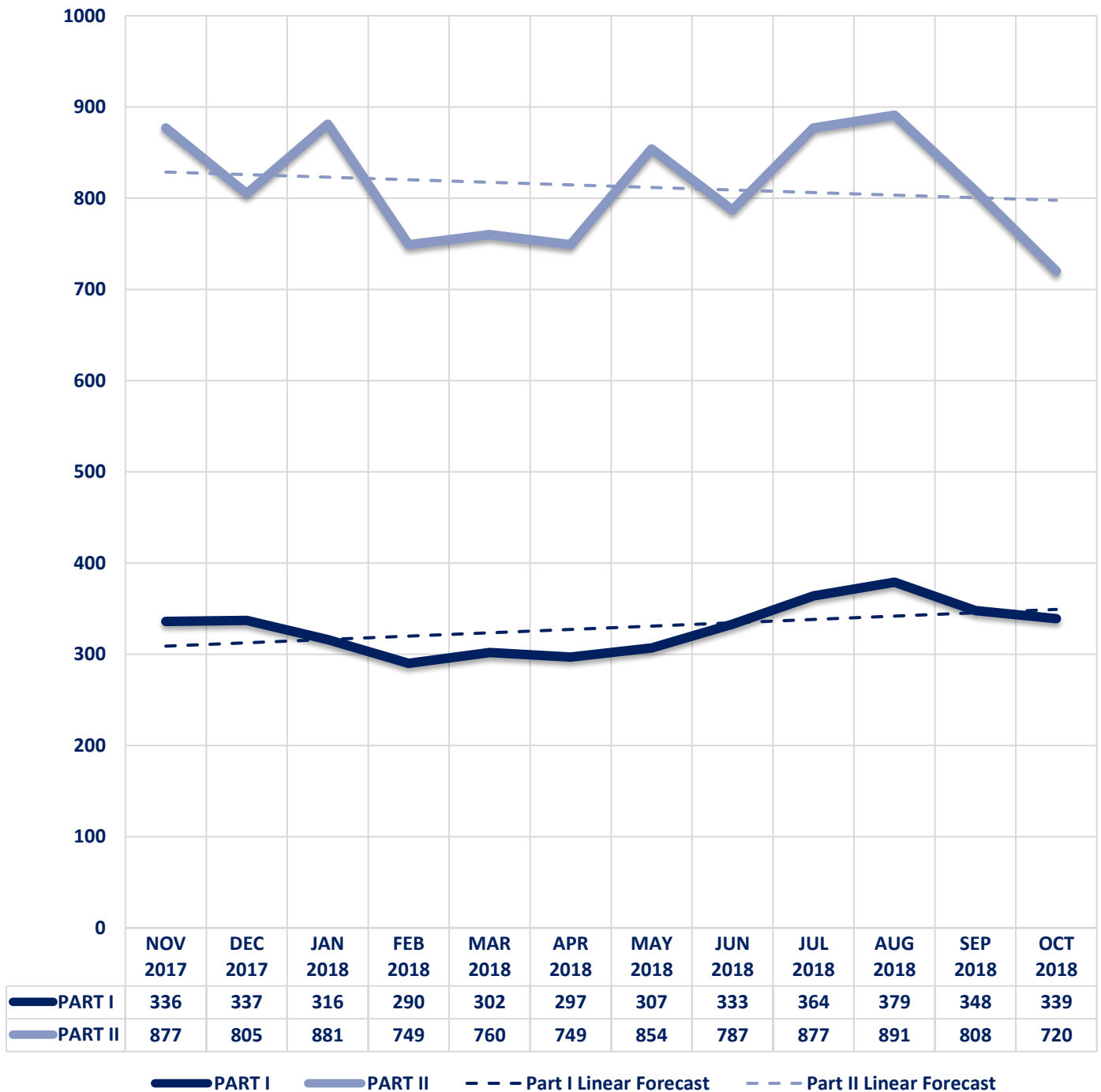


Seized Drugs

| TYPE | DOSES | STREET VALUE |
|---------------|---------------|---------------------|
| Cocaine | 169.0 | \$ 1,690.00 |
| Heroin | 372.2 | \$ 3,722.00 |
| Marijuana | 136.5 | \$ 819.06 |
| Hallucinogens | 74.1 | \$ 148.19 |
| Amphetamines | 3463.2 | \$ 34,631.50 |
| TOTAL | 4215.0 | \$ 41,010.75 |



Part I & II Offenses - One Year





CITY COUNCIL DISTRICT #4

MONTHLY OFFENSE SUMMARY

NOVEMBER 2018

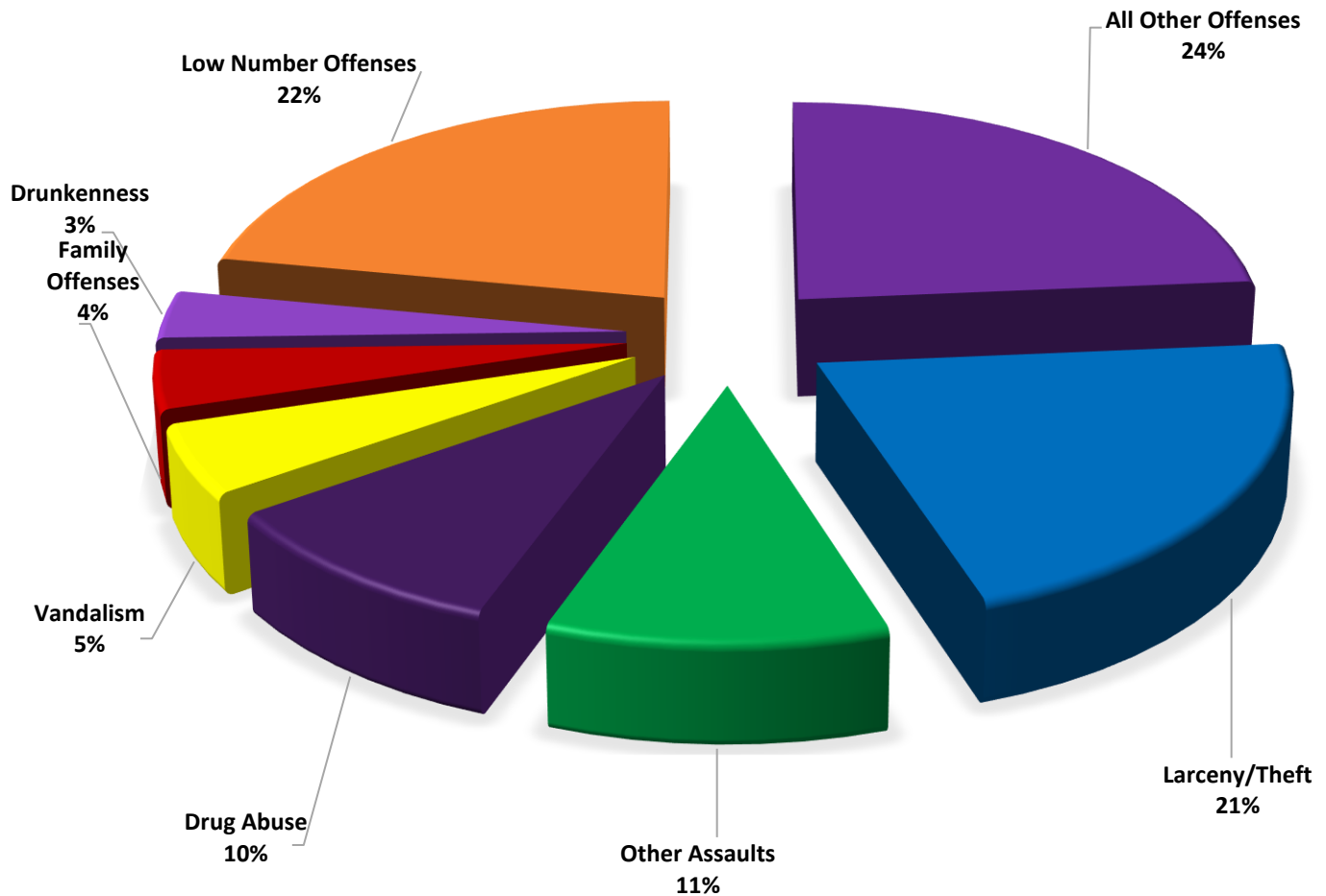
These figures represent preliminary counts of original Police Incident Reports and include all offenses within the above listed City Council District only. Full statistical analysis to determine the confidence level of this data has not been performed. The results contained herein are approximate in relation to the listed area and may not fully coincide with data shown in other areas of SLCPD's Crime Statistics page such as Calls for Service, Crimes Trending, and Crime Reports due to and reflective of departmental procedures that were in place at the time the event occurred and the date this data was compiled. Results displayed are not distinguished as attempted or completed crimes, do not include other calls for police service, and only represent police service where a report was made. Police Incident Reports are classified by primary offense categories as defined by the Uniform Crime Reporting (UCR) system, however for this report all offenses are included, and each incident may have more than one offense listed on it. In cases where there is more than one offense listed, all offenses are counted individually. Although every reasonable verification effort is made, the accuracy of any data is subject to the constraints of the report generation process as well as the manner, format, and point in time of any query.

| | |
|-----------------------------|--|
| PART I OFFENSES: | Chosen by the FBI as Part I Offenses because they are serious crimes that occur with regularity in all areas of the country and are likely to be reported to Police. |
| PART II OFFENSES: | All other crimes other than the eight Part I Offenses. The Uniform Crime Reporting Program gathers only arrest data for Part II Offenses, however, SLCPD results displayed in this document display all Part II Offenses, regardless of the presence of arrest data. |
| ALL OTHER OFFENSES: | Under the Part II Offense section, 'All Other Offenses' include Peeping Tom, Trespass, Kidnap/Abduction, Pornography, Extortion/Blackmail, Bribery, Warrants, Sexual Offenses, Obstruction, Public Peace, and Hit & Run. |
| NON-UCR OFFENSES: | Non-UCR Offenses include reports for all other offenses not classified as a Part I or Part II Offense. Results displayed separate some of these offenses such as Ambulance Calls, Deaths, Missing Persons, Suicides, Suspicious Activity, and Traffic Accidents. |
| ALL OTHER NON-UCR: | Under the Non-UCR category, 'All Other' include the remainder of offenses not classified as Part I or Part II and not separated from the Non-UCR Offenses. These include things such as Loud Parties, Barking Dogs, Mentally Ill Subjects, Citizen Assistance, etc. |
| LOW NUMBER OFFENSES: | On page two, in the interest of space and allowing for easier viewing, the category titled 'Low Number Offenses' include Part I and Part II Offenses from page one that have totals under the amount of 31. |

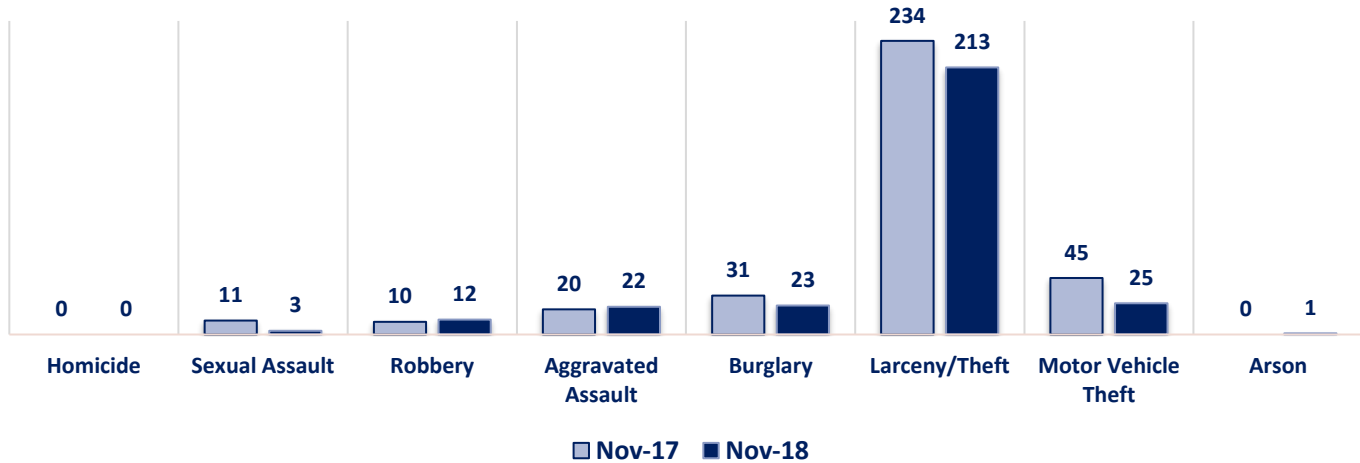
Offenses

| PART I OFFENSES | OFFENSE | NOV 17 | NOV 18 | OFFENSE | NOV 17 | NOV 18 | PART II OFFENSES |
|------------------|---------------------|--------|--------|---------------------|--------|--------|------------------|
| | Homicide | 0 | 0 | Other Assaults | 111 | 106 | |
| | Sexual Assault | 11 | 3 | Forgery/Counterfeit | 8 | 4 | |
| | Robbery | 10 | 12 | Fraud | 31 | 31 | |
| | Aggravated Assault | 20 | 22 | Embezzlement | 1 | 1 | |
| | Burglary | 31 | 23 | Stolen Property | 7 | 6 | |
| | Larceny/Theft | 234 | 213 | Vandalism | 61 | 50 | |
| | Motor Vehicle Theft | 45 | 25 | Weapons | 2 | 10 | |
| | Arson | 0 | 1 | Prostitution | 7 | 9 | |
| PART I TOTALS | | 351 | 299 | Sex Offenses | 10 | 6 | PART II OFFENSES |
| NON-UCR OFFENSES | Ambulance Calls | 45 | 45 | Drug Abuse | 158 | 97 | |
| | Deaths | 4 | 9 | Gambling | 0 | 0 | |
| | Missing Persons | 8 | 11 | Family Offenses | 41 | 42 | |
| | Suicides | 0 | 0 | DUI | 19 | 30 | |
| | Suspicious Activity | 19 | 39 | Liquor Laws | 17 | 8 | |
| | Traffic Accidents | 0 | 0 | Drunkenness | 59 | 34 | |
| | All Other | 492 | 437 | Disorderly Conduct | 21 | 21 | |
| NON-UCR TOTALS | | 568 | 541 | All Other Offenses | 328 | 236 | |
| TOTALS | PART I OFFENSES | 351 | 299 | Curfew/Loitering | 0 | 0 | |
| | PART II OFFENSES | 893 | 699 | Runaway | 12 | 8 | |
| | NON-UCR OFFENSES | 568 | 541 | PART II TOTALS | 893 | 699 | |
| | TOTAL | 1812 | 1539 | | | | |

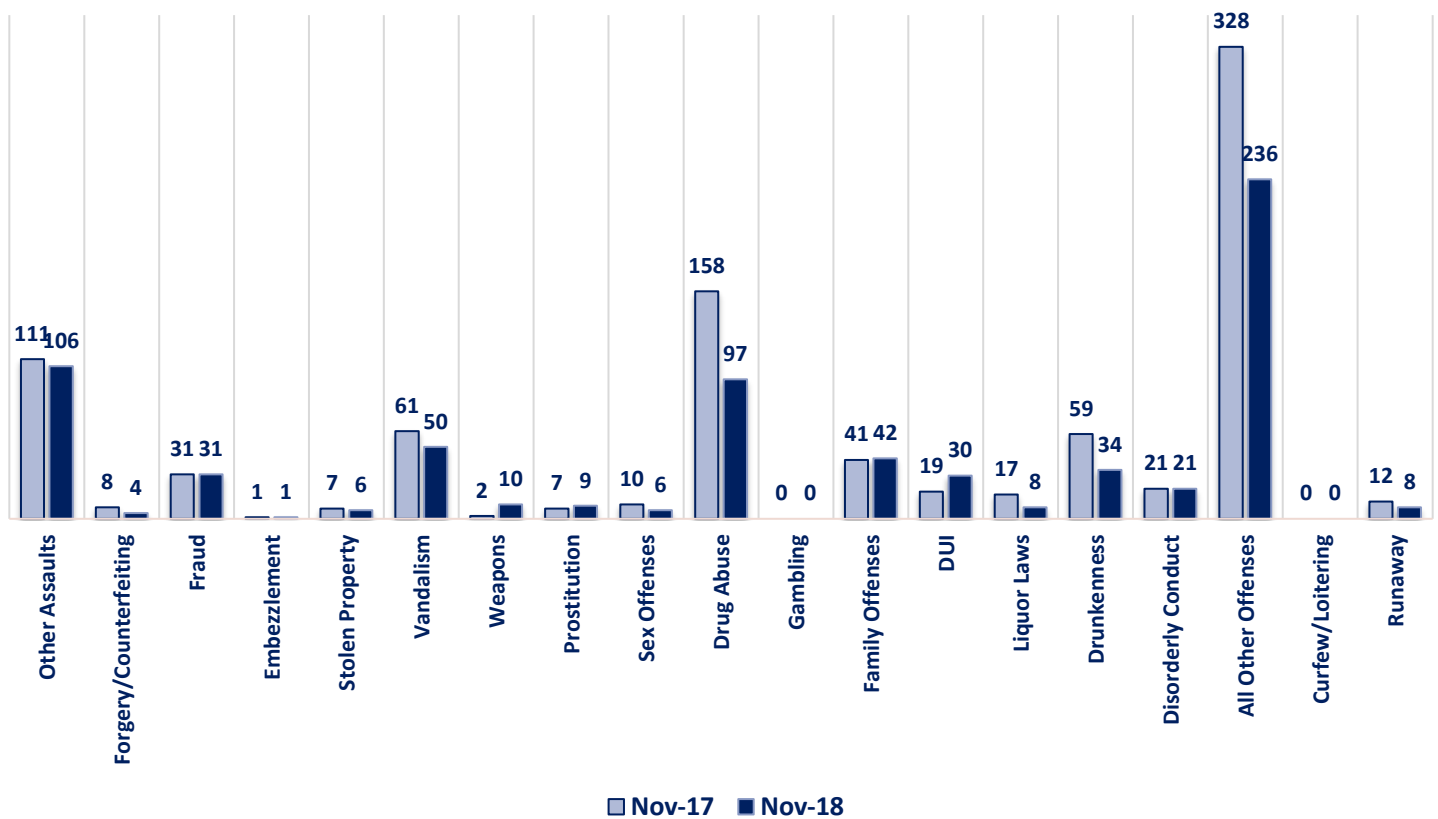
NOVEMBER 2018 - PART I & II OFFENSE PERCENTAGES



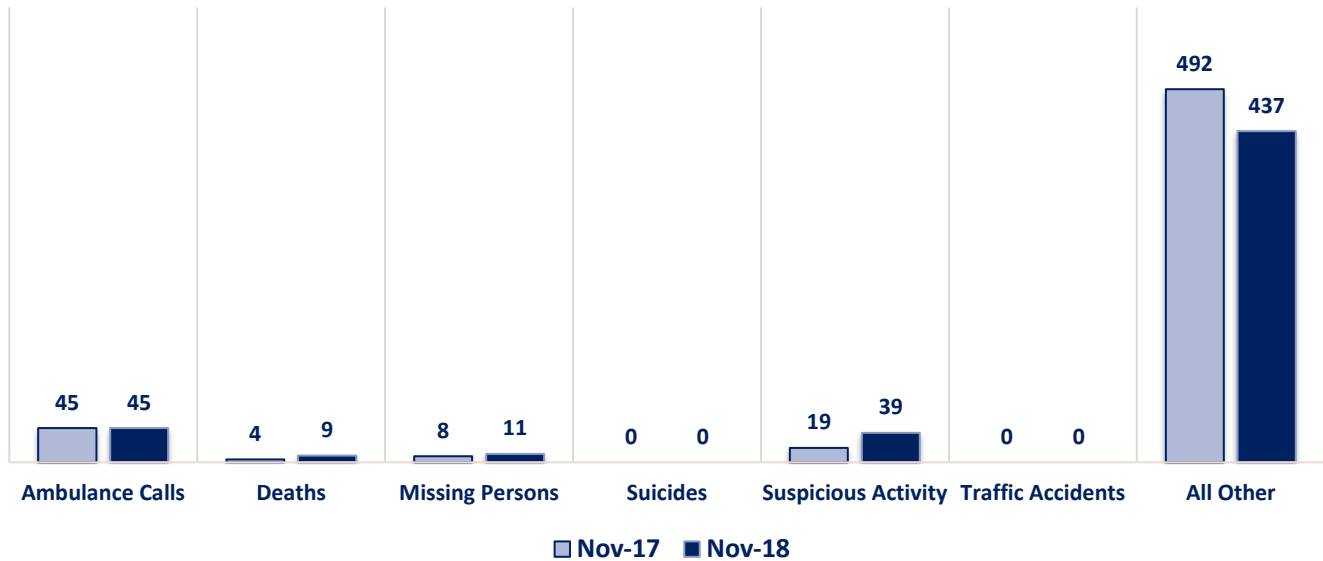
Part I Offenses



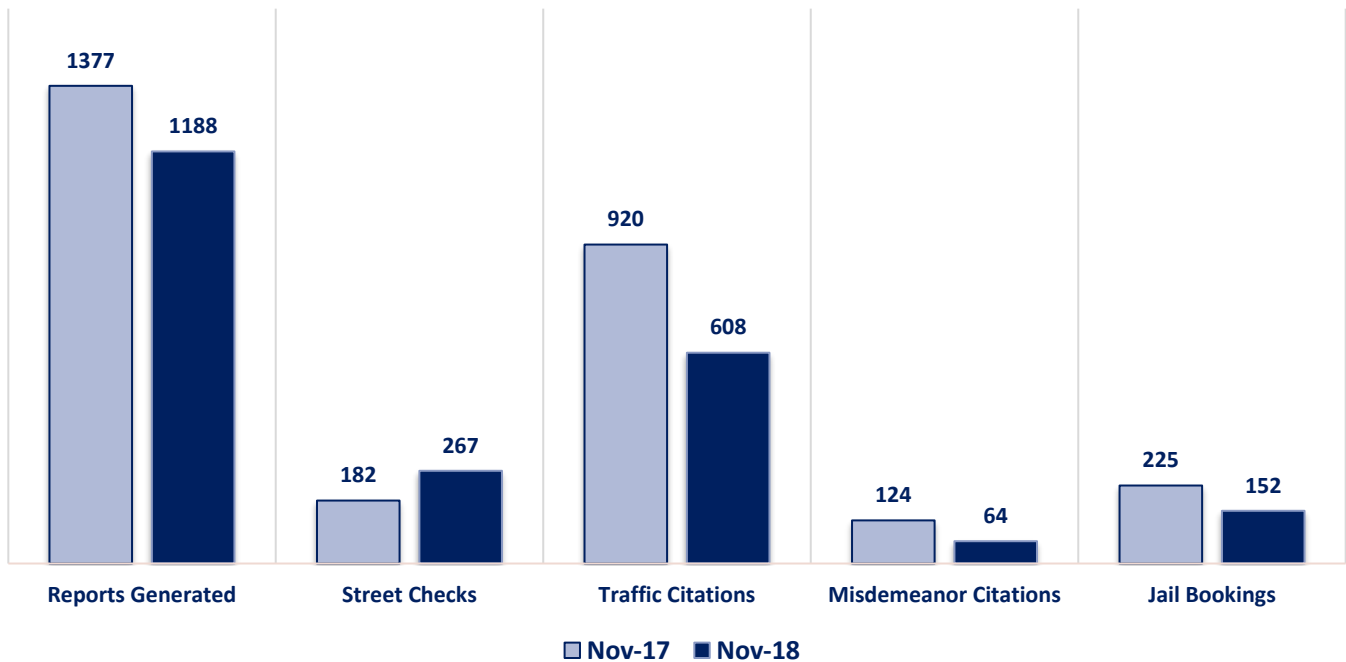
Part II Offenses



Non-UCR Offenses

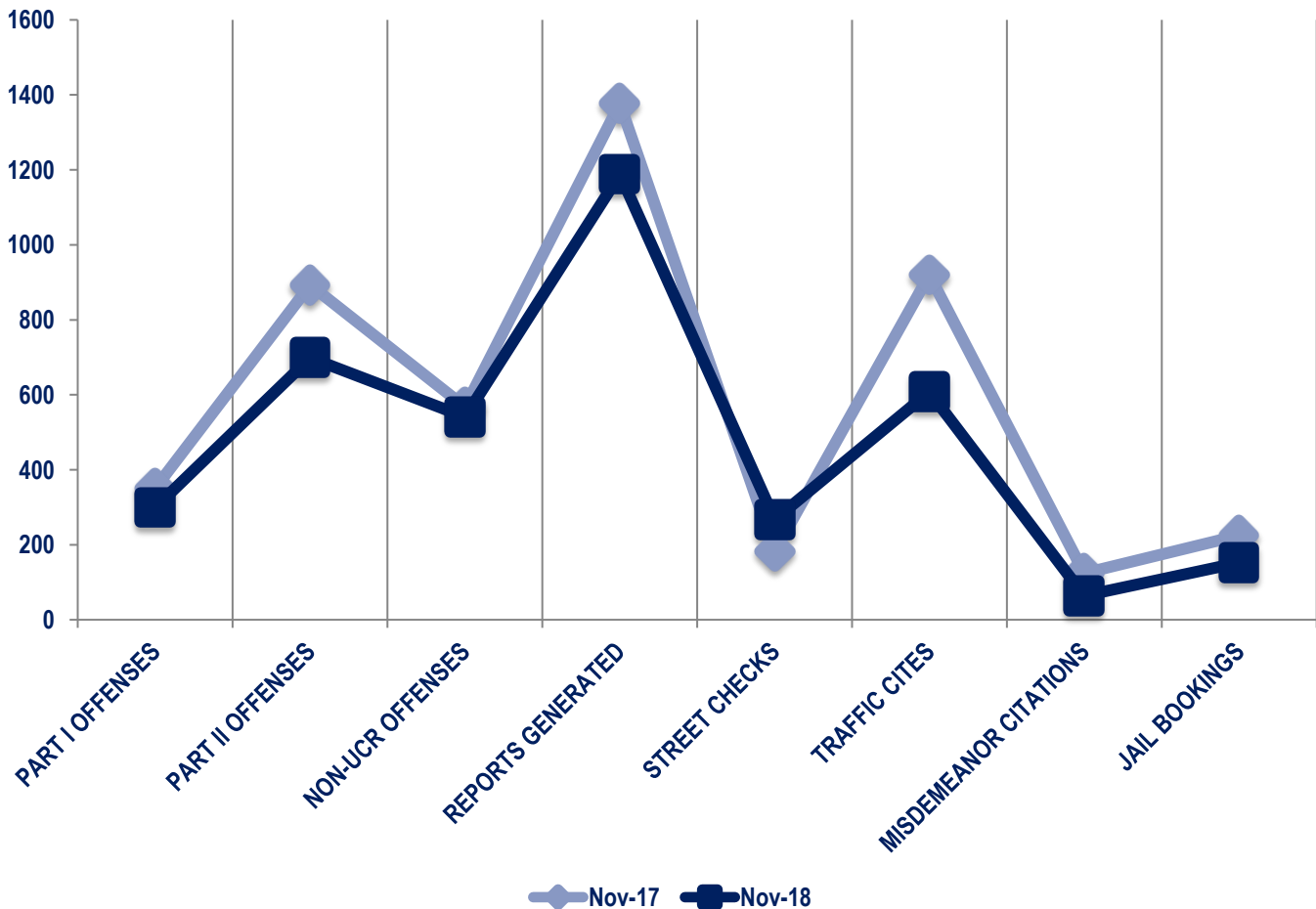


Other Event Totals



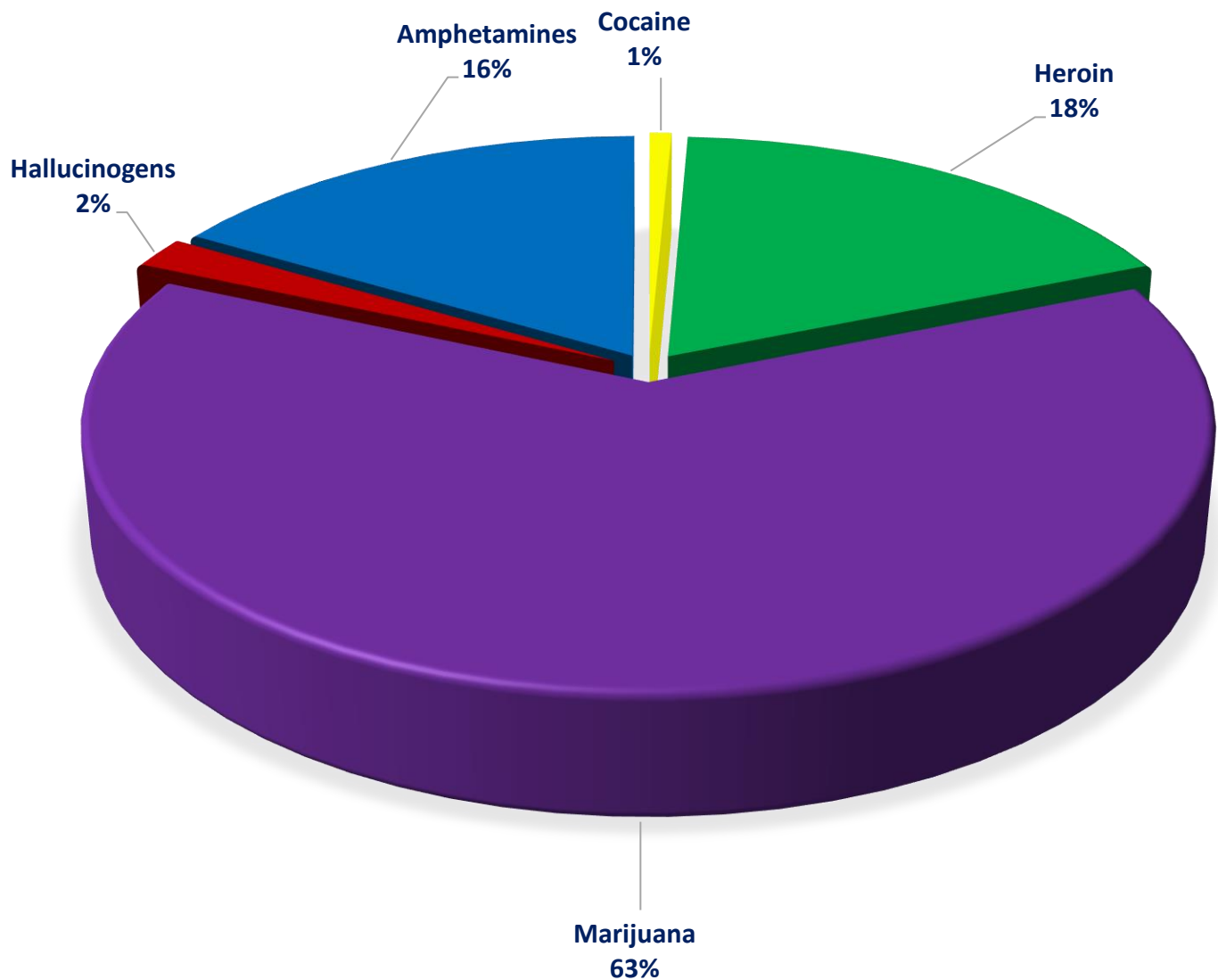
Combined Offense/Event Trends

| | NOV 2017 | NOV 2018 |
|------------------------------|----------|----------|
| Part I Offenses | 351 | 299 |
| Part II Offenses | 893 | 699 |
| NonUCR Offenses | 568 | 541 |
| Reports Generated | 1377 | 1188 |
| Street Checks | 182 | 267 |
| Traffic Citations | 920 | 608 |
| Misdemeanor Citations | 124 | 64 |
| Jail Bookings | 225 | 152 |

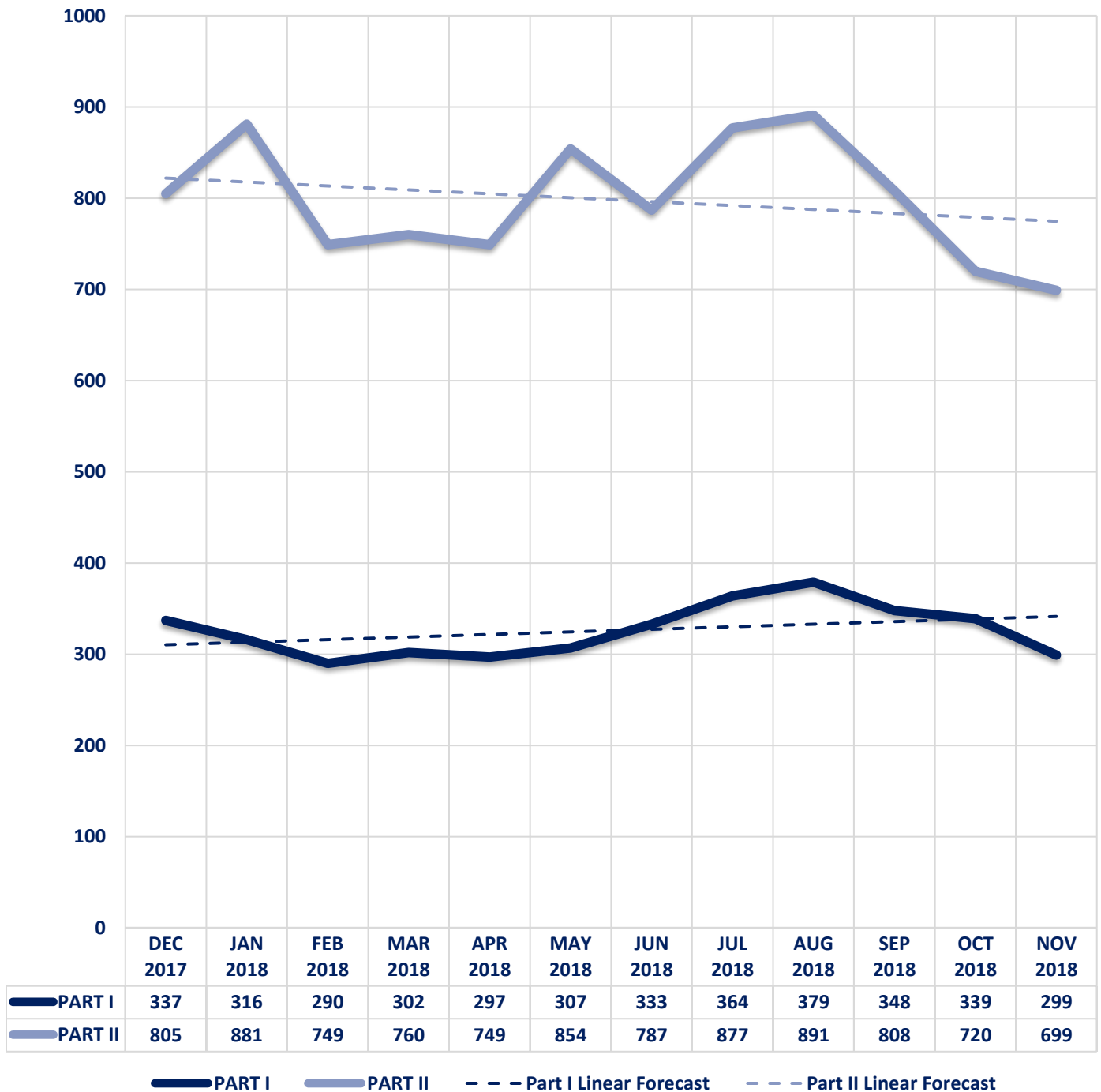


Seized Drugs

| TYPE | DOSES | STREET VALUE |
|---------------|---------------|--------------------|
| Cocaine | 10.0 | \$ 100.00 |
| Heroin | 243.0 | \$ 2,430.00 |
| Marijuana | 844.3 | \$ 5,065.97 |
| Hallucinogens | 25.7 | \$ 51.38 |
| Amphetamines | 222.0 | \$ 2,220.00 |
| TOTAL | 1345.0 | \$ 9,867.36 |



Part I & II Offenses - One Year





CITY COUNCIL DISTRICT #4

MONTHLY OFFENSE SUMMARY

DECEMBER 2018

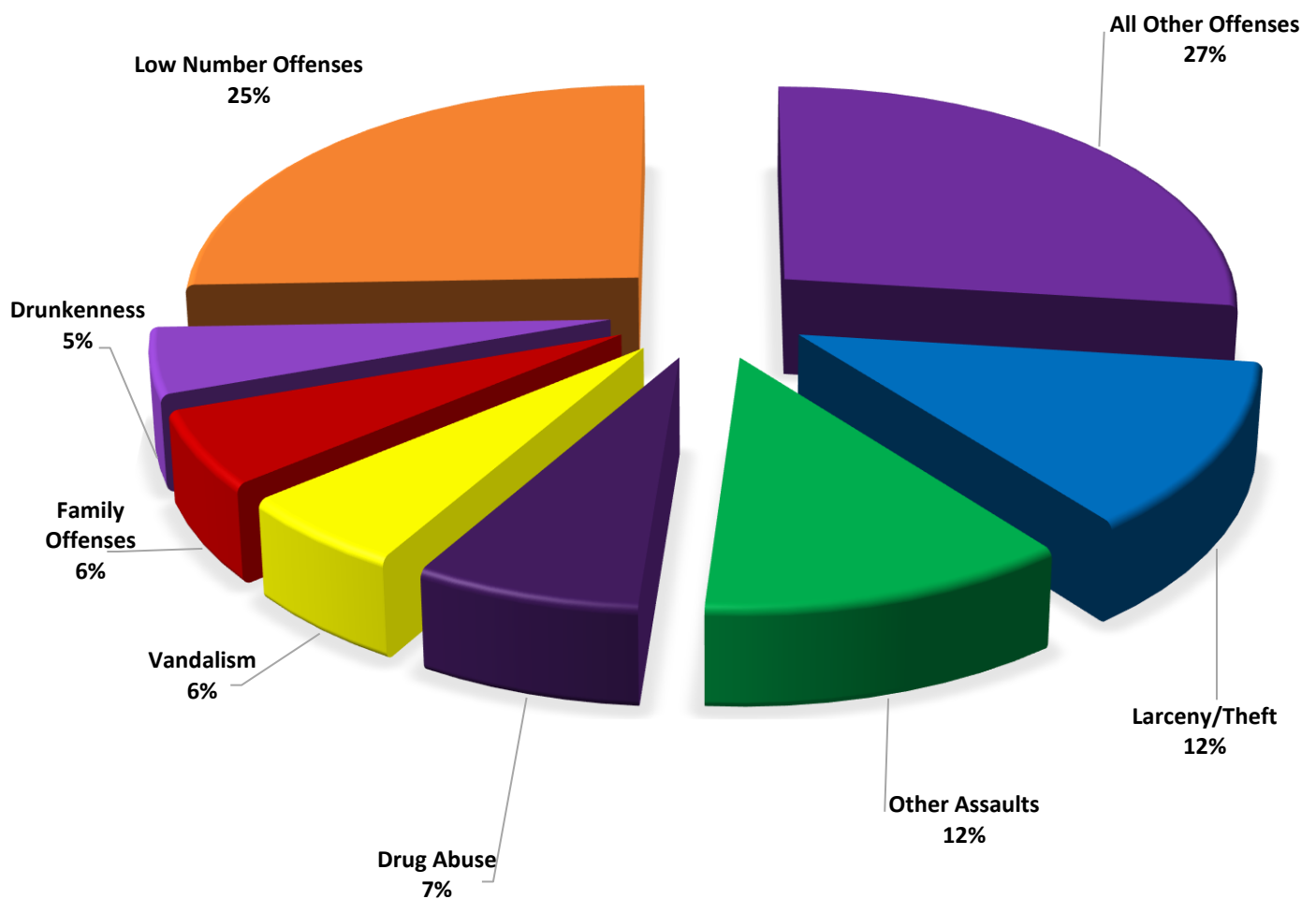
These figures represent preliminary counts of original Police Incident Reports and include all offenses within the above listed City Council District only. Full statistical analysis to determine the confidence level of this data has not been performed. The results contained herein are approximate in relation to the listed area and may not fully coincide with data shown in other areas of SLCPD's Crime Statistics page such as Calls for Service, Crimes Trending, and Crime Reports due to and reflective of departmental procedures that were in place at the time the event occurred and the date this data was compiled. Results displayed are not distinguished as attempted or completed crimes, do not include other calls for police service, and only represent police service where a report was made. Police Incident Reports are classified by primary offense categories as defined by the Uniform Crime Reporting (UCR) system, however for this report all offenses are included, and each incident may have more than one offense listed on it. In cases where there is more than one offense listed, all offenses are counted individually. Although every reasonable verification effort is made, the accuracy of any data is subject to the constraints of the report generation process as well as the manner, format, and point in time of any query.

| | |
|-----------------------------|--|
| PART I OFFENSES: | Chosen by the FBI as Part I Offenses because they are serious crimes that occur with regularity in all areas of the country and are likely to be reported to Police. |
| PART II OFFENSES: | All other crimes other than the eight Part I Offenses. The Uniform Crime Reporting Program gathers only arrest data for Part II Offenses, however, SLCPD results displayed in this document display all Part II Offenses, regardless of the presence of arrest data. |
| ALL OTHER OFFENSES: | Under the Part II Offense section, 'All Other Offenses' include Peeping Tom, Trespass, Kidnap/Abduction, Pornography, Extortion/Blackmail, Bribery, Warrants, Sexual Offenses, Obstruction, Public Peace, and Hit & Run. |
| NON-UCR OFFENSES: | Non-UCR Offenses include reports for all other offenses not classified as a Part I or Part II Offense. Results displayed separate some of these offenses such as Ambulance Calls, Deaths, Missing Persons, Suicides, Suspicious Activity, and Traffic Accidents. |
| ALL OTHER NON-UCR: | Under the Non-UCR category, 'All Other' include the remainder of offenses not classified as Part I or Part II and not separated from the Non-UCR Offenses. These include things such as Loud Parties, Barking Dogs, Mentally Ill Subjects, Citizen Assistance, etc. |
| LOW NUMBER OFFENSES: | On page two, in the interest of space and allowing for easier viewing, the category titled 'Low Number Offenses' include Part I and Part II Offenses from page one that have totals under the amount of 38. |

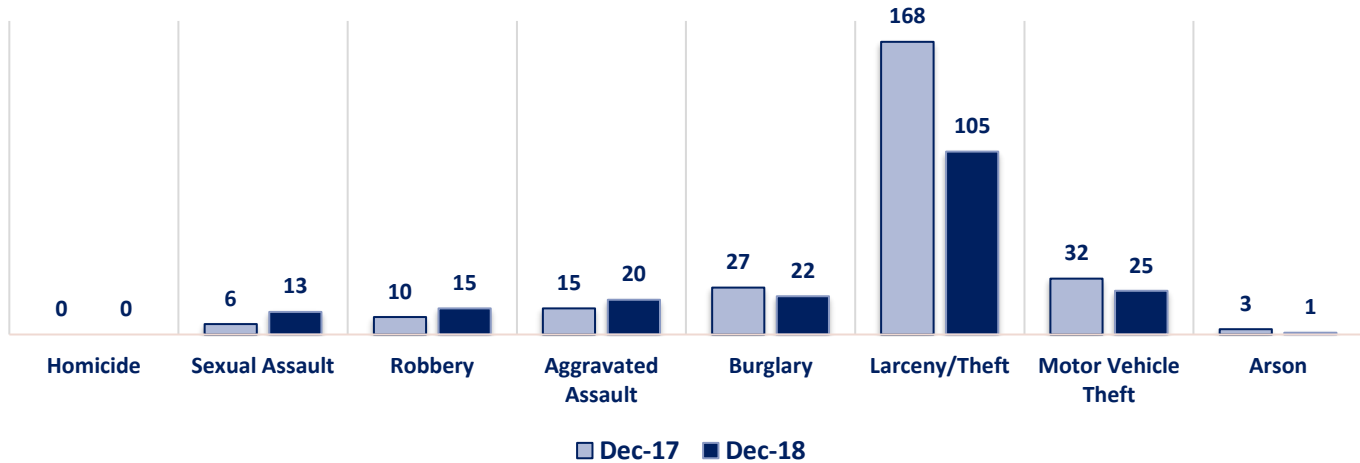
Offenses

| PART I OFFENSES | OFFENSE | DEC 17 | DEC 18 | OFFENSE | DEC 17 | DEC 18 | PART II OFFENSES |
|------------------|---------------------|--------|--------|---------------------|--------|--------|------------------|
| | Homicide | 0 | 0 | Other Assaults | 98 | 99 | |
| | Sexual Assault | 6 | 13 | Forgery/Counterfeit | 15 | 10 | |
| | Robbery | 10 | 15 | Fraud | 40 | 38 | |
| | Aggravated Assault | 15 | 20 | Embezzlement | 1 | 2 | |
| | Burglary | 27 | 22 | Stolen Property | 10 | 6 | |
| | Larceny/Theft | 168 | 105 | Vandalism | 67 | 47 | |
| | Motor Vehicle Theft | 32 | 25 | Weapons | 6 | 5 | |
| | Arson | 3 | 1 | Prostitution | 10 | 3 | |
| NON-UCR OFFENSES | PART I TOTALS | 261 | 201 | Sex Offenses | 5 | 6 | |
| | Ambulance Calls | 63 | 54 | Drug Abuse | 92 | 61 | |
| | Deaths | 4 | 8 | Gambling | 0 | 0 | |
| | Missing Persons | 9 | 12 | Family Offenses | 36 | 47 | |
| | Suicides | 3 | 1 | DUI | 22 | 21 | |
| | Suspicious Activity | 20 | 26 | Liquor Laws | 15 | 7 | |
| | Traffic Accidents | 0 | 0 | Drunkenness | 74 | 41 | |
| | All Other | 469 | 440 | Disorderly Conduct | 21 | 15 | |
| | NON-UCR TOTALS | 568 | 541 | All Other Offenses | 295 | 227 | |
| TOTALS | PART I OFFENSES | 261 | 201 | Curfew/Loitering | 0 | 0 | |
| | PART II OFFENSES | 811 | 641 | Runaway | 4 | 6 | |
| | NON-UCR OFFENSES | 568 | 541 | PART II TOTALS | 811 | 641 | |
| TOTAL | | 1640 | 1383 | | | | |

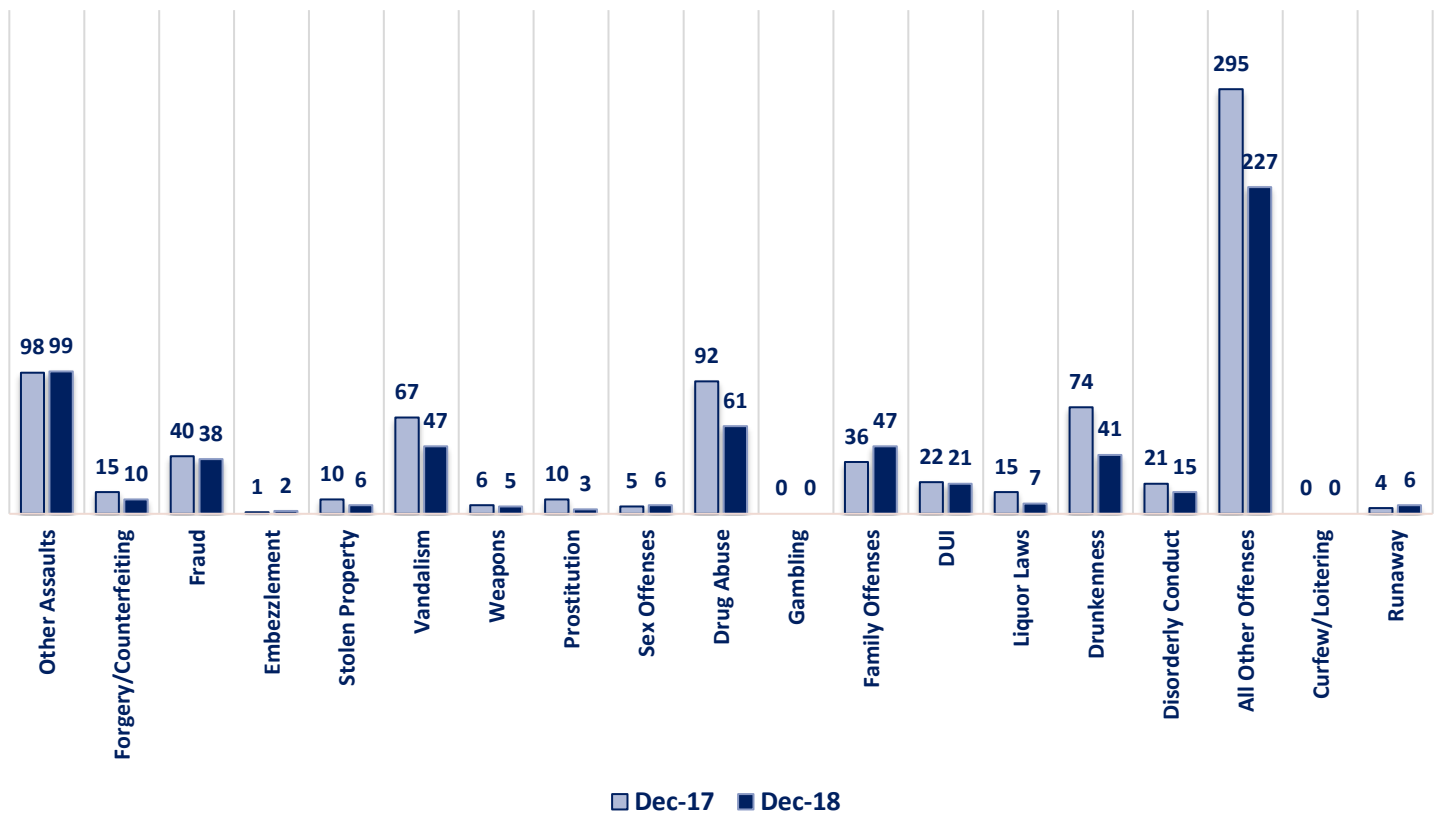
DECEMBER 2018 - PART I & II OFFENSE PERCENTAGES



Part I Offenses



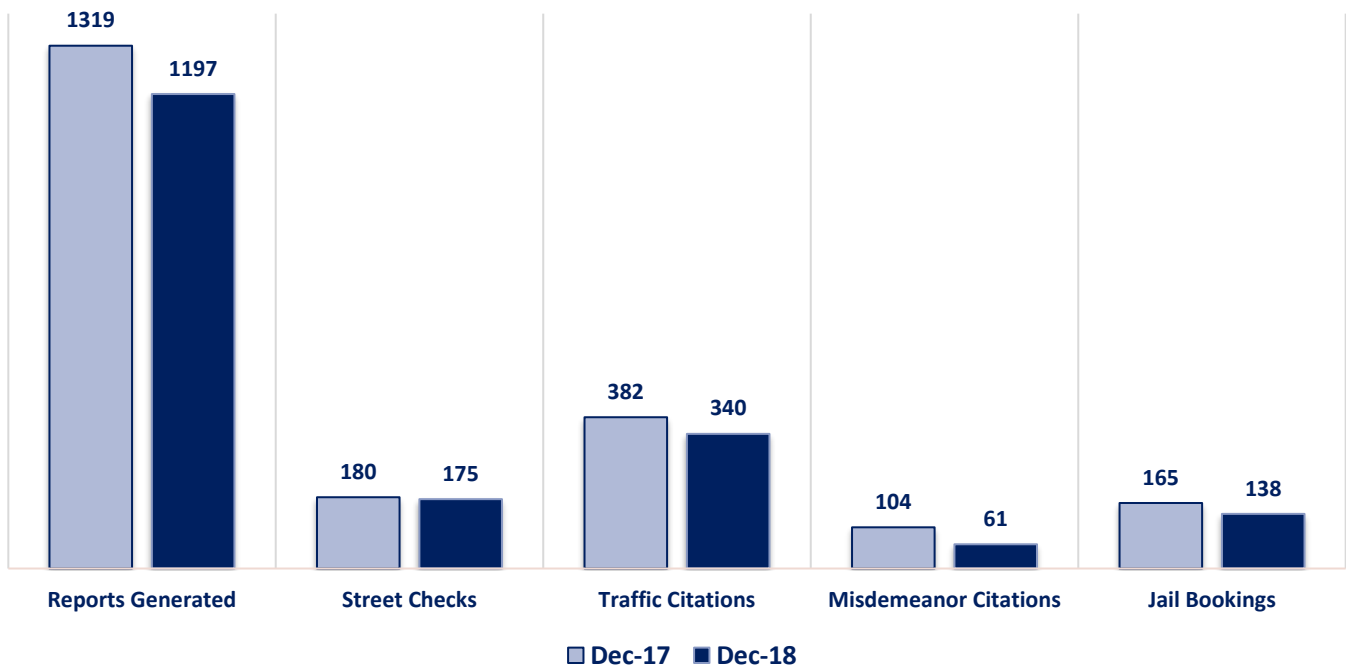
Part II Offenses



Non-UCR Offenses

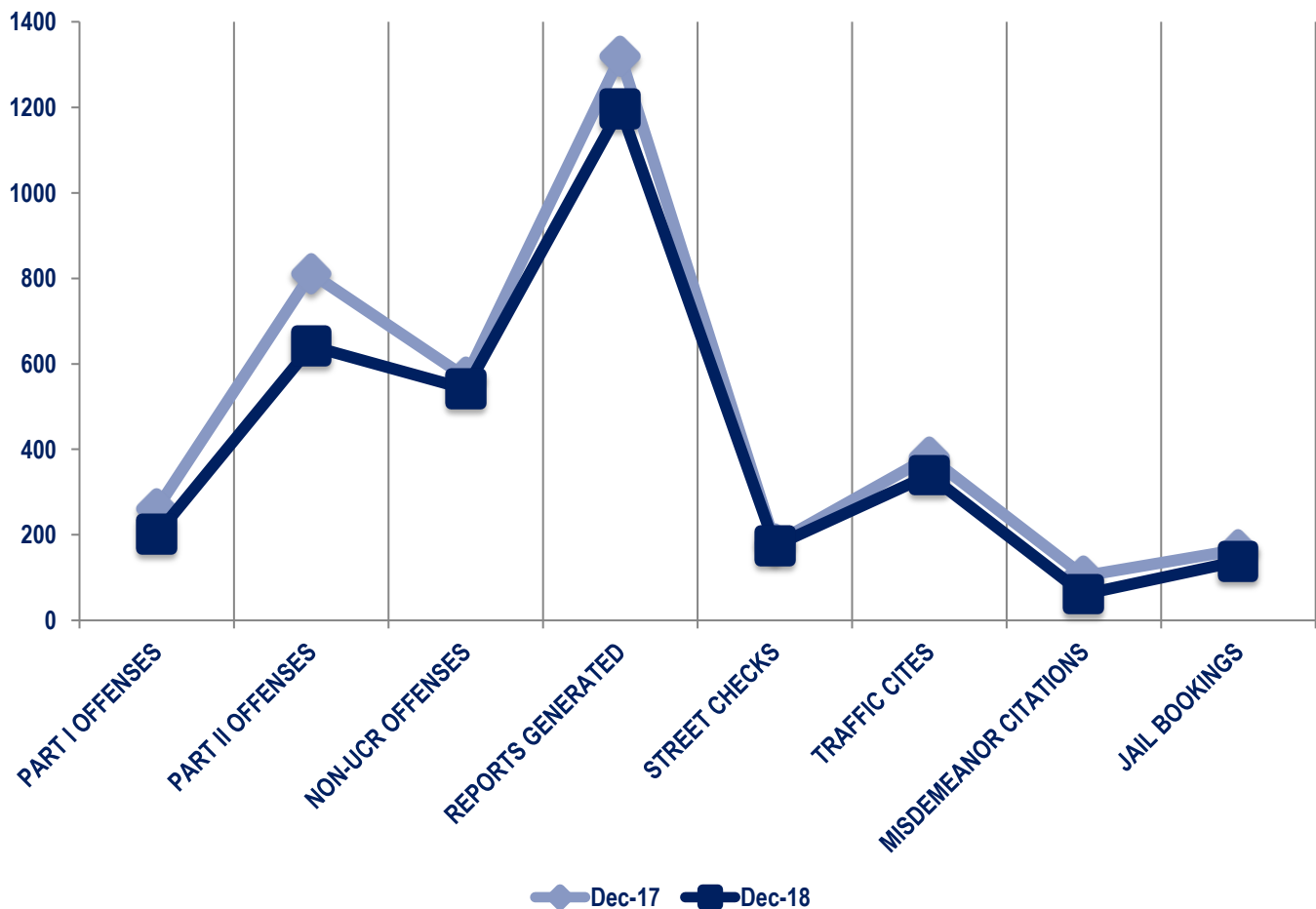


Other Event Totals



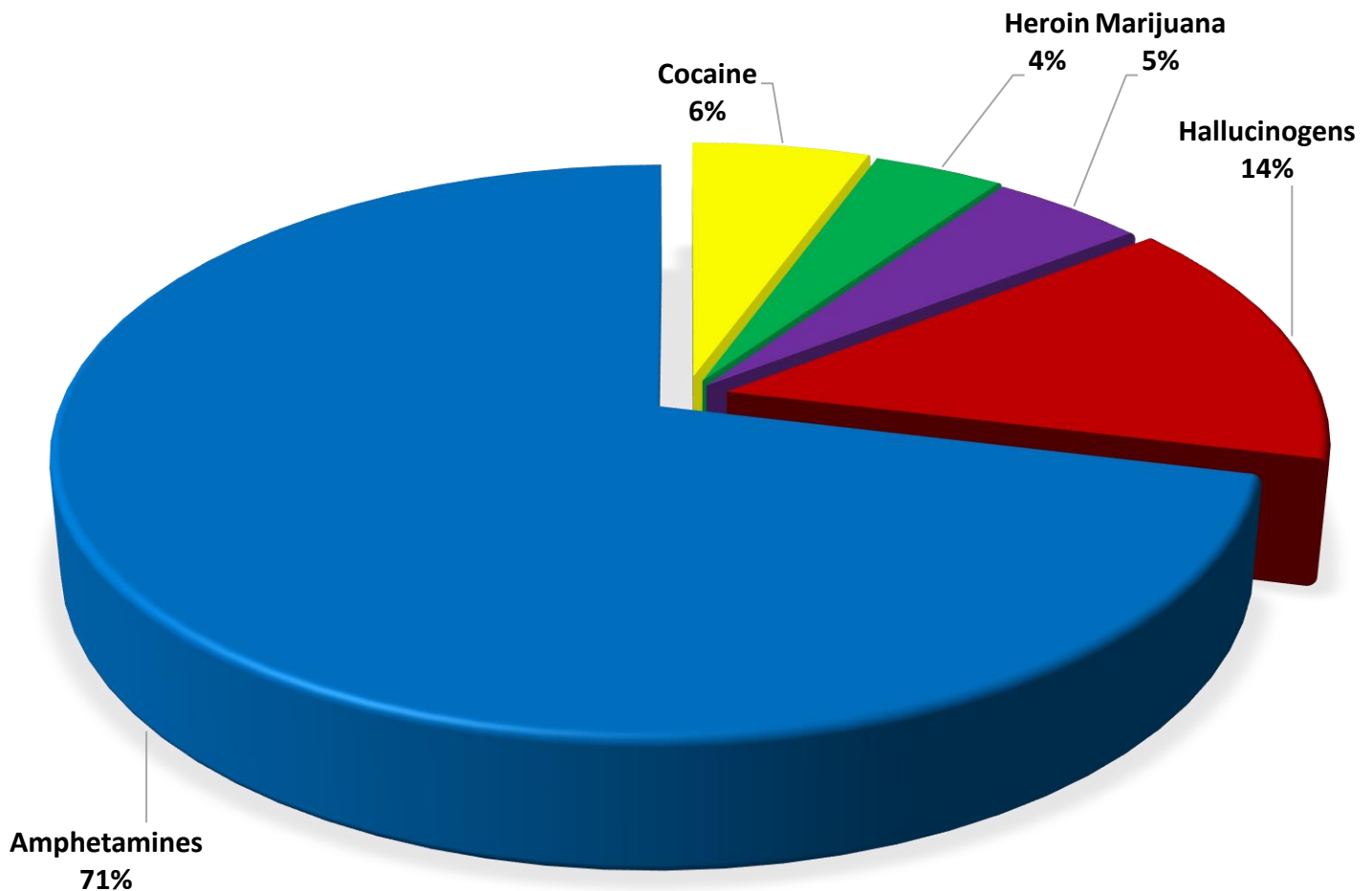
Combined Offense/Event Trends

| | DEC 2017 | DEC 2018 |
|------------------------------|----------|----------|
| Part I Offenses | 261 | 201 |
| Part II Offenses | 811 | 641 |
| NonUCR Offenses | 568 | 541 |
| Reports Generated | 1319 | 1197 |
| Street Checks | 180 | 175 |
| Traffic Citations | 382 | 340 |
| Misdemeanor Citations | 104 | 61 |
| Jail Bookings | 165 | 138 |



Seized Drugs

| TYPE | DOSES | STREET VALUE |
|---------------|---------------|---------------------|
| Cocaine | 81.0 | \$ 810.00 |
| Heroin | 59.2 | \$ 592.00 |
| Marijuana | 70.4 | \$ 422.24 |
| Hallucinogens | 207.8 | \$ 415.54 |
| Amphetamines | 1034.0 | \$ 10,340.00 |
| TOTAL | 1452.3 | \$ 12,579.78 |



Part I & II Offenses - One Year

